

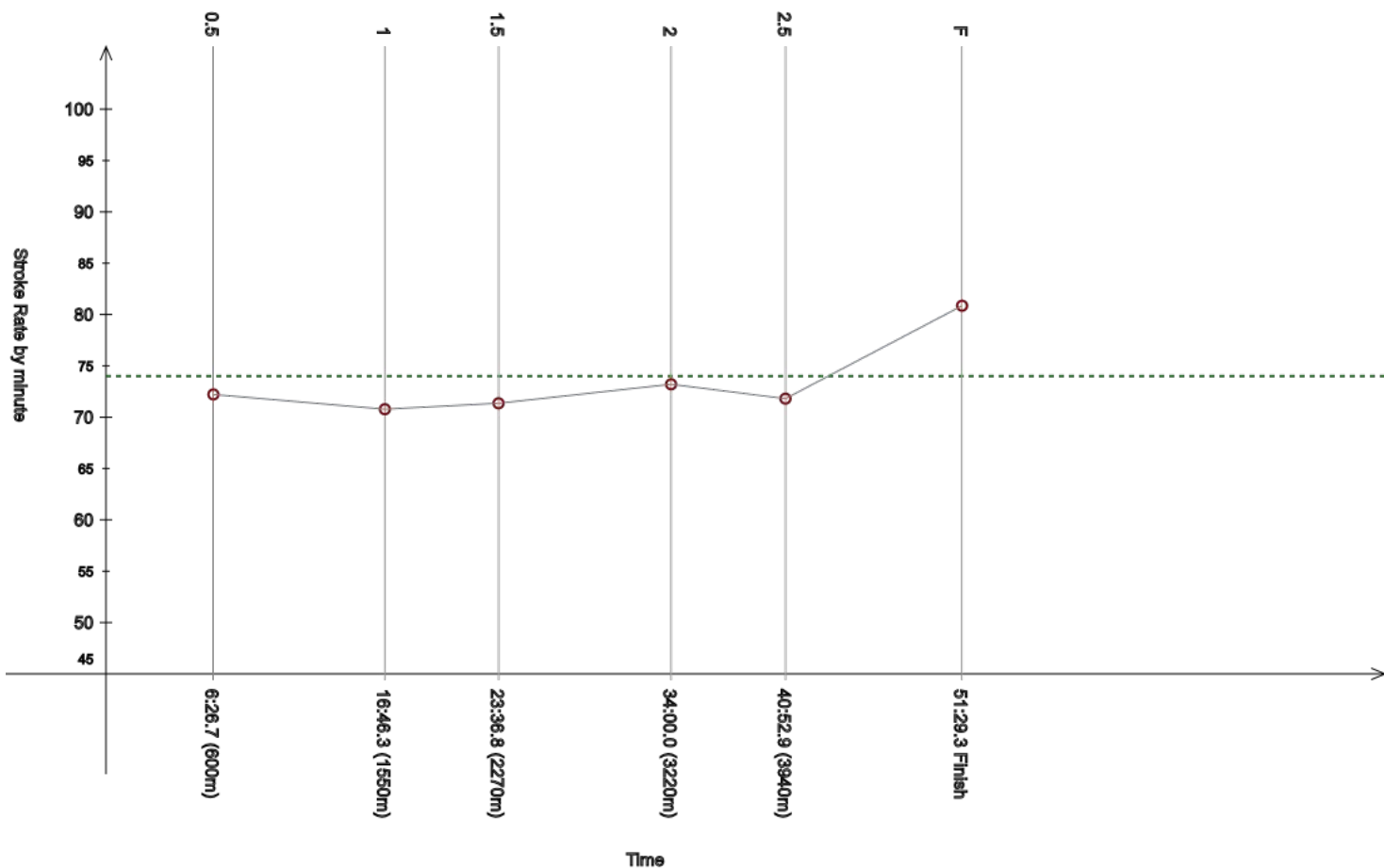
Event 104
7 FEB 2024 - 13:00

Men's 5km

Race Analysis

Rank	Bib	Name	NAT Code	Finish Time	Gap
1	140	FONTAINE Logan	FRA	51:29.3	

Lap	Time	Rank	Gap	SPM	Lap	Time	Rank	Gap	SPM	Lap	Time	Rank	Gap	SPM	SPM	STC
0.5	6:26.7	(=3)	+3.0	72.2	1	16:46.3	(8)	+9.0	70.8	1.5	23:36.8	(7)	+3.3	71.4		
						10:19.6					6:50.5				74.0	3831
2	34:00.0	(8)	+4.9	73.2	2.5	40:52.9	(=5)	+1.5	71.8	F	51:29.3	(1)		80.9		
	10:23.2					6:52.9					10:36.4					



Legend:	----- Stroke Rate Average	+	Gap or time behind	F	Finish	SPM	Average strokes per minute
STC	Total strokes						

Official Timekeeping by OMEGA

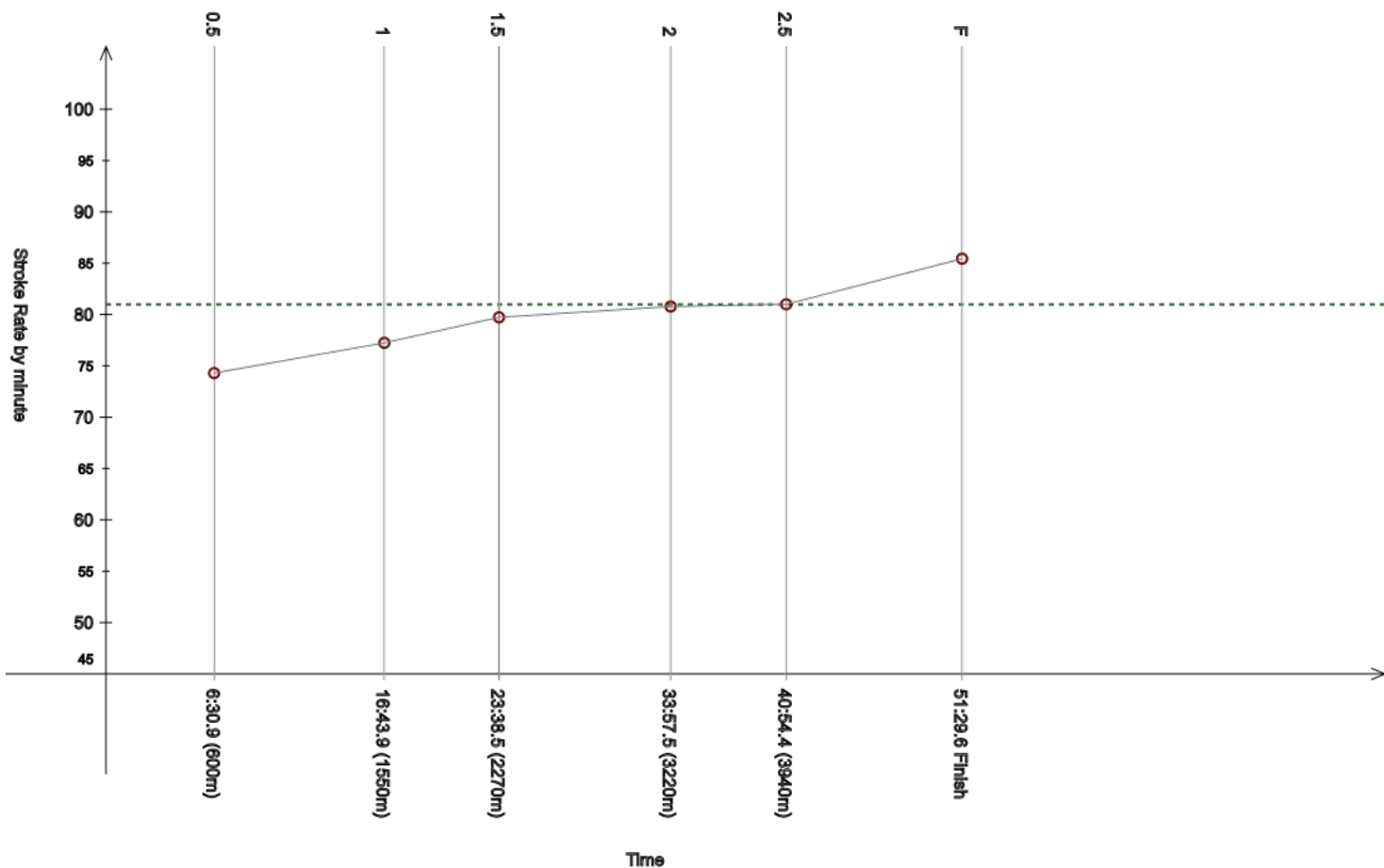
Event 104
7 FEB 2024 - 13:00

Men's 5km

Race Analysis

Rank	Bib	Name	NAT Code	Finish Time	Gap
2	121	OLIVIER Marc-Antoine	FRA	51:29.6	+0.3

Lap	Time	Rank	Gap	SPM	Lap	Time	Rank	Gap	SPM	Lap	Time	Rank	Gap	SPM	SPM	STC
0.5	6:30.9	(11)	+7.2	74.3	1	16:43.9	(6)	+6.6	77.2	1.5	23:38.5	(9)	+5.0	79.7		
						10:13.0	(7)	+3.0	81.0	F	6:54.6	(2)	+0.3	85.4	81.0	4149
2	33:57.5	(3)	+2.4	80.8	2.5	40:54.4	(7)	+3.0	81.0	F	51:29.6	(2)	+0.3	85.4		
	10:19.0					6:56.9					10:35.2					



Legend:	----- Stroke Rate Average	+	Gap or time behind	F	Finish	SPM	Average strokes per minute
STC	Total strokes						

Official Timekeeping by OMEGA

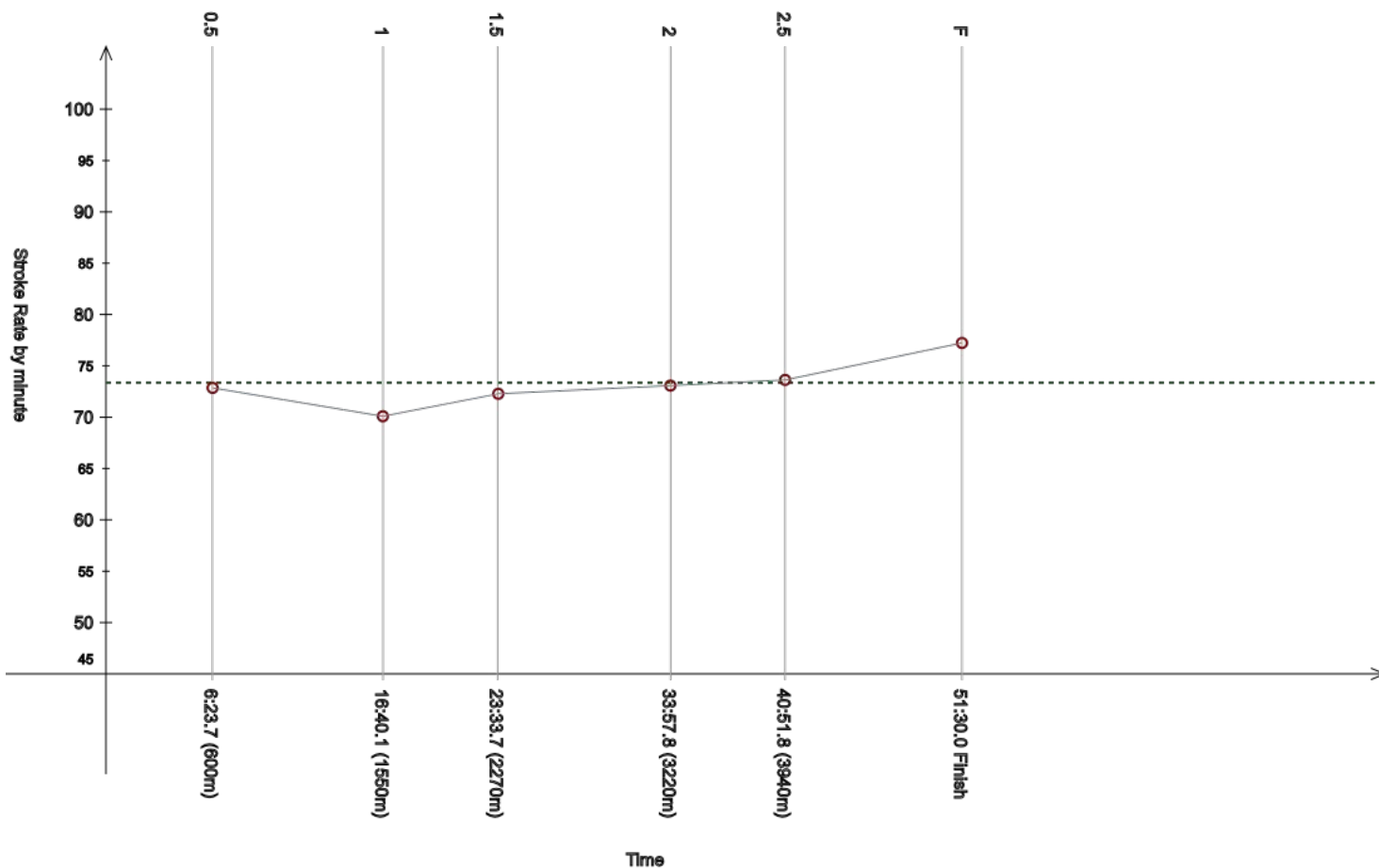
Event 104
7 FEB 2024 - 13:00

Men's 5km

Race Analysis

Rank	Bib	Name	NAT Code	Finish Time	Gap
3	101	ACERENZA Domenico	ITA	51:30.0	+0.7

Lap	Time	Rank	Gap	SPM	Lap	Time	Rank	Gap	SPM	Lap	Time	Rank	Gap	SPM	SPM	STC
0.5	6:23.7	(=1)		72.9	1	16:40.1	(4)	+2.8	70.1	1.5	23:33.7	(3)	+0.2	72.3		
						10:16.4					6:53.6				73.4	3784
2	33:57.8	(5)	+2.7	73.1	2.5	40:51.8	(2)	+0.4	73.6	F	51:30.0	(3)	+0.7	77.2		
	10:24.1					6:54.0					10:38.2					



Legend:	-----	Stroke Rate Average	+	Gap or time behind	F	Finish	SPM	Average strokes per minute
STC		Total strokes						

Official Timekeeping by OMEGA

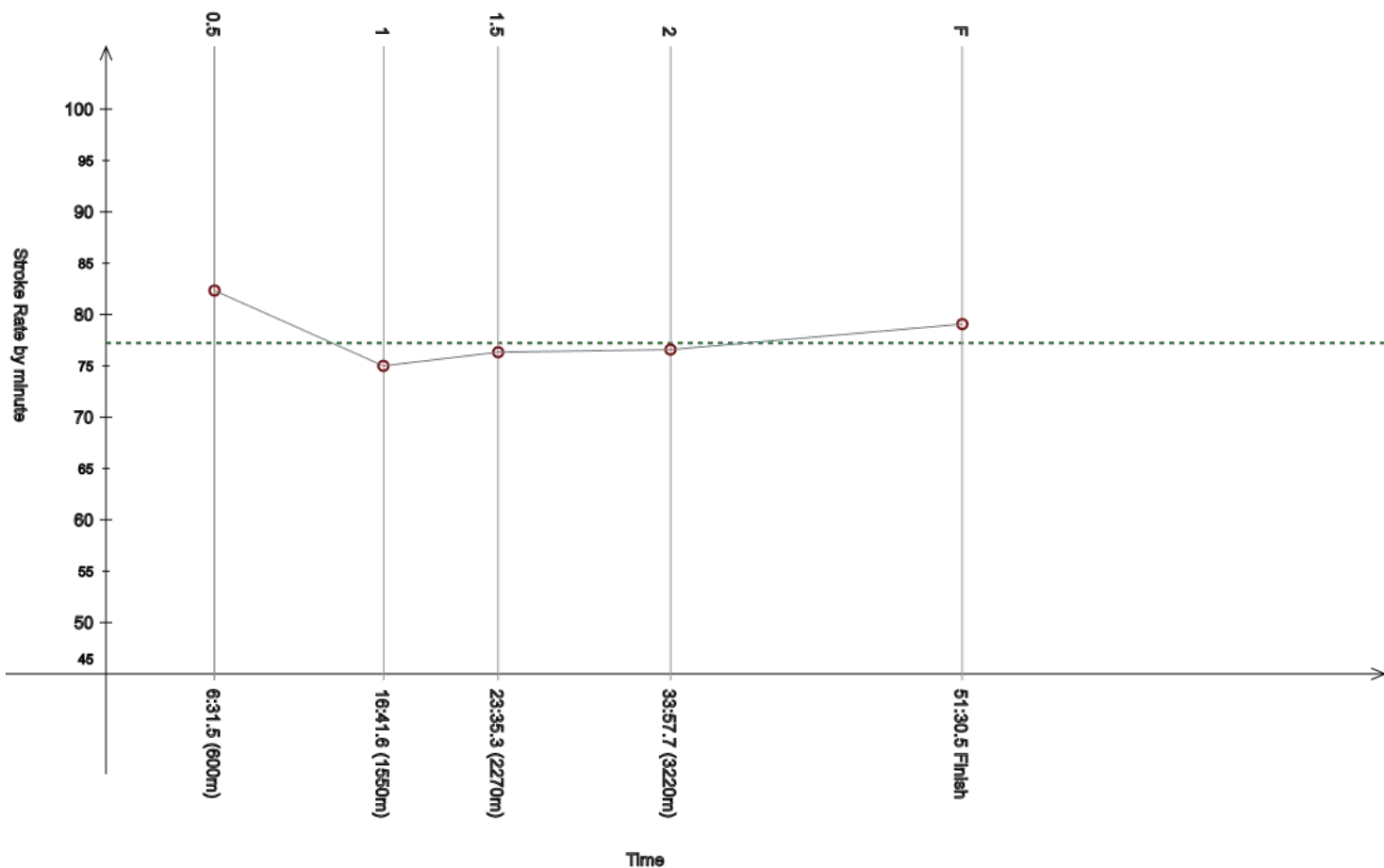
Event 104
7 FEB 2024 - 13:00

Men's 5km

Race Analysis

Rank	Bib	Name	NAT Code	Finish Time	Gap
4	164	RASOVSKY Kristof	HUN	51:30.5	+1.2

Lap	Time	Rank	Gap	SPM	Lap	Time	Rank	Gap	SPM	Lap	Time	Rank	Gap	SPM	SPM	STC
0.5	6:31.5	(12)	+7.8	82.3	1	16:41.6	(5)	+4.3	75.0	1.5	23:35.3	(5)	+1.8	76.3		
						10:10.1					6:53.7				77.2	3971
2	33:57.7	(4)	+2.6	76.6	2.5	-	-	-	-	F	51:30.5	(4)	+1.2	79.1		
	10:22.4					-	-	-	-		-					



Legend:	- Information not available	---- Stroke Rate Average	+ Gap or time behind	F Finish
SPM	Average strokes per minute	STC	Total strokes	

Official Timekeeping by OMEGA

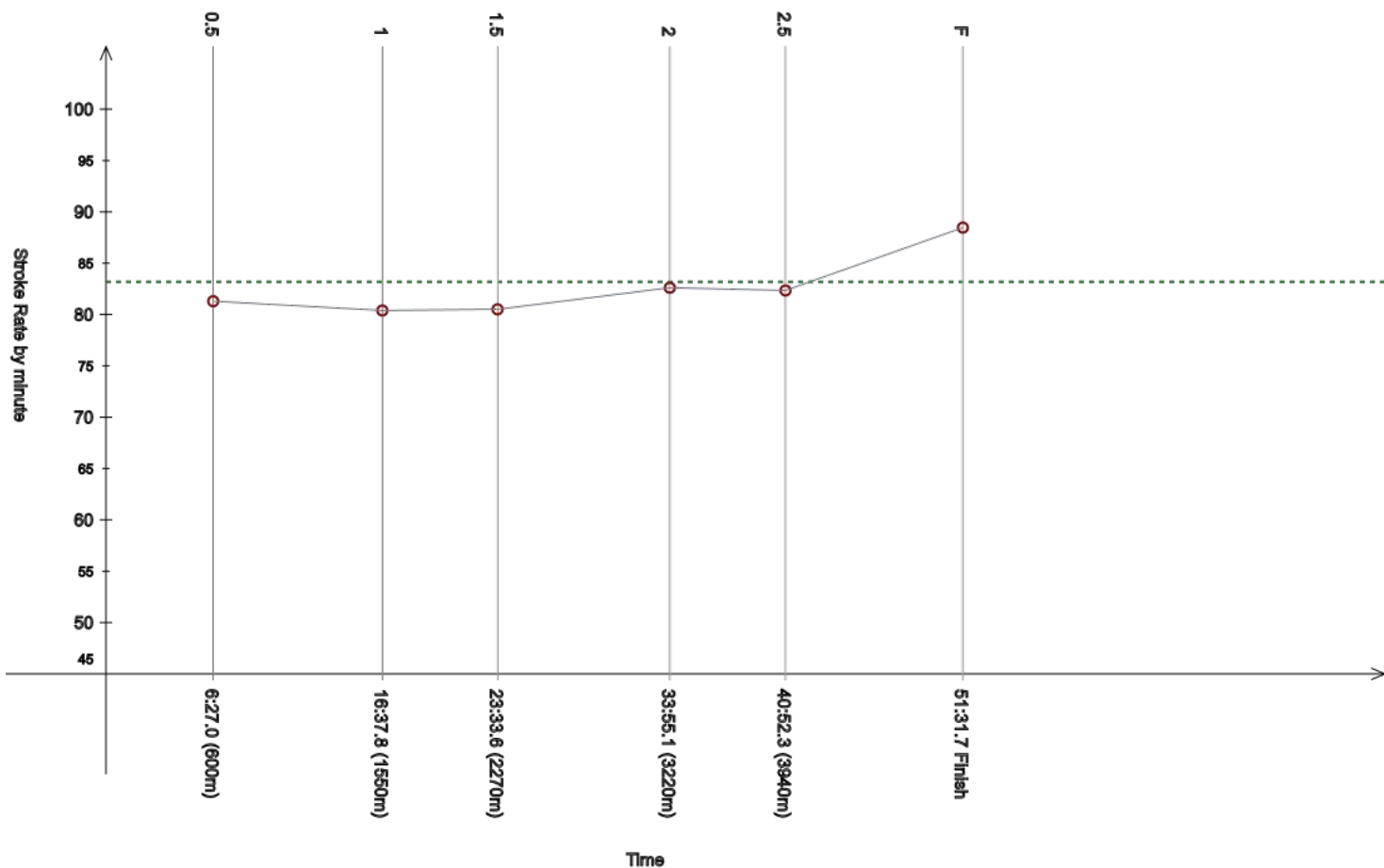
Event 104
7 FEB 2024 - 13:00

Men's 5km

Race Analysis

Rank	Bib	Name	NAT Code	Finish Time	Gap
5	124	PALTRINIERI Gregorio	ITA	51:31.7	+2.4

Lap	Time	Rank	Gap	SPM	Lap	Time	Rank	Gap	SPM	Lap	Time	Rank	Gap	SPM	SPM	STC
0.5	6:27.0	(5)	+3.3	81.3	1	16:37.8	(2)	+0.5	80.4	1.5	23:33.6	(2)	+0.1	80.5		
						10:10.8					6:55.8				83.2	4275
2	33:55.1	(1)		82.6	2.5	40:52.3	(4)	+0.9	82.3	F	51:31.7	(5)	+2.4	88.5		
	10:21.5					6:57.2					10:39.4					



Legend:	-----	Stroke Rate Average	+	Gap or time behind	F	Finish	SPM	Average strokes per minute
STC		Total strokes						

Official Timekeeping by OMEGA

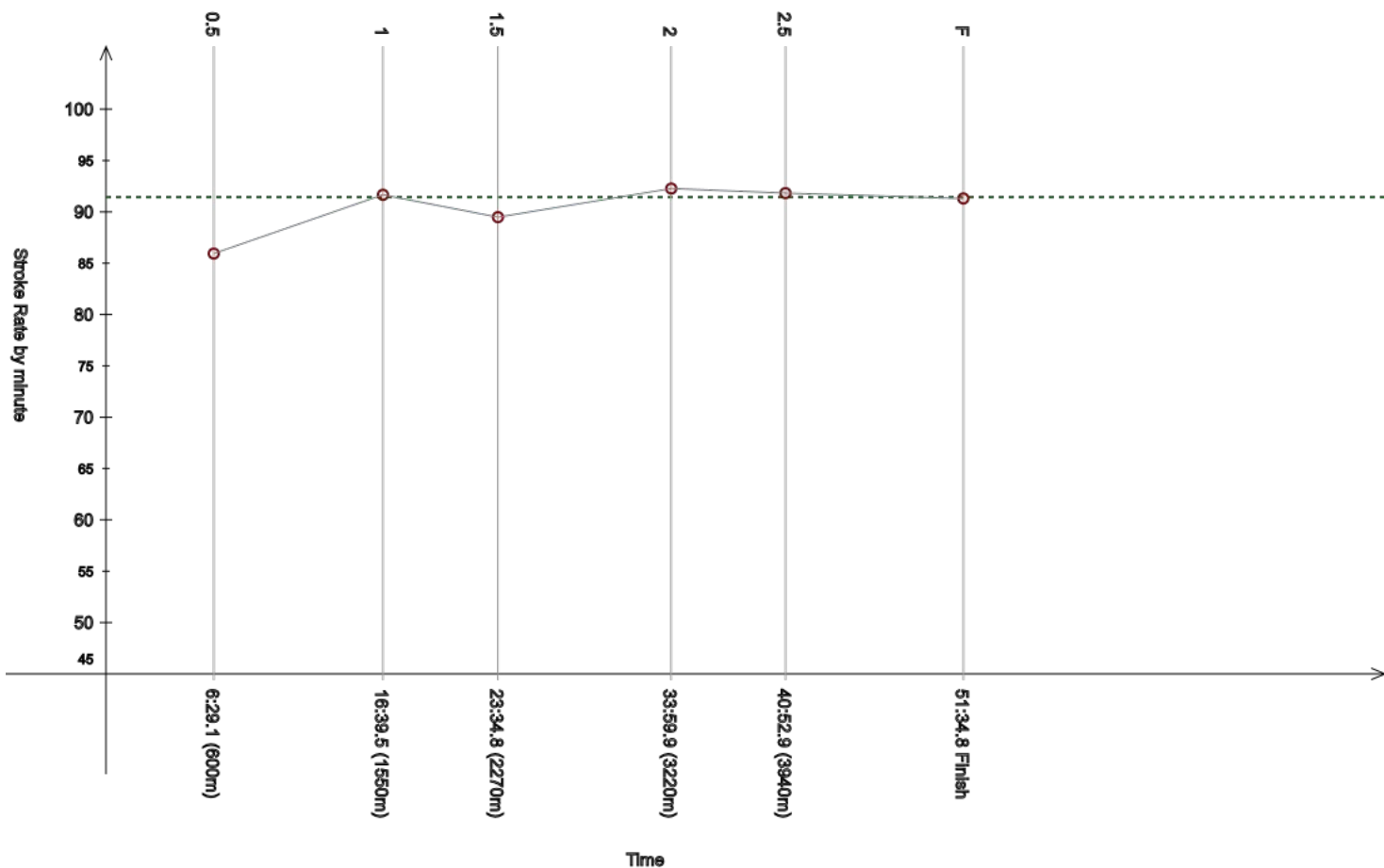
Event 104
7 FEB 2024 - 13:00

Men's 5km

Race Analysis

Rank	Bib	Name	NAT Code	Finish Time	Gap
6	130	BETLEHEM David	HUN	51:34.8	+5.5

Lap	Time	Rank	Gap	SPM	Lap	Time	Rank	Gap	SPM	Lap	Time	Rank	Gap	SPM	SPM	STC
0.5	6:29.1	(7)	+5.4	85.9	1	16:39.5	(3)	+2.2	91.7	1.5	23:34.8	(4)	+1.3	89.5		
						10:10.4					6:55.3				91.4	4709
2	33:59.9	(7)	+4.8	92.3	2.5	40:52.9	(=5)	+1.5	91.8	F	51:34.8	(6)	+5.5	91.3		
	10:25.1					6:53.0					10:41.9					



Legend:	----- Stroke Rate Average	+	Gap or time behind	F	Finish	SPM	Average strokes per minute
STC	Total strokes						

Official Timekeeping by OMEGA

Event 104

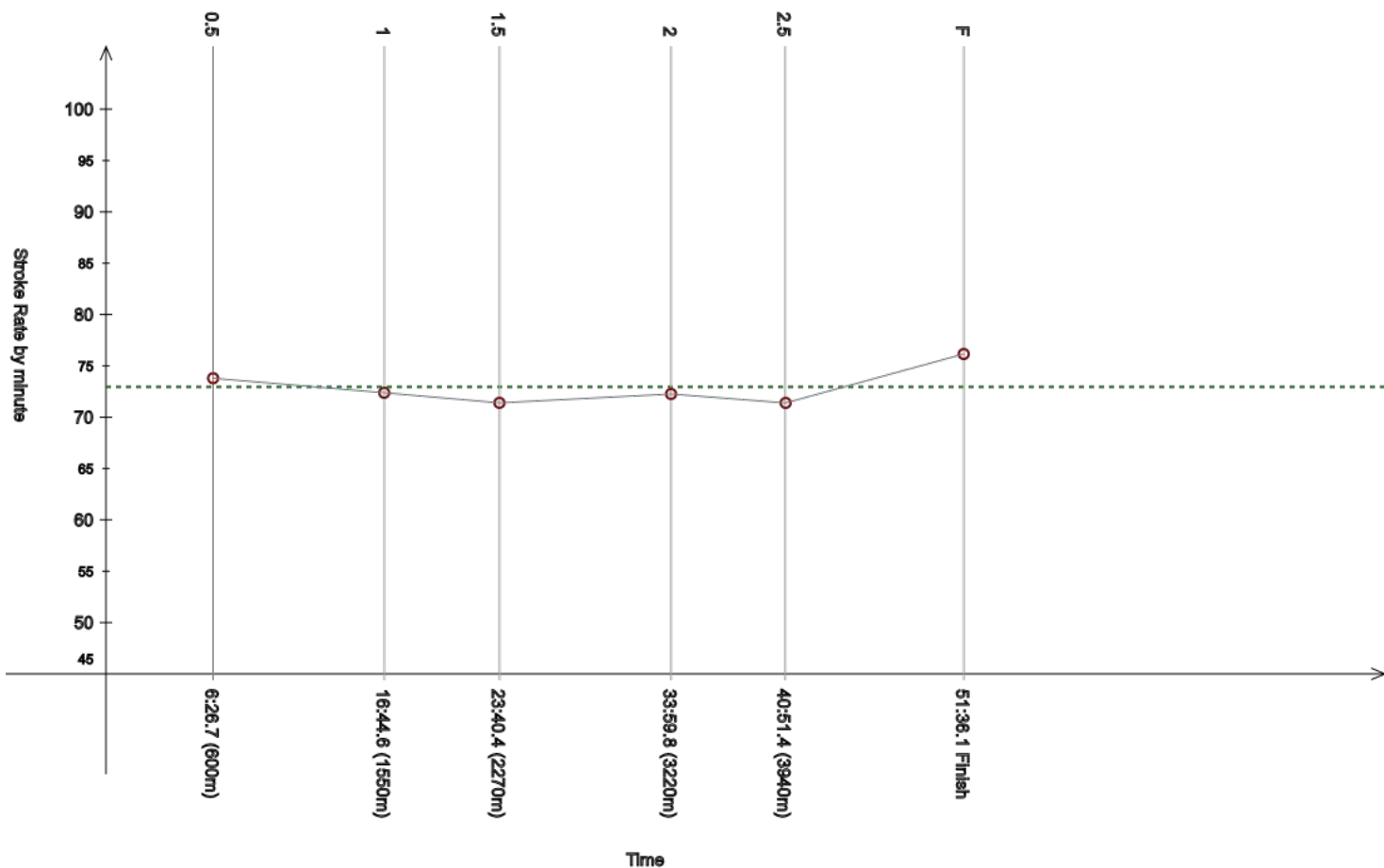
7 FEB 2024 - 13:00

Men's 5km

Race Analysis

Rank	Bib	Name	NAT Code	Finish Time	Gap
7	108	KYNIGAKIS Athanasios	GRE	51:36.1	+6.8

Lap	Time	Rank	Gap	SPM	Lap	Time	Rank	Gap	SPM	Lap	Time	Rank	Gap	SPM	SPM	STC
0.5	6:26.7	(=3)	+3.0	73.8	1	16:44.6	(7)	+7.3	72.4	1.5	23:40.4	(10)	+6.9	71.4		
						10:17.9					6:55.8				73.0	3768
2	33:59.8	(6)	+4.7	72.3	2.5	40:51.4	(1)		71.4	F	51:36.1	(7)	+6.8	76.2		
	10:19.4					6:51.6					10:44.7					



Legend:	----- Stroke Rate Average	+	Gap or time behind	F	Finish	SPM	Average strokes per minute
STC	Total strokes						

Official Timekeeping by OMEGA

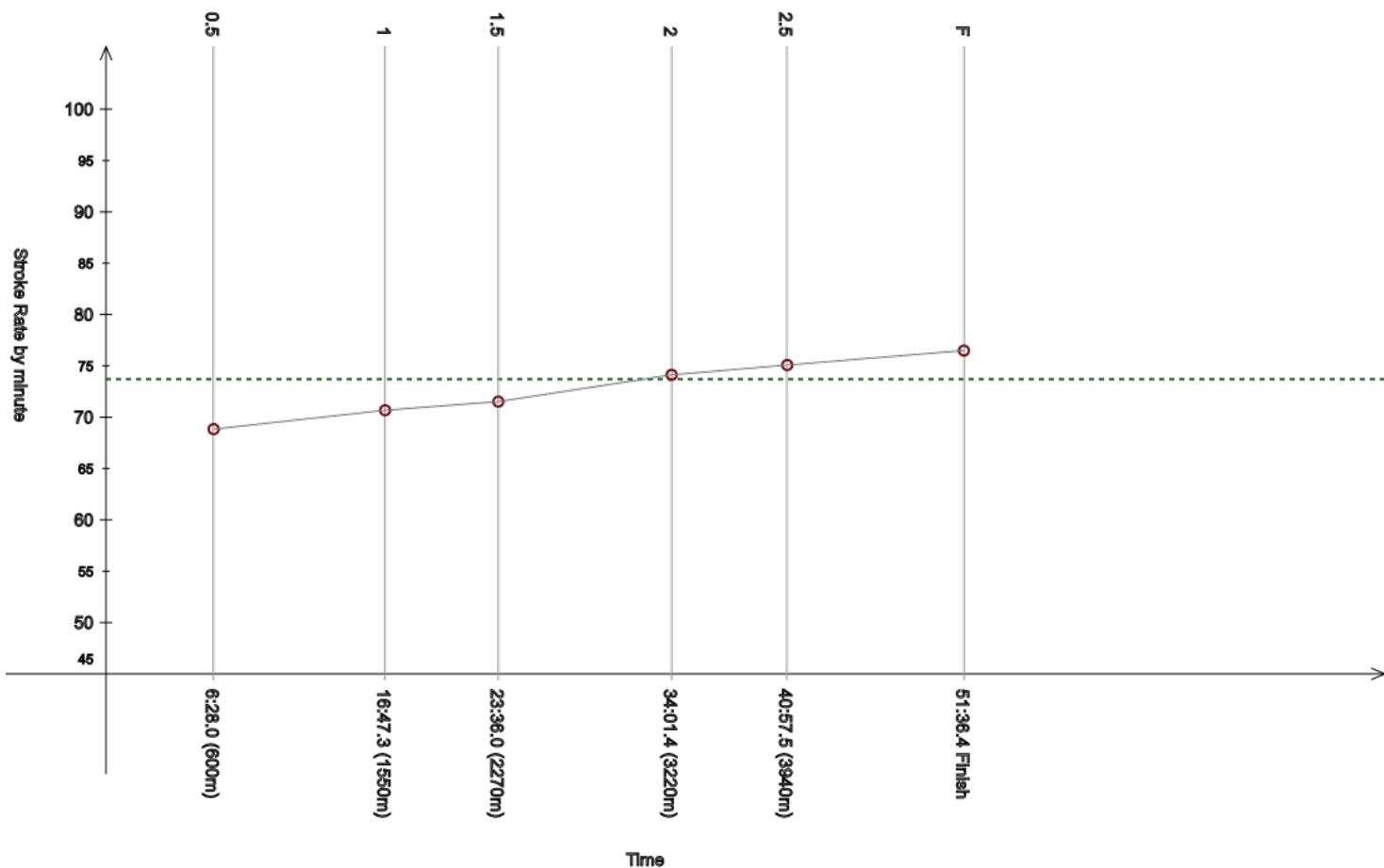
Event 104
7 FEB 2024 - 13:00

Men's 5km

Race Analysis

Rank	Bib	Name	NAT Code	Finish Time	Gap
8	167	KLEMET Oliver	GER	51:36.4	+7.1

Lap	Time	Rank	Gap	SPM	Lap	Time	Rank	Gap	SPM	Lap	Time	Rank	Gap	SPM	SPM	STC
0.5	6:28.0	(6)	+4.3	68.8	1	16:47.3	(9)	+10.0	70.7	1.5	23:36.0	(6)	+2.5	71.5		
						10:19.3					6:48.7				73.7	3838
2	34:01.4	(10)	+6.3	74.1	2.5	40:57.5	(=9)	+6.1	75.1	F	51:36.4	(8)	+7.1	76.5		
	10:25.4					6:56.1					10:38.9					



Legend:	-----	Stroke Rate Average	+	Gap or time behind	F	Finish	SPM	Average strokes per minute
STC		Total strokes						

Official Timekeeping by OMEGA

Event 104

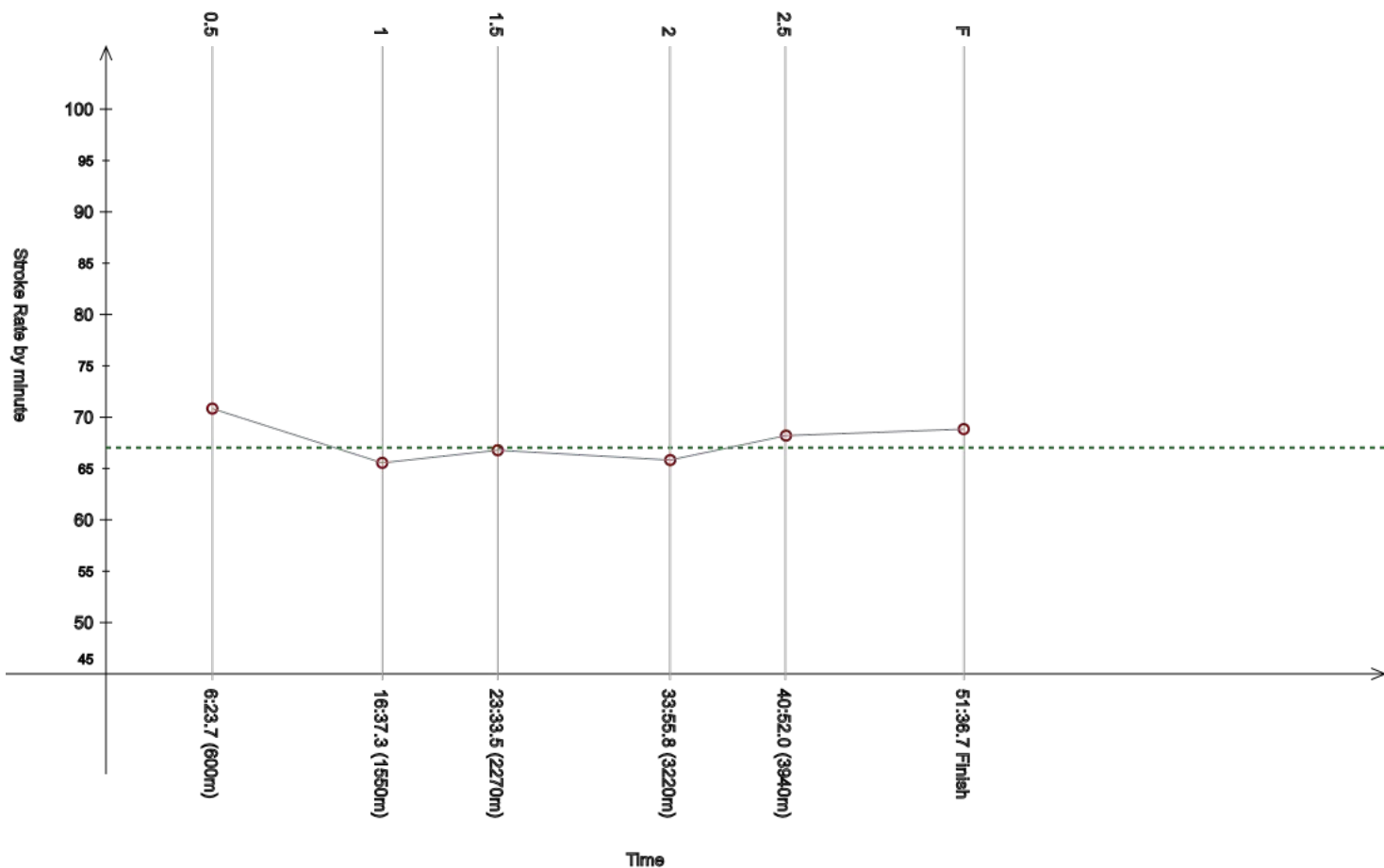
Men's 5km

7 FEB 2024 - 13:00

Race Analysis

Rank	Bib	Name	NAT Code	Finish Time	Gap
9	103	WELLBROCK Florian	GER	51:36.7	+7.4

Lap	Time	Rank	Gap	SPM	Lap	Time	Rank	Gap	SPM	Lap	Time	Rank	Gap	SPM	SPM	STC
0.5	6:23.7	(=1)		70.8	1	16:37.3	(1)		65.6	1.5	23:33.5	(1)		66.8		
						10:13.6					6:56.2				67.0	3501
2	33:55.8	(2)	+0.7	65.8	2.5	40:52.0	(3)	+0.6	68.2	F	51:36.7	(9)	+7.4	68.8		
	10:22.3					6:56.2					10:44.7					



Legend:	-----	Stroke Rate Average	+	Gap or time behind	F	Finish	SPM	Average strokes per minute
	STC	Total strokes						

Official Timekeeping by OMEGA

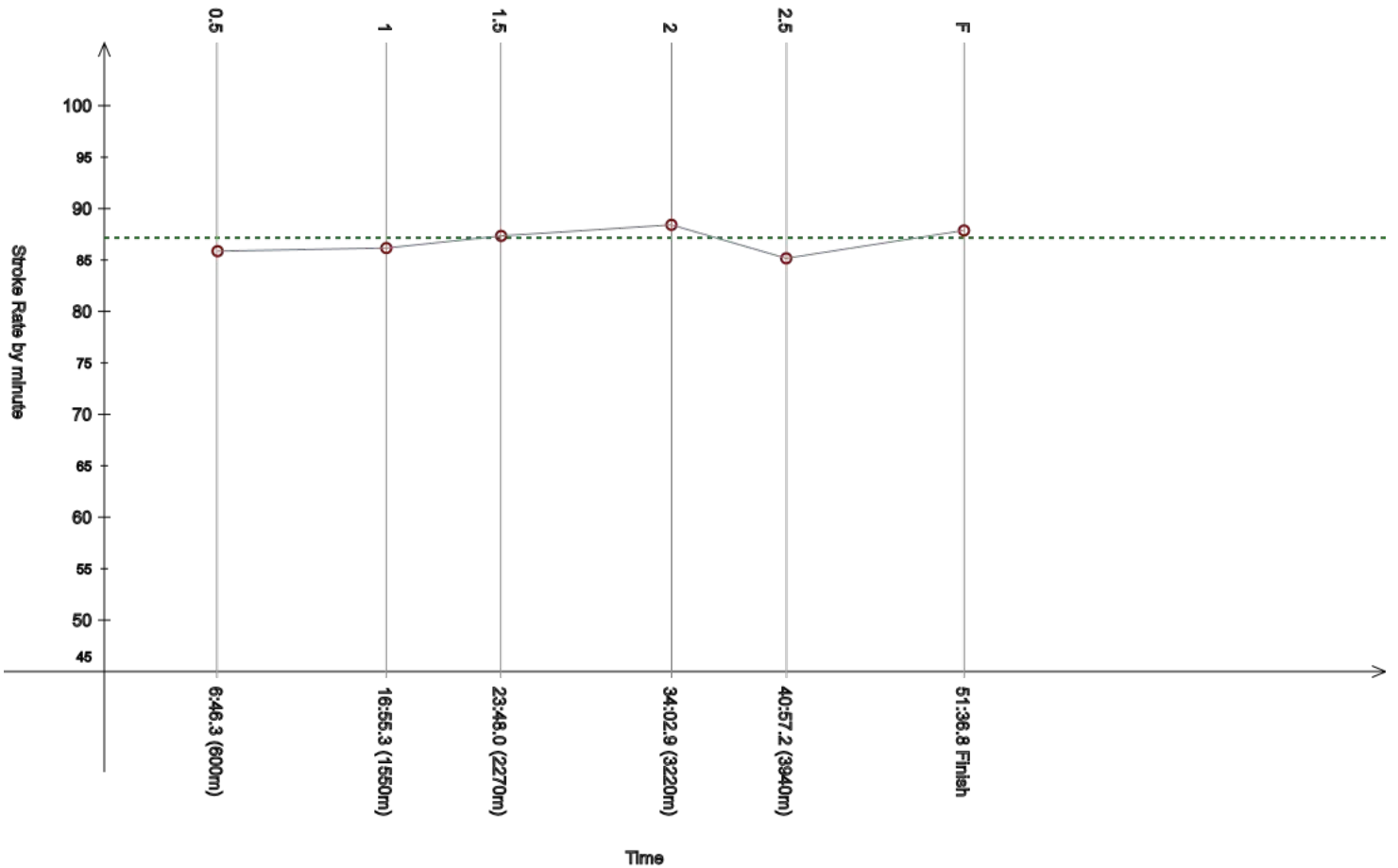
Event 104
7 FEB 2024 - 13:00

Men's 5km

Race Analysis

Rank	Bib	Name	NAT Code	Finish Time	Gap
10	171	STREHLKE DELGADO Paulo	MEX	51:36.8	+7.5

Lap	Time	Rank	Gap	SPM	Lap	Time	Rank	Gap	SPM	Lap	Time	Rank	Gap	SPM	SPM	STC
0.5	6:46.3	(=35)	+22.6	85.9	1	16:55.3	(18)	+18.0	86.2	1.5	23:48.0	(=14)	+14.5	87.3		
						10:09.0					6:52.7				87.2	4554
2	34:02.9	(=13)	+7.8	88.4	2.5	40:57.2	(8)	+5.8	85.2	F	51:36.8	(10)	+7.5	87.9		
	10:14.9					6:54.3					10:39.6					



Legend:	----- Stroke Rate Average	+	Gap or time behind	F	Finish	SPM	Average strokes per minute
STC	Total strokes						

Official Timekeeping by OMEGA

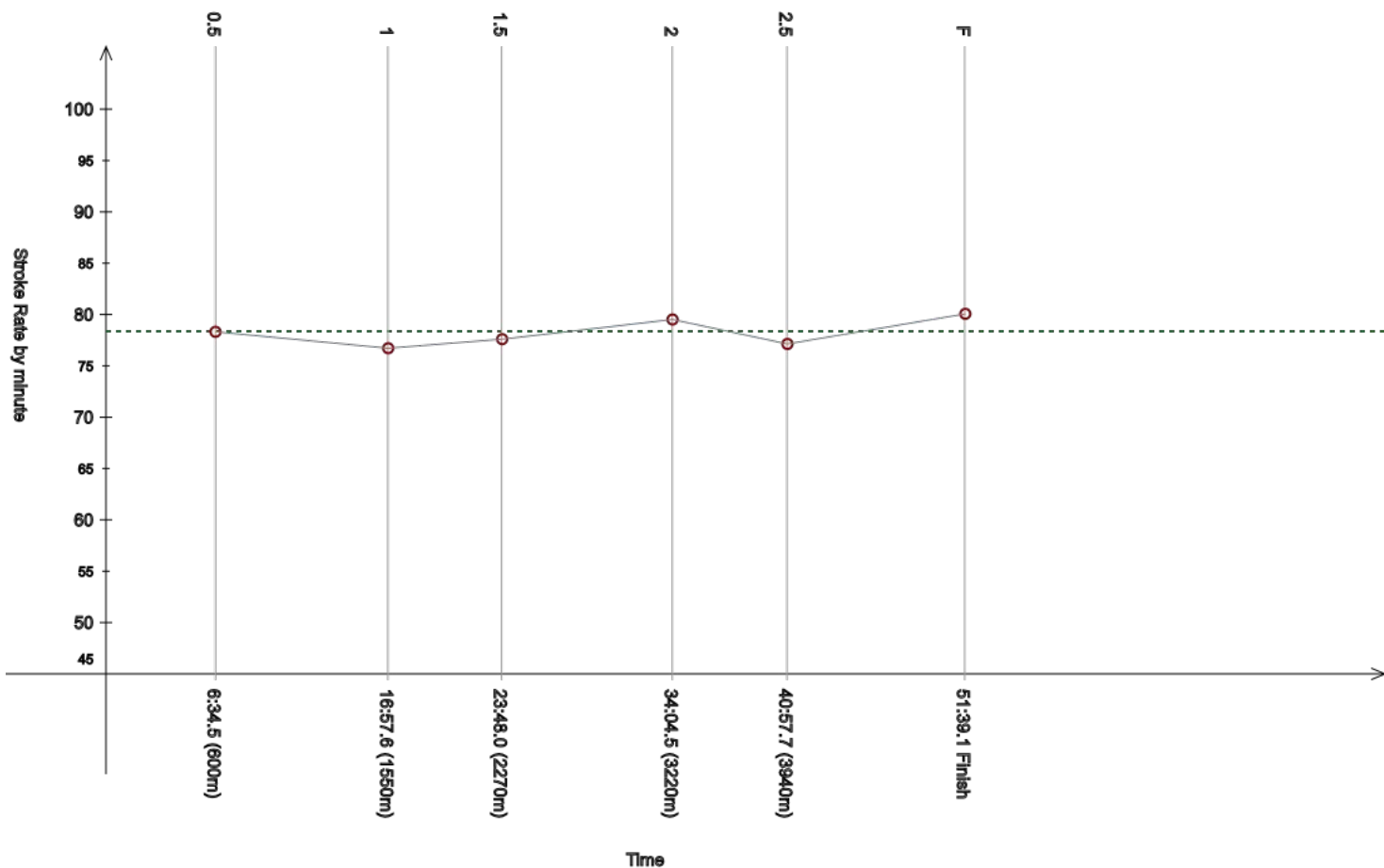
Event 104
7 FEB 2024 - 13:00

Men's 5km

Race Analysis

Rank	Bib	Name	NAT Code			Finish Time	Gap
11	118	HEDLIN Eric	CAN			51:39.1	+9.8

Lap	Time	Rank	Gap	SPM	Lap	Time	Rank	Gap	SPM	Lap	Time	Rank	Gap	SPM	SPM	STC
0.5	6:34.5	(19)	+10.8	78.3	1	16:57.6	(19)	+20.3	76.7	1.5	23:48.0	(=14)	+14.5	77.6		
						10:23.1					6:50.4				78.4	4058
2	34:04.5	(16)	+9.4	79.5	2.5	40:57.7	(12)	+6.3	77.1	F	51:39.1	(11)	+9.8	80.1		
	10:16.5					6:53.2					10:41.4					



Legend:	----- Stroke Rate Average	+	Gap or time behind	F	Finish	SPM	Average strokes per minute
STC	Total strokes						

Official Timekeeping by OMEGA

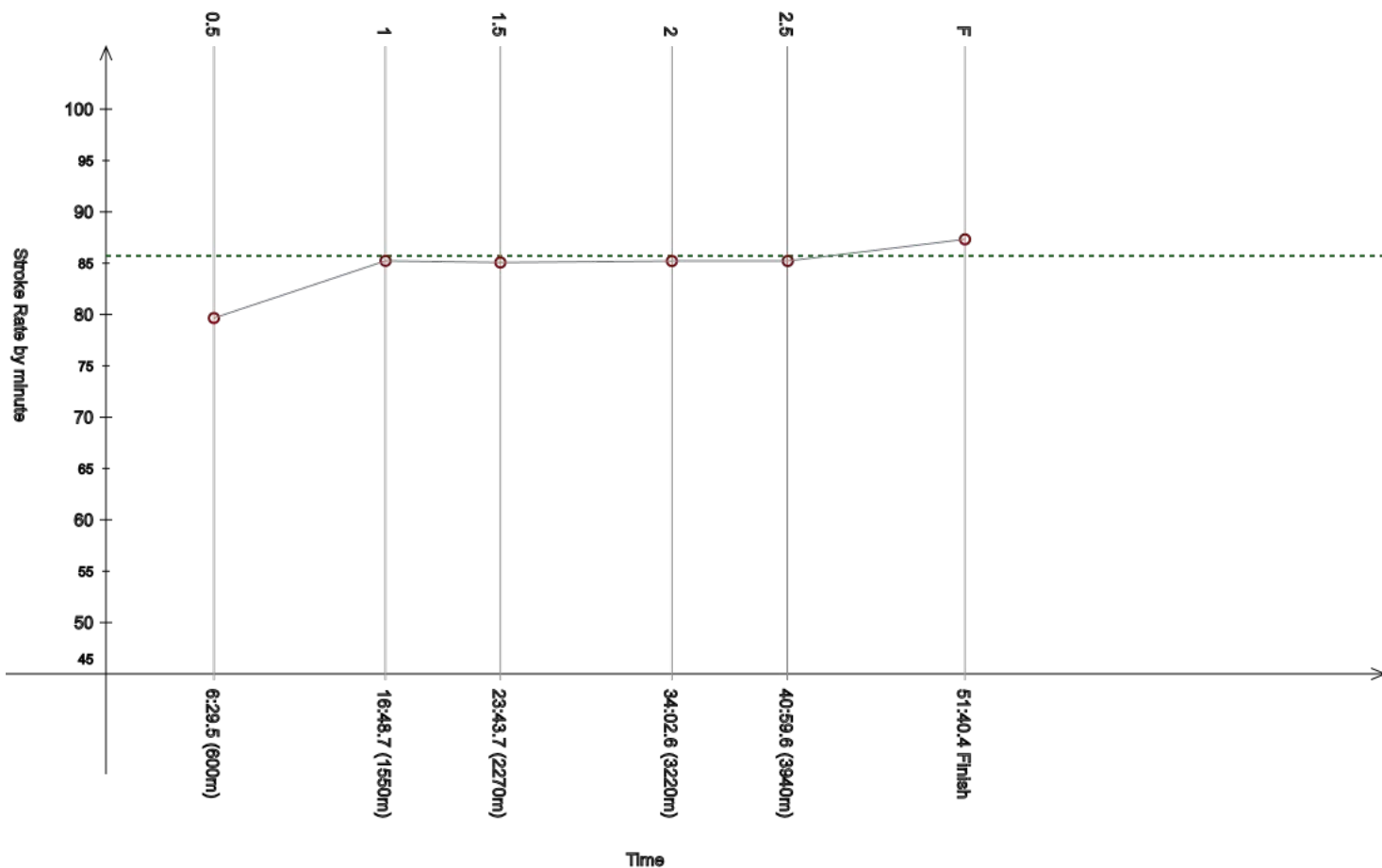
Event 104
7 FEB 2024 - 13:00

Men's 5km

Race Analysis

Rank	Bib	Name	NAT Code	Finish Time	Gap
12	139	FARINANGO David	ECU	51:40.4	+11.1

Lap	Time	Rank	Gap	SPM	Lap	Time	Rank	Gap	SPM	Lap	Time	Rank	Gap	SPM	SPM	STC
0.5	6:29.5	(9)	+5.8	79.7	1	16:48.7	(10)	+11.4	85.2	1.5	23:43.7	(11)	+10.2	85.1		
						10:19.2					6:55.0				85.7	4442
2	34:02.6	(12)	+7.5	85.2	2.5	40:59.6	(15)	+8.2	85.2	F	51:40.4	(12)	+11.1	87.3		
	10:18.9					6:57.0					10:40.8					



Legend:	----- Stroke Rate Average	+	Gap or time behind	F	Finish	SPM	Average strokes per minute
STC	Total strokes						

Official Timekeeping by OMEGA

Event 104

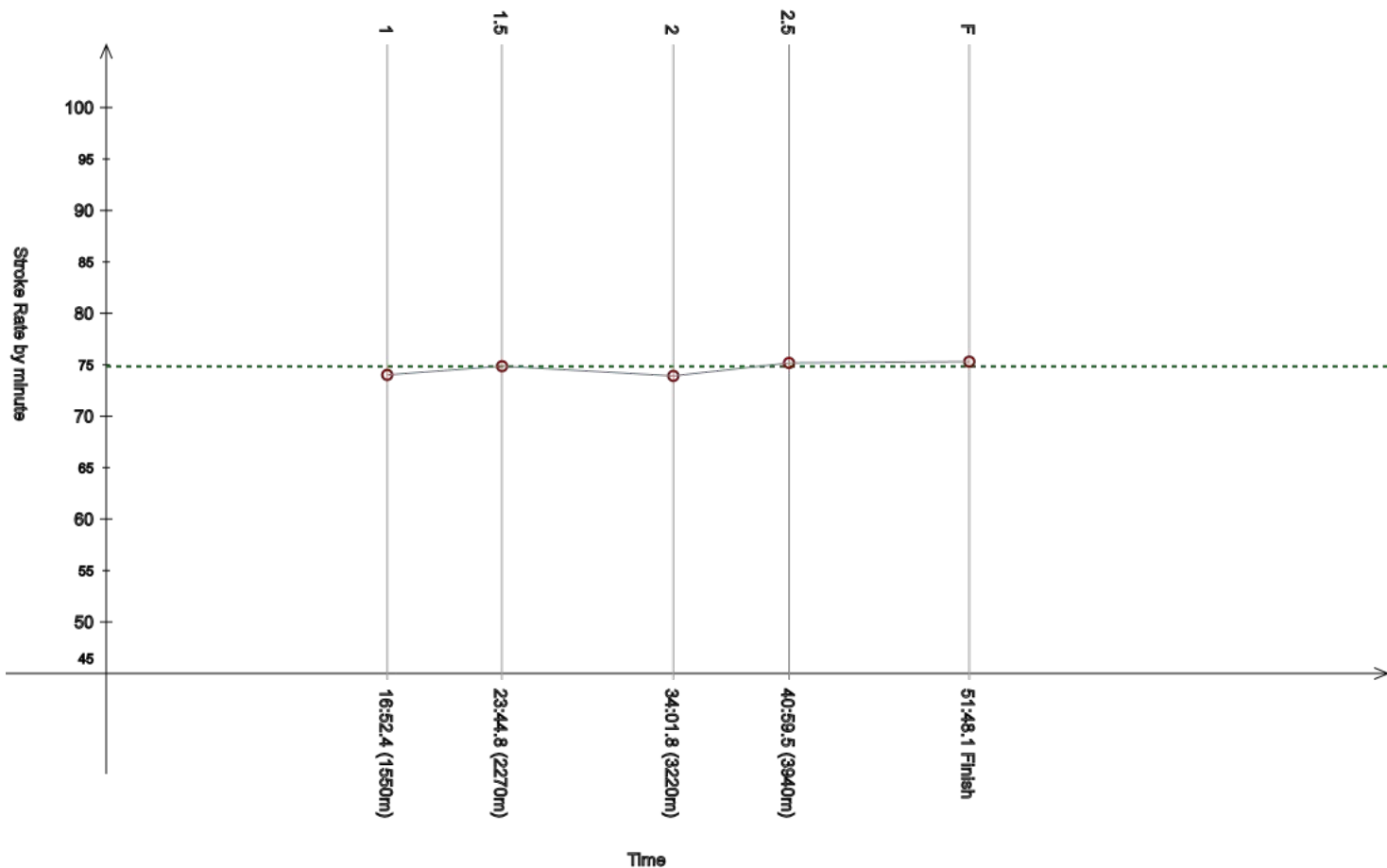
Men's 5km

7 FEB 2024 - 13:00

Race Analysis

Rank	Bib	Name	NAT Code	Finish Time	Gap
13	129	CHO Cheng-Chi	TPE	51:48.1	+18.8

Lap	Time	Rank	Gap	SPM	Lap	Time	Rank	Gap	SPM	Lap	Time	Rank	Gap	SPM	SPM	STC
0.5	-	-	-	-	1	16:52.4	(15)	+15.1	74.0	1.5	23:44.8	(13)	+11.3	74.9		
											6:52.4				74.8	3916
2	34:01.8	(11)	+6.7	73.9	2.5	40:59.5	(14)	+8.1	75.2	F	51:48.1	(13)	+18.8	75.3		
	10:17.0					6:57.7					10:48.6					



Legend:	- Information not available	---- Stroke Rate Average	+ Gap or time behind	F Finish
SPM	Average strokes per minute	STC	Total strokes	

Official Timekeeping by OMEGA

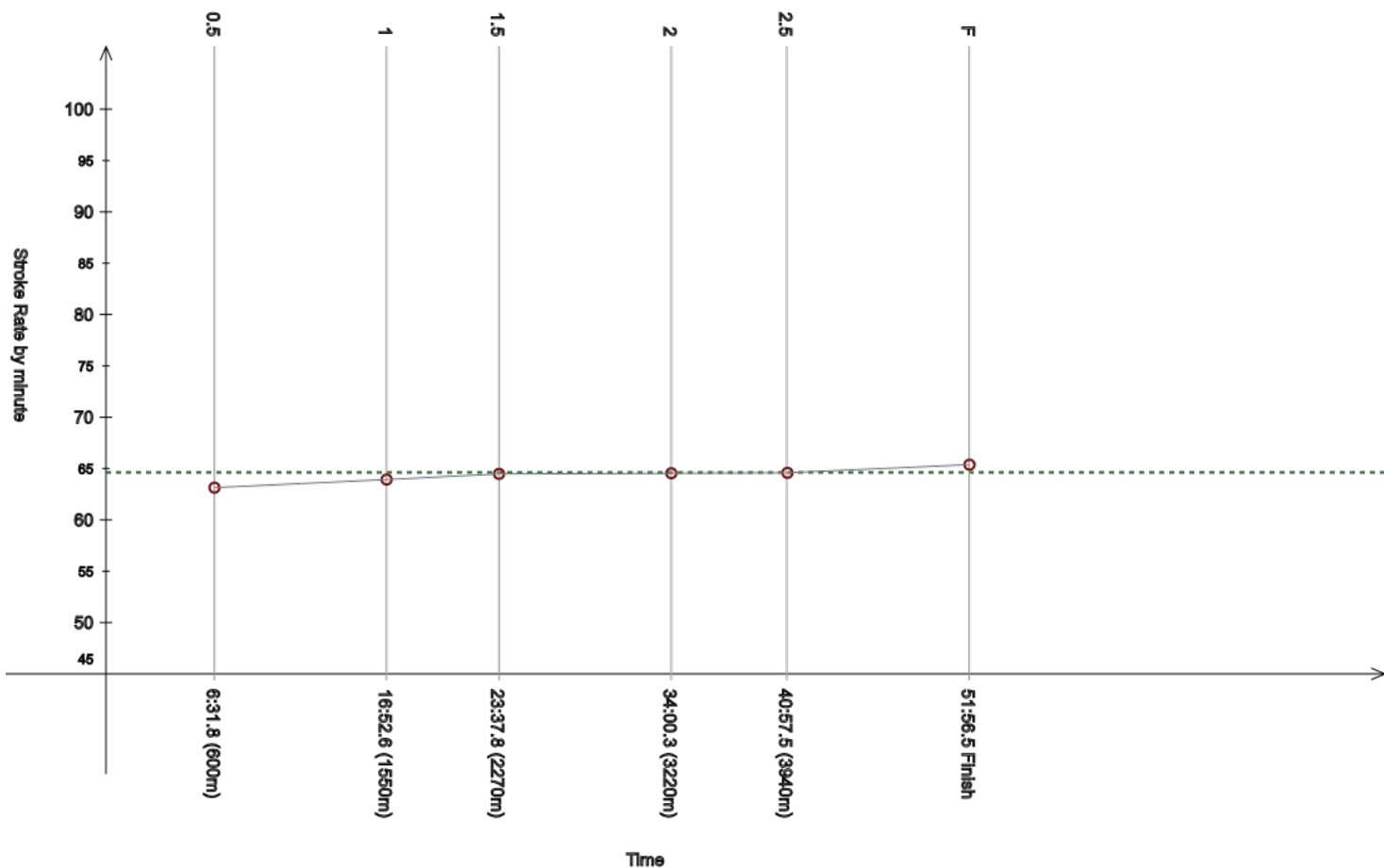
Event 104
7 FEB 2024 - 13:00

Men's 5km

Race Analysis

Rank	Bib	Name	NAT Code			Finish Time	Gap
14	155	WOZNIAK Piotr	POL			51:56.5	+27.2

Lap	Time	Rank	Gap	SPM	Lap	Time	Rank	Gap	SPM	Lap	Time	Rank	Gap	SPM	SPM	STC
0.5	6:31.8	(14)	+8.1	63.1	1	16:52.6	(16)	+15.3	63.9	1.5	23:37.8	(8)	+4.3	64.5		
						10:20.8					6:45.2				64.6	3370
2	34:00.3	(9)	+5.2	64.5	2.5	40:57.5	(=9)	+6.1	64.6	F	51:56.5	(14)	+27.2	65.4		
	10:22.5					6:57.2					10:59.0					



Legend:	----- Stroke Rate Average	+	Gap or time behind	F	Finish	SPM	Average strokes per minute
STC	Total strokes						

Official Timekeeping by OMEGA

Event 104

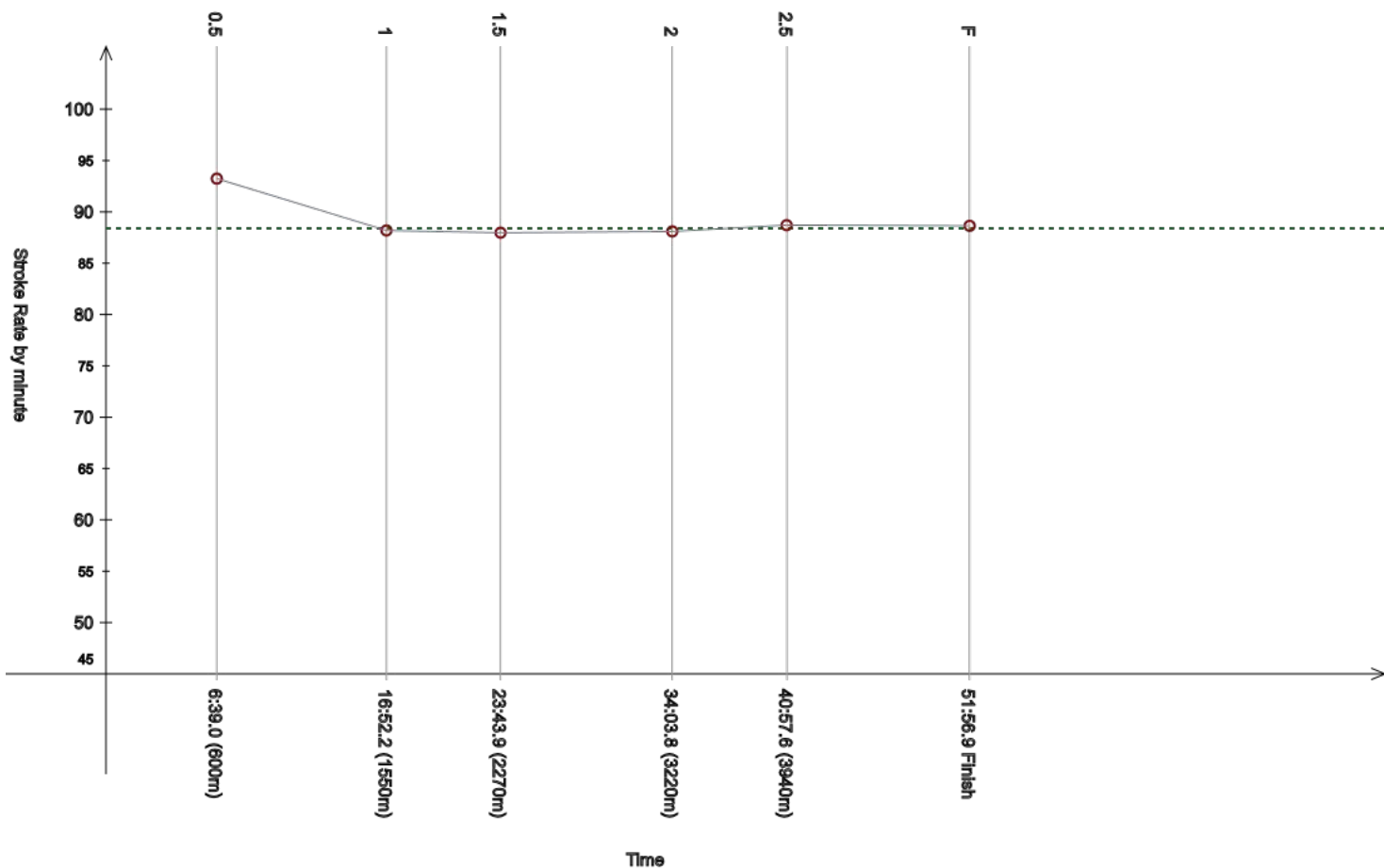
Men's 5km

7 FEB 2024 - 13:00

Race Analysis

Rank	Bib	Name	NAT Code	Finish Time	Gap
15	107	STRAKA Martin	CZE	51:56.9	+27.6

Lap	Time	Rank	Gap	SPM	Lap	Time	Rank	Gap	SPM	Lap	Time	Rank	Gap	SPM	SPM	STC
0.5	6:39.0	(25)	+15.3	93.2	1	16:52.2	(=13)	+14.9	88.2	1.5	23:43.9	(12)	+10.4	88.0		
						10:13.2					6:51.7				88.4	4596
2	34:03.8	(15)	+8.7	88.1	2.5	40:57.6	(11)	+6.2	88.7	F	51:56.9	(15)	+27.6	88.6		
	10:19.9					6:53.8					10:59.3					



Legend:	----	Stroke Rate Average	+	Gap or time behind	F	Finish	SPM	Average strokes per minute
	STC	Total strokes						

Official Timekeeping by OMEGA

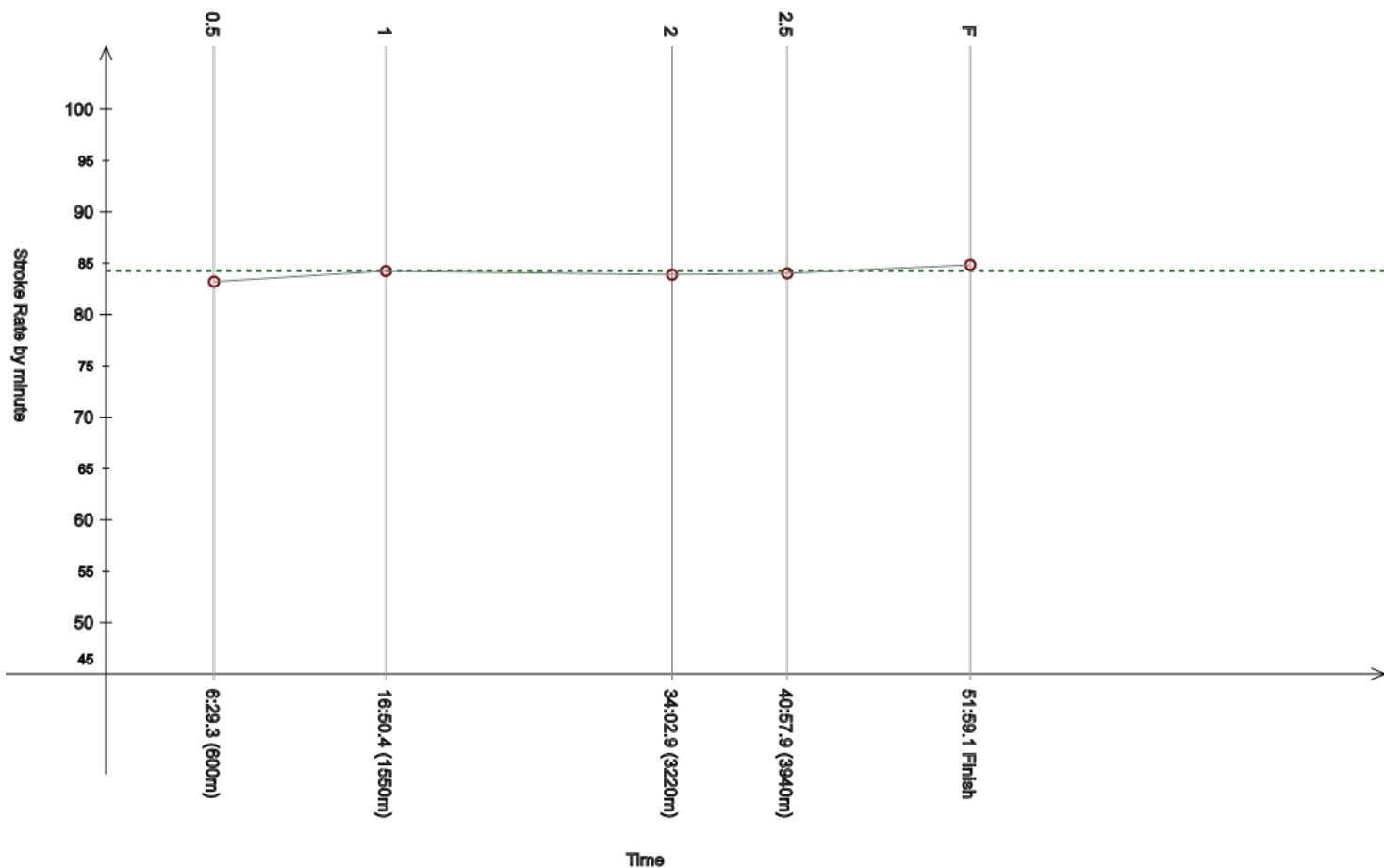
Event 104
7 FEB 2024 - 13:00

Men's 5km

Race Analysis

Rank	Bib	Name	NAT Code	Finish Time	Gap
16	111	THORPE Robert George	AUS	51:59.1	+29.8

Lap	Time	Rank	Gap	SPM	Lap	Time	Rank	Gap	SPM	Lap	Time	Rank	Gap	SPM	SPM	STC
0.5	6:29.3	(8)	+5.6	83.2	1	16:50.4	(11)	+13.1	84.2	1.5	-	-	-	-	-	-
						10:21.1					-	-	-		84.3	4417
2	34:02.9	(=13)	+7.8	83.9	2.5	40:57.9	(13)	+6.5	84.0	F	51:59.1	(16)	+29.8	84.8		
	-					6:55.0					11:01.2					



Legend:	- Information not available	---- Stroke Rate Average	+ Gap or time behind	F Finish
SPM	Average strokes per minute	STC	Total strokes	

Official Timekeeping by OMEGA

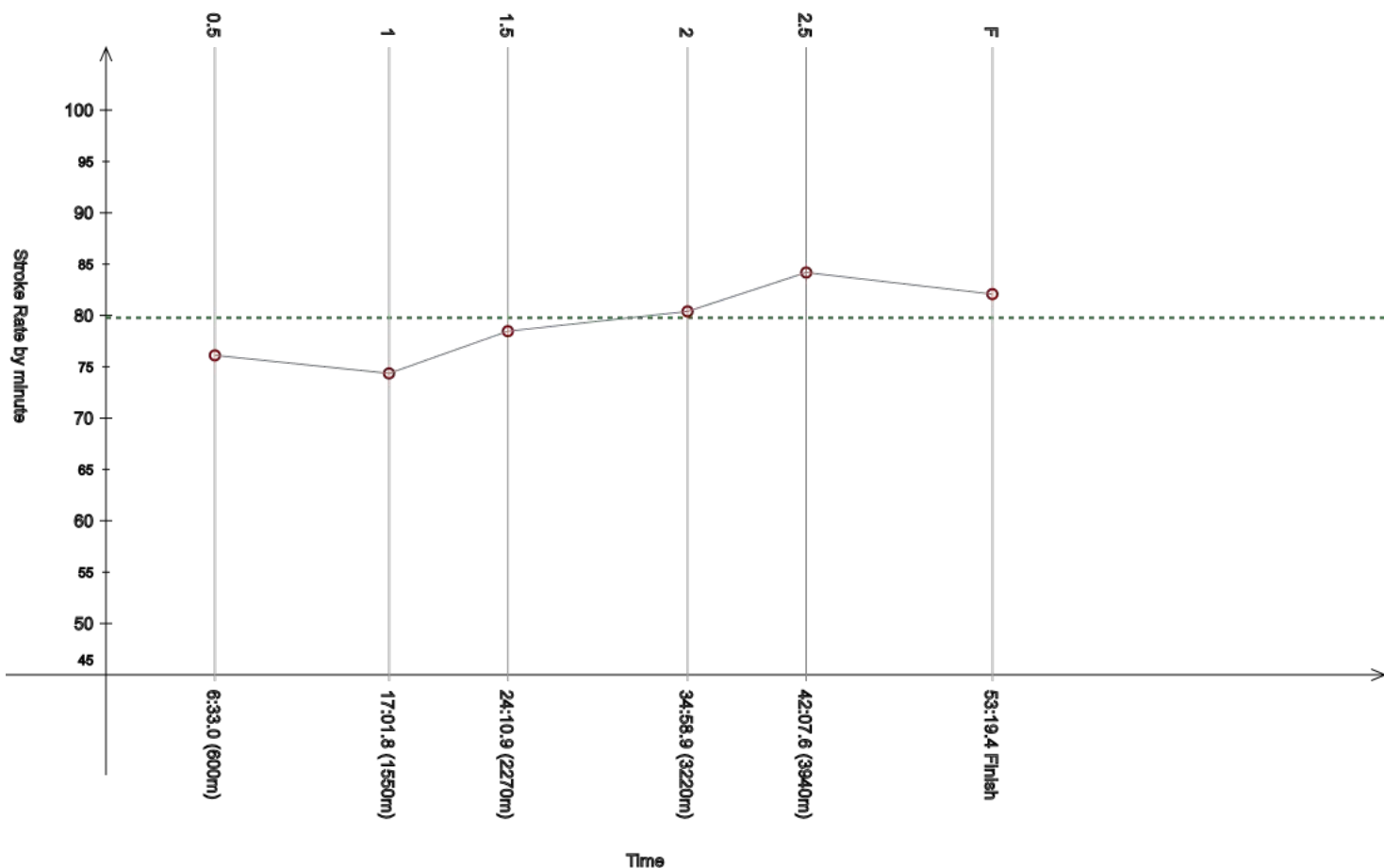
Event 104

7 FEB 2024 - 13:00

Men's 5km

Race Analysis

Rank	Bib	Name	NAT Code					Finish Time	Gap							
17	127	CAMPOS Tiago	POR					53:19.4	+1:50.1							
Lap	Time	Rank	Gap	SPM	Lap	Time	Rank	Gap	SPM	Lap	Time	Rank	Gap	SPM	SPM	STC
0.5	6:33.0	(18)	+9.3	76.1	1	17:01.8	(23)	+24.5	74.4	1.5	24:10.9	(24)	+37.4	78.5		
						10:28.8					7:09.1				79.8	4232
2	34:58.9	(23)	++	80.4	2.5	42:07.6	(21)	++	84.2	F	53:19.4	(17)	++	82.1		
	10:48.0					7:08.7					11:11.8					



Legend:			
---	Stroke Rate Average	+	Gap or time behind
++	One minute or more behind in split time	F	Finish
SPM	Average strokes per minute	STC	Total strokes

Official Timekeeping by OMEGA

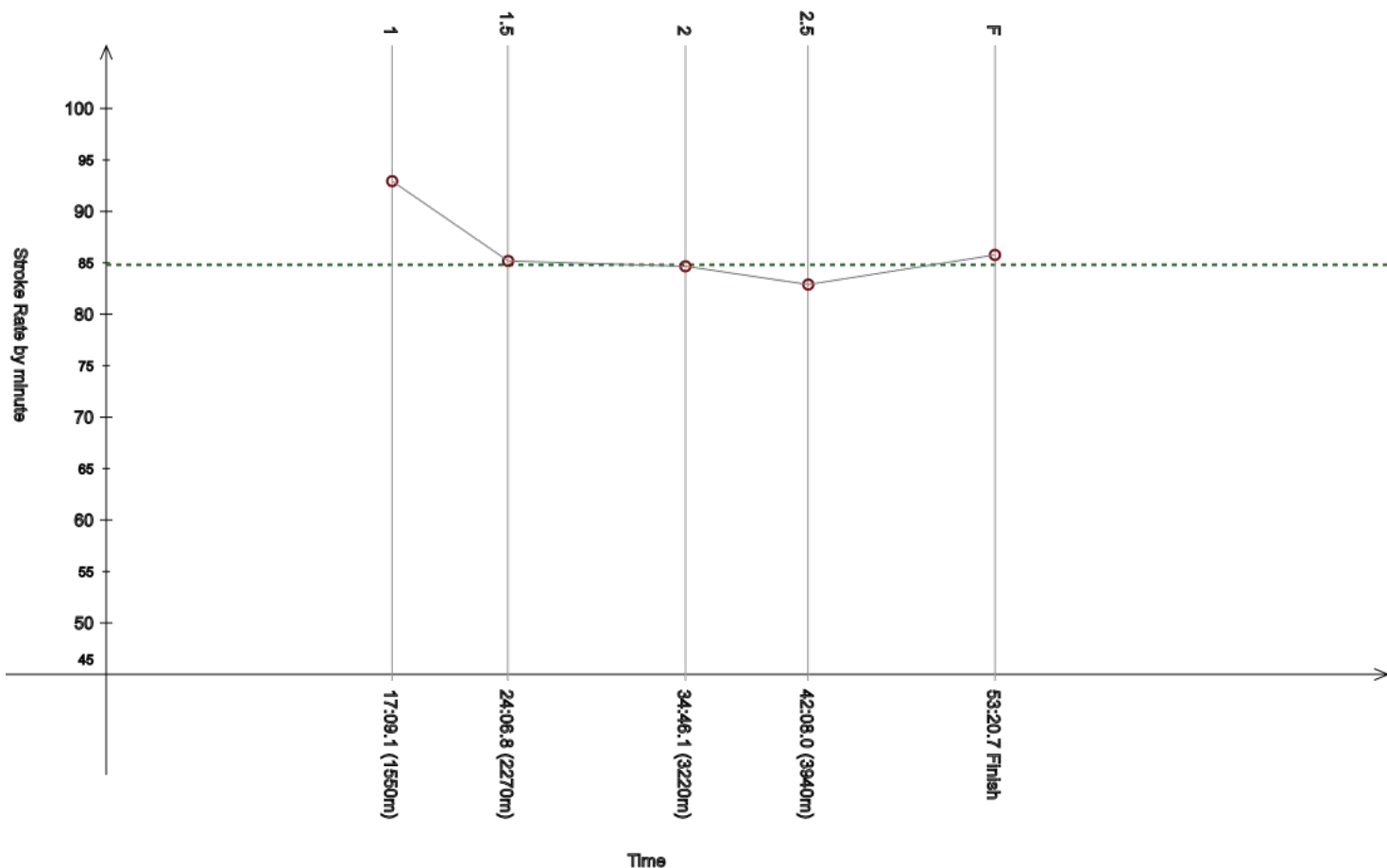
Event 104
7 FEB 2024 - 13:00

Men's 5km

Race Analysis

Rank	Bib	Name	NAT Code			Finish Time	Gap
18	116	ALBAYRAK Emir Batur	TUR			53:20.7	+1:51.4

Lap	Time	Rank	Gap	SPM	Lap	Time	Rank	Gap	SPM	Lap	Time	Rank	Gap	SPM	SPM	STC
0.5	-	-	-	-	1	17:09.1	(33)	+31.8	92.9	1.5	24:06.8	(22)	+33.3	85.2		
											6:57.7				84.8	4678
2	34:46.1	(22)	+51.0	84.7	2.5	42:08.0	(22)	++	82.9	F	53:20.7	(18)	++	85.8		
	10:39.3					7:21.9					11:12.7					



Legend:			
-	Information not available	----	Stroke Rate Average
+	Gap or time behind	++	One minute or more behind in split time
F	Finish	SPM	Average strokes per minute
STC	Total strokes		

Official Timekeeping by OMEGA

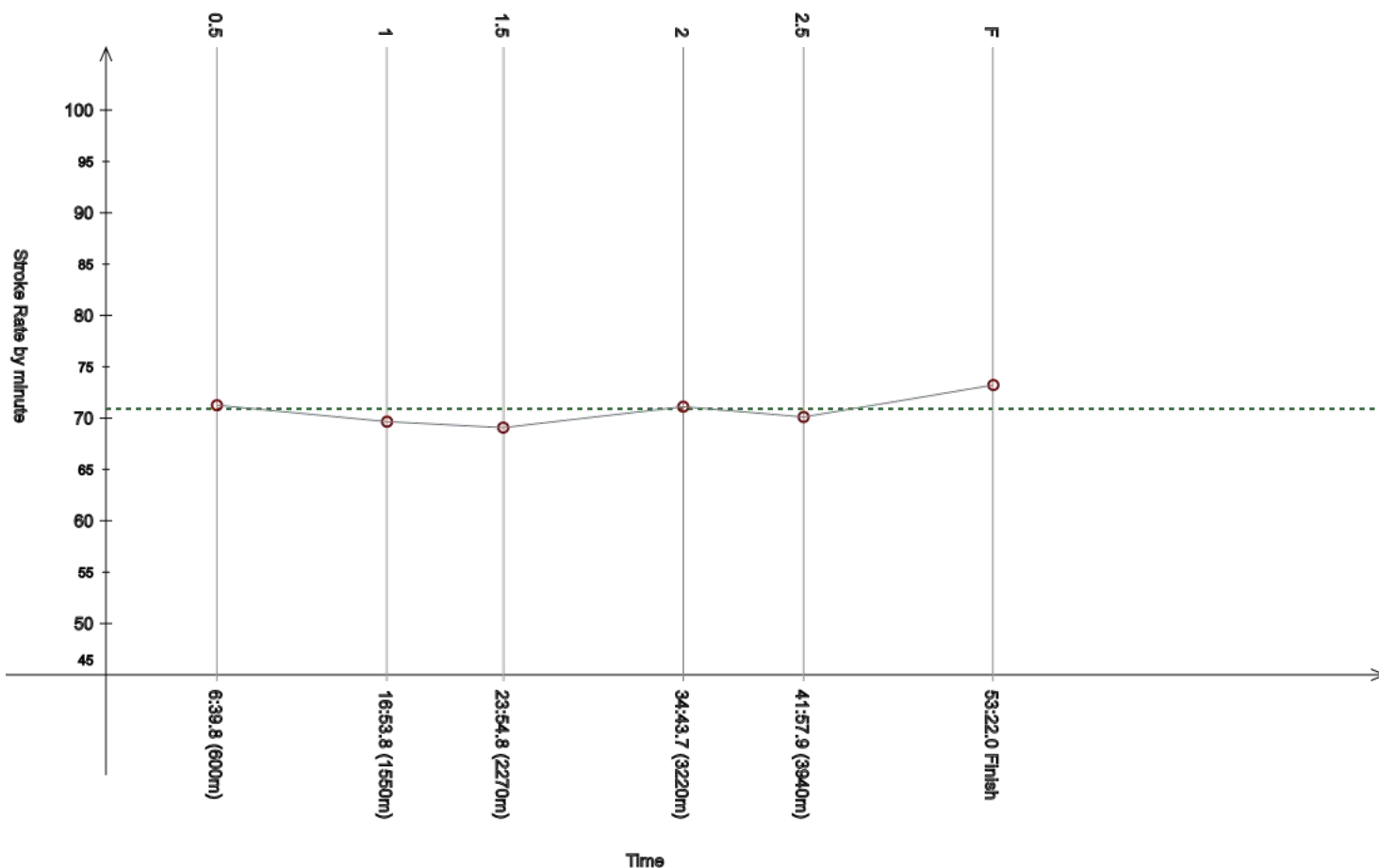
Event 104
7 FEB 2024 - 13:00

Men's 5km

Race Analysis

Rank	Bib	Name	NAT Code	Finish Time	Gap
19	161	SCHREIBER Christian	SUI	53:22.0	+1:52.7

Lap	Time	Rank	Gap	SPM	Lap	Time	Rank	Gap	SPM	Lap	Time	Rank	Gap	SPM	SPM	STC
0.5	6:39.8	(27)	+16.1	71.3	1	16:53.8	(17)	+16.5	69.7	1.5	23:54.8	(19)	+21.3	69.1		
						10:14.0					7:01.0				70.9	3779
2	34:43.7	(21)	+48.6	71.1	2.5	41:57.9	(16)	++	70.1	F	53:22.0	(19)	++	73.2		
	10:48.9					7:14.2					11:24.1					



Legend:			
---	Stroke Rate Average	+	Gap or time behind
++	One minute or more behind in split time	F	Finish
SPM	Average strokes per minute	STC	Total strokes

Official Timekeeping by OMEGA

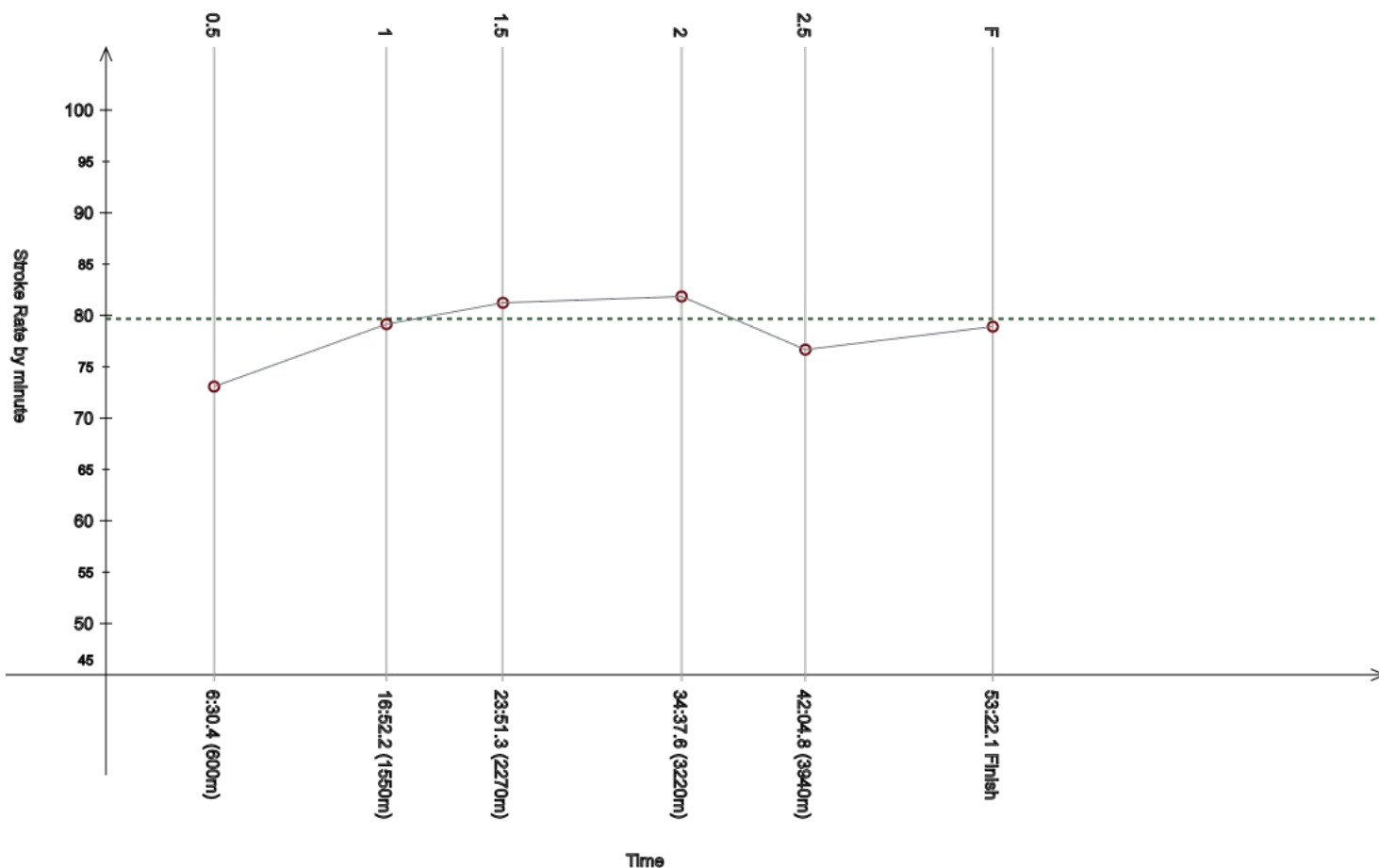
Event 104
7 FEB 2024 - 13:00

Men's 5km

Race Analysis

Rank	Bib	Name	NAT Code	Finish Time	Gap
20	132	ENDERICA SALGADO Esteban	ECU	53:22.1	+1:52.8

Lap	Time	Rank	Gap	SPM	Lap	Time	Rank	Gap	SPM	Lap	Time	Rank	Gap	SPM	SPM	STC
0.5	6:30.4	(10)	+6.7	73.1	1	16:52.2	(=13)	+14.9	79.2	1.5	23:51.3	(16)	+17.8	81.2		
						10:21.8					6:59.1				79.7	4271
2	34:37.6	(17)	+42.5	81.9	2.5	42:04.8	(20)	++	76.7	F	53:22.1	(20)	++	78.9		
	10:46.3					7:27.2					11:17.3					



Legend:	
---	Stroke Rate Average
++	One minute or more behind in split time
SPM	Average strokes per minute
+	Gap or time behind
F	Finish
STC	Total strokes

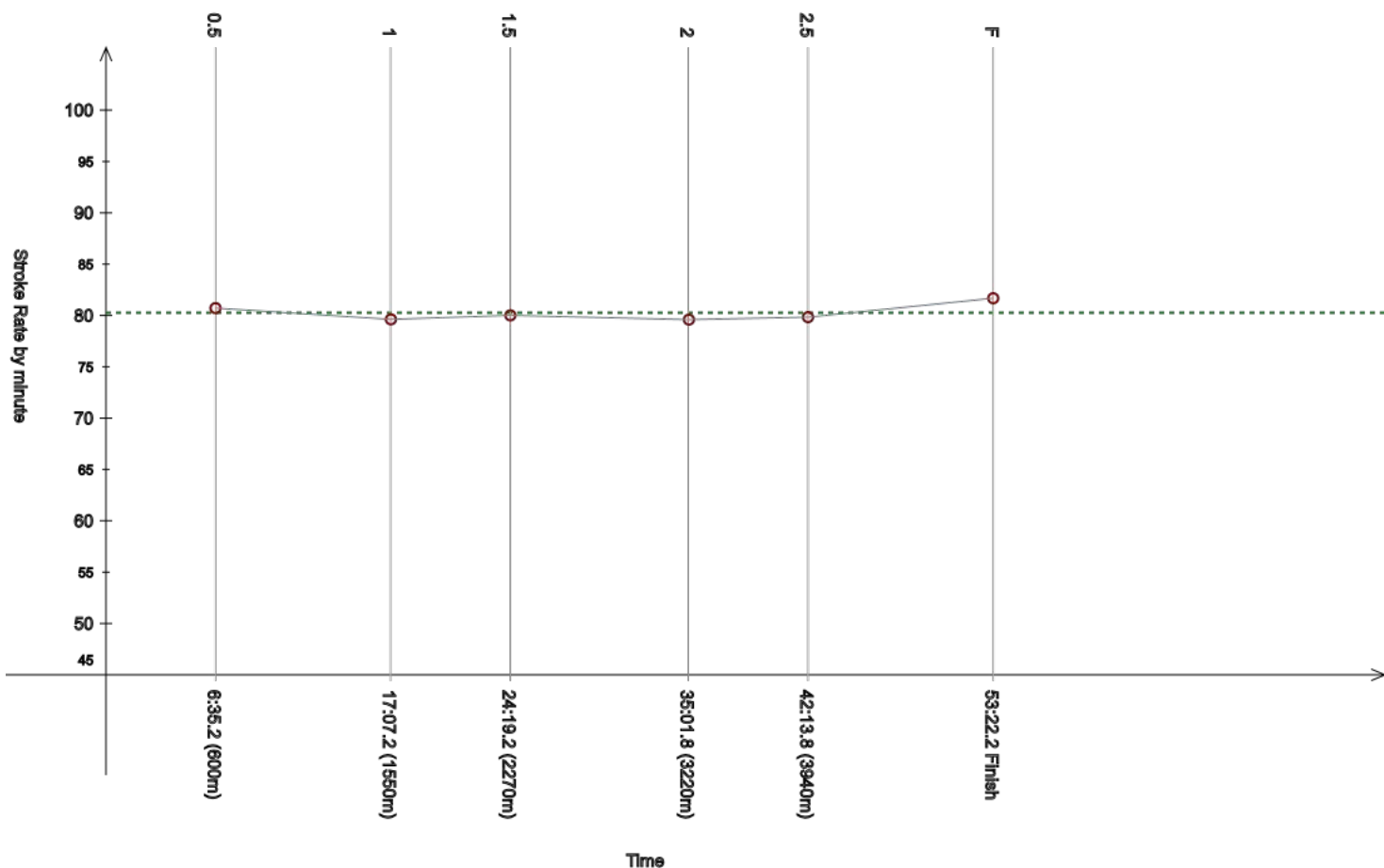
Official Timekeeping by OMEGA

Event 104
7 FEB 2024 - 13:00

Men's 5km

Race Analysis

Rank	Bib	Name				NAT Code				Finish Time	Gap					
21	149	PUJOL Guillem				ESP				53:22.2	+1:52.9					
Lap	Time	Rank	Gap	SPM	Lap	Time	Rank	Gap	SPM	Lap	Time	Rank	Gap	SPM	SPM	STC
0.5	6:35.2	(21)	+11.5	80.7	1	17:07.2	(30)	+29.9	79.6	1.5	24:19.2	(=27)	+45.7	80.0		
						10:32.0					7:12.0				80.3	4300
2	35:01.8	(24)	++	79.6	2.5	42:13.8	(23)	++	79.8	F	53:22.2	(21)	++	81.7		
	10:42.6					7:12.0					11:08.4					



Legend:			
---	Stroke Rate Average	+	Gap or time behind
++	One minute or more behind in split time	F	Finish
SPM	Average strokes per minute	STC	Total strokes

Official Timekeeping by OMEGA

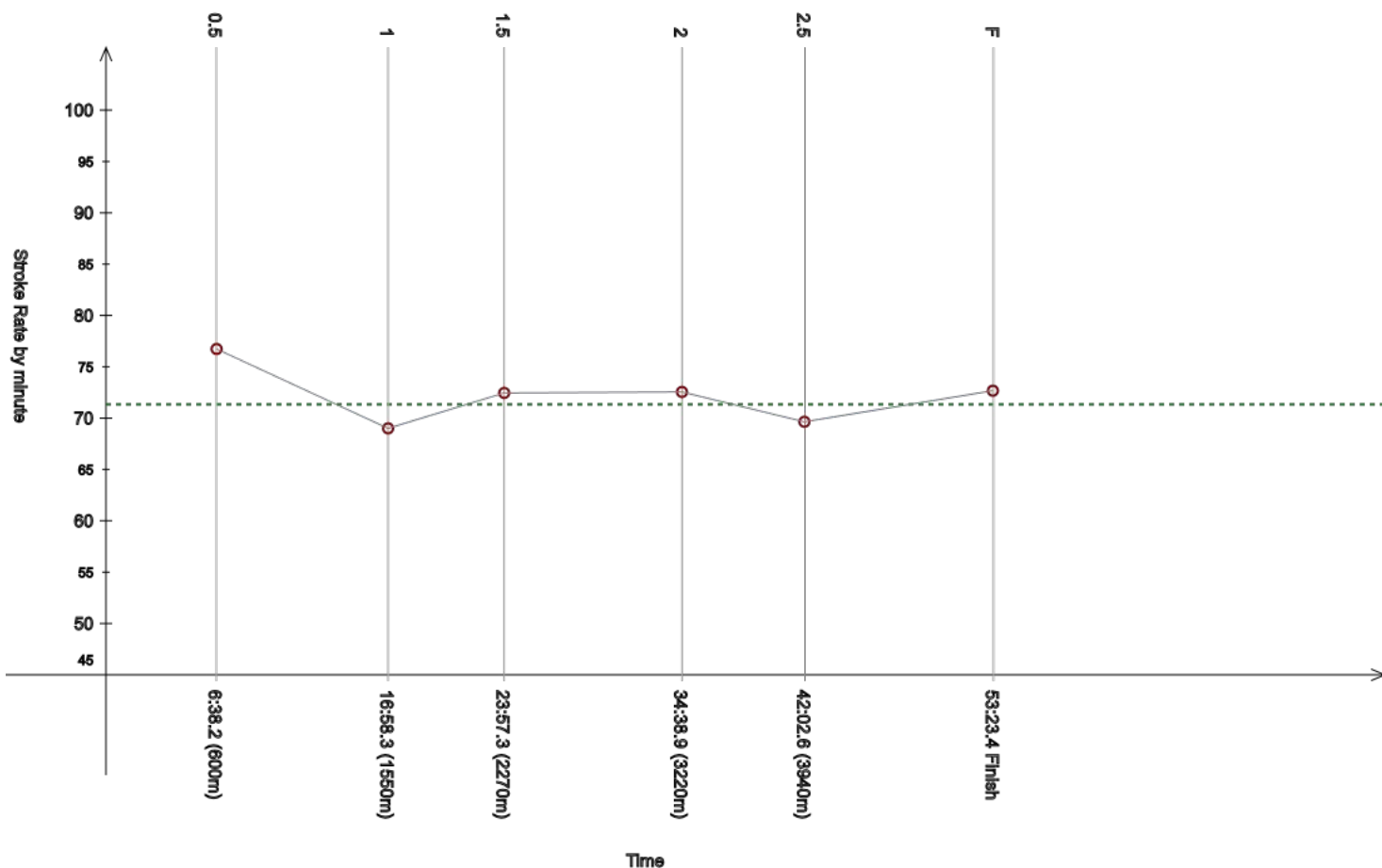
Event 104
7 FEB 2024 - 13:00

Men's 5km

Race Analysis

Rank	Bib	Name	NAT Code	Finish Time	Gap
22	119	VANHUYS Logan	BEL	53:23.4	+1:54.1

Lap	Time	Rank	Gap	SPM	Lap	Time	Rank	Gap	SPM	Lap	Time	Rank	Gap	SPM	SPM	STC
0.5	6:38.2	(23)	+14.5	76.7	1	16:58.3	(21)	+21.0	69.0	1.5	23:57.3	(20)	+23.8	72.5		
						10:20.1					6:59.0				71.3	3801
2	34:38.9	(18)	+43.8	72.6	2.5	42:02.6	(18)	++	69.6	F	53:23.4	(22)	++	72.7		
	10:41.6					7:23.7					11:20.8					



Legend:			
---	Stroke Rate Average	+	Gap or time behind
++	One minute or more behind in split time	F	Finish
SPM	Average strokes per minute	STC	Total strokes

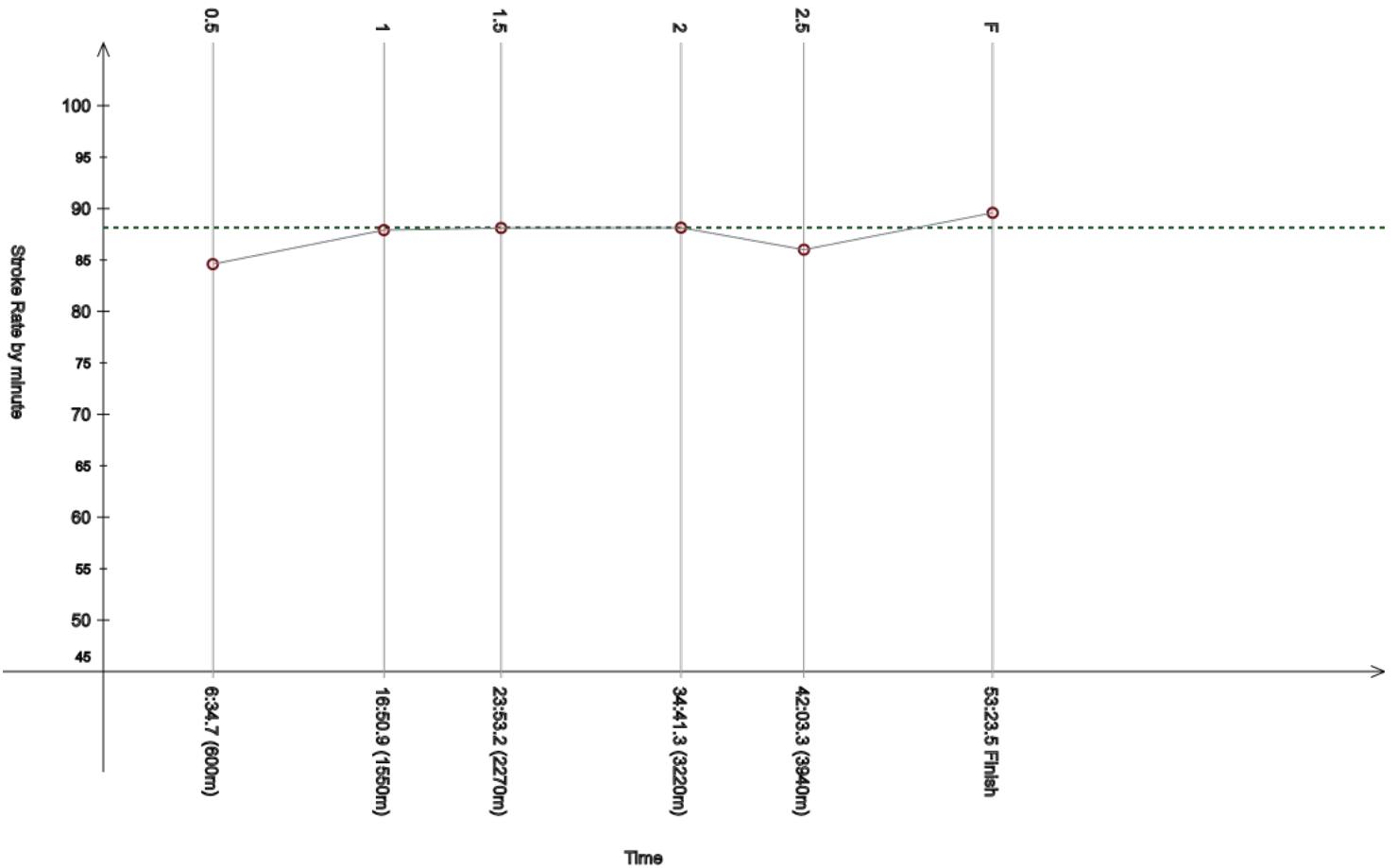
Official Timekeeping by OMEGA

Event 104
7 FEB 2024 - 13:00

Men's 5km

Race Analysis

Rank	Bib	Name	NAT Code			Finish Time			Gap							
23	125	ARMSTRONG Bailey	AUS			53:23.5			+1:54.2							
Lap	Time	Rank	Gap	SPM	Lap	Time	Rank	Gap	SPM	Lap	Time	Rank	Gap	SPM	SPM	STC
0.5	6:34.7	(20)	+11.0	84.6	1	16:50.9	(12)	+13.6	87.9	1.5	23:53.2	(17)	+19.7	88.1		
						10:16.2					7:02.3				88.1	4705
2	34:41.3	(20)	+46.2	88.1	2.5	42:03.3	(19)	++	86.0	F	53:23.5	(23)	++	89.6		
	10:48.1					7:22.0					11:20.2					



Legend:			
---	Stroke Rate Average	+	Gap or time behind
++	One minute or more behind in split time	F	Finish
SPM	Average strokes per minute	STC	Total strokes

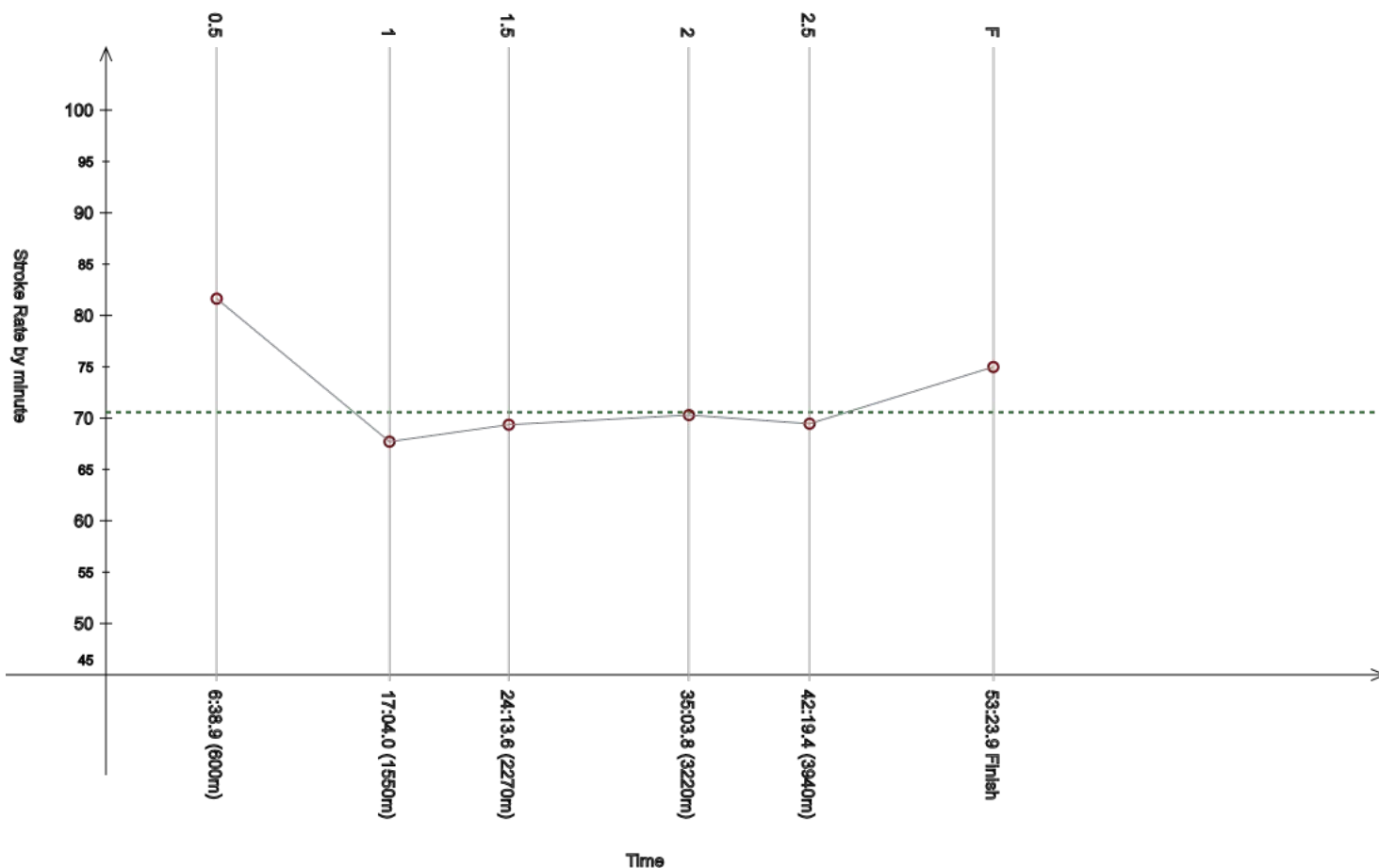
Official Timekeeping by OMEGA

Event 104
7 FEB 2024 - 13:00

Men's 5km

Race Analysis

Rank	Bib	Name				NAT Code				Finish Time	Gap					
24	165	BROWN Joshua				USA				53:23.9	+1:54.6					
Lap	Time	Rank	Gap	SPM	Lap	Time	Rank	Gap	SPM	Lap	Time	Rank	Gap	SPM	SPM	STC
0.5	6:38.9	(24)	+15.2	81.6	1	17:04.0	(25)	+26.7	67.7	1.5	24:13.6	(26)	+40.1	69.4		
						10:25.1					7:09.6				70.6	3778
2	35:03.8	(25)	++	70.3	2.5	42:19.4	(25)	++	69.5	F	53:23.9	(24)	++	75.0		
	10:50.2					7:15.6					11:04.5					



Legend:			
---	Stroke Rate Average	+	Gap or time behind
++	One minute or more behind in split time	F	Finish
SPM	Average strokes per minute	STC	Total strokes

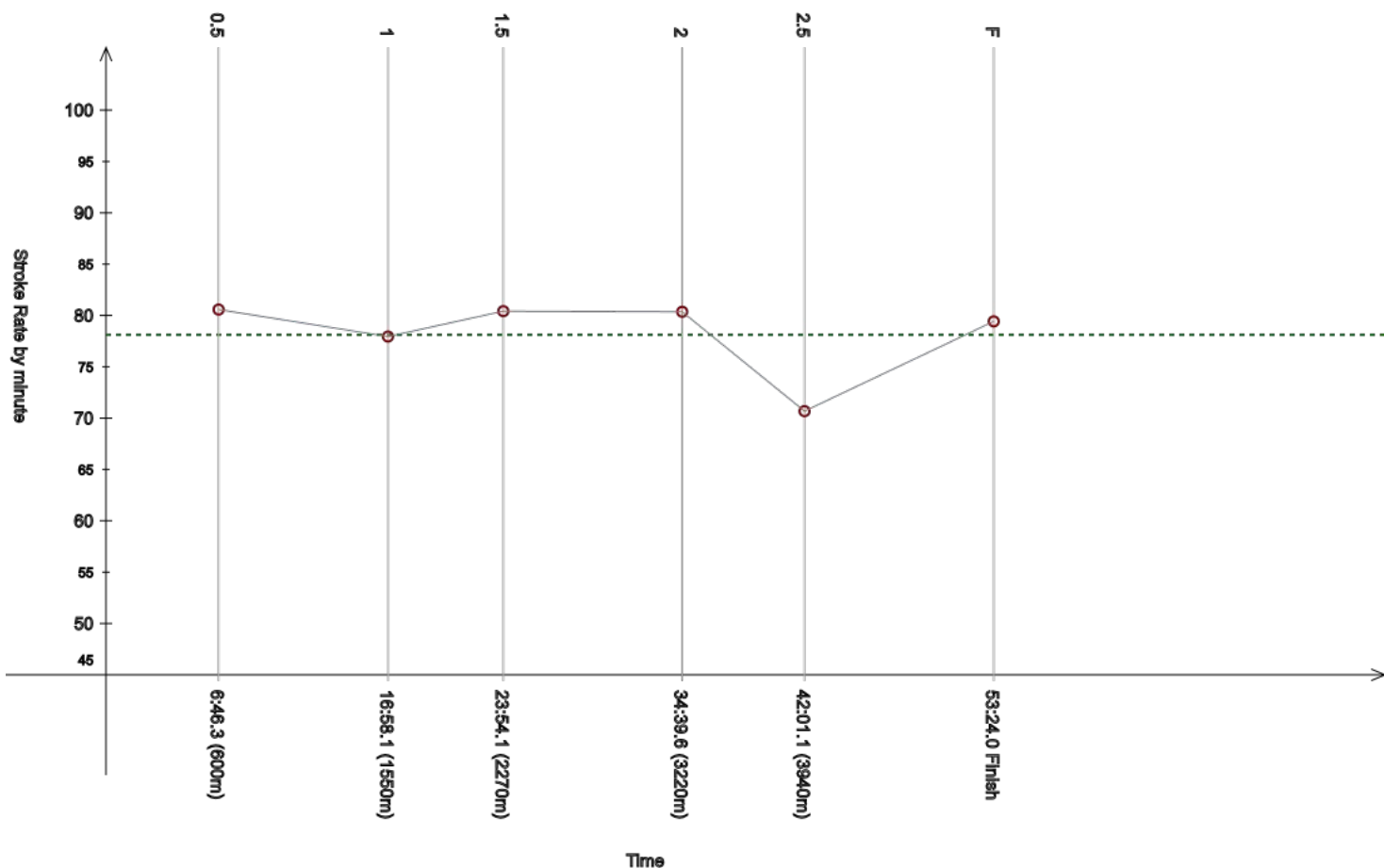
Official Timekeeping by OMEGA

Event 104
7 FEB 2024 - 13:00

Men's 5km

Race Analysis

Rank	Bib	Name				NAT Code				Finish Time	Gap					
25	117	HERCOG Jan				AUT				53:24.0	+1:54.7					
Lap	Time	Rank	Gap	SPM	Lap	Time	Rank	Gap	SPM	Lap	Time	Rank	Gap	SPM	SPM	STC
0.5	6:46.3	(=35)	+22.6	80.6	1	16:58.1	(20)	+20.8	78.0	1.5	23:54.1	(18)	+20.6	80.4		
						10:11.8					6:56.0				78.1	4191
2	34:39.6	(19)	+44.5	80.4	2.5	42:01.1	(17)	++	70.7	F	53:24.0	(25)	++	79.4		
	10:45.5					7:21.5					11:22.9					



Legend:			
---	Stroke Rate Average	+	Gap or time behind
++	One minute or more behind in split time	F	Finish
SPM	Average strokes per minute	STC	Total strokes

Official Timekeeping by OMEGA

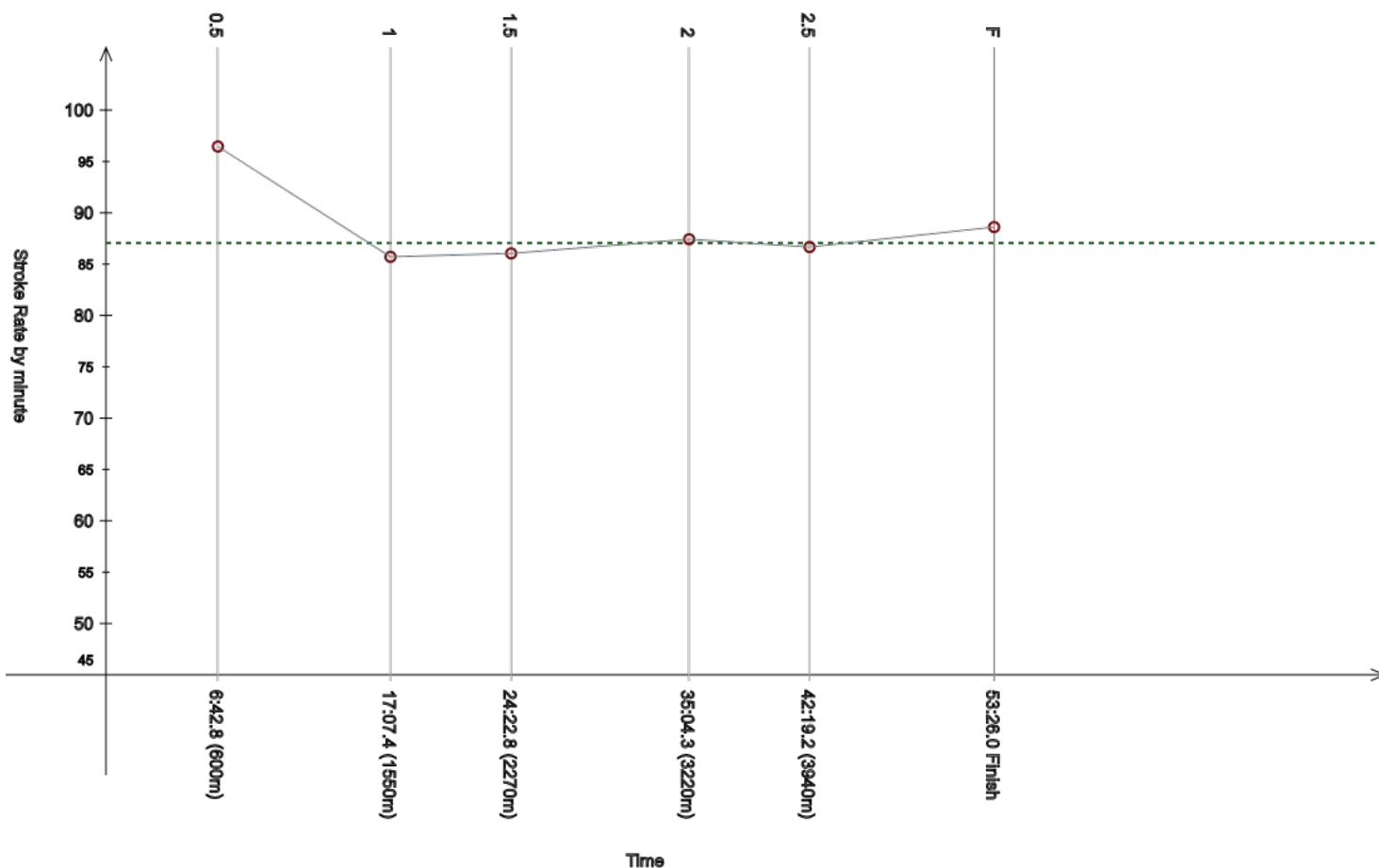
Event 104
7 FEB 2024 - 13:00

Men's 5km

Race Analysis

Rank	Bib	Name	NAT Code	Finish Time	Gap
26	137	CHERPANOV Lev	KAZ	53:26.0	+1:56.7

Lap	Time	Rank	Gap	SPM	Lap	Time	Rank	Gap	SPM	Lap	Time	Rank	Gap	SPM	SPM	STC
0.5	6:42.8	(29)	+19.1	96.5	1	17:07.4	(31)	+30.1	85.7	1.5	24:22.8	(32)	+49.3	86.0		
						10:24.6					7:15.4				87.1	4714
2	35:04.3	(=26)	++	87.4	2.5	42:19.2	(24)	++	86.7	F	53:26.0	(26)	++	88.6		
	10:41.5					7:14.9					11:06.8					



Legend:			
---	Stroke Rate Average	+	Gap or time behind
++	One minute or more behind in split time	F	Finish
SPM	Average strokes per minute	STC	Total strokes

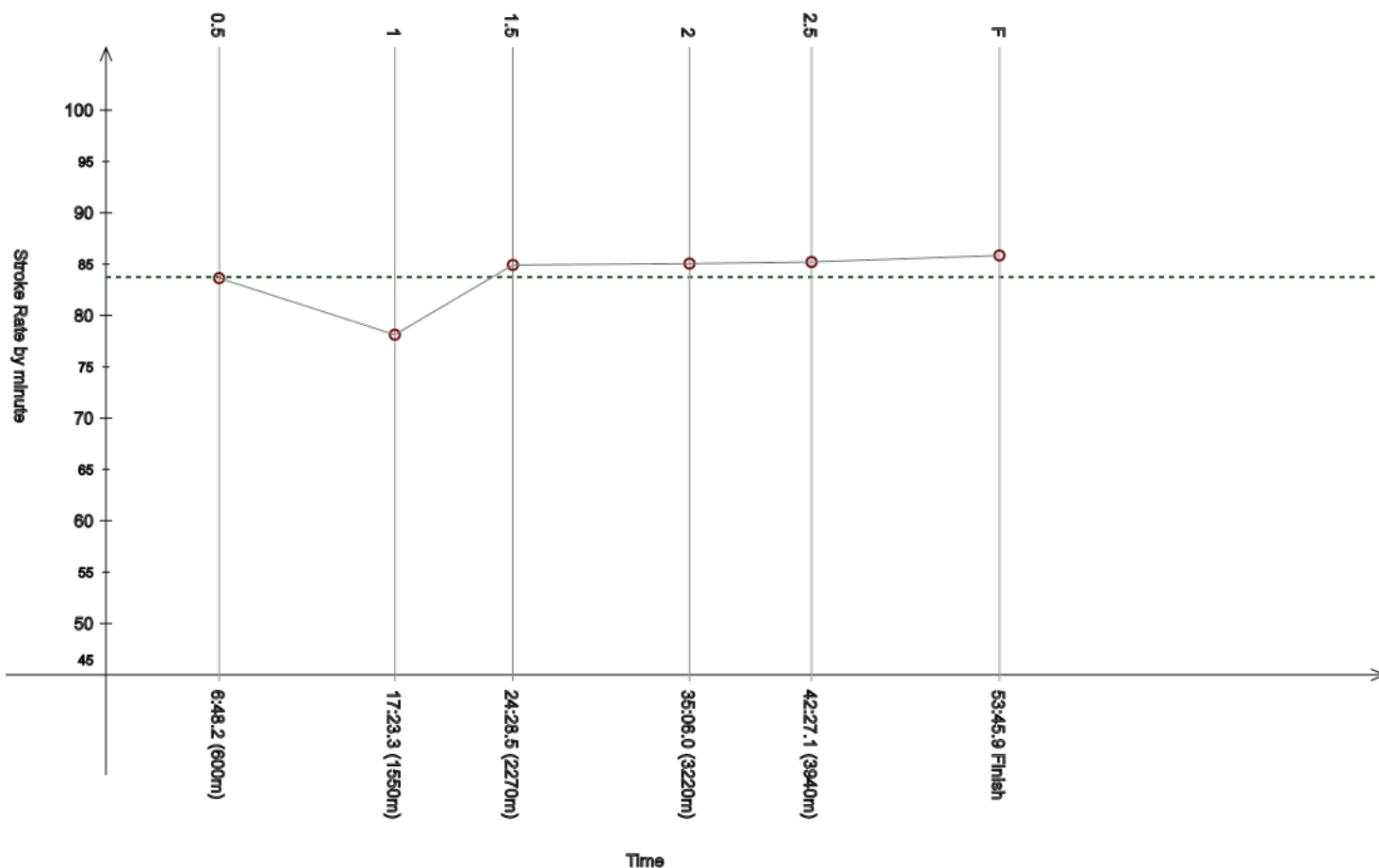
Official Timekeeping by OMEGA

Event 104
7 FEB 2024 - 13:00

Men's 5km

Race Analysis

Rank	Bib	Name				NAT Code				Finish Time	Gap					
27	133	PARK Jaehun				KOR				53:45.9	+2:16.6					
Lap	Time	Rank	Gap	SPM	Lap	Time	Rank	Gap	SPM	Lap	Time	Rank	Gap	SPM	SPM	STC
0.5	6:48.2	(=41)	+24.5	83.6	1	17:23.3	(37)	+46.0	78.1	1.5	24:28.5	(34)	+55.0	84.9		
						10:35.1					7:05.2				83.7	4529
2	35:06.0	(30)	++	85.1	2.5	42:27.1	(27)	++	85.2	F	53:45.9	(27)	++	85.8		
	10:37.5					7:21.1					11:18.8					



Legend:			
----	Stroke Rate Average	+	Gap or time behind
++	One minute or more behind in split time	F	Finish
SPM	Average strokes per minute	STC	Total strokes

Official Timekeeping by OMEGA

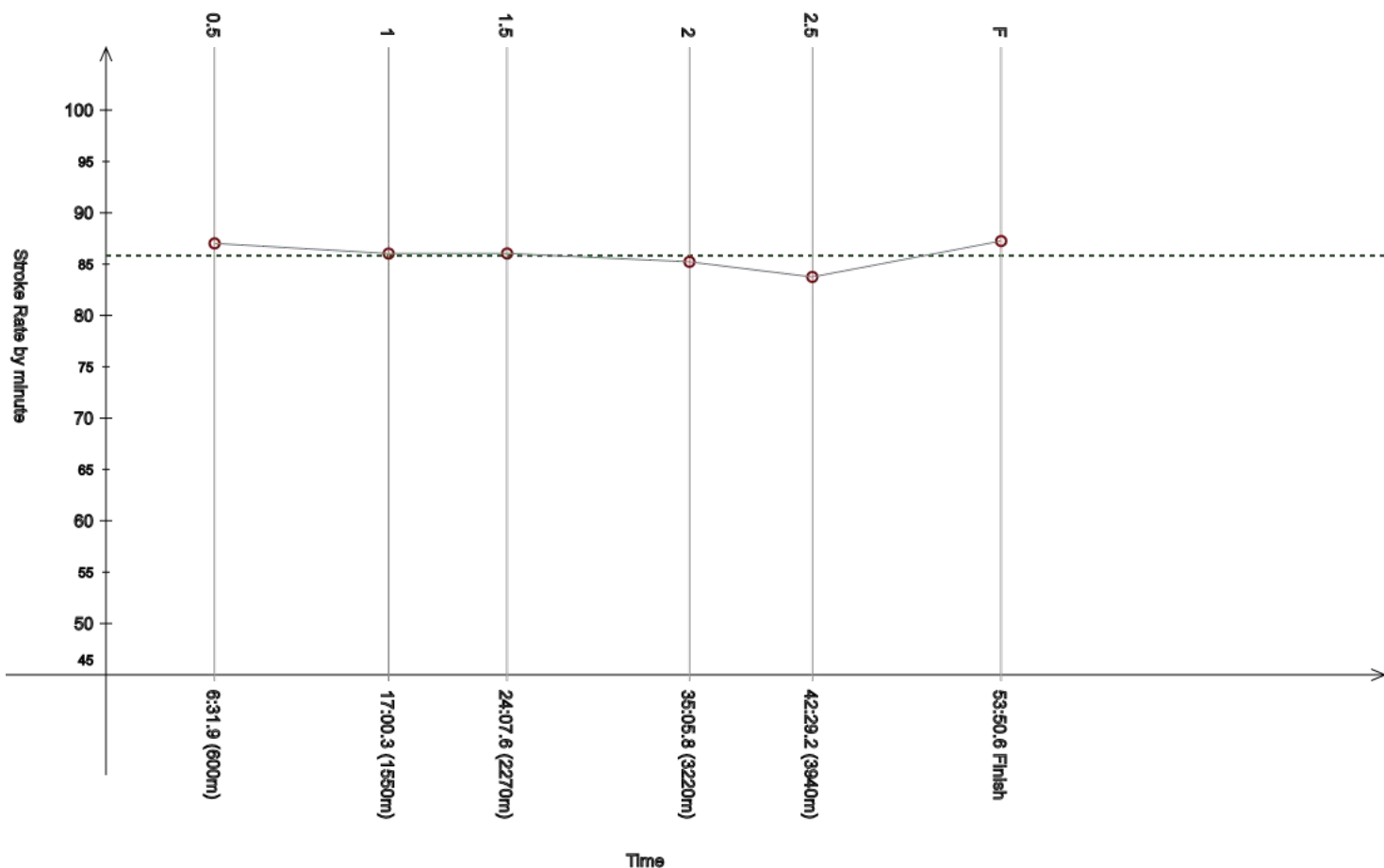
Event 104

7 FEB 2024 - 13:00

Men's 5km

Race Analysis

Rank	Bib	Name				NAT Code				Finish Time	Gap					
28	113	DULIEU Diego				HON				53:50.6	+2:21.3					
Lap	Time	Rank	Gap	SPM	Lap	Time	Rank	Gap	SPM	Lap	Time	Rank	Gap	SPM	SPM	STC
0.5	6:31.9	(15)	+8.2	87.0	1	17:00.3	(22)	+23.0	86.0	1.5	24:07.6	(23)	+34.1	86.0		
						10:28.4					7:07.3				85.8	4739
2	35:05.8	(29)	++	85.2	2.5	42:29.2	(28)	++	83.8	F	53:50.6	(28)	++	87.3		
	10:58.2					7:23.4					11:21.4					



Legend:			
---	Stroke Rate Average	+	Gap or time behind
++	One minute or more behind in split time	F	Finish
SPM	Average strokes per minute	STC	Total strokes

Official Timekeeping by OMEGA

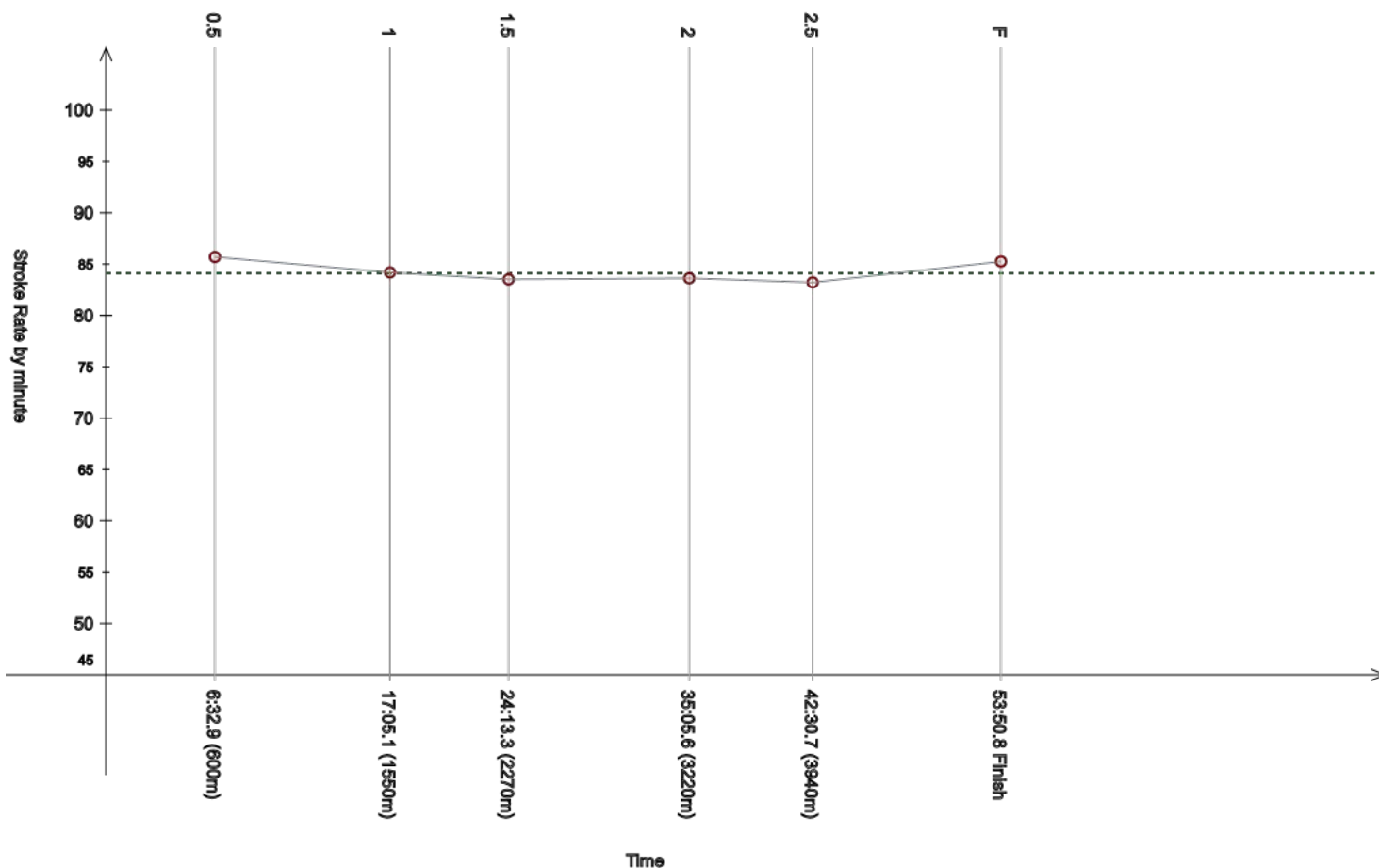
Event 104
7 FEB 2024 - 13:00

Men's 5km

Race Analysis

Rank	Bib	Name	NAT Code	Finish Time	Gap
29	123	FIGUEIRINHA Henrique	BRA	53:50.8	+2:21.5

Lap	Time	Rank	Gap	SPM	Lap	Time	Rank	Gap	SPM	Lap	Time	Rank	Gap	SPM	SPM	STC
0.5	6:32.9	(17)	+9.2	85.7	1	17:05.1	(26)	+27.8	84.2	1.5	24:13.3	(25)	+39.8	83.5		
						10:32.2					7:08.2				84.1	4660
2	35:05.6	(28)	++	83.6	2.5	42:30.7	(29)	++	83.2	F	53:50.8	(29)	++	85.3		
	10:52.3					7:25.1					11:20.1					



Legend:			
---	Stroke Rate Average	+	Gap or time behind
++	One minute or more behind in split time	F	Finish
SPM	Average strokes per minute	STC	Total strokes

Official Timekeeping by OMEGA

Event 104

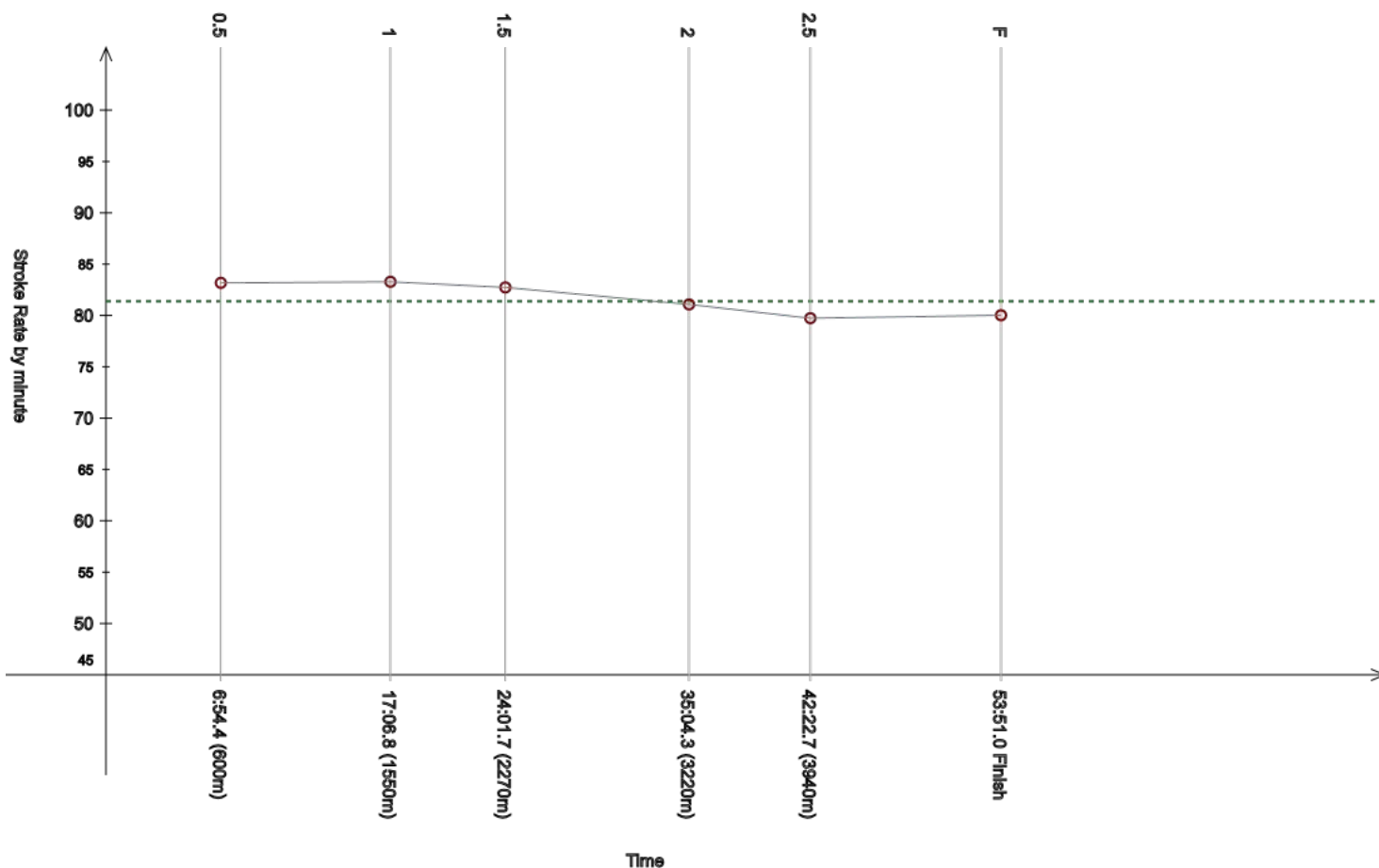
7 FEB 2024 - 13:00

Men's 5km

Race Analysis

Rank	Bib	Name	NAT Code	Finish Time	Gap
30	169	PUSKOVITCH Ivan	USA	53:51.0	+2:21.7

Lap	Time	Rank	Gap	SPM	Lap	Time	Rank	Gap	SPM	Lap	Time	Rank	Gap	SPM	SPM	STC
0.5	6:54.4	(=53)	+30.7	83.2	1	17:06.8	(29)	+29.5	83.3	1.5	24:01.7	(21)	+28.2	82.7		
						10:12.4					6:54.9				81.4	4420
2	35:04.3	(=26)	++	81.1	2.5	42:22.7	(26)	++	79.7	F	53:51.0	(30)	++	80.0		
	11:02.6					7:18.4					11:28.3					



Legend:			
---	Stroke Rate Average	+	Gap or time behind
++	One minute or more behind in split time	F	Finish
SPM	Average strokes per minute	STC	Total strokes

Official Timekeeping by OMEGA

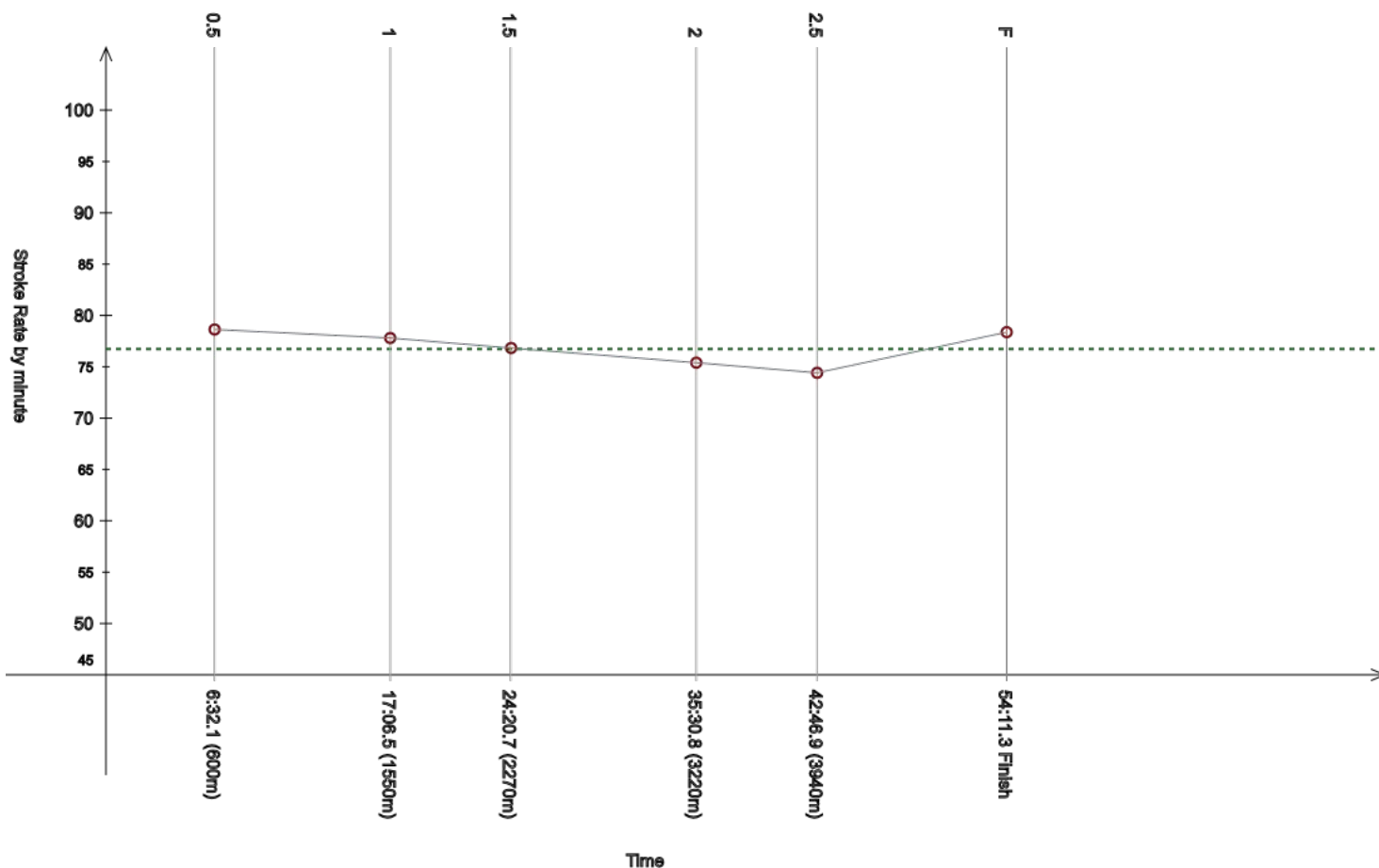
Event 104

7 FEB 2024 - 13:00

Men's 5km

Race Analysis

Rank	Bib	Name	NAT Code					Finish Time	Gap							
31	106	KOZUBEK Matej	CZE					54:11.3	+2:42.0							
Lap	Time	Rank	Gap	SPM	Lap	Time	Rank	Gap	SPM	Lap	Time	Rank	Gap	SPM	SPM	STC
0.5	6:32.1	(16)	+8.4	78.6	1	17:06.5	(28)	+29.2	77.8	1.5	24:20.7	(29)	+47.2	76.8		
						10:34.4					7:14.2					
2	35:30.8	(36)	++	75.4	2.5	42:46.9	(35)	++	74.4	F	54:11.3	(31)	++	78.4	76.7	4206
	11:10.1					7:16.1					11:24.4					



Legend:			
---	Stroke Rate Average	+	Gap or time behind
++	One minute or more behind in split time	F	Finish
SPM	Average strokes per minute	STC	Total strokes

Official Timekeeping by OMEGA

Event 104

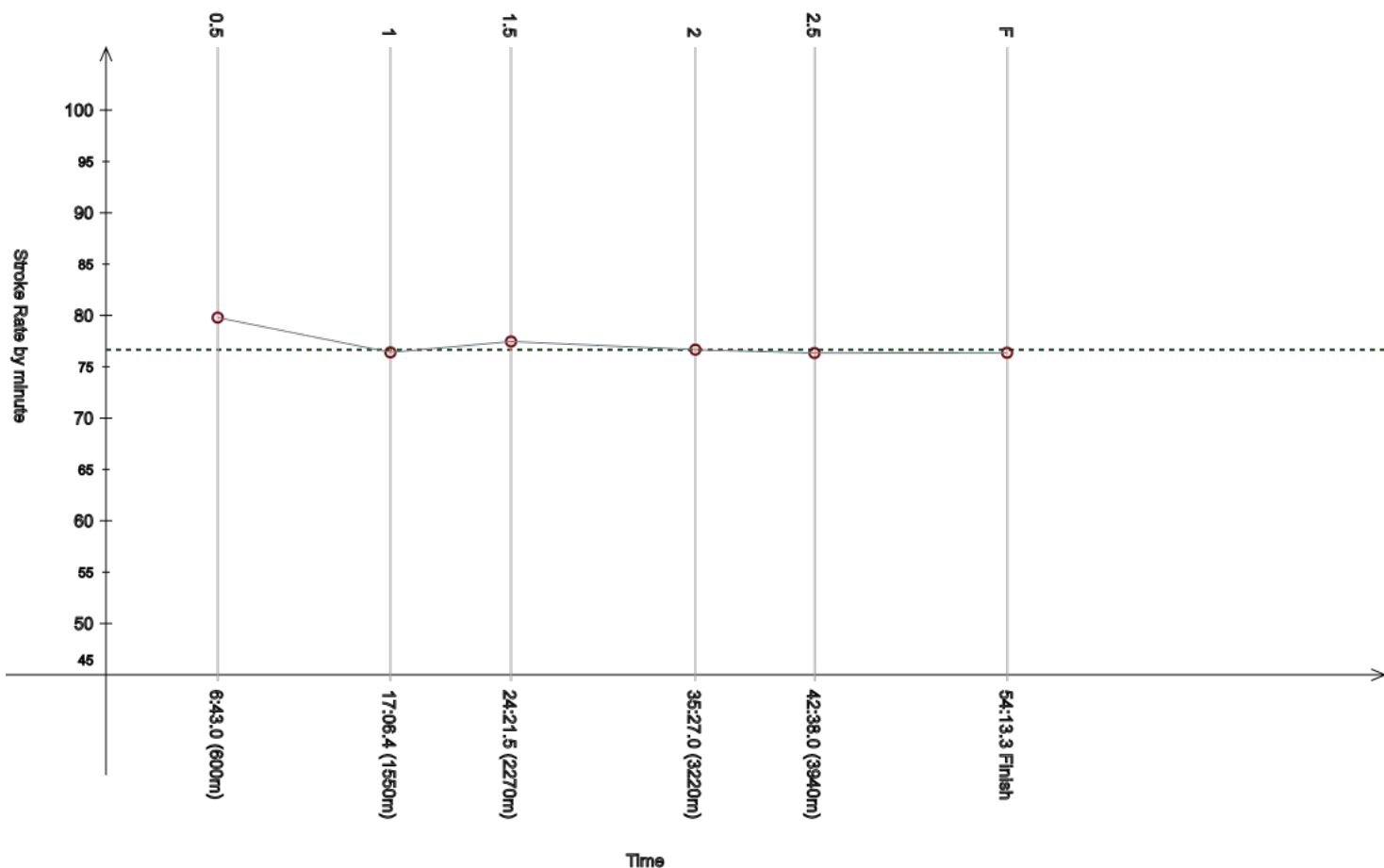
7 FEB 2024 - 13:00

Men's 5km

Race Analysis

Rank	Bib	Name	NAT Code	Finish Time	Gap
32	152	CARDOSO Diogo	POR	54:13.3	+2:44.0

Lap	Time	Rank	Gap	SPM	Lap	Time	Rank	Gap	SPM	Lap	Time	Rank	Gap	SPM	SPM	STC
0.5	6:43.0	(=30)	+19.3	79.8	1	17:06.4	(27)	+29.1	76.4	1.5	24:21.5	(31)	+48.0	77.5		
						10:23.4					7:15.1					
2	35:27.0	(35)	++	76.7	2.5	42:38.0	(31)	++	76.3	F	54:13.3	(32)	++	76.4	76.7	4172
	11:05.5					7:11.0					11:35.3					



Legend:			
---	Stroke Rate Average	+	Gap or time behind
++	One minute or more behind in split time	F	Finish
SPM	Average strokes per minute	STC	Total strokes

Official Timekeeping by OMEGA

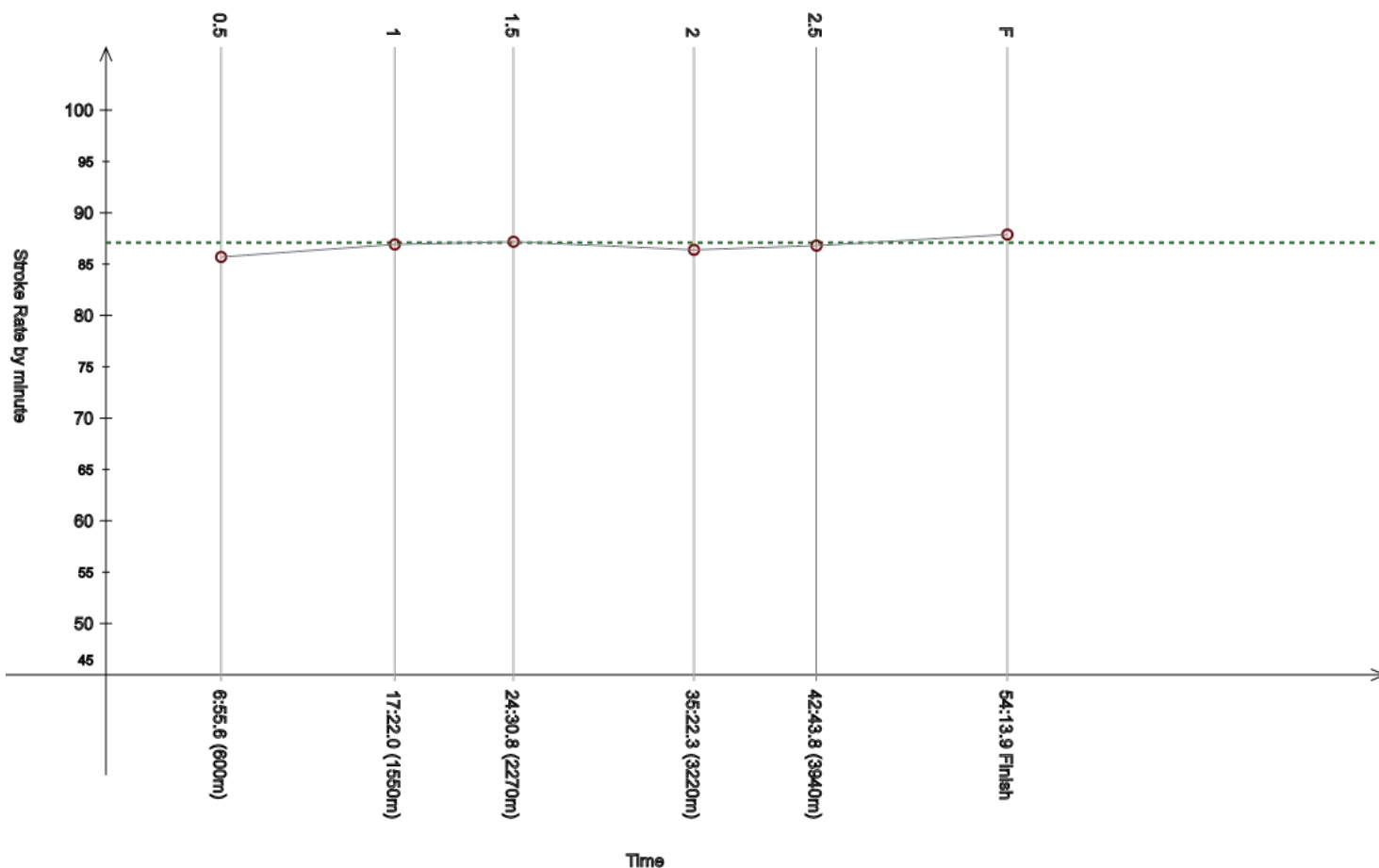
Event 104
7 FEB 2024 - 13:00

Men's 5km

Race Analysis

Rank	Bib	Name	NAT Code	Finish Time	Gap
33	145	ZAMBRANO SANCHEZ Ronaldo Eduardo	VEN	54:13.9	+2:44.6

Lap	Time	Rank	Gap	SPM	Lap	Time	Rank	Gap	SPM	Lap	Time	Rank	Gap	SPM	SPM	STC
0.5	6:55.6	(56)	+31.9	85.7	1	17:22.0	(35)	+44.7	86.9	1.5	24:30.8	(35)	+57.3	87.2		
						10:26.4					7:08.8				87.1	4720
2	35:22.3	(32)	++	86.4	2.5	42:43.8	(34)	++	86.8	F	54:13.9	(33)	++	87.9		
	10:51.5					7:21.5					11:30.1					



Legend:			
---	Stroke Rate Average	+	Gap or time behind
++	One minute or more behind in split time	F	Finish
SPM	Average strokes per minute	STC	Total strokes

Official Timekeeping by OMEGA

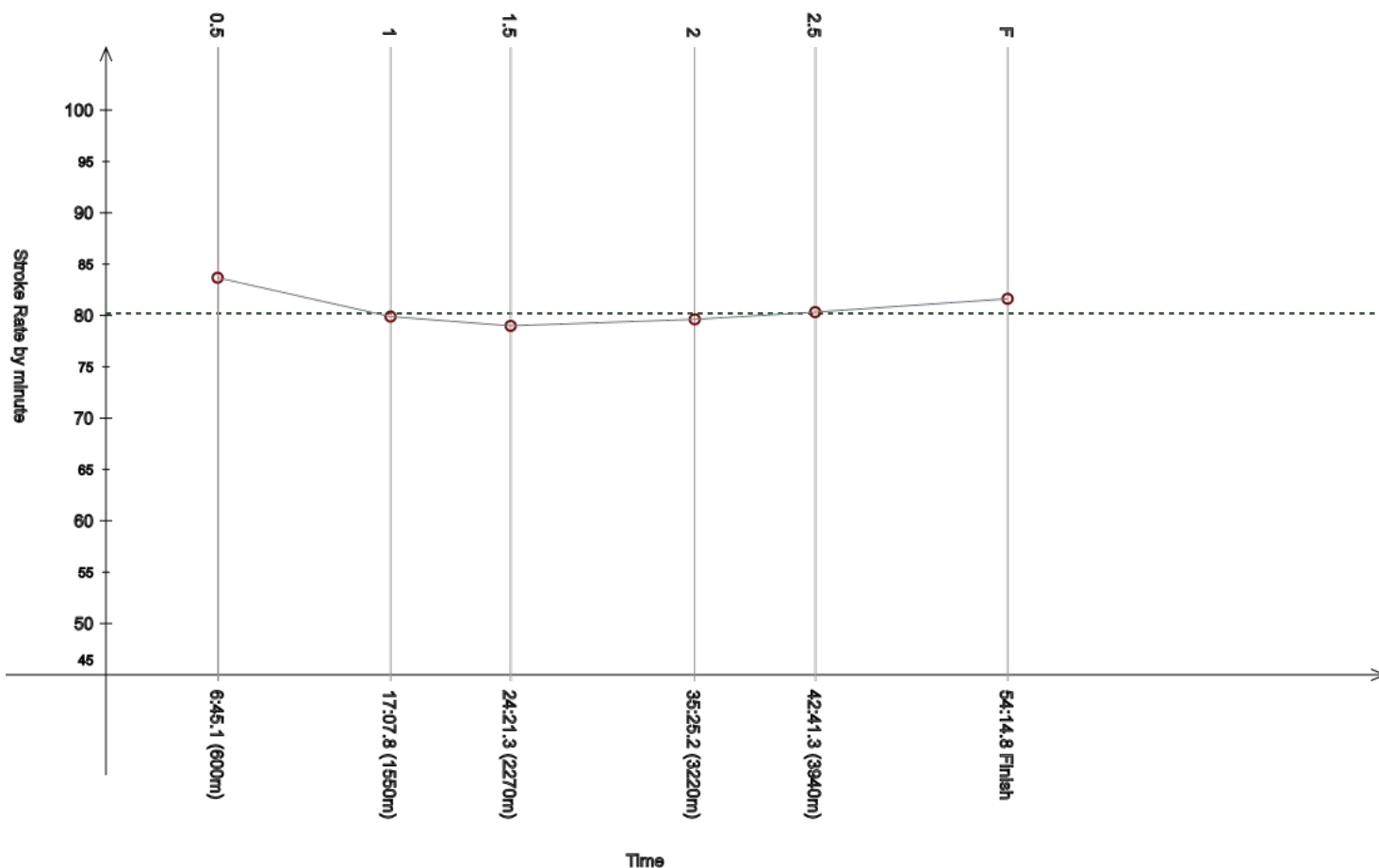
Event 104

7 FEB 2024 - 13:00

Men's 5km

Race Analysis

Rank	Bib	Name	NAT Code					Finish Time	Gap							
34	141	PETERLIN Nik	SLO					54:14.8	+2:45.5							
Lap	Time	Rank	Gap	SPM	Lap	Time	Rank	Gap	SPM	Lap	Time	Rank	Gap	SPM	SPM	STC
0.5	6:45.1	(32)	+21.4	83.7	1	17:07.8	(32)	+30.5	79.9	1.5	24:21.3	(30)	+47.8	79.0		
						10:22.7					7:13.5				80.2	4390
2	35:25.2	(34)	++	79.6	2.5	42:41.3	(32)	++	80.3	F	54:14.8	(34)	++	81.6		
	11:03.9					7:16.1					11:33.5					



Legend:			
---	Stroke Rate Average	+	Gap or time behind
++	One minute or more behind in split time	F	Finish
SPM	Average strokes per minute	STC	Total strokes

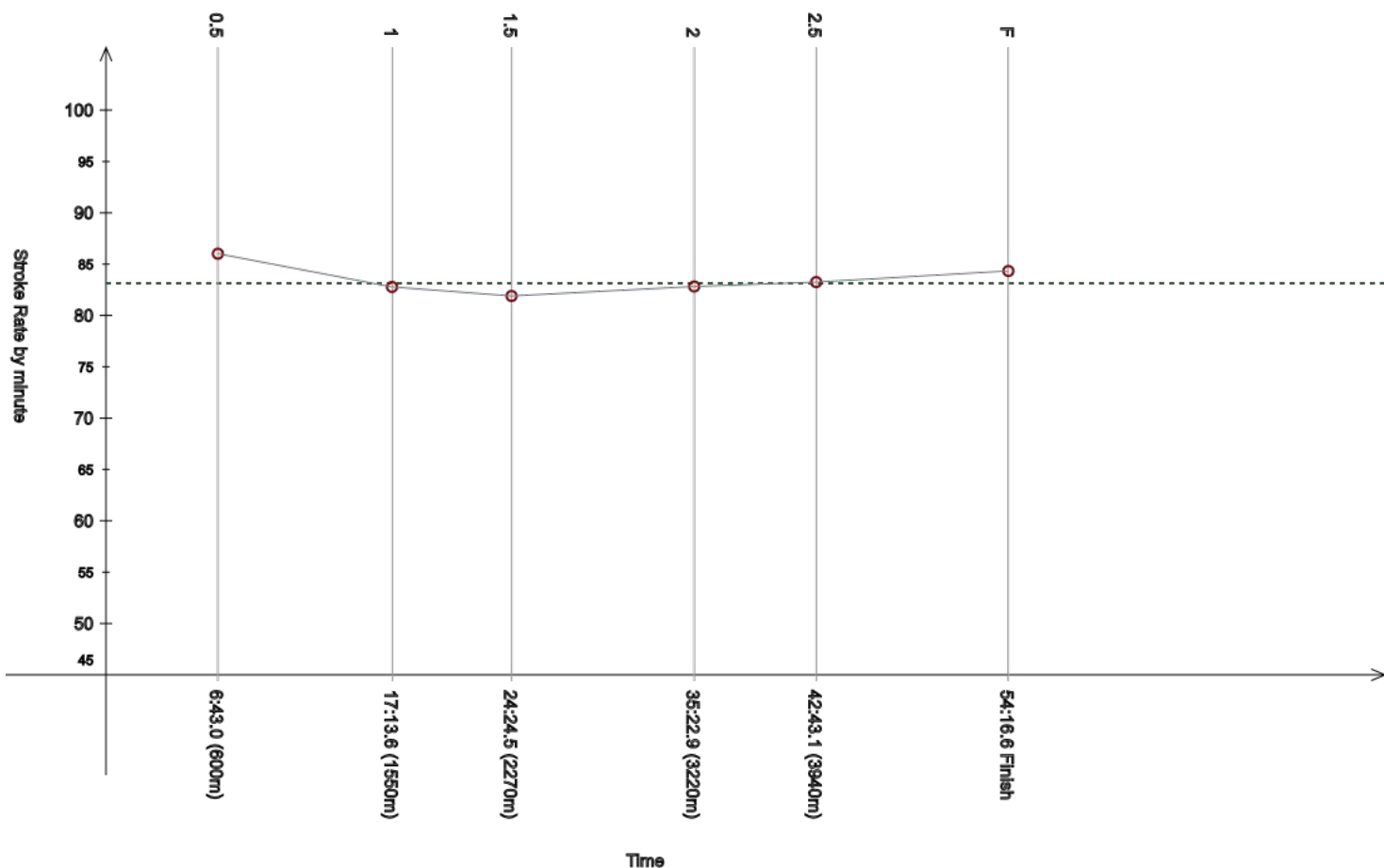
Official Timekeeping by OMEGA

Event 104
7 FEB 2024 - 13:00

Men's 5km

Race Analysis

Rank	Bib	Name				NAT Code				Finish Time	Gap					
35	131	FARIAS Pedro				BRA				54:16.6	+2:47.3					
Lap	Time	Rank	Gap	SPM	Lap	Time	Rank	Gap	SPM	Lap	Time	Rank	Gap	SPM	SPM	STC
0.5	6:43.0	(=30)	+19.3	86.0	1	17:13.6	(34)	+36.3	82.8	1.5	24:24.5	(33)	+51.0	81.9		
						10:30.6					7:10.9				83.1	4540
2	35:22.9	(33)	++	82.8	2.5	42:43.1	(33)	++	83.3	F	54:16.6	(35)	++	84.3		
	10:58.4					7:20.2					11:33.5					



Legend:			
---	Stroke Rate Average	+	Gap or time behind
++	One minute or more behind in split time	F	Finish
SPM	Average strokes per minute	STC	Total strokes

Official Timekeeping by OMEGA

Event 104

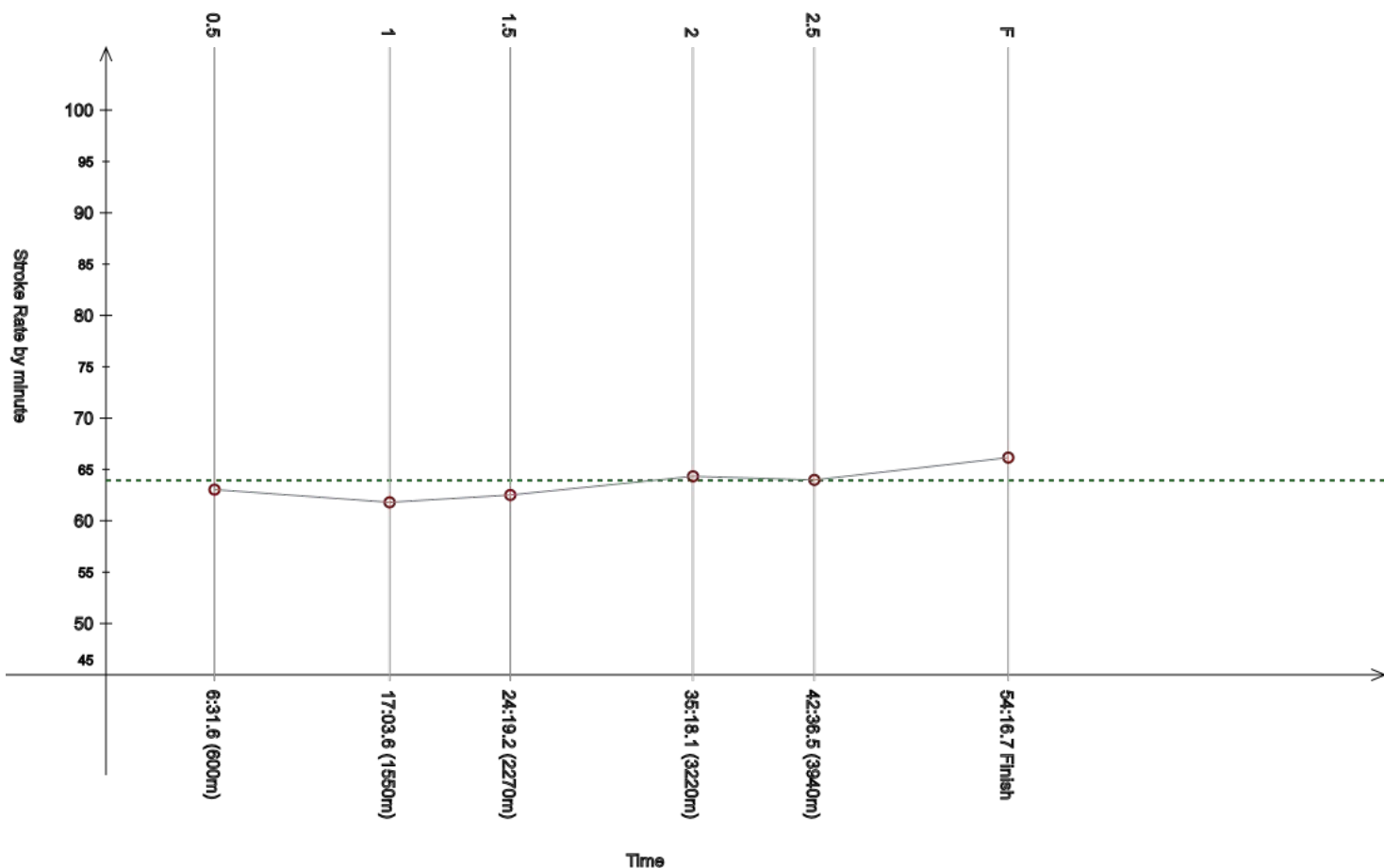
7 FEB 2024 - 13:00

Men's 5km

Race Analysis

Rank	Bib	Name	NAT Code	Finish Time	Gap
36	122	KAPALA Bartosz	POL	54:16.7	+2:47.4

Lap	Time	Rank	Gap	SPM	Lap	Time	Rank	Gap	SPM	Lap	Time	Rank	Gap	SPM	SPM	STC
0.5	6:31.6	(13)	+7.9	63.0	1	17:03.6	(24)	+26.3	61.8	1.5	24:19.2	(=27)	+45.7	62.5		
						10:32.0					7:15.6				63.9	3641
2	35:18.1	(31)	++	64.3	2.5	42:36.5	(30)	++	64.0	F	54:16.7	(36)	++	66.2		
	10:58.9					7:18.4					11:40.2					



Legend:			
---	Stroke Rate Average	+	Gap or time behind
++	One minute or more behind in split time	F	Finish
SPM	Average strokes per minute	STC	Total strokes

Official Timekeeping by OMEGA

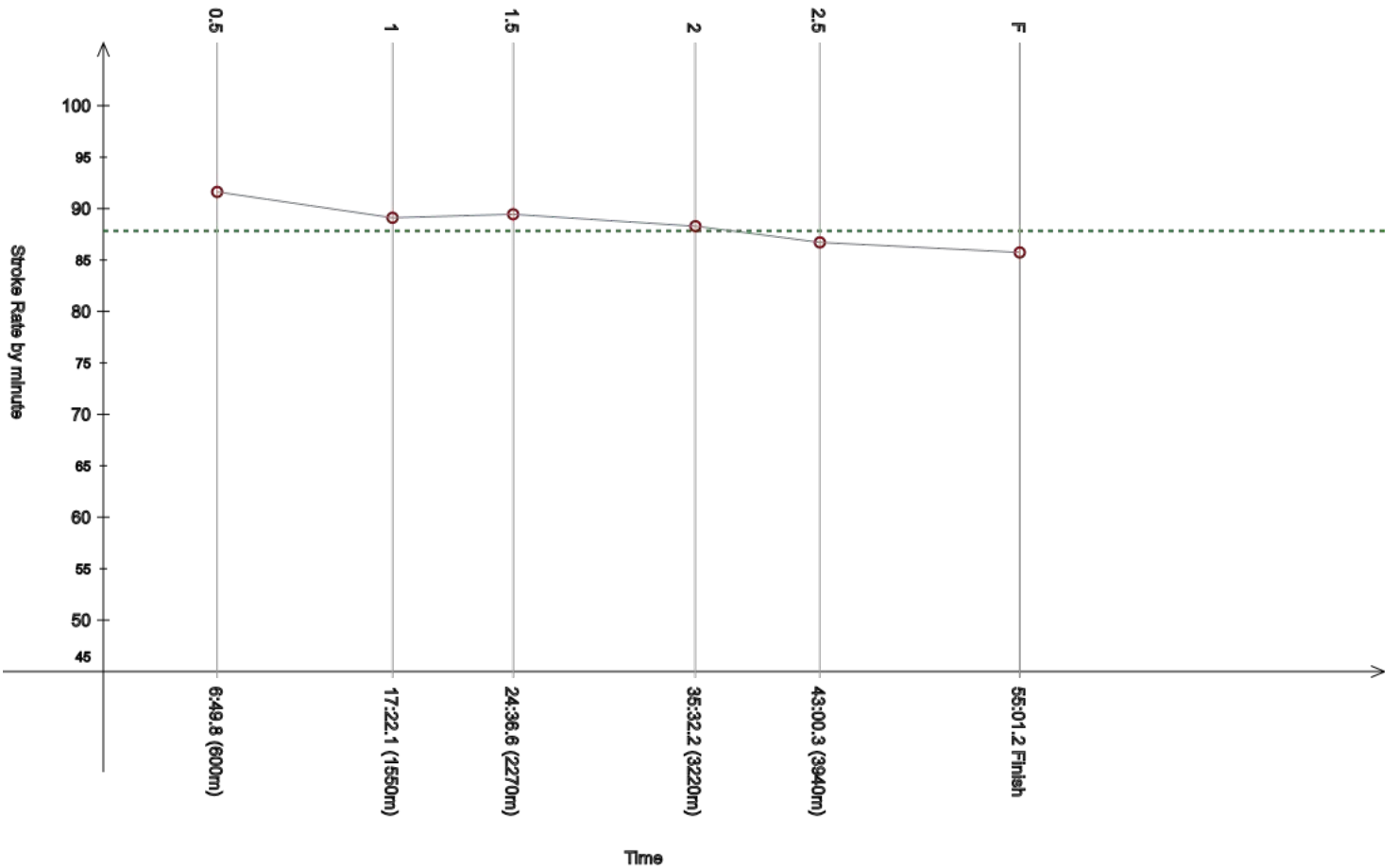
Event 104
7 FEB 2024 - 13:00

Men's 5km

Race Analysis

Rank	Bib	Name	NAT Code			Finish Time	Gap
37	148	HACISAGIR Burhanettin	TUR			55:01.2	+3:31.9

Lap	Time	Rank	Gap	SPM	Lap	Time	Rank	Gap	SPM	Lap	Time	Rank	Gap	SPM	SPM	STC
0.5	6:49.8	(47)	+26.1	91.6	1	17:22.1	(36)	+44.8	89.1	1.5	24:36.6	(36)	++	89.4		
						10:32.3					7:14.5				87.8	4816
2	35:32.2	(37)	++	88.3	2.5	43:00.3	(36)	++	86.7	F	55:01.2	(37)	++	85.7		
	10:55.6					7:28.1					12:00.9					



Legend:			
----	Stroke Rate Average	+	Gap or time behind
++	One minute or more behind in split time	F	Finish
SPM	Average strokes per minute	STC	Total strokes

Official Timekeeping by OMEGA

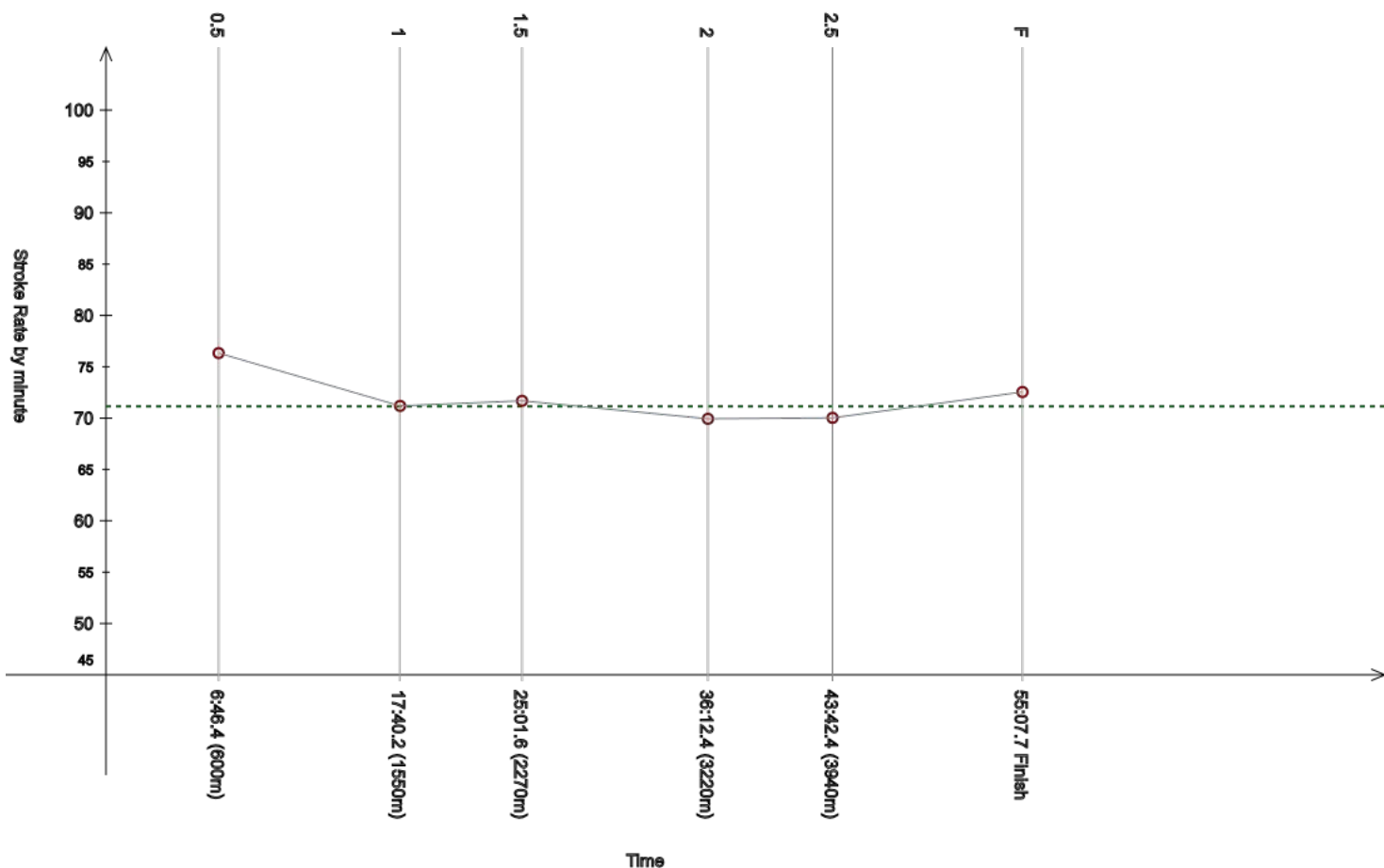
Event 104
7 FEB 2024 - 13:00

Men's 5km

Race Analysis

Rank	Bib	Name	NAT Code			Finish Time	Gap
38	138	OH Sebeom	KOR			55:07.7	+3:38.4

Lap	Time	Rank	Gap	SPM	Lap	Time	Rank	Gap	SPM	Lap	Time	Rank	Gap	SPM	SPM	STC
0.5	6:46.4	(37)	+22.7	76.3	1	17:40.2	(42)	++	71.2	1.5	25:01.6	(39)	++	71.7		
						10:53.8					7:21.4				71.1	4019
2	36:12.4	(39)	++	69.9	2.5	43:42.4	(42)	++	70.0	F	55:07.7	(38)	++	72.5		
	11:10.8					7:30.0					11:25.3					



Legend:	
----	Stroke Rate Average
++	One minute or more behind in split time
SPM	Average strokes per minute
+	Gap or time behind
F	Finish
STC	Total strokes

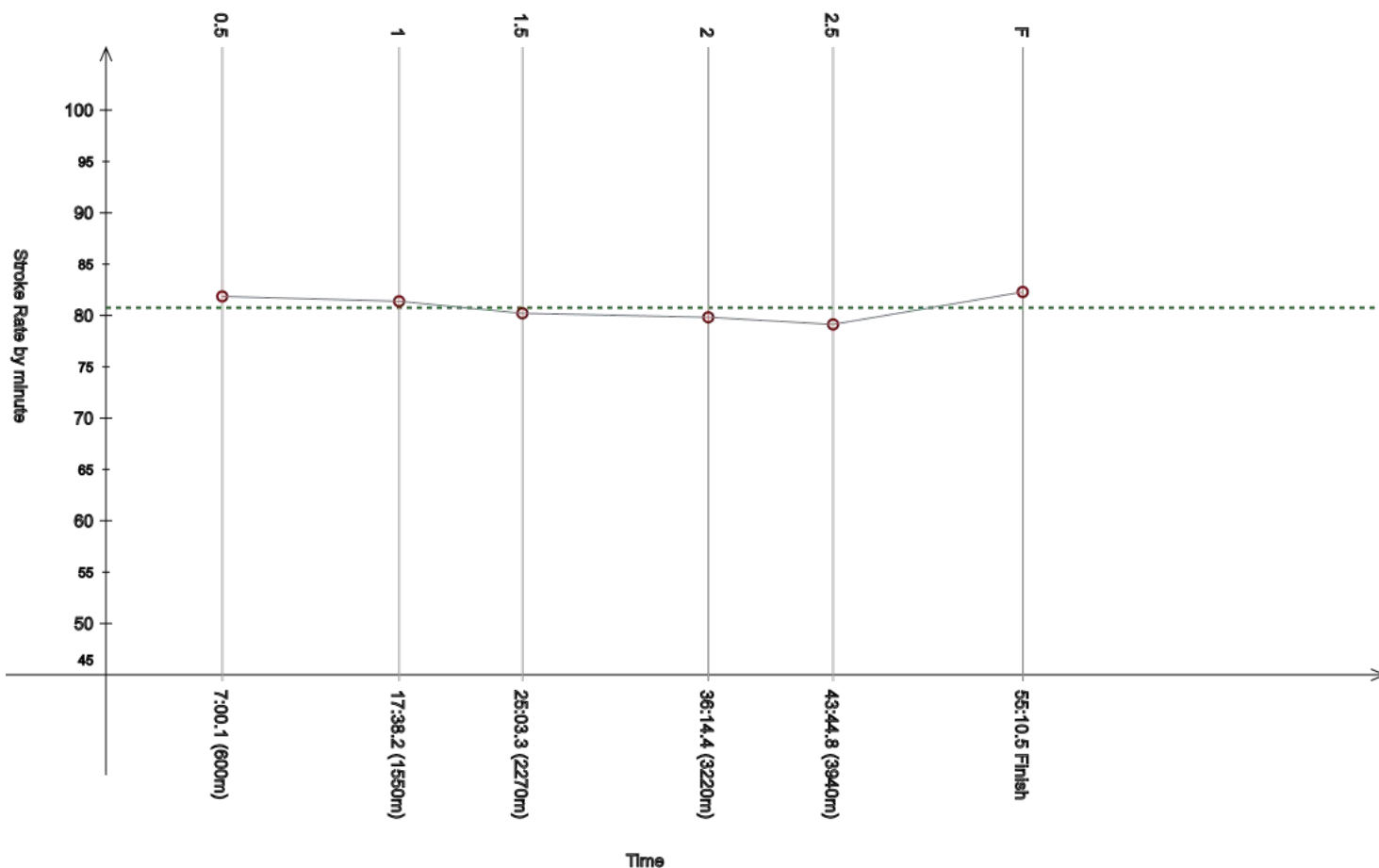
Official Timekeeping by OMEGA

Event 104
7 FEB 2024 - 13:00

Men's 5km

Race Analysis

Rank	Bib	Name				NAT Code				Finish Time	Gap					
39	173	DALDOGIANNIS Asterios				GRE				55:10.5	+3:41.2					
Lap	Time	Rank	Gap	SPM	Lap	Time	Rank	Gap	SPM	Lap	Time	Rank	Gap	SPM	SPM	STC
0.5	7:00.1	(62)	+36.4	81.9	1	17:38.2	(40)	++	81.4	1.5	25:03.3	(40)	++	80.2		
						10:38.1					7:25.1				80.7	4504
2	36:14.4	(41)	++	79.8	2.5	43:44.8	(44)	++	79.1	F	55:10.5	(39)	++	82.3		
	11:11.1					7:30.4					11:25.7					



Legend:			
----	Stroke Rate Average	+	Gap or time behind
++	One minute or more behind in split time	F	Finish
SPM	Average strokes per minute	STC	Total strokes

Official Timekeeping by OMEGA

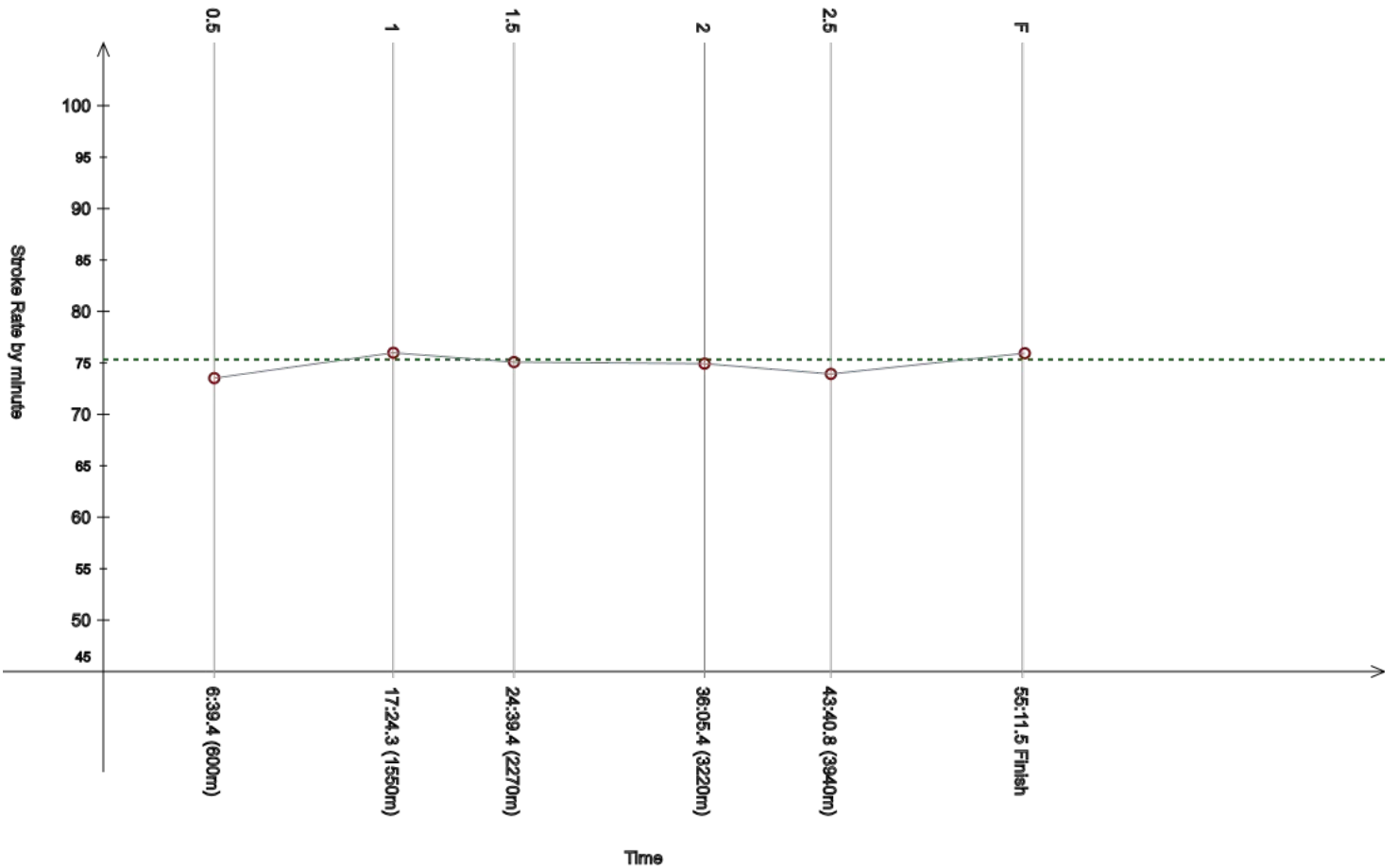
Event 104
7 FEB 2024 - 13:00

Men's 5km

Race Analysis

Rank	Bib	Name	NAT Code			Finish Time	Gap
40	135	ZHANG Jinhou	CHN			55:11.5	+3:42.2

Lap	Time	Rank	Gap	SPM	Lap	Time	Rank	Gap	SPM	Lap	Time	Rank	Gap	SPM	SPM	STC
0.5	6:39.4	(26)	+15.7	73.5	1	17:24.3	(38)	+47.0	76.0	1.5	24:39.4	(37)	++	75.1		
						10:44.9					7:15.1				75.3	4238
2	36:05.4	(38)	++	74.9	2.5	43:40.8	(40)	++	73.9	F	55:11.5	(40)	++	75.9		
	11:26.0					7:35.4					11:30.7					



Legend:			
---	Stroke Rate Average	+	Gap or time behind
++	One minute or more behind in split time	F	Finish
SPM	Average strokes per minute	STC	Total strokes

Official Timekeeping by OMEGA

Event 104

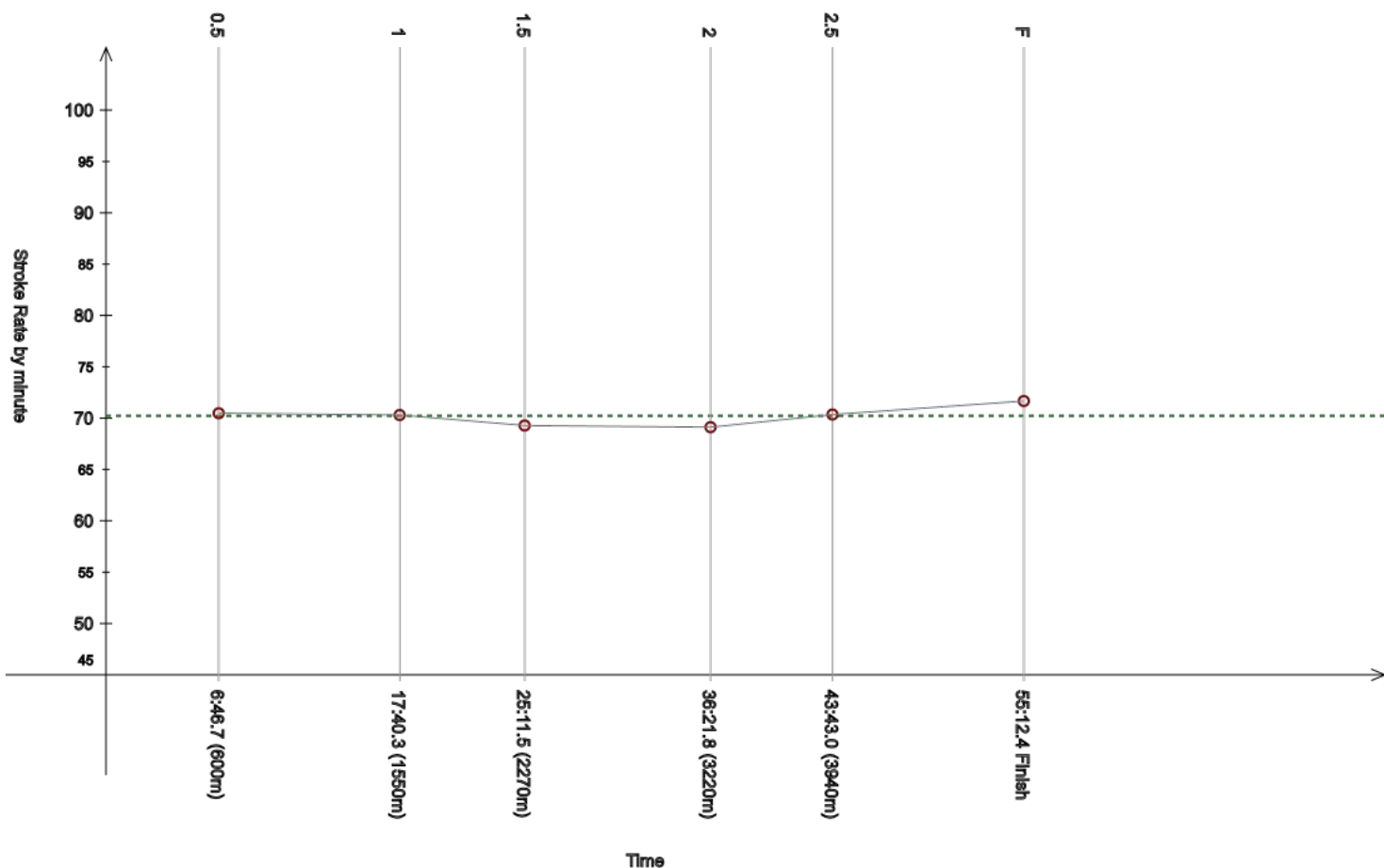
Men's 5km

7 FEB 2024 - 13:00

Race Analysis

Rank	Bib	Name	NAT Code	Finish Time	Gap
41	176	FAN Hau-Li	CAN	55:12.4	+3:43.1

Lap	Time	Rank	Gap	SPM	Lap	Time	Rank	Gap	SPM	Lap	Time	Rank	Gap	SPM	SPM	STC
0.5	6:46.7	(38)	+23.0	70.5	1	17:40.3	(43)	++	70.3	1.5	25:11.5	(43)	++	69.3		
						10:53.6					7:31.2				70.2	3862
2	36:21.8	(45)	++	69.1	2.5	43:43.0	(43)	++	70.4	F	55:12.4	(41)	++	71.7		
	11:10.3					7:21.2					11:29.4					



Legend:			
---	Stroke Rate Average	+	Gap or time behind
++	One minute or more behind in split time	F	Finish
SPM	Average strokes per minute	STC	Total strokes

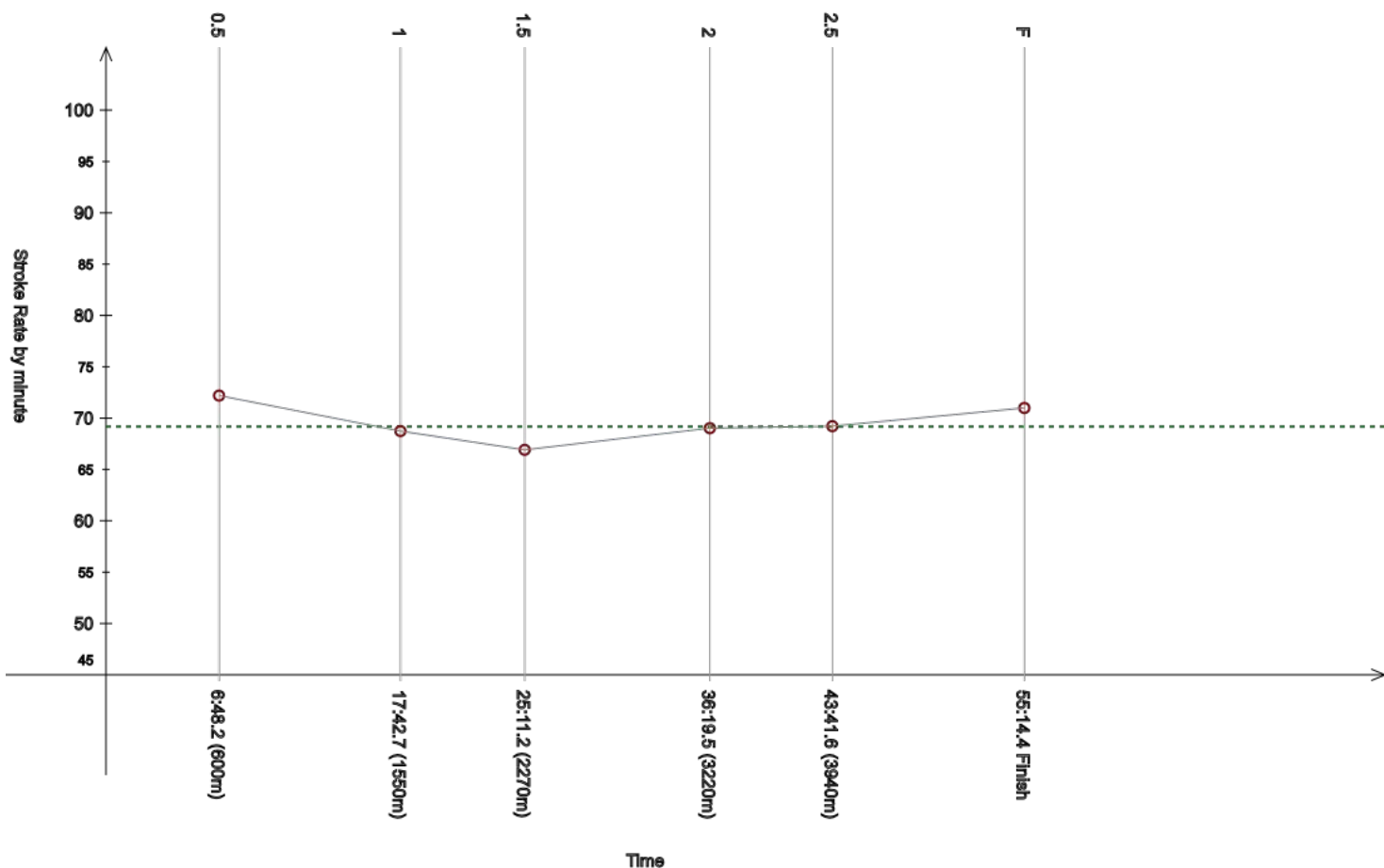
Official Timekeeping by OMEGA

Event 104
7 FEB 2024 - 13:00

Men's 5km

Race Analysis

Rank	Bib	Name				NAT Code				Finish Time	Gap					
42	114	PECIAR Tomas				SVK				55:14.4	+3:45.1					
Lap	Time	Rank	Gap	SPM	Lap	Time	Rank	Gap	SPM	Lap	Time	Rank	Gap	SPM	SPM	STC
0.5	6:48.2	(=41)	+24.5	72.2	1	17:42.7	(47)	++	68.7	1.5	25:11.2	(42)	++	66.9		
						10:54.5					7:28.5				69.2	3851
2	36:19.5	(43)	++	69.0	2.5	43:41.6	(41)	++	69.2	F Y	55:14.4	(42)	++	71.0		
	11:08.3					7:22.1					11:32.8					



Legend:			
----	Stroke Rate Average	+	Gap or time behind
++	One minute or more behind in split time	F	Finish
SPM	Average strokes per minute	STC	Total strokes
Y	Yellow flag		

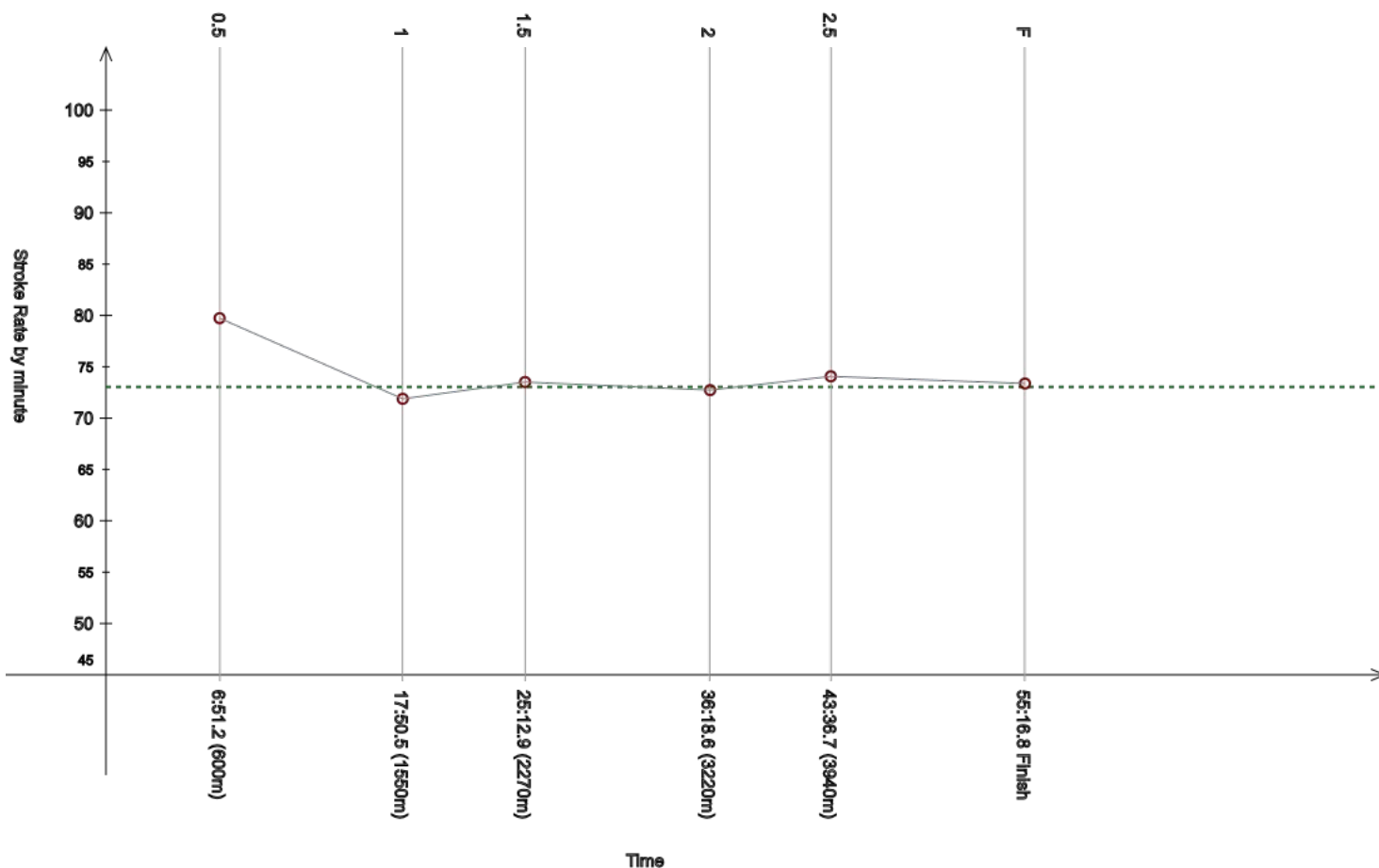
Official Timekeeping by OMEGA

Event 104
7 FEB 2024 - 13:00

Men's 5km

Race Analysis

Rank	Bib	Name				NAT Code				Finish Time	Gap					
43	159	LIU Peixin				CHN				55:16.8	+3:47.5					
Lap	Time	Rank	Gap	SPM	Lap	Time	Rank	Gap	SPM	Lap	Time	Rank	Gap	SPM	SPM	STC
0.5	6:51.2	(50)	+27.5	79.7	1	17:50.5	(=51)	++	71.9	1.5	25:12.9	(46)	++	73.5		
						10:59.3					7:22.4				73.0	4043
2	36:18.6	(42)	++	72.7	2.5	43:36.7	(37)	++	74.1	F	55:16.8	(43)	++	73.4		
	11:05.7					7:18.1					11:40.1					



Legend:			
---	Stroke Rate Average	+	Gap or time behind
++	One minute or more behind in split time	F	Finish
SPM	Average strokes per minute	STC	Total strokes

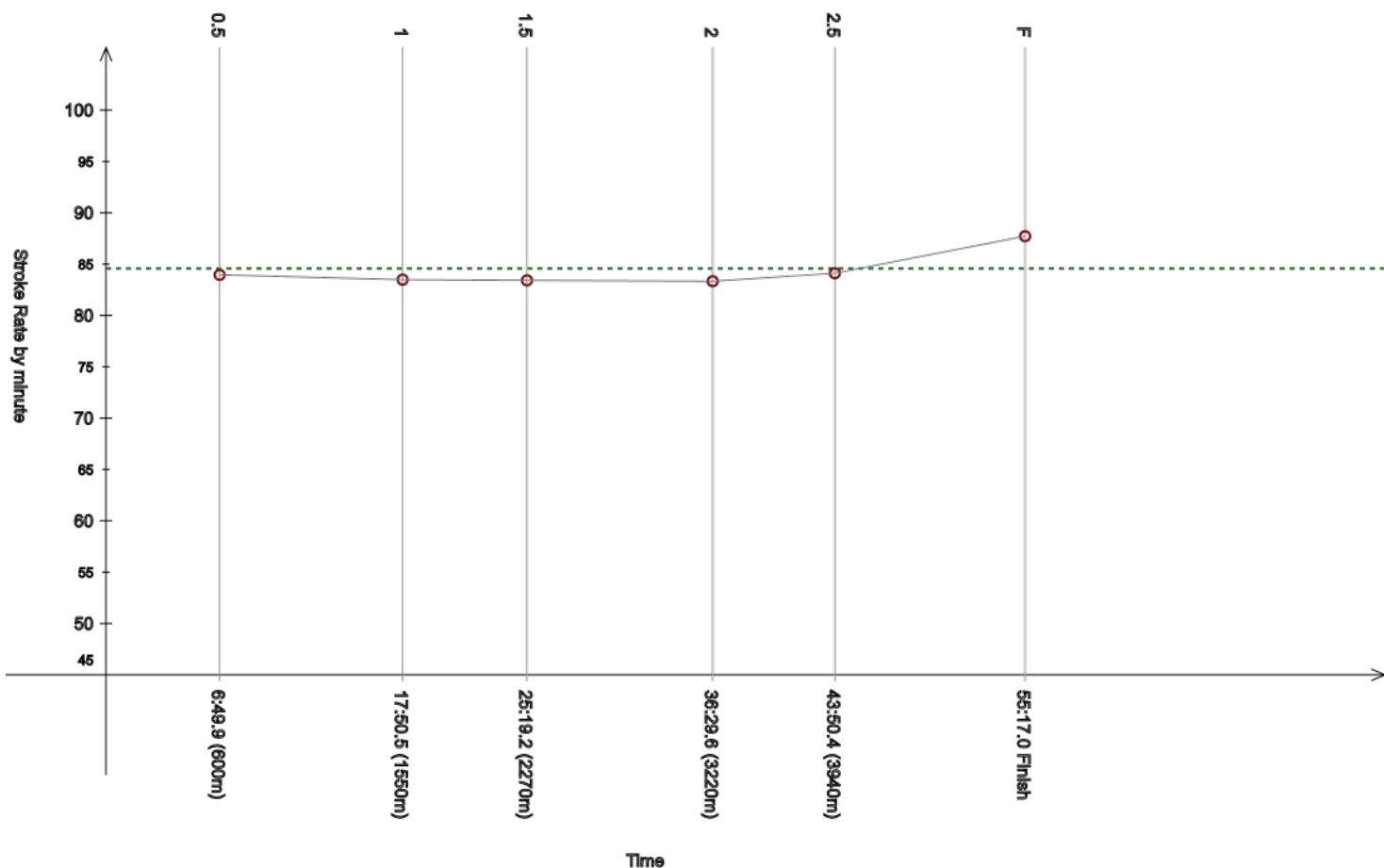
Official Timekeeping by OMEGA

Event 104
7 FEB 2024 - 13:00

Men's 5km

Race Analysis

Rank	Bib	Name				NAT Code				Finish Time	Gap					
44	144	THORLEY William Yan				HKG				55:17.0	+3:47.7					
Lap	Time	Rank	Gap	SPM	Lap	Time	Rank	Gap	SPM	Lap	Time	Rank	Gap	SPM	SPM	STC
0.5	6:49.9	(48)	+26.2	84.0	1	17:50.5	(=51)	++	83.5	1.5	25:19.2	(51)	++	83.4		
						11:00.6					7:28.7				84.6	4668
2	36:29.6	(51)	++	83.3	2.5	43:50.4	(48)	++	84.1	F	55:17.0	(44)	++	87.7		
	11:10.4					7:20.8					11:26.6					



Legend:			
---	Stroke Rate Average	+	Gap or time behind
++	One minute or more behind in split time	F	Finish
SPM	Average strokes per minute	STC	Total strokes

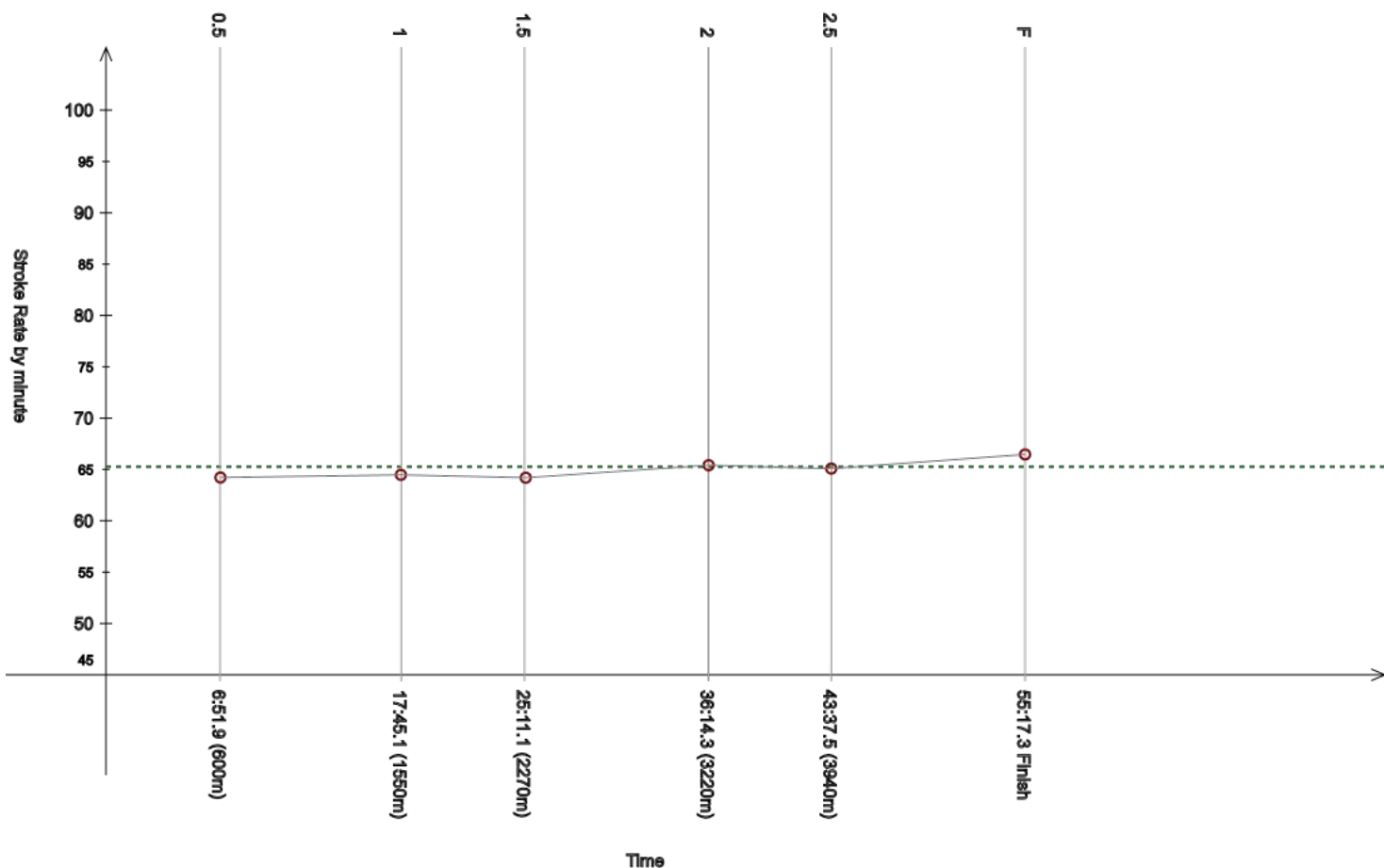
Official Timekeeping by OMEGA

Event 104
7 FEB 2024 - 13:00

Men's 5km

Race Analysis

Rank	Bib	Name	NAT Code			Finish Time			Gap							
45	166	PRAWIRA Aflah Fadlan	INA			55:17.3			+3:48.0							
Lap	Time	Rank	Gap	SPM	Lap	Time	Rank	Gap	SPM	Lap	Time	Rank	Gap	SPM	SPM	STC
0.5	6:51.9	(51)	+28.2	64.2	1	17:45.1	(50)	++	64.5	1.5	25:11.1	(41)	++	64.2		
						10:53.2					7:26.0				65.3	3602
2	36:14.3	(40)	++	65.4	2.5	43:37.5	(38)	++	65.1	F	55:17.3	(45)	++	66.5		
	11:03.2					7:23.2					11:39.8					



Legend:			
---	Stroke Rate Average	+	Gap or time behind
++	One minute or more behind in split time	F	Finish
SPM	Average strokes per minute	STC	Total strokes

Official Timekeeping by OMEGA

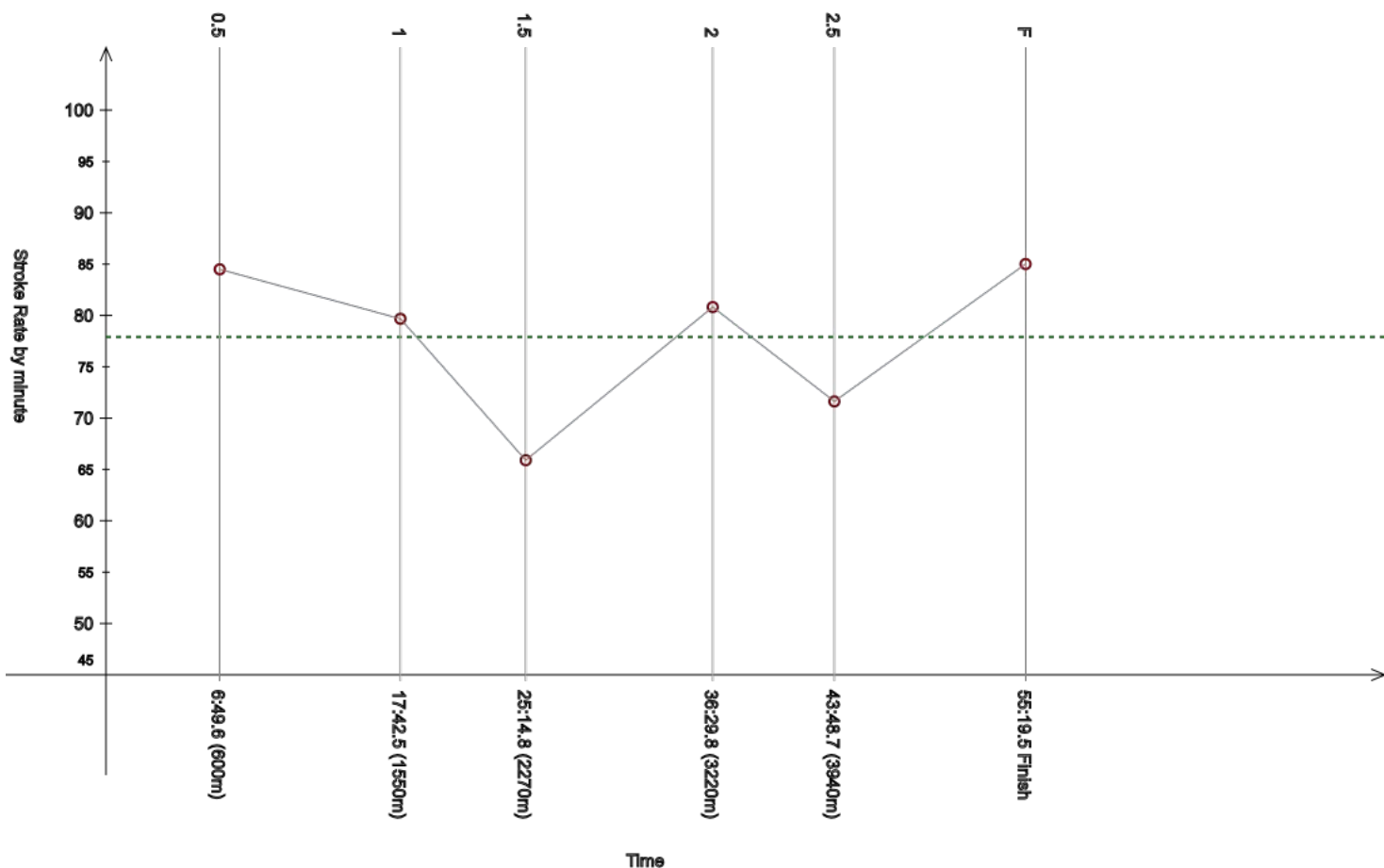
Event 104
7 FEB 2024 - 13:00

Men's 5km

Race Analysis

Rank	Bib	Name	NAT Code	Finish Time	Gap
46	175	BRUNO Jamarr Andre	PUR	55:19.5	+3:50.2

Lap	Time	Rank	Gap	SPM	Lap	Time	Rank	Gap	SPM	Lap	Time	Rank	Gap	SPM	SPM	STC
0.5	6:49.6	(46)	+25.9	84.5	1	17:42.5	(46)	++	79.7	1.5	25:14.8	(47)	++	65.9		
						10:52.9					7:32.3				77.9	4361
2	36:29.8	(52)	++	80.8	2.5	43:48.7	(46)	++	71.6	F	55:19.5	(46)	++	85.0		
	11:15.0					7:18.9					11:30.8					



Legend:			
---	Stroke Rate Average	+	Gap or time behind
++	One minute or more behind in split time	F	Finish
SPM	Average strokes per minute	STC	Total strokes

Official Timekeeping by OMEGA

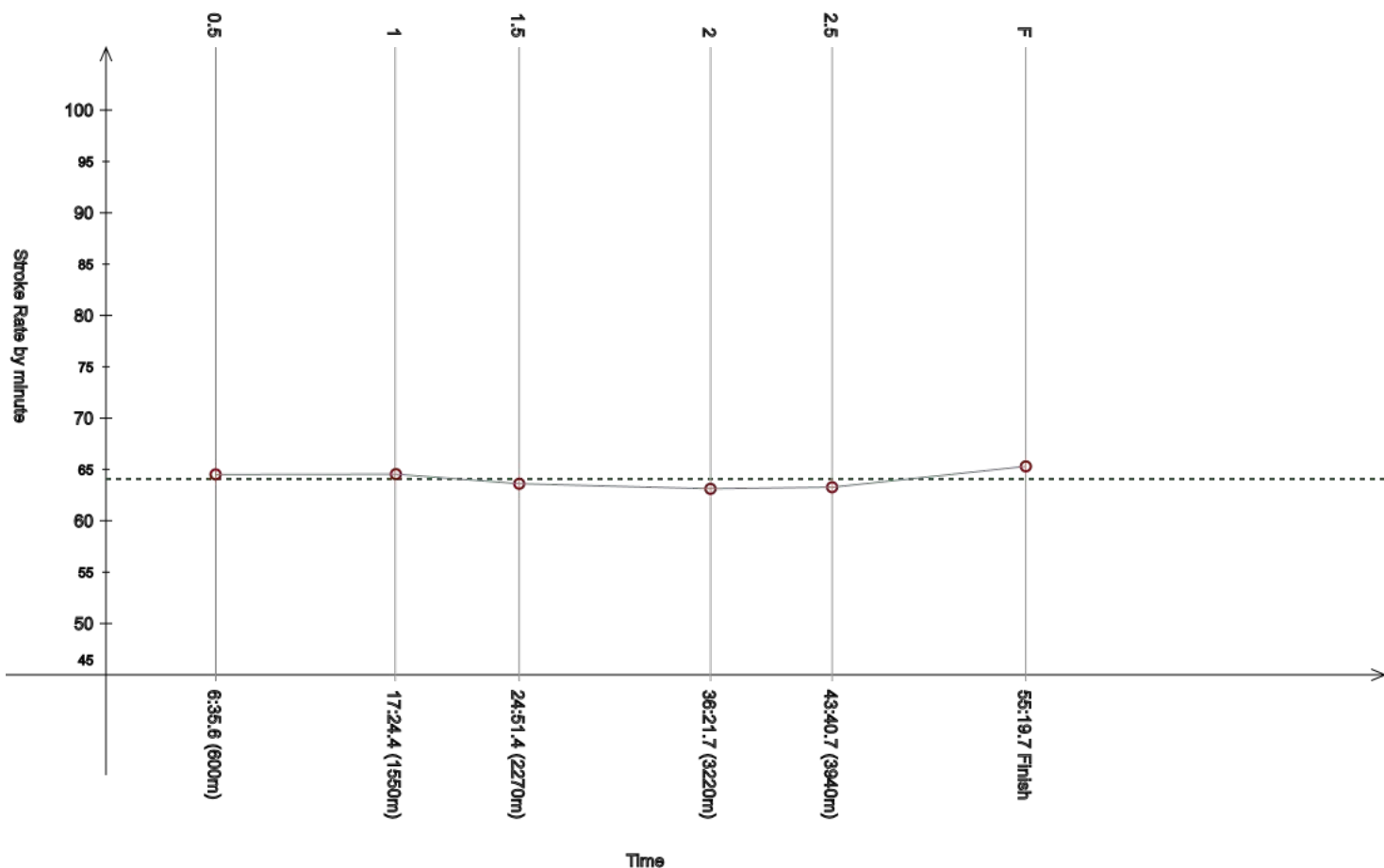
Event 104
7 FEB 2024 - 13:00

Men's 5km

Race Analysis

Rank	Bib	Name	NAT Code	Finish Time	Gap
47	120	ALBERTYN Connor	RSA	55:19.7	+3:50.4

Lap	Time	Rank	Gap	SPM	Lap	Time	Rank	Gap	SPM	Lap	Time	Rank	Gap	SPM	SPM	STC
0.5	6:35.6	(22)	+11.9	64.5	1	17:24.4	(39)	+47.1	64.5	1.5	24:51.4	(38)	++	63.6		
						10:48.8					7:27.0				64.1	3560
2	36:21.7	(44)	++	63.1	2.5	43:40.7	(39)	++	63.3	F	55:19.7	(47)	++	65.3		
	11:30.3					7:19.0					11:39.0					



Legend:	
---	Stroke Rate Average
++	One minute or more behind in split time
SPM	Average strokes per minute
+	Gap or time behind
F	Finish
STC	Total strokes

Official Timekeeping by OMEGA

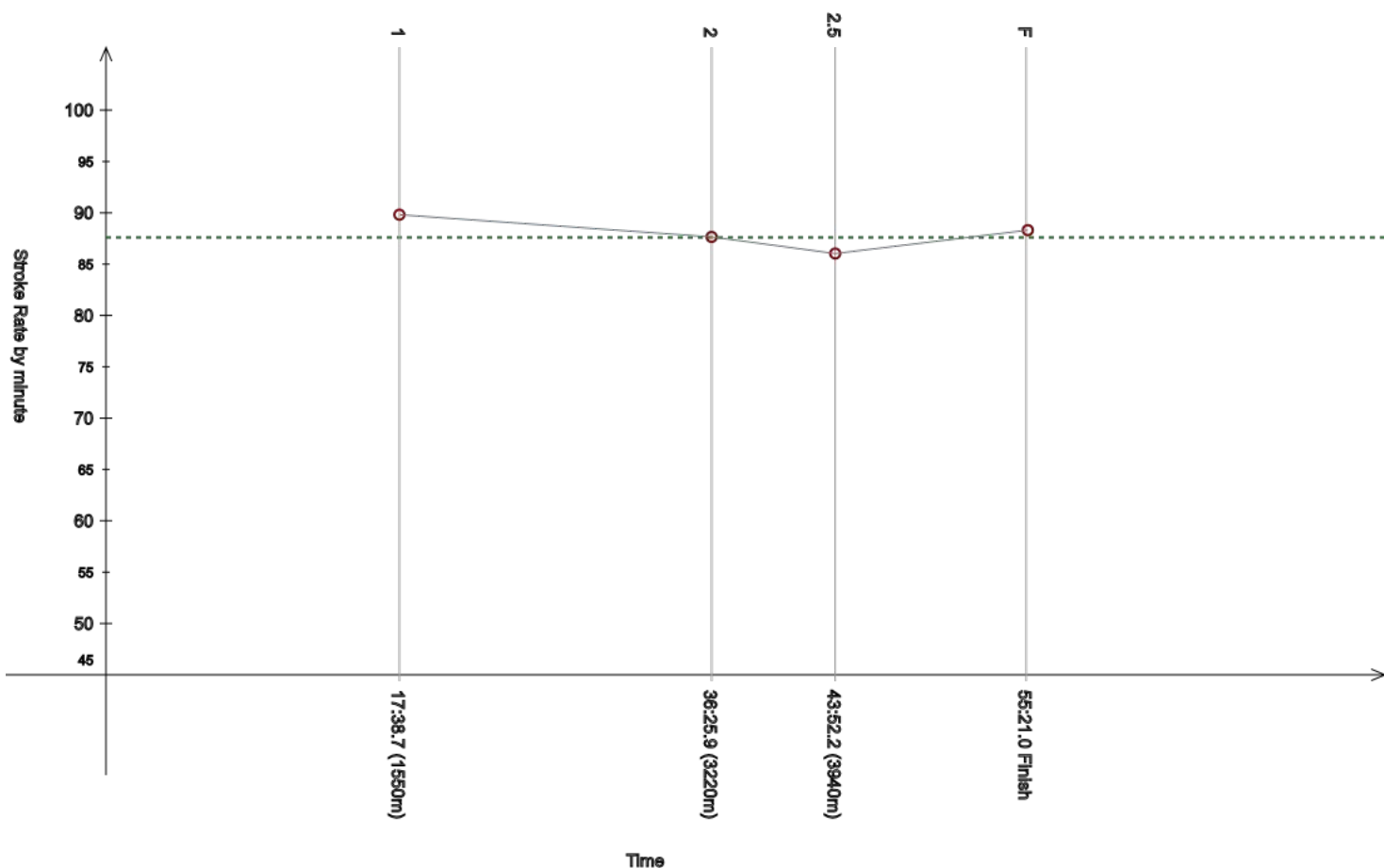
Event 104
7 FEB 2024 - 13:00

Men's 5km

Race Analysis

Rank	Bib	Name	NAT Code	Finish Time	Gap
48	136	YWANAGA PAPI Adrian Gustavo	PER	55:21.0	+3:51.7

Lap	Time	Rank	Gap	SPM	Lap	Time	Rank	Gap	SPM	Lap	Time	Rank	Gap	SPM	SPM	STC
0.5	-	-	-	-	1	17:38.7	(41)	++	89.8	1.5	-	-	-	-	-	-
															87.6	4928
2	36:25.9	(48)	++	87.7	2.5	43:52.2	(49)	++	86.0	F	55:21.0	(48)	++	88.3		
						7:26.3					11:28.8					



Legend:			
-	Information not available	----	Stroke Rate Average
+	Gap or time behind	++	One minute or more behind in split time
F	Finish	SPM	Average strokes per minute
STC	Total strokes		

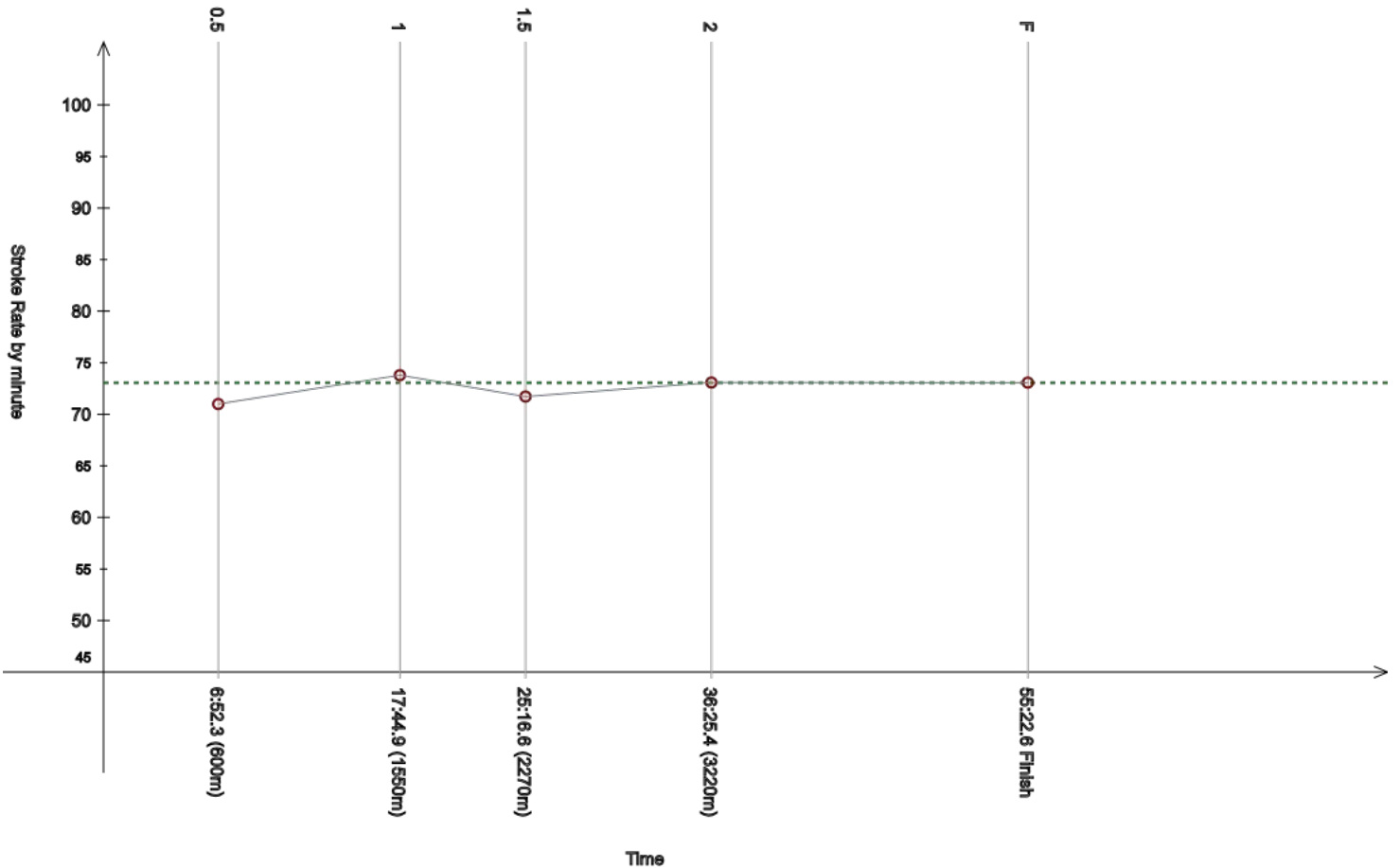
Official Timekeeping by OMEGA

Event 104
7 FEB 2024 - 13:00

Men's 5km

Race Analysis

Rank	Bib	Name	NAT Code					Finish Time	Gap							
49	146	GUTIERREZ Santiago	MEX					55:22.6	+3:53.3							
Lap	Time	Rank	Gap	SPM	Lap	Time	Rank	Gap	SPM	Lap	Time	Rank	Gap	SPM	SPM	STC
0.5	6:52.3	(52)	+28.6	71.0	1	17:44.9	(49)	++	73.8	1.5	25:16.6	(48)	++	71.7		
						10:52.6					7:31.7				73.1	4042
2	36:25.4	(47)	++	73.1	2.5	-	-	-	-	F	55:22.6	(49)	++	73.1		
	11:08.8					-	-	-	-		-					



Legend:			
-	Information not available	----	Stroke Rate Average
+	Gap or time behind	++	One minute or more behind in split time
F	Finish	SPM	Average strokes per minute
STC	Total strokes		

Official Timekeeping by OMEGA

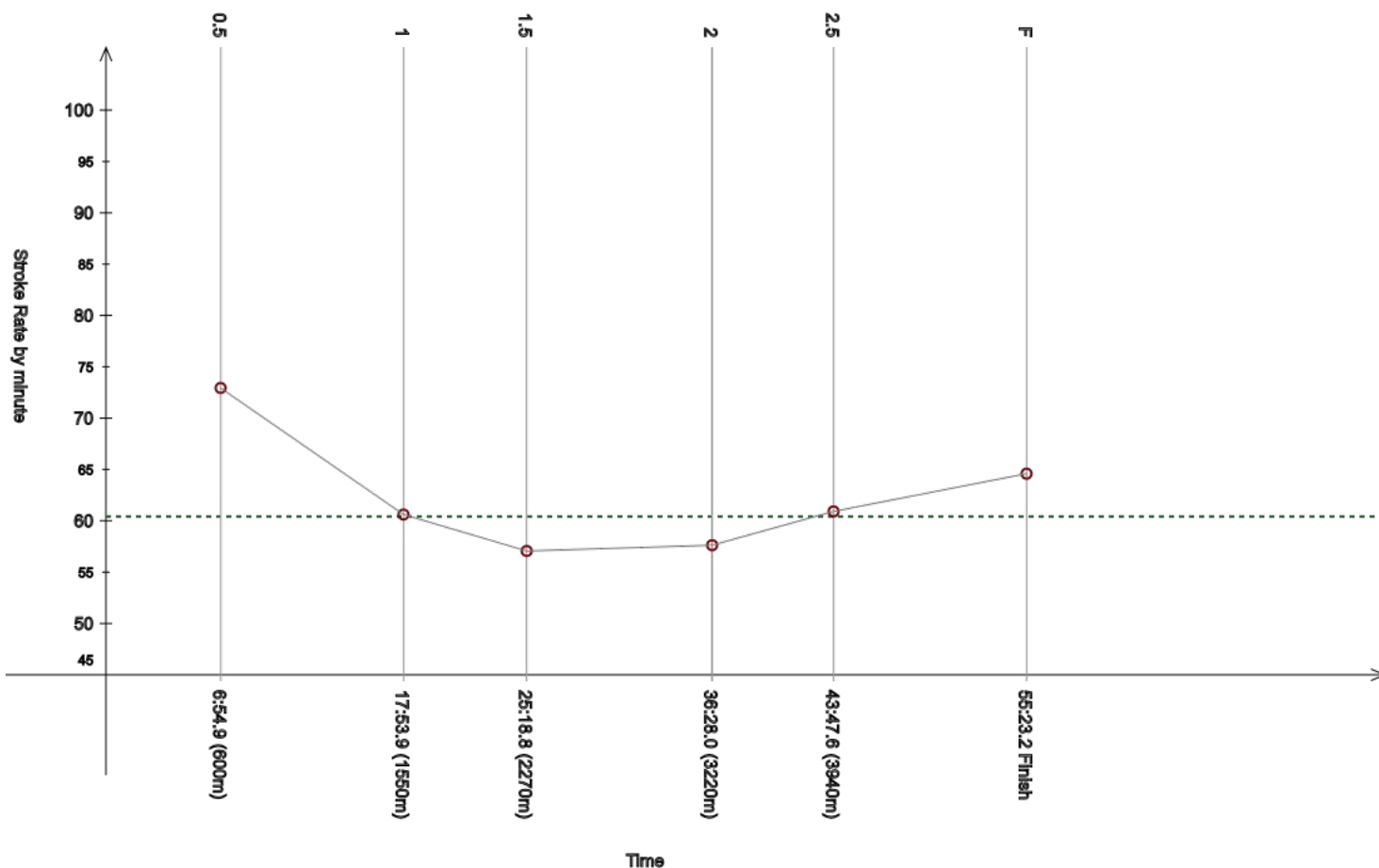
Event 104
7 FEB 2024 - 13:00

Men's 5km

Race Analysis

Rank	Bib	Name	NAT Code			Finish Time	Gap
50	150	BALABEK Galymzhan	KAZ			55:23.2	+3:53.9

Lap	Time	Rank	Gap	SPM	Lap	Time	Rank	Gap	SPM	Lap	Time	Rank	Gap	SPM	SPM	STC
0.5	6:54.9	(55)	+31.2	72.9	1	17:53.9	(53)	++	60.6	1.5	25:18.8	(50)	++	57.1		
						10:59.0					7:24.9				60.4	3430
2	36:28.0	(50)	++	57.6	2.5	43:47.6	(45)	++	60.9	F	55:23.2	(50)	++	64.6		
	11:09.2					7:19.6					11:35.6					



Legend:			
---	Stroke Rate Average	+	Gap or time behind
++	One minute or more behind in split time	F	Finish
SPM	Average strokes per minute	STC	Total strokes

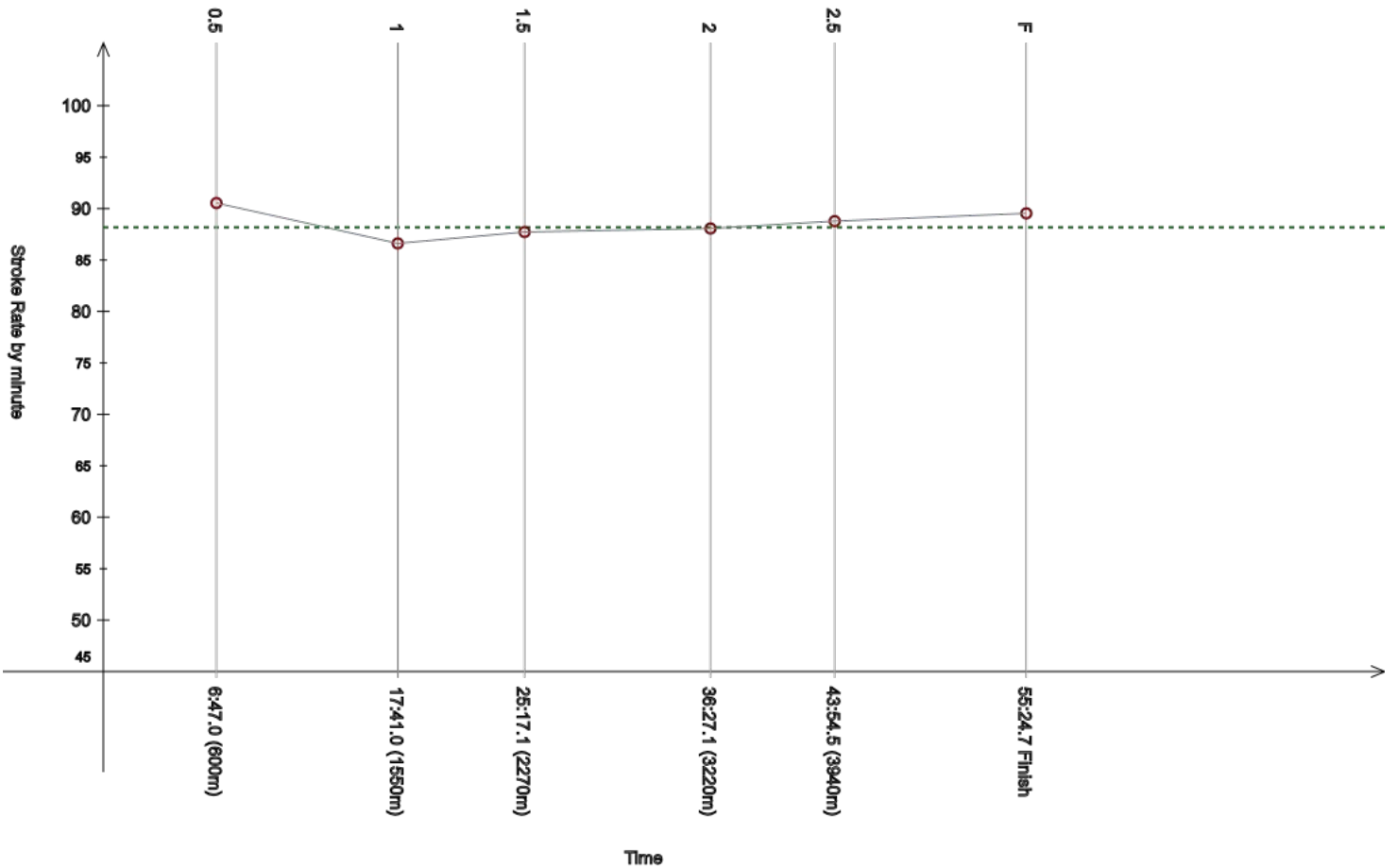
Official Timekeeping by OMEGA

Event 104
7 FEB 2024 - 13:00

Men's 5km

Race Analysis

Rank	Bib	Name	NAT Code			Finish Time			Gap							
51	157	PACCOT Maximiliano	URU			55:24.7			+3:55.4							
Lap	Time	Rank	Gap	SPM	Lap	Time	Rank	Gap	SPM	Lap	Time	Rank	Gap	SPM	SPM	STC
0.5	6:47.0	(39)	+23.3	90.5	1	17:41.0	(44)	++	86.6	1.5	25:17.1	(49)	++	87.7		
						10:54.0					7:36.1				88.2	4910
2	36:27.1	(49)	++	88.1	2.5	43:54.5	(50)	++	88.8	F	55:24.7	(51)	++	89.5		
	11:10.0					7:27.4					11:30.2					



Legend:			
---	Stroke Rate Average	+	Gap or time behind
++	One minute or more behind in split time	F	Finish
SPM	Average strokes per minute	STC	Total strokes

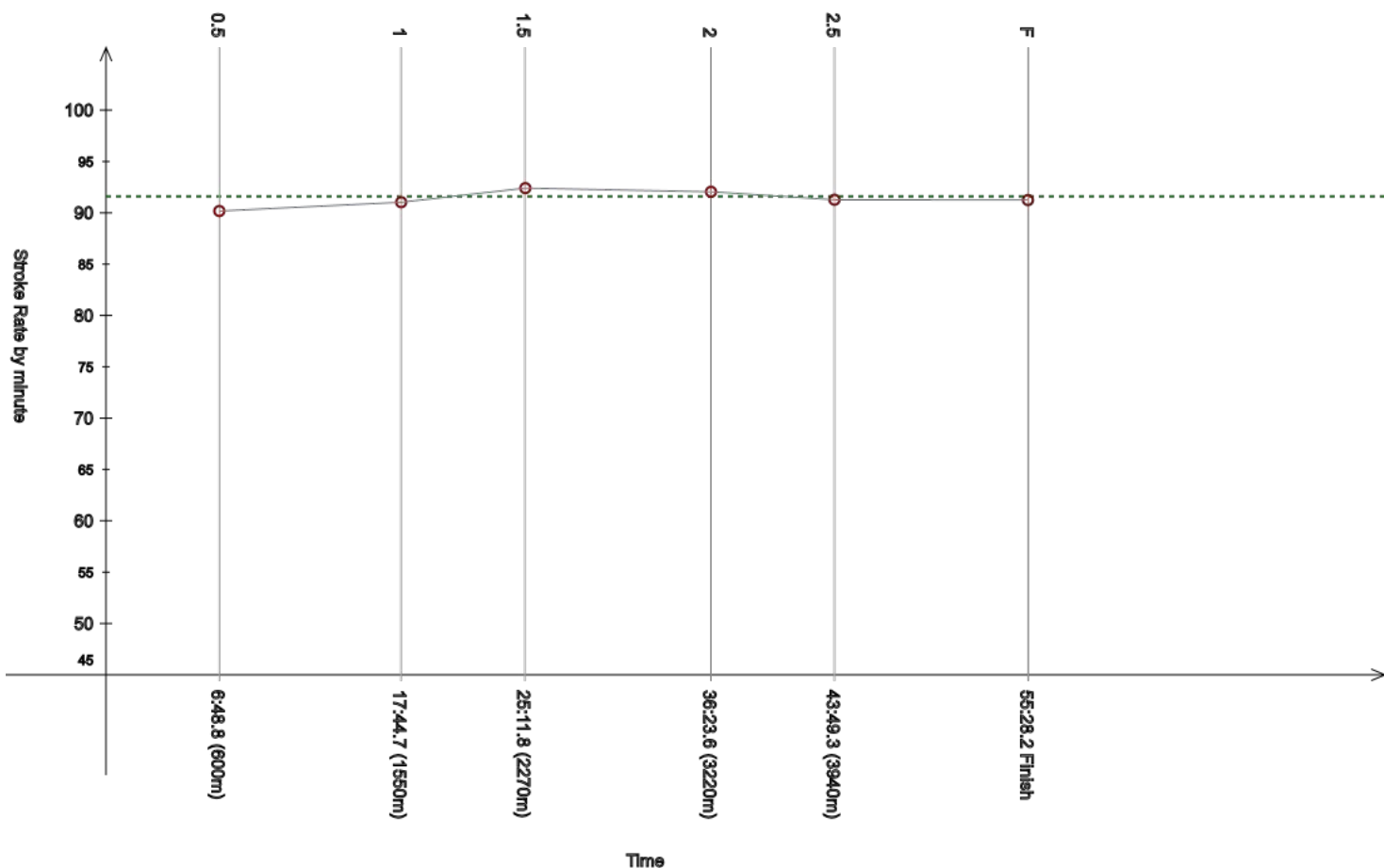
Official Timekeeping by OMEGA

Event 104
7 FEB 2024 - 13:00

Men's 5km

Race Analysis

Rank	Bib	Name	NAT Code			Finish Time			Gap							
52	168	VERA Diego	VEN			55:28.2			+3:58.9							
Lap	Time	Rank	Gap	SPM	Lap	Time	Rank	Gap	SPM	Lap	Time	Rank	Gap	SPM	SPM	STC
0.5	6:48.8	(44)	+25.1	90.2	1	17:44.7	(48)	++	91.0	1.5	25:11.8	(44)	++	92.4		
						10:55.9					7:27.1				91.6	5087
2	36:23.6	(46)	++	92.0	2.5	43:49.3	(47)	++	91.3	F	55:28.2	(52)	++	91.2		
	11:11.8					7:25.7					11:38.9					



Legend:			
---	Stroke Rate Average	+	Gap or time behind
++	One minute or more behind in split time	F	Finish
SPM	Average strokes per minute	STC	Total strokes

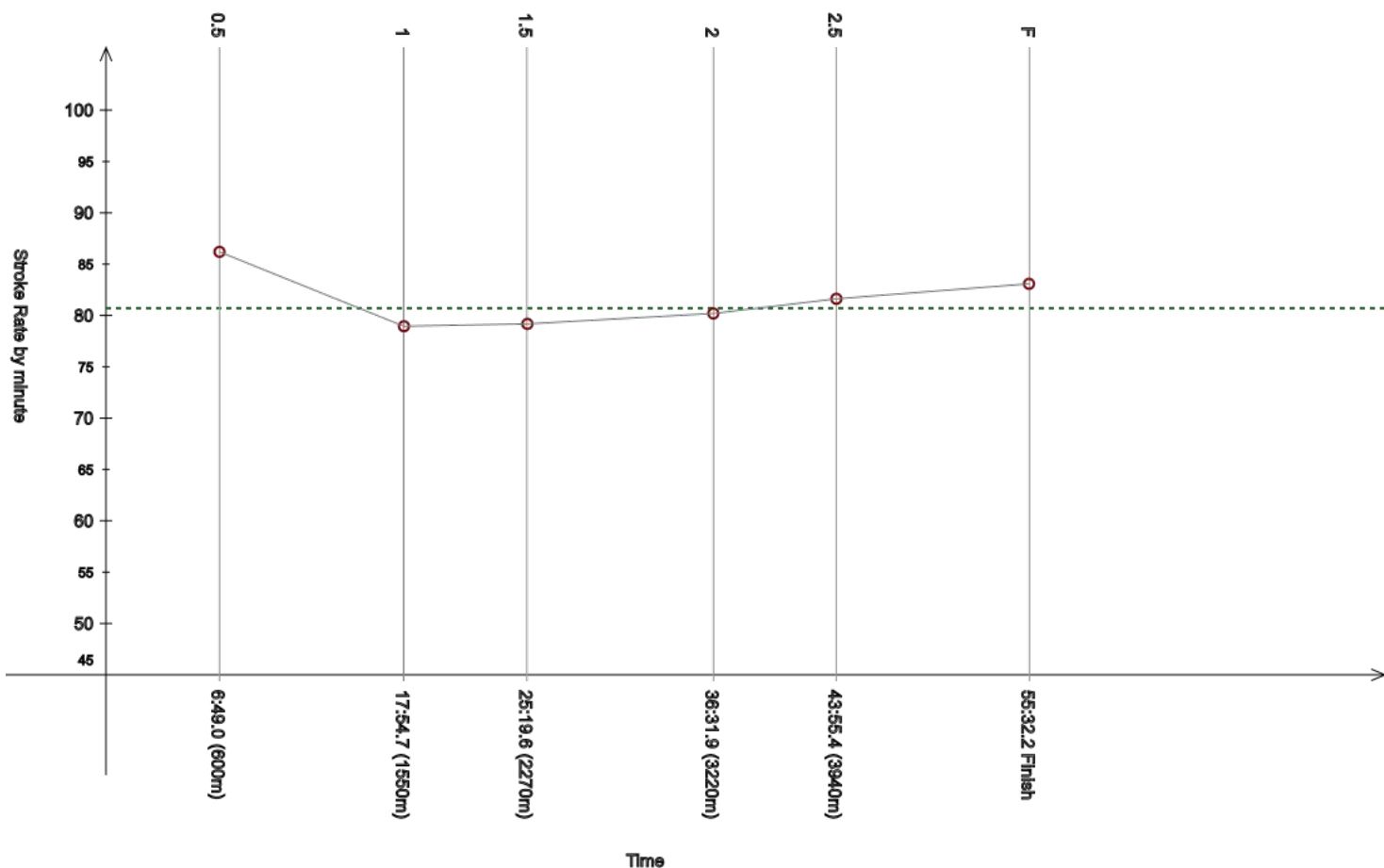
Official Timekeeping by OMEGA

Event 104
7 FEB 2024 - 13:00

Men's 5km

Race Analysis

Rank	Bib	Name	NAT Code			Finish Time			Gap							
53	142	ROJAS Jeison	CRC			55:32.2			+4:02.9							
Lap	Time	Rank	Gap	SPM	Lap	Time	Rank	Gap	SPM	Lap	Time	Rank	Gap	SPM	SPM	STC
0.5	6:49.0	(45)	+25.3	86.2	1	17:54.7	(54)	++	79.0	1.5	25:19.6	(52)	++	79.2		
						11:05.7					7:24.9				80.7	4537
2	36:31.9	(53)	++	80.2	2.5	43:55.4	(51)	++	81.6	F	55:32.2	(53)	++	83.1		
	11:12.3					7:23.5					11:36.8					



Legend:			
---	Stroke Rate Average	+	Gap or time behind
++	One minute or more behind in split time	F	Finish
SPM	Average strokes per minute	STC	Total strokes

Official Timekeeping by OMEGA

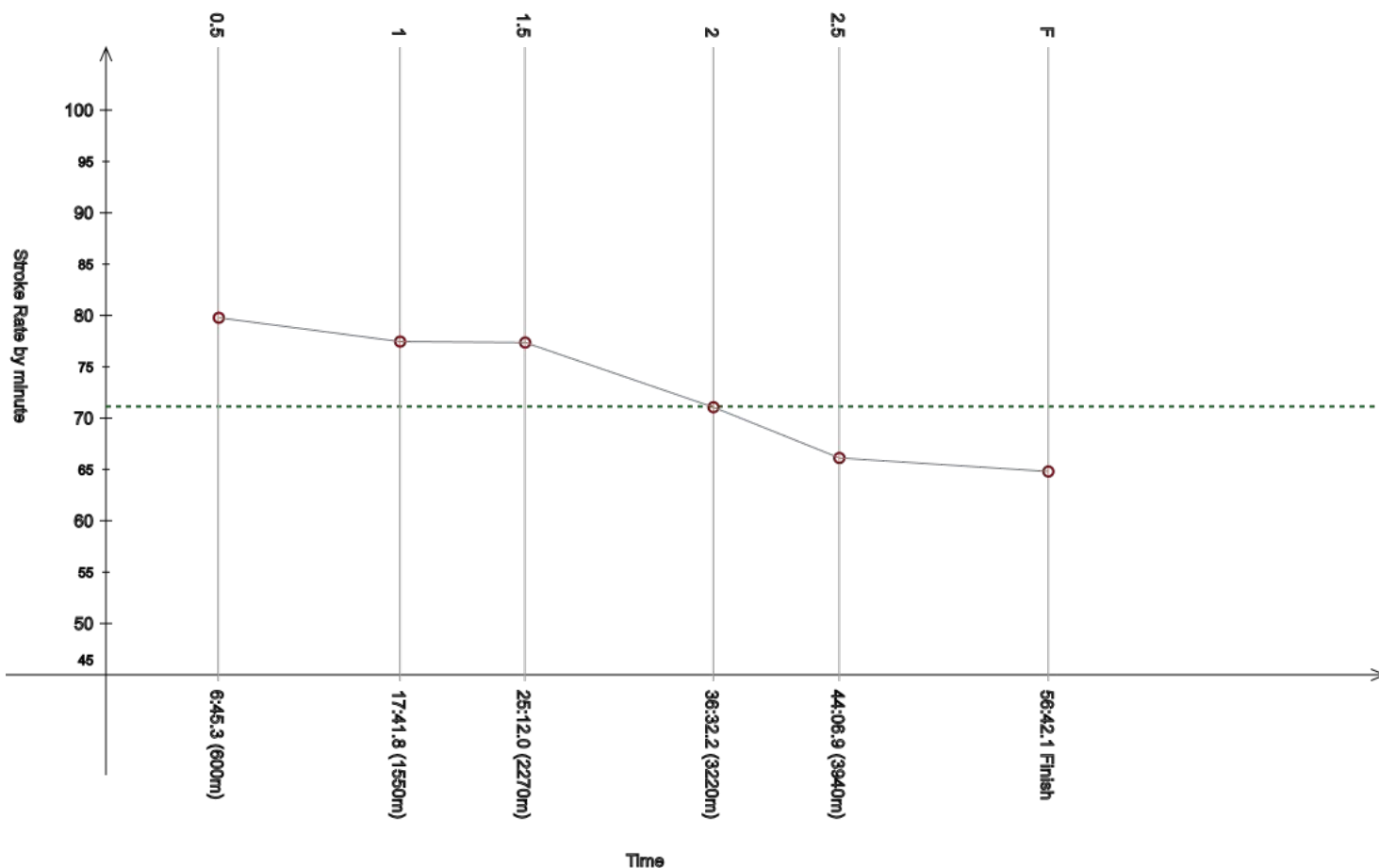
Event 104
7 FEB 2024 - 13:00

Men's 5km

Race Analysis

Rank	Bib	Name	NAT Code	Finish Time	Gap
54	126	BAYO Christian B	PUR	56:42.1	+5:12.8

Lap	Time	Rank	Gap	SPM	Lap	Time	Rank	Gap	SPM	Lap	Time	Rank	Gap	SPM	SPM	STC
0.5	6:45.3	(=33)	+21.6	79.8	1	17:41.8	(45)	++	77.5	1.5	25:12.0	(45)	++	77.4		
						10:56.5					7:30.2				71.1	4113
2	36:32.2	(54)	++	71.1	2.5	44:06.9	(52)	++	66.1	F	56:42.1	(54)	++	64.8		
	11:20.2					7:34.7					12:35.2					



Legend:	
---	Stroke Rate Average
++	One minute or more behind in split time
SPM	Average strokes per minute
+	Gap or time behind
F	Finish
STC	Total strokes

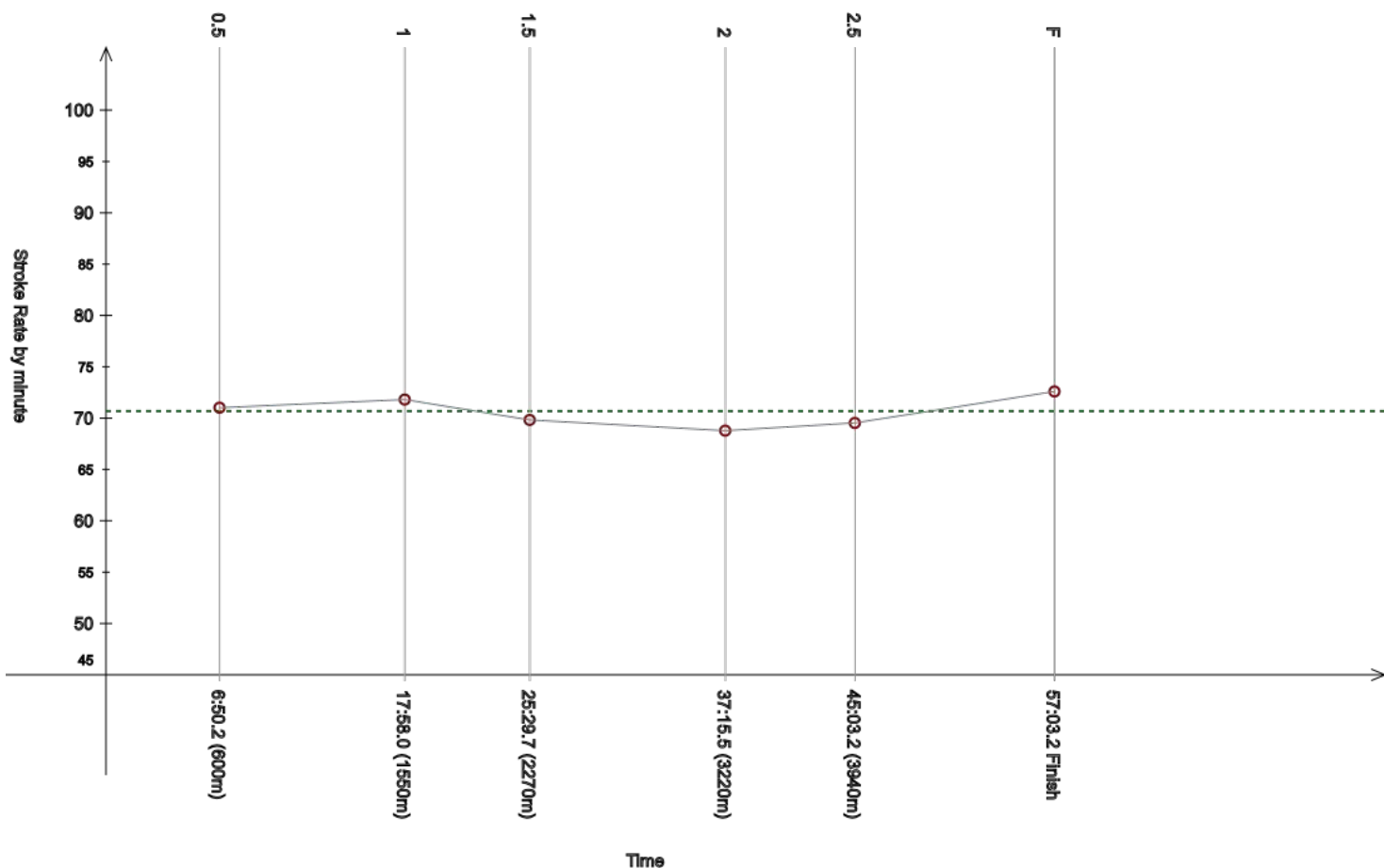
Official Timekeeping by OMEGA

Event 104
7 FEB 2024 - 13:00

Men's 5km

Race Analysis

Rank	Bib	Name				NAT Code				Finish Time	Gap					
55	115	EL FALLAKI Ilias				MAR				57:03.2	+5:33.9					
Lap	Time	Rank	Gap	SPM	Lap	Time	Rank	Gap	SPM	Lap	Time	Rank	Gap	SPM	SPM	STC
0.5	6:50.2	(49)	+26.5	71.0	1	17:58.0	(58)	++	71.8	1.5	25:29.7	(53)	++	69.8		
						11:07.8					7:31.7				70.7	4065
2	37:15.5	(55)	++	68.8	2.5	45:03.2	(53)	++	69.5	F	57:03.2	(55)	++	72.6		
	11:45.8					7:47.7					12:00.0					



Legend:			
---	Stroke Rate Average	+	Gap or time behind
++	One minute or more behind in split time	F	Finish
SPM	Average strokes per minute	STC	Total strokes

Official Timekeeping by OMEGA

Event 104

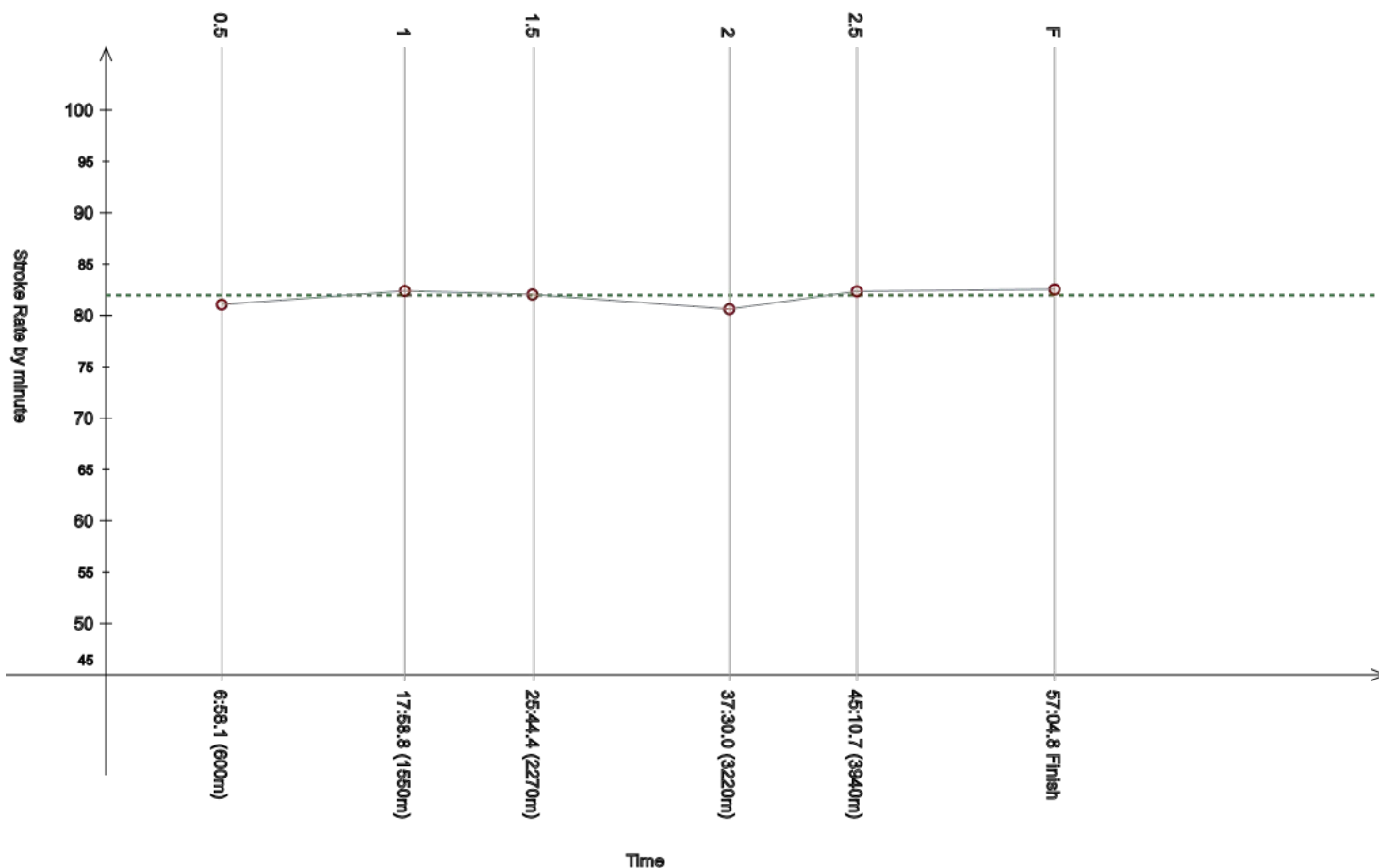
7 FEB 2024 - 13:00

Men's 5km

Race Analysis

Rank	Bib	Name	NAT Code	Finish Time	Gap
56	162	SIN Chin Ting Keith	HKG	57:04.8	+5:35.5

Lap	Time	Rank	Gap	SPM	Lap	Time	Rank	Gap	SPM	Lap	Time	Rank	Gap	SPM	SPM	STC
0.5	6:58.1	(59)	+34.4	81.1	1	17:58.8	(61)	++	82.4	1.5	25:44.4	(60)	++	82.0		
						11:00.7					7:45.6				82.0	4684
2	37:30.0	(61)	++	80.6	2.5	45:10.7	(55)	++	82.4	F	57:04.8	(56)	++	82.5		
	11:45.6					7:40.7					11:54.1					



Legend:			
----	Stroke Rate Average	+	Gap or time behind
++	One minute or more behind in split time	F	Finish
SPM	Average strokes per minute	STC	Total strokes

Official Timekeeping by OMEGA

Event 104

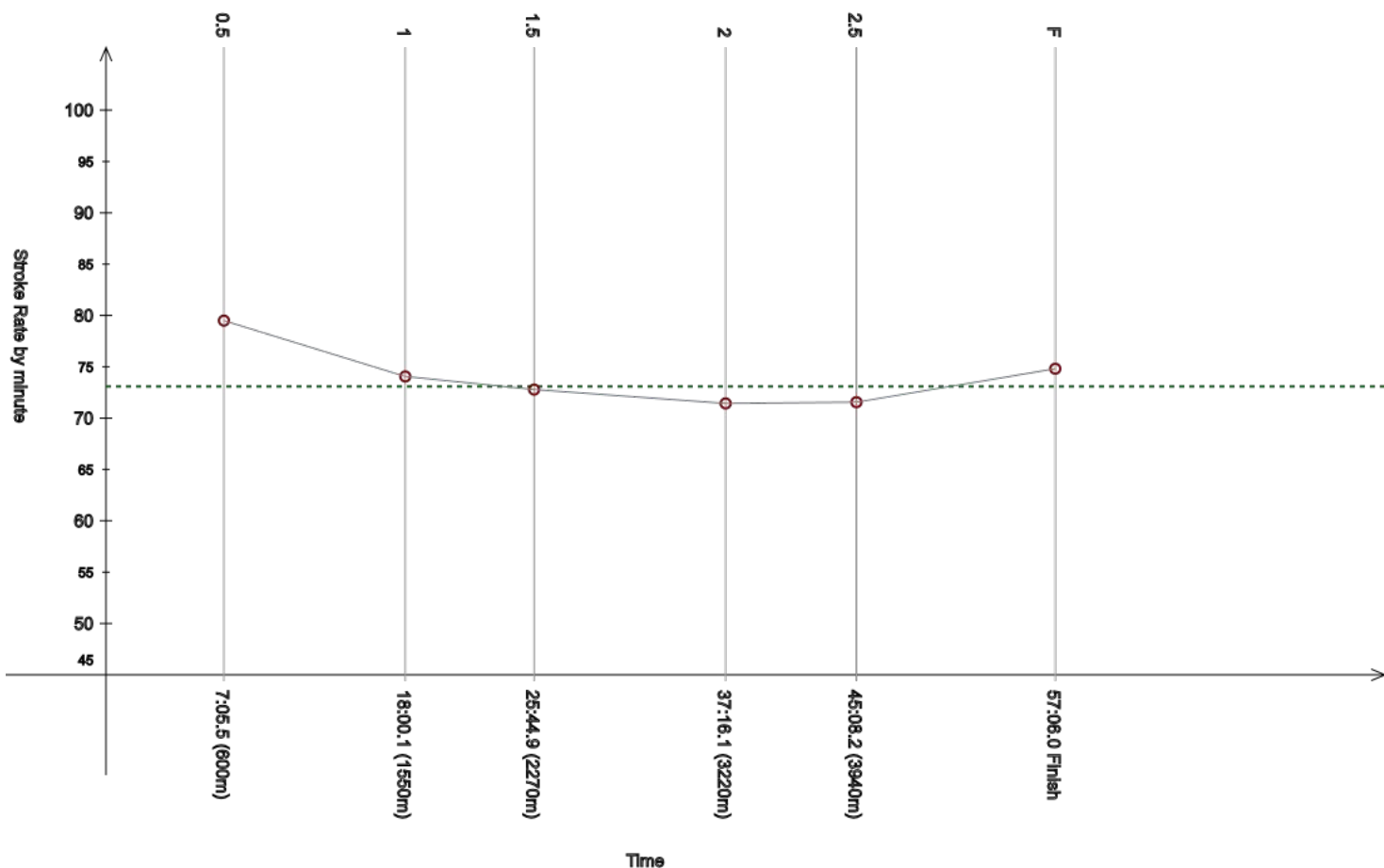
Men's 5km

7 FEB 2024 - 13:00

Race Analysis

Rank	Bib	Name	NAT Code	Finish Time	Gap
57	174	URBAN Richard	SVK	57:06.0	+5:36.7

Lap	Time	Rank	Gap	SPM	Lap	Time	Rank	Gap	SPM	Lap	Time	Rank	Gap	SPM	SPM	STC
0.5	7:05.5	(65)	+41.8	79.5	1	18:00.1	(64)	++	74.1	1.5	25:44.9	(61)	++	72.8		
						10:54.6					7:44.8				73.1	4206
2	37:16.1	(56)	++	71.4	2.5	45:08.2	(54)	++	71.6	F	57:06.0	(57)	++	74.8		
	11:31.2					7:52.1					11:57.8					



Legend:			
---	Stroke Rate Average	+	Gap or time behind
++	One minute or more behind in split time	F	Finish
SPM	Average strokes per minute	STC	Total strokes

Official Timekeeping by OMEGA

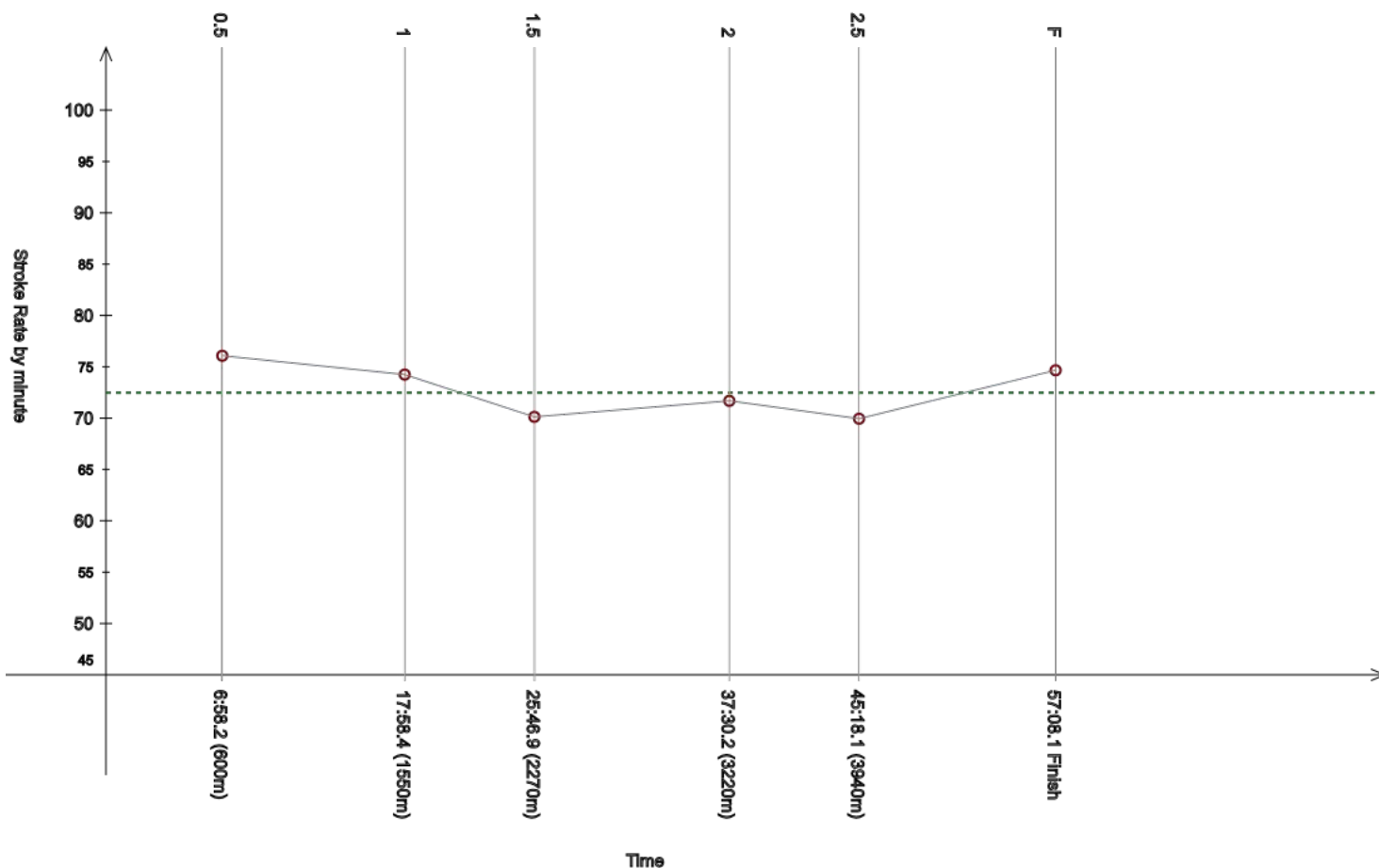
Event 104
7 FEB 2024 - 13:00

Men's 5km

Race Analysis

Rank	Bib	Name	NAT Code			Finish Time	Gap
58	143	DRUENNE Theo	MON			57:08.1	+5:38.8

Lap	Time	Rank	Gap	SPM	Lap	Time	Rank	Gap	SPM	Lap	Time	Rank	Gap	SPM	SPM	STC
0.5	6:58.2	(60)	+34.5	76.1	1	17:58.4	(60)	++	74.2	1.5	25:46.9	(63)	++	70.1		
						11:00.2					7:48.5				72.5	4185
2	37:30.2	(62)	++	71.7	2.5	45:18.1	(57)	++	69.9	F	57:08.1	(58)	++	74.7		
	11:43.3					7:47.9					11:50.0					



Legend:			
---	Stroke Rate Average	+	Gap or time behind
++	One minute or more behind in split time	F	Finish
SPM	Average strokes per minute	STC	Total strokes

Official Timekeeping by OMEGA

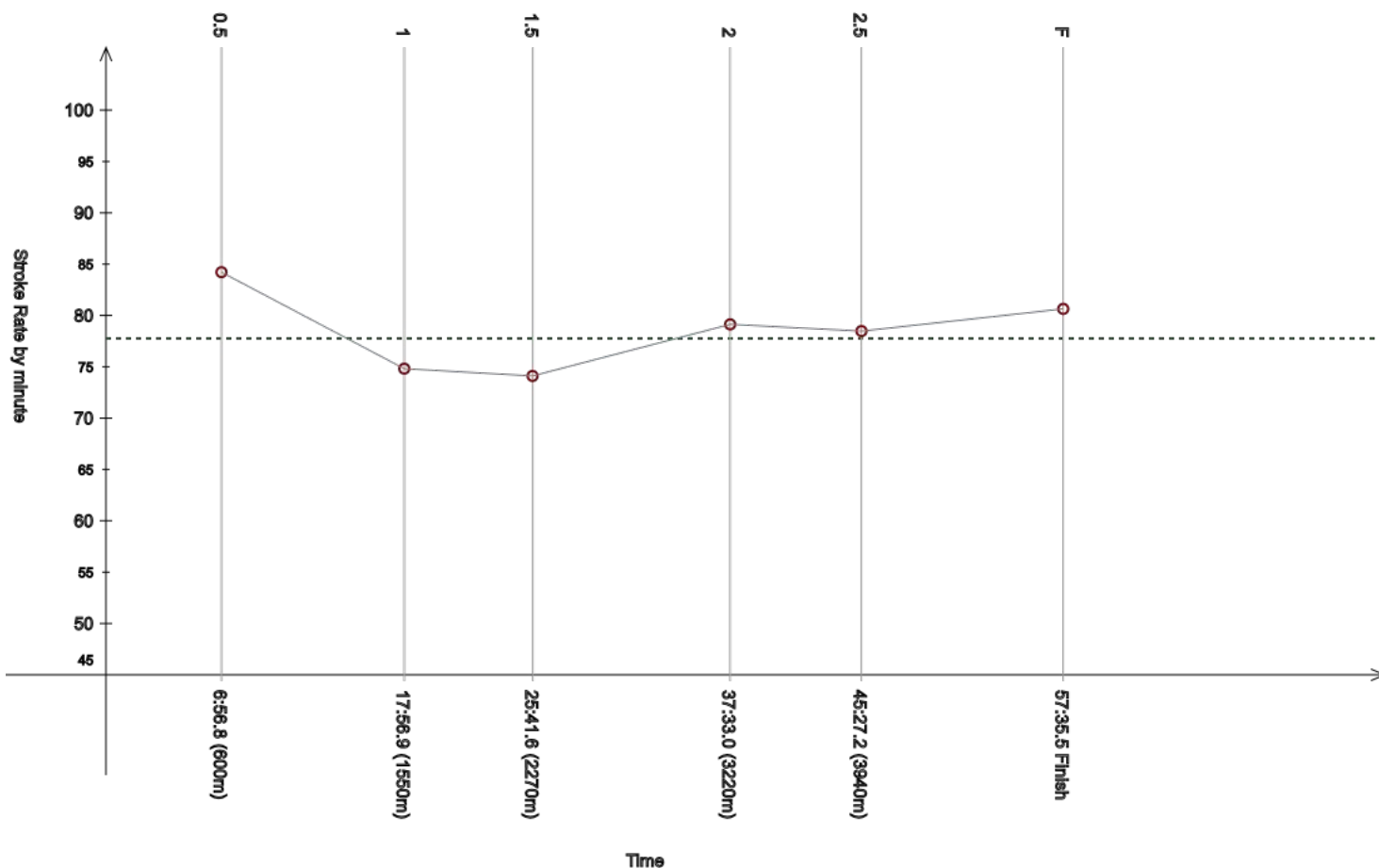
Event 104
7 FEB 2024 - 13:00

Men's 5km

Race Analysis

Rank	Bib	Name	NAT Code	Finish Time	Gap
59	110	WIJAYA Ernest Fabian	INA	57:35.5	+6:06.2

Lap	Time	Rank	Gap	SPM	Lap	Time	Rank	Gap	SPM	Lap	Time	Rank	Gap	SPM	SPM	STC
0.5	6:56.8	(57)	+33.1	84.2	1	17:56.9	(55)	++	74.8	1.5	25:41.6	(=56)	++	74.1		
						11:00.1					7:44.7				77.8	4546
2	37:33.0	(64)	++	79.1	2.5	45:27.2	(62)	++	78.5	F	57:35.5	(59)	++	80.6		
	11:51.4					7:54.2					12:08.3					



Legend:			
---	Stroke Rate Average	+	Gap or time behind
++	One minute or more behind in split time	F	Finish
SPM	Average strokes per minute	STC	Total strokes

Official Timekeeping by OMEGA

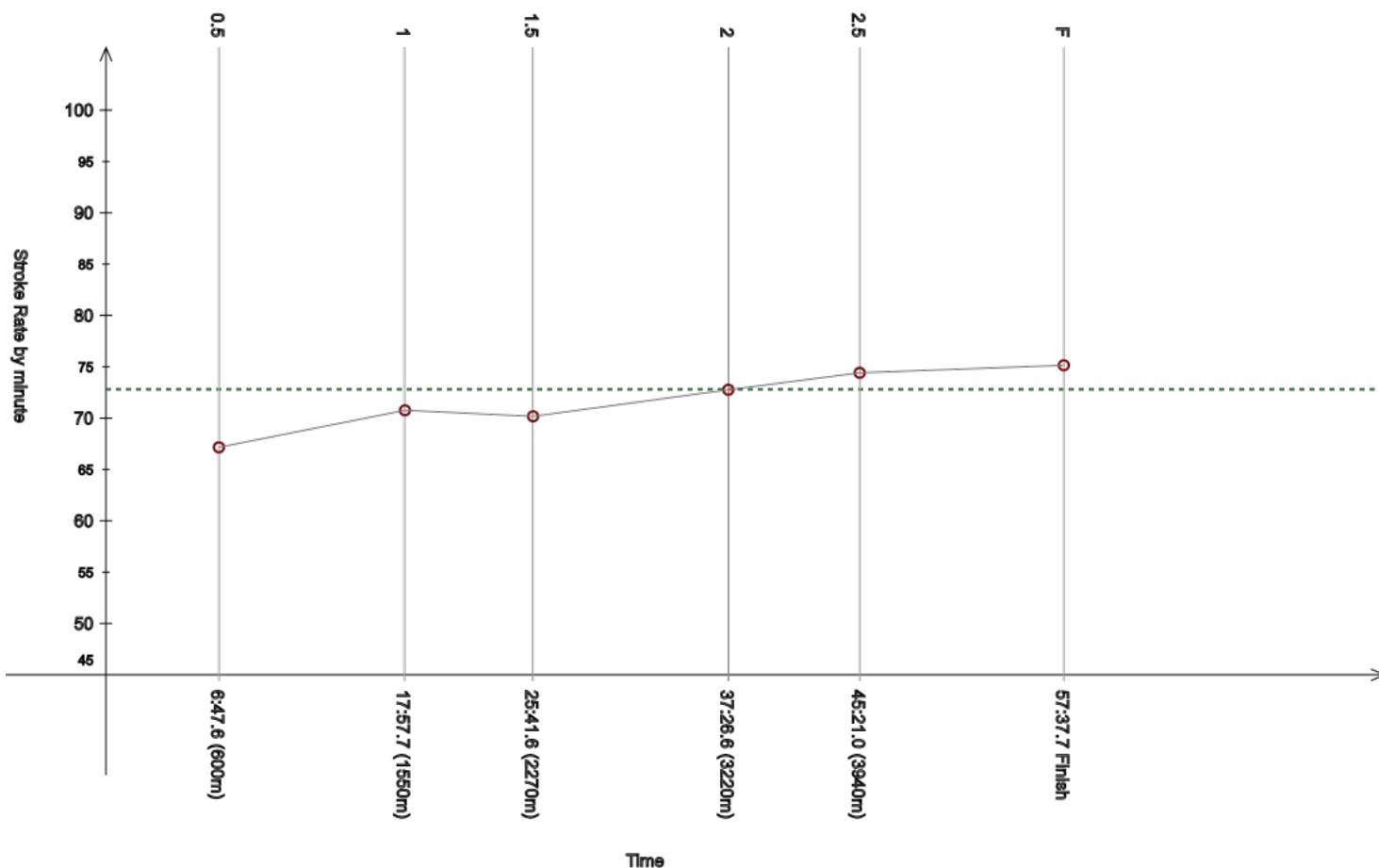
Event 104
7 FEB 2024 - 13:00

Men's 5km

Race Analysis

Rank	Bib	Name	NAT Code	Finish Time	Gap
60	151	CHO Pei-Chi	TPE	57:37.7	+6:08.4

Lap	Time	Rank	Gap	SPM	Lap	Time	Rank	Gap	SPM	Lap	Time	Rank	Gap	SPM	SPM	STC
0.5	6:47.6	(40)	+23.9	67.2	1	17:57.7	(57)	++	70.8	1.5	25:41.6	(=56)	++	70.2		
						11:10.1					7:43.9				72.8	4250
2	37:26.6	(57)	++	72.8	2.5	45:21.0	(61)	++	74.4	F	57:37.7	(60)	++	75.2		
	11:45.0					7:54.4					12:16.7					



Legend:			
---	Stroke Rate Average	+	Gap or time behind
++	One minute or more behind in split time	F	Finish
SPM	Average strokes per minute	STC	Total strokes

Official Timekeeping by OMEGA

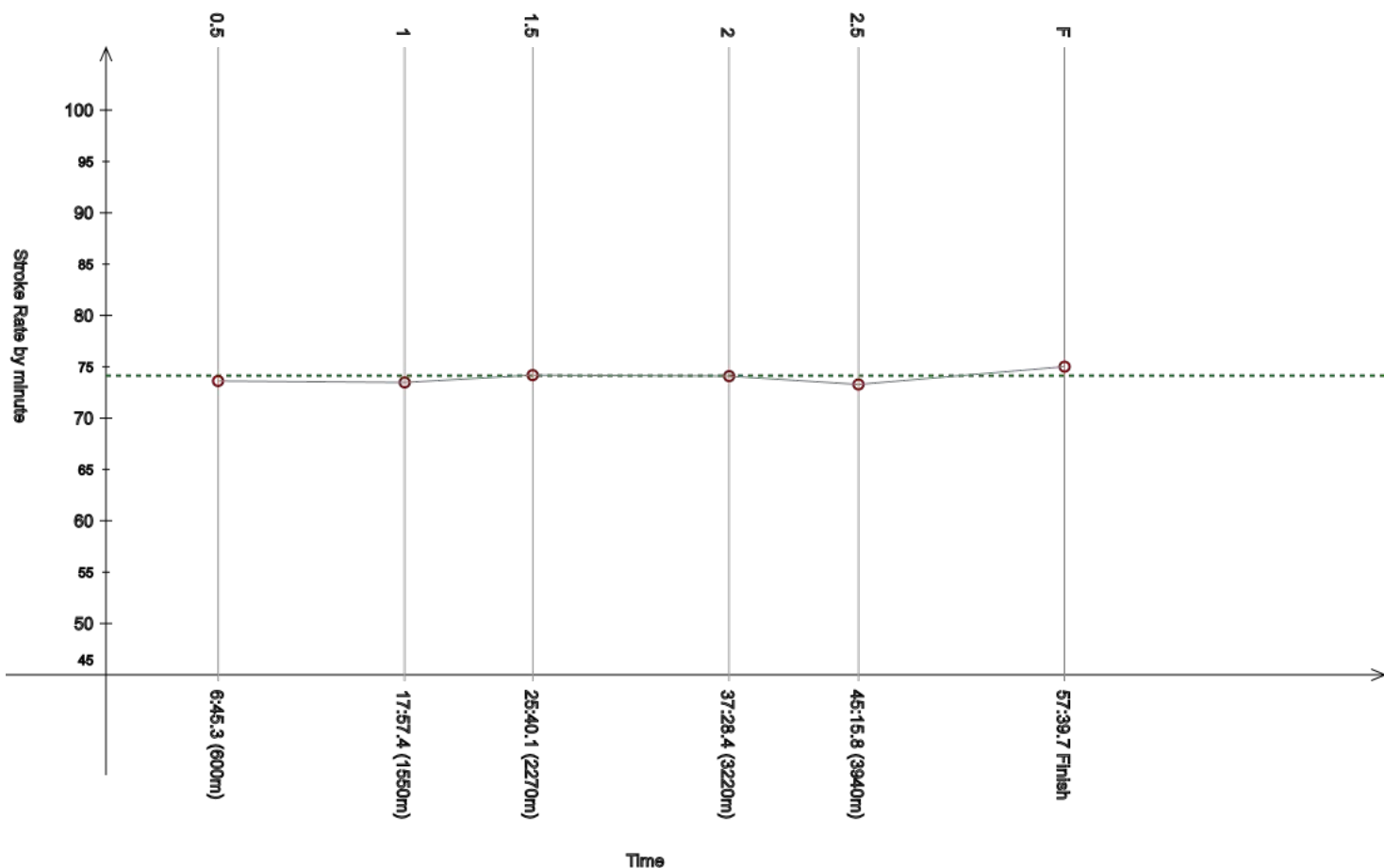
Event 104
7 FEB 2024 - 13:00

Men's 5km

Race Analysis

Rank	Bib	Name	NAT Code	Finish Time	Gap
61	104	NUNEZ BARRERAS Juan Diego	DOM	57:39.7	+6:10.4

Lap	Time	Rank	Gap	SPM	Lap	Time	Rank	Gap	SPM	Lap	Time	Rank	Gap	SPM	SPM	STC
0.5	6:45.3	(=33)	+21.6	73.6	1	17:57.4	(56)	++	73.5	1.5	25:40.1	(55)	++	74.2		
						11:12.1					7:42.7				74.1	4341
2	37:28.4	(59)	++	74.1	2.5	45:15.8	(56)	++	73.3	F	57:39.7	(61)	++	75.0		
	11:48.3					7:47.4					12:23.9					



Legend:			
---	Stroke Rate Average	+	Gap or time behind
++	One minute or more behind in split time	F	Finish
SPM	Average strokes per minute	STC	Total strokes

Official Timekeeping by OMEGA

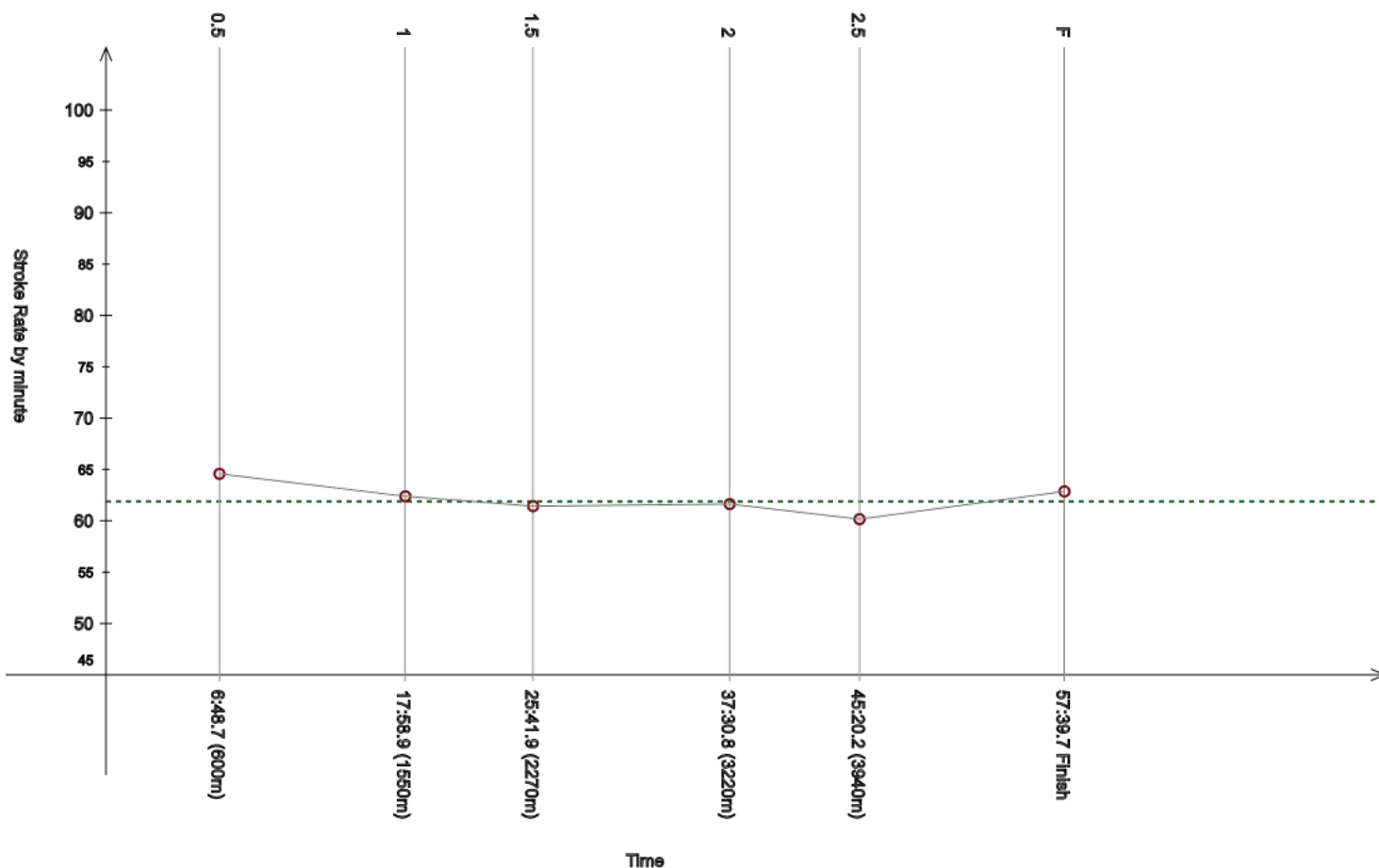
Event 104
7 FEB 2024 - 13:00

Men's 5km

Race Analysis

Rank	Bib	Name	NAT Code	Finish Time	Gap
62	102	PAYET Damien	SEY	57:39.7	+6:10.4

Lap	Time	Rank	Gap	SPM	Lap	Time	Rank	Gap	SPM	Lap	Time	Rank	Gap	SPM	SPM	STC
0.5	6:48.7	(43)	+25.0	64.6	1	17:58.9	(62)	++	62.4	1.5	25:41.9	(58)	++	61.4		
						11:10.2					7:43.0				61.9	3680
2	37:30.8	(63)	++	61.6	2.5	45:20.2	(60)	++	60.2	F	57:39.7	(62)	++	62.9		
	11:48.9					7:49.4					12:19.5					



Legend:			
---	Stroke Rate Average	+	Gap or time behind
++	One minute or more behind in split time	F	Finish
SPM	Average strokes per minute	STC	Total strokes

Official Timekeeping by OMEGA

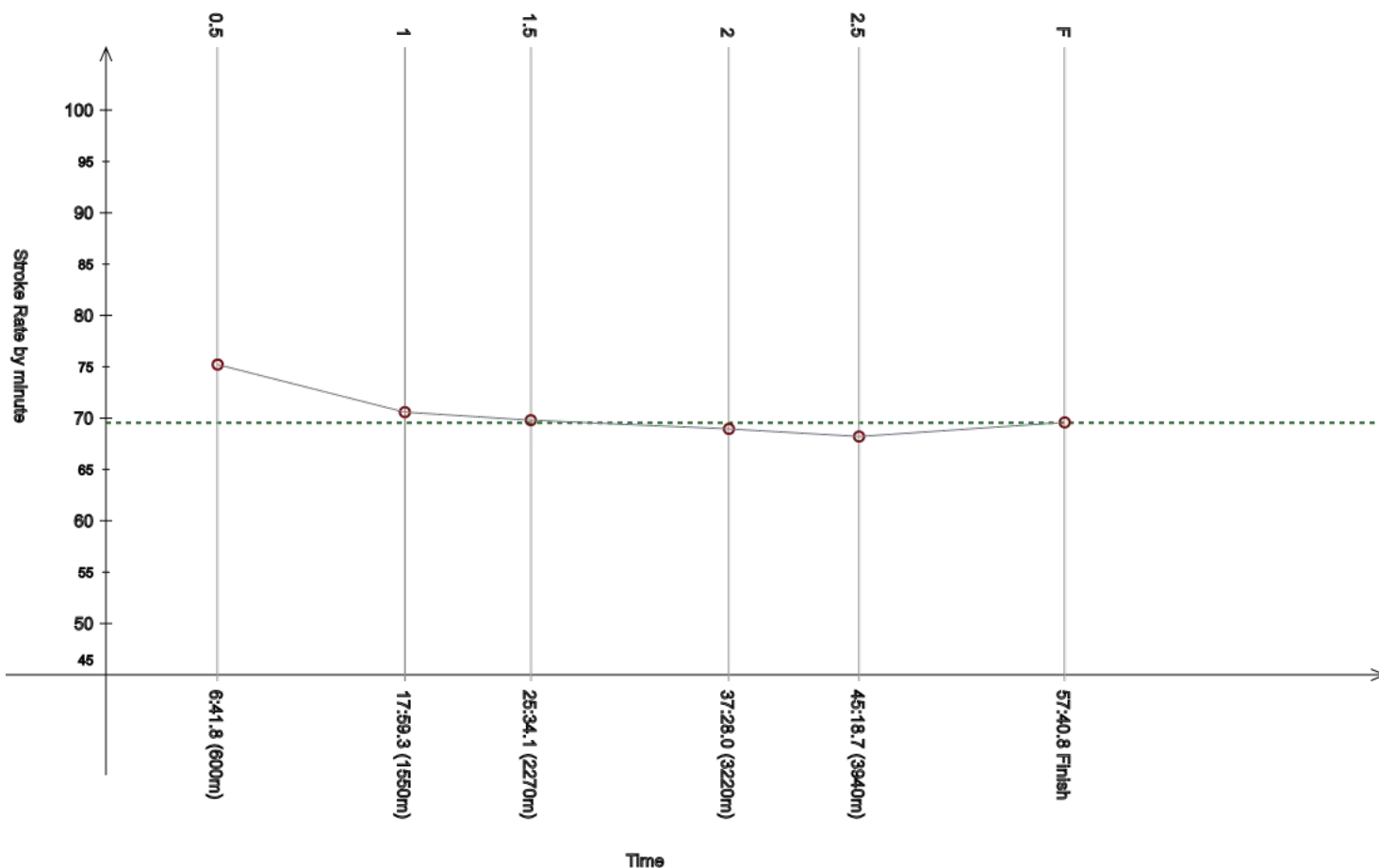
Event 104
7 FEB 2024 - 13:00

Men's 5km

Race Analysis

Rank	Bib	Name	NAT Code	Finish Time	Gap
63	112	VENTER Rossouw	RSA	57:40.8	+6:11.5

Lap	Time	Rank	Gap	SPM	Lap	Time	Rank	Gap	SPM	Lap	Time	Rank	Gap	SPM	SPM	STC
0.5	6:41.8	(28)	+18.1	75.2	1	17:59.3	(63)	++	70.6	1.5	25:34.1	(54)	++	69.8		
						11:17.5					7:34.8				69.5	4058
2	37:28.0	(58)	++	69.0	2.5	45:18.7	(58)	++	68.2	F	57:40.8	(63)	++	69.6		
	11:53.9					7:50.7					12:22.1					



Legend:			
---	Stroke Rate Average	+	Gap or time behind
++	One minute or more behind in split time	F	Finish
SPM	Average strokes per minute	STC	Total strokes

Official Timekeeping by OMEGA

Event 104

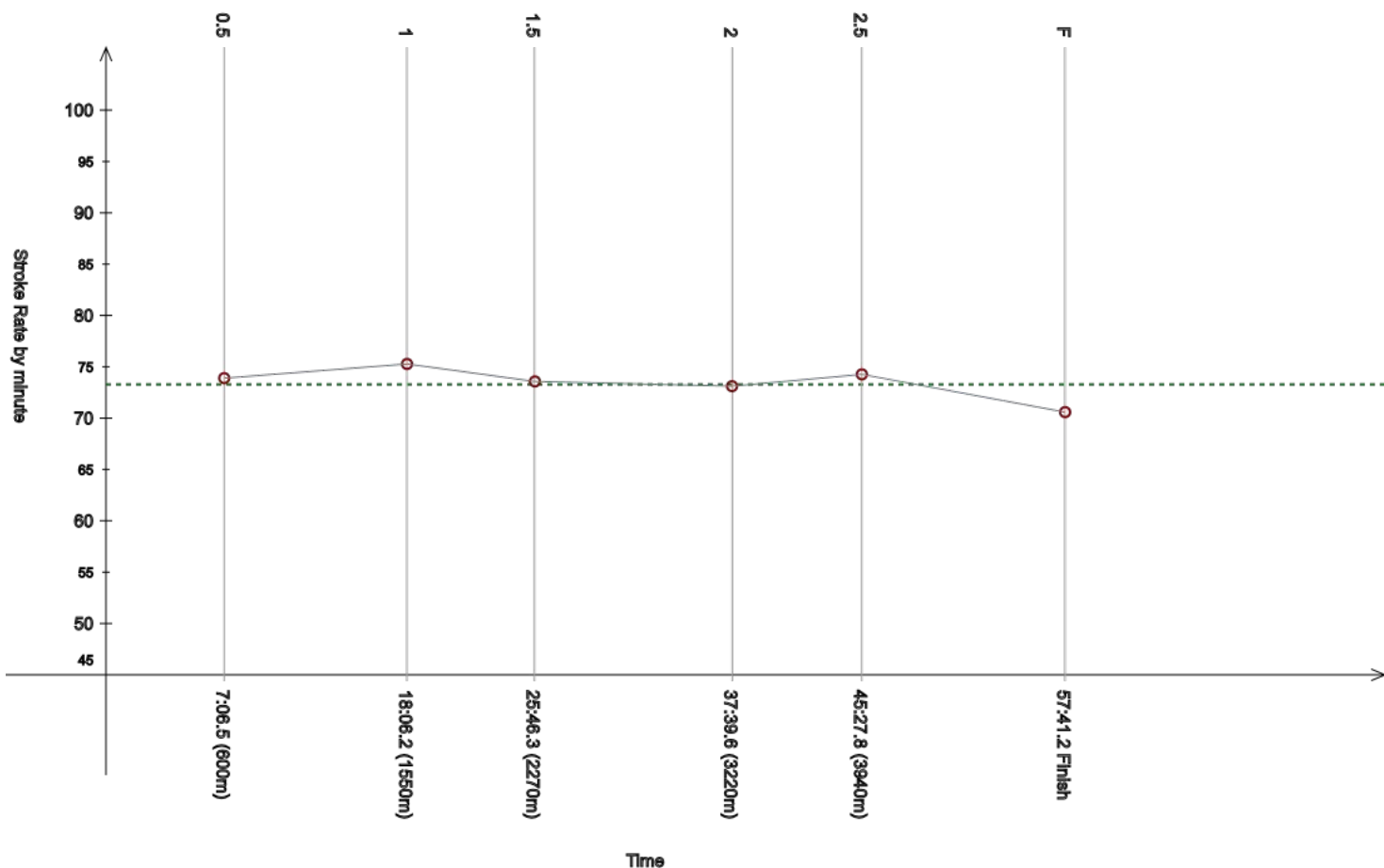
Men's 5km

7 FEB 2024 - 13:00

Race Analysis

Rank	Bib	Name	NAT Code	Finish Time	Gap
64	156	ESSLINGER Nico	NAM	57:41.2	+6:11.9

Lap	Time	Rank	Gap	SPM	Lap	Time	Rank	Gap	SPM	Lap	Time	Rank	Gap	SPM	SPM	STC
0.5	7:06.5	(66)	+42.8	73.9	1	18:06.2	(65)	++	75.3	1.5	25:46.3	(62)	++	73.6		
						10:59.7					7:40.1				73.3	4244
2	37:39.6	(65)	++	73.1	2.5	45:27.8	(63)	++	74.3	F	57:41.2	(64)	++	70.6		
	11:53.3					7:48.2					12:13.4					



Legend:			
---	Stroke Rate Average	+	Gap or time behind
++	One minute or more behind in split time	F	Finish
SPM	Average strokes per minute	STC	Total strokes

Official Timekeeping by OMEGA

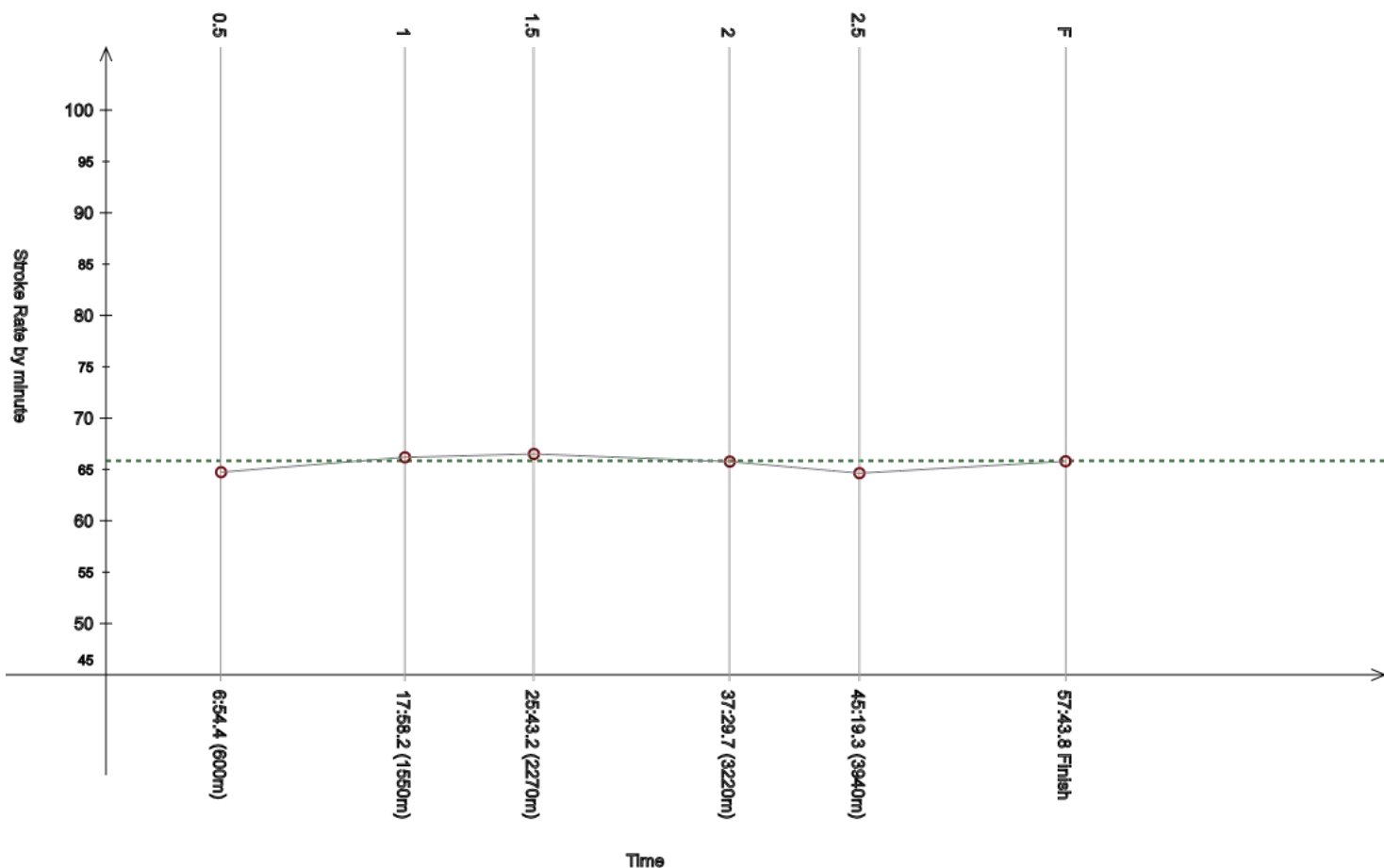
Event 104
7 FEB 2024 - 13:00

Men's 5km

Race Analysis

Rank	Bib	Name	NAT Code	Finish Time	Gap
65	172	HIREMAGALUR Prashans Manjunath	IND	57:43.8	+6:14.5

Lap	Time	Rank	Gap	SPM	Lap	Time	Rank	Gap	SPM	Lap	Time	Rank	Gap	SPM	SPM	STC
0.5	6:54.4	(=53)	+30.7	64.7	1	17:58.2	(59)	++	66.2	1.5	25:43.2	(59)	++	66.5		
						11:03.8					7:45.0				65.8	3814
2	37:29.7	(60)	++	65.8	2.5	45:19.3	(59)	++	64.6	F	57:43.8	(65)	++	65.8		
	11:46.5					7:49.6					12:24.5					



Legend:	
---	Stroke Rate Average
++	One minute or more behind in split time
SPM	Average strokes per minute
+	Gap or time behind
F	Finish
STC	Total strokes

Official Timekeeping by OMEGA

Event 104

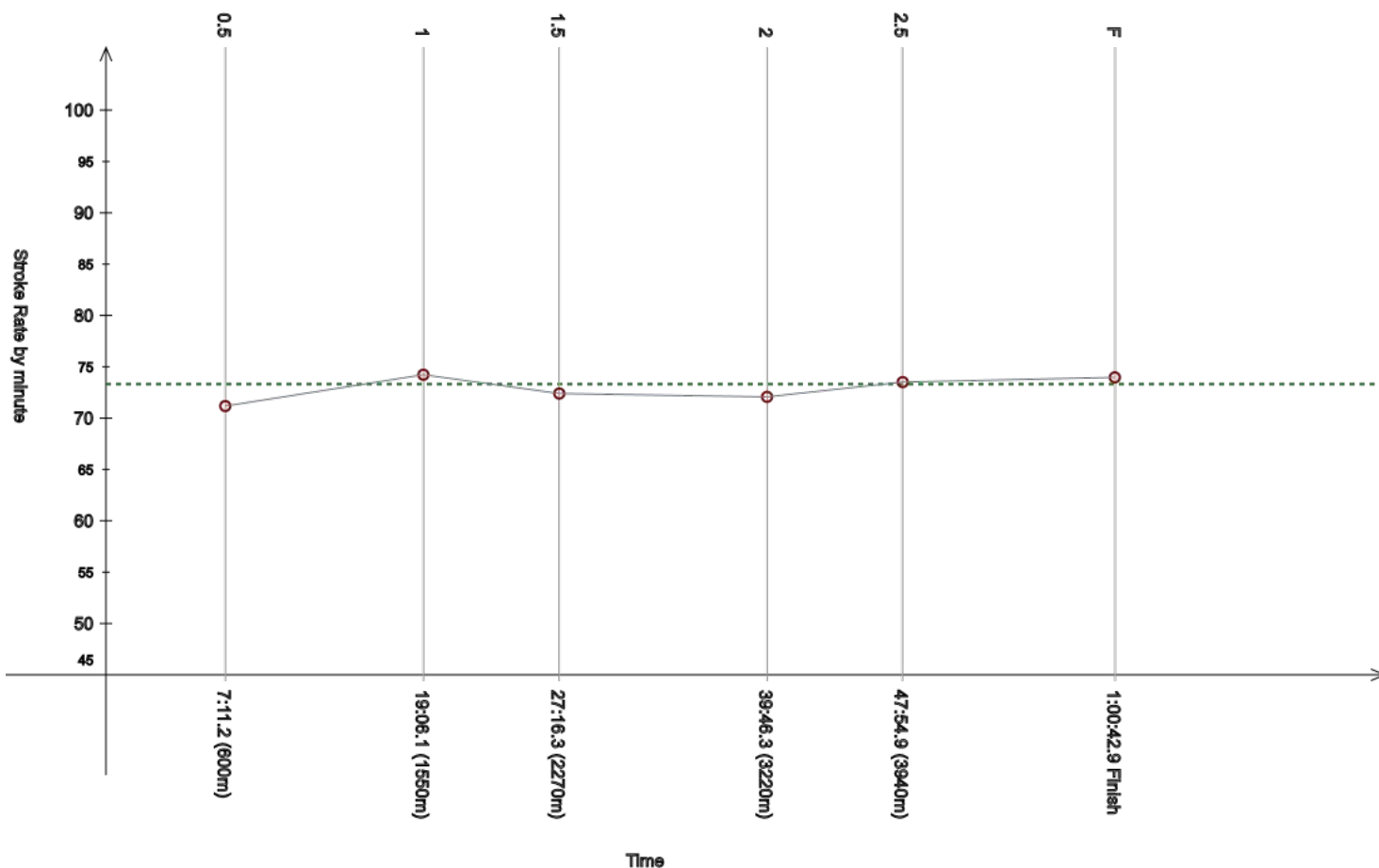
Men's 5km

7 FEB 2024 - 13:00

Race Analysis

Rank	Bib	Name	NAT Code	Finish Time	Gap
66	170	SHEHAN B Dilanka	SRI	1:00:42.9	+9:13.6

Lap	Time	Rank	Gap	SPM	Lap	Time	Rank	Gap	SPM	Lap	Time	Rank	Gap	SPM	SPM	STC
0.5	7:11.2	(68)	+47.5	71.2	1	19:06.1	(69)	++	74.2	1.5	27:16.3	(68)	++	72.4		
						11:54.9					8:10.2				73.3	4469
2	39:46.3	(68)	++	72.1	2.5	47:54.9	(66)	++	73.5	F	1:00:42.9	(66)	++	74.0		
	12:30.0					8:08.6					12:48.0					



Legend:			
---	Stroke Rate Average	+	Gap or time behind
++	One minute or more behind in split time	F	Finish
SPM	Average strokes per minute	STC	Total strokes

Official Timekeeping by OMEGA

Event 104

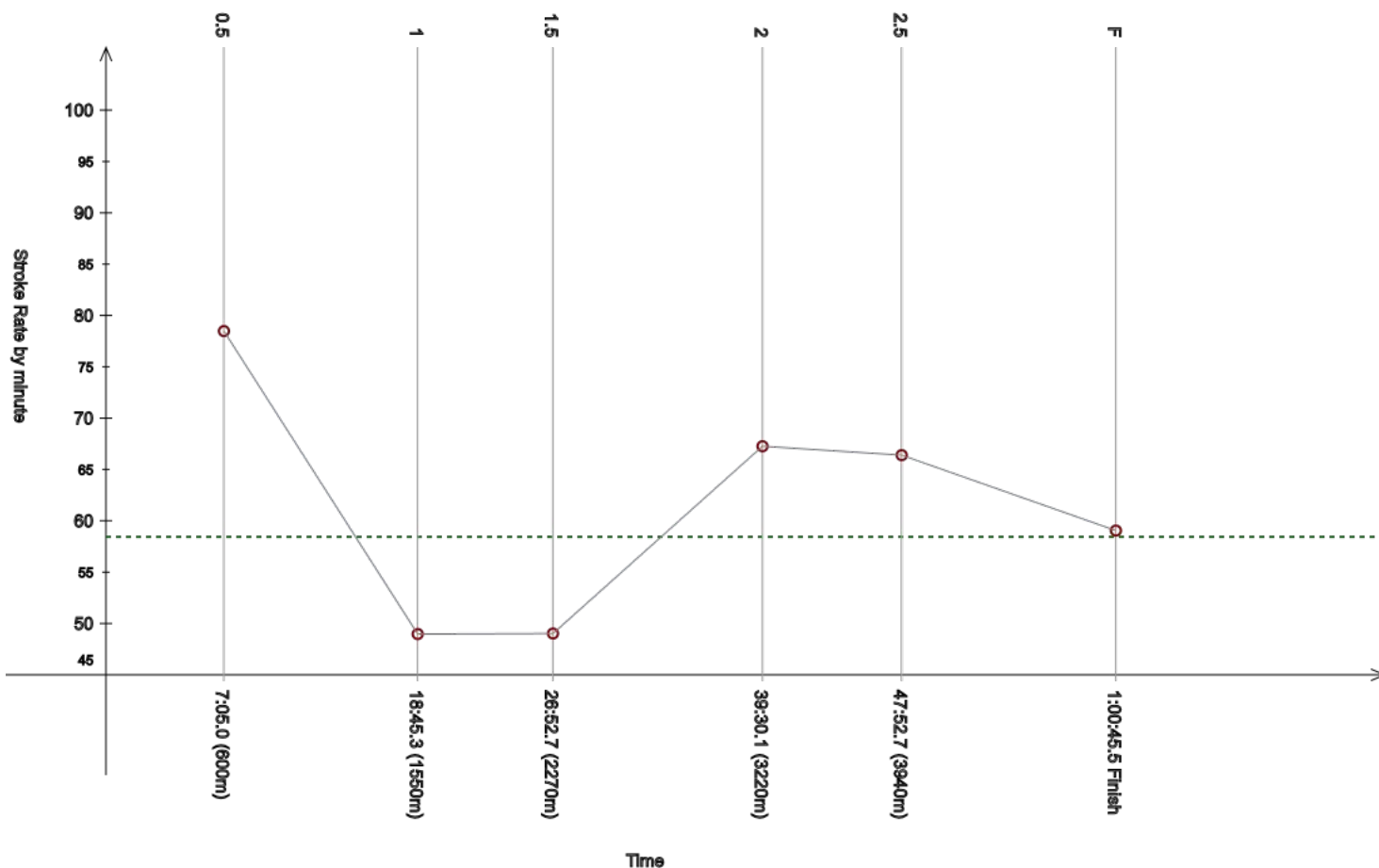
Men's 5km

7 FEB 2024 - 13:00

Race Analysis

Rank	Bib	Name	NAT Code	Finish Time	Gap
67	163	REYES Santiago	GUA	1:00:45.5	+9:16.2

Lap	Time	Rank	Gap	SPM	Lap	Time	Rank	Gap	SPM	Lap	Time	Rank	Gap	SPM	SPM	STC
0.5	7:05.0	(64)	+41.3	78.5	1	18:45.3	(67)	++	49.0	1.5	26:52.7	(64)	++	49.0		
						11:40.3					8:07.4				58.4	3456
2	39:30.1	(66)	++	67.3	2.5	47:52.7	(65)	++	66.4	F	1:00:45.5	(67)	++	59.1		
	12:37.4					8:22.6					12:52.8					



Legend:			
---	Stroke Rate Average	+	Gap or time behind
++	One minute or more behind in split time	F	Finish
SPM	Average strokes per minute	STC	Total strokes

Official Timekeeping by OMEGA

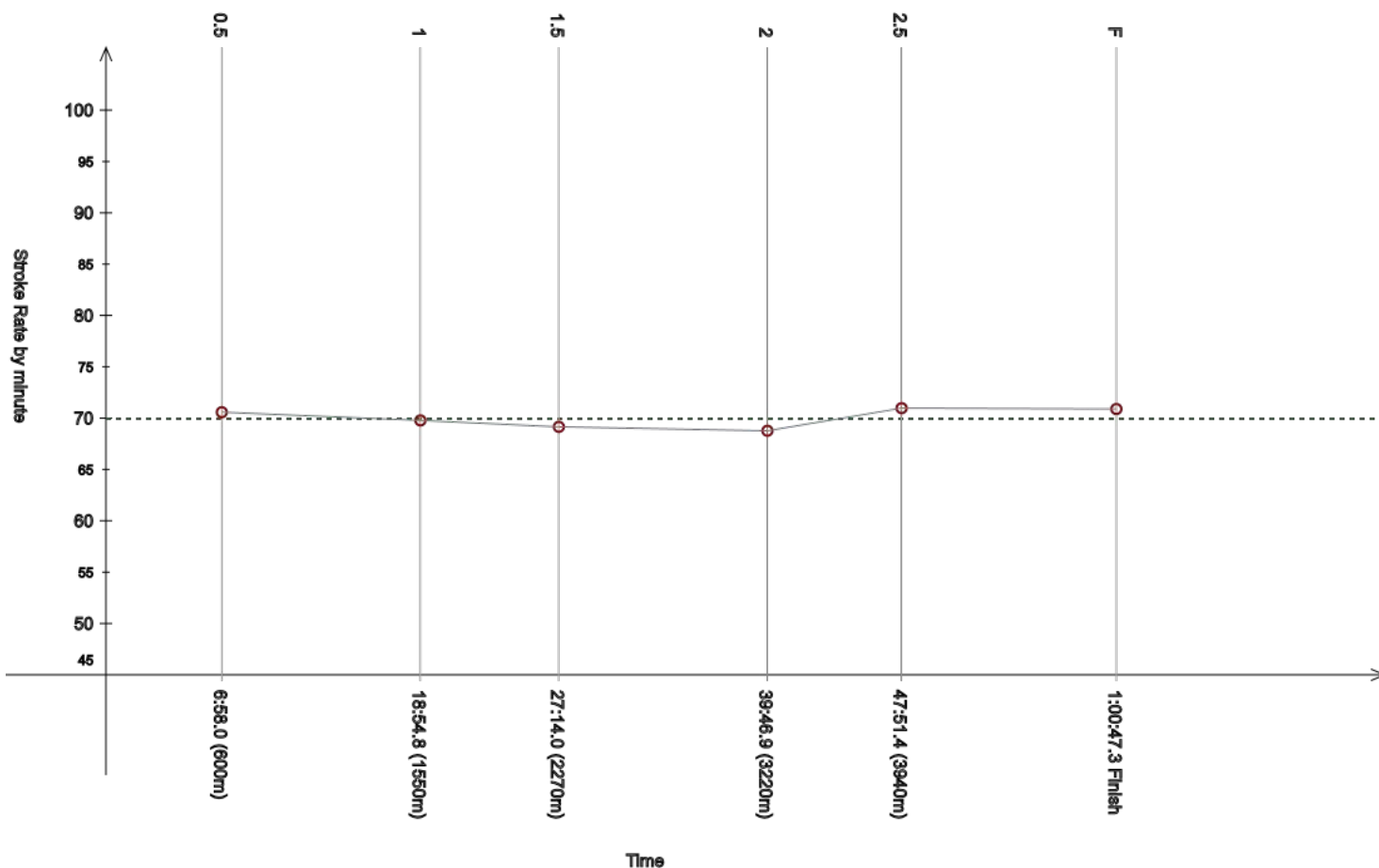
Event 104
7 FEB 2024 - 13:00

Men's 5km

Race Analysis

Rank	Bib	Name	NAT Code	Finish Time	Gap
68	128	SOLANO Diego	BOL	1:00:47.3	+9:18.0

Lap	Time	Rank	Gap	SPM	Lap	Time	Rank	Gap	SPM	Lap	Time	Rank	Gap	SPM	SPM	STC
0.5	6:58.0	(58)	+34.3	70.6	1	18:54.8	(68)	++	69.8	1.5	27:14.0	(66)	++	69.2		
						11:56.8					8:19.2				69.9	4320
2	39:46.9	(70)	++	68.8	2.5	47:51.4	(64)	++	71.0	F	1:00:47.3	(68)	++	70.9		
	12:32.9					8:04.5					12:55.9					



Legend:			
---	Stroke Rate Average	+	Gap or time behind
++	One minute or more behind in split time	F	Finish
SPM	Average strokes per minute	STC	Total strokes

Official Timekeeping by OMEGA

Event 104

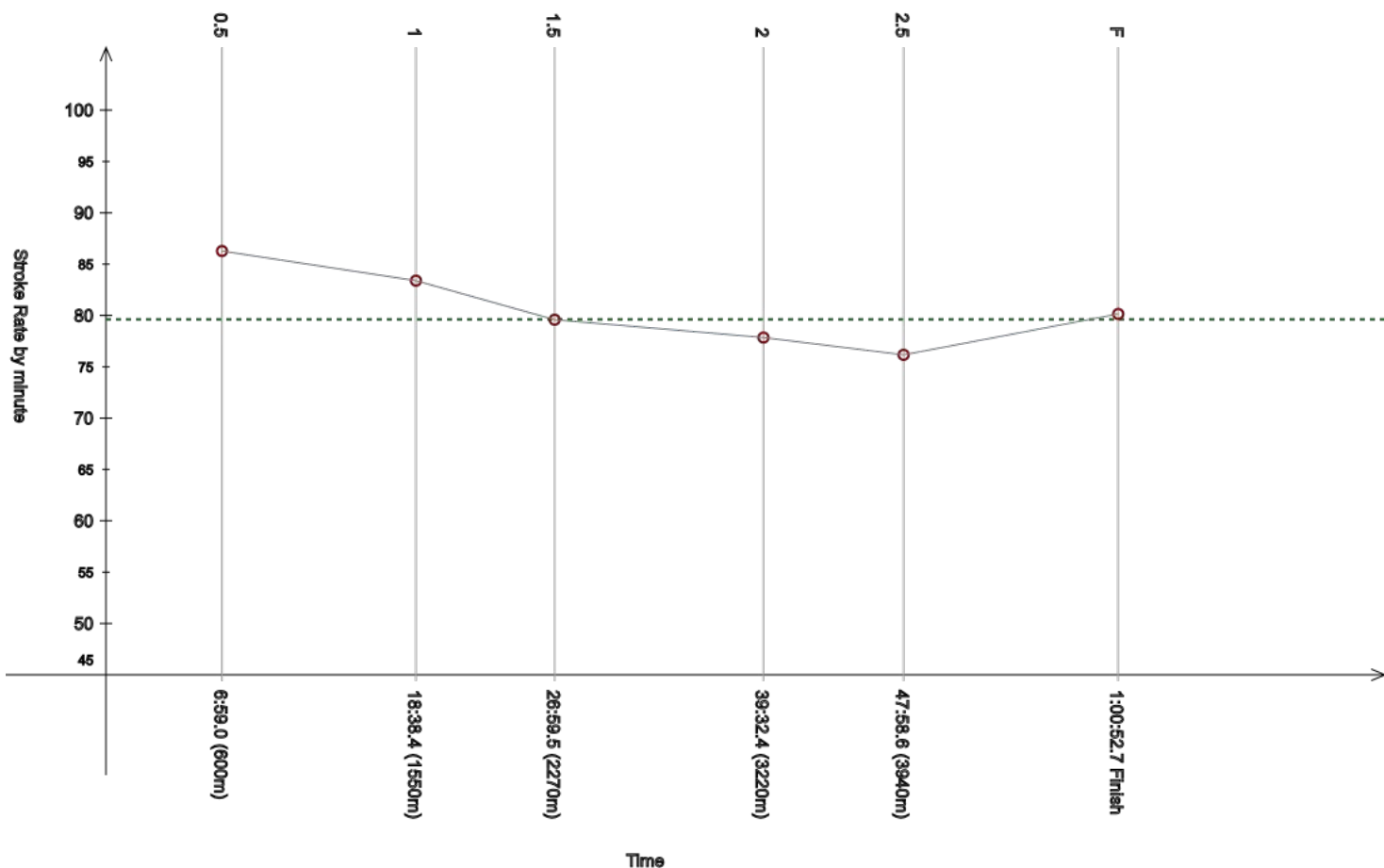
7 FEB 2024 - 13:00

Men's 5km

Race Analysis

Rank	Bib	Name	NAT Code	Finish Time	Gap
69	105	de los SANTOS Rayven	DOM	1:00:52.7	+9:23.4

Lap	Time	Rank	Gap	SPM	Lap	Time	Rank	Gap	SPM	Lap	Time	Rank	Gap	SPM	SPM	STC
0.5	6:59.0	(61)	+35.3	86.3	1	18:38.4	(66)	++	83.4	1.5	26:59.5	(65)	++	79.6		
						11:39.4					8:21.1				79.6	4923
2	39:32.4	(67)	++	77.9	2.5	47:58.6	(67)	++	76.2	F	1:00:52.7	(69)	++	80.2		
	12:32.9					8:26.2					12:54.1					



Legend:	
---	Stroke Rate Average
++	One minute or more behind in split time
SPM	Average strokes per minute
+	Gap or time behind
F	Finish
STC	Total strokes

Official Timekeeping by OMEGA

Event 104

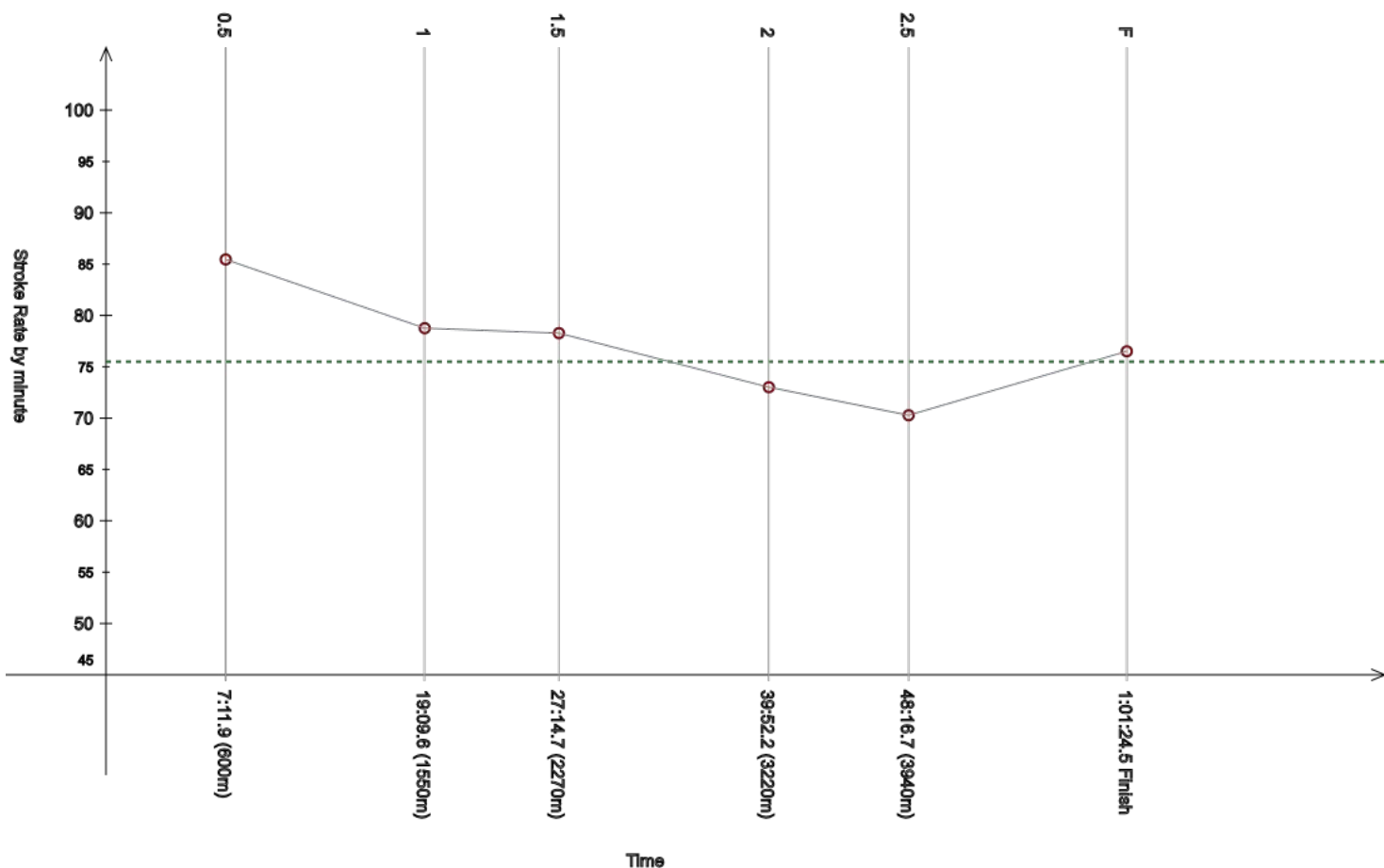
Men's 5km

7 FEB 2024 - 13:00

Race Analysis

Rank	Bib	Name	NAT Code	Finish Time	Gap
70	160	PAYET Thierry	SEY	1:01:24.5	+9:55.2

Lap	Time	Rank	Gap	SPM	Lap	Time	Rank	Gap	SPM	Lap	Time	Rank	Gap	SPM	SPM	STC
0.5	7:11.9	(69)	+48.2	85.5	1	19:09.6	(71)	++	78.8	1.5	27:14.7	(67)	++	78.3		
						11:57.7					8:05.1				75.5	4695
2	39:52.2	(71)	++	73.0	2.5	48:16.7	(69)	++	70.3	F	1:01:24.5	(70)	++	76.5		
	12:37.5					8:24.5					13:07.8					



Legend:			
---	Stroke Rate Average	+	Gap or time behind
++	One minute or more behind in split time	F	Finish
SPM	Average strokes per minute	STC	Total strokes

Official Timekeeping by OMEGA

Event 104

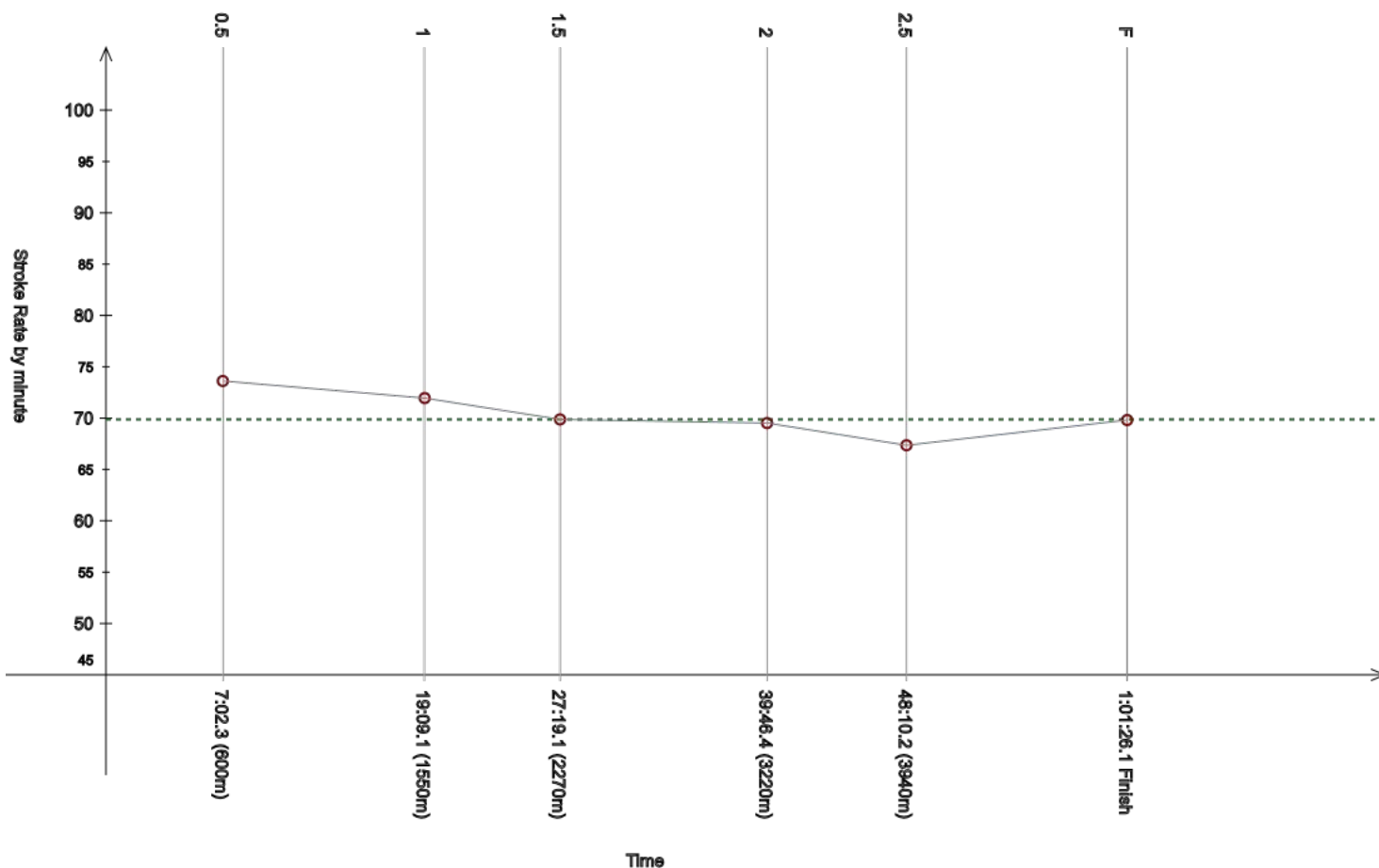
7 FEB 2024 - 13:00

Men's 5km

Race Analysis

Rank	Bib	Name	NAT Code	Finish Time	Gap
71	134	PAL Army	IND	1:01:26.1	+9:56.8

Lap	Time	Rank	Gap	SPM	Lap	Time	Rank	Gap	SPM	Lap	Time	Rank	Gap	SPM	SPM	STC
0.5	7:02.3	(63)	+38.6	73.6	1	19:09.1	(70)	++	72.0	1.5	27:19.1	(69)	++	69.9		
						12:06.8					8:10.0				69.9	4334
2	39:46.4	(69)	++	69.5	2.5	48:10.2	(68)	++	67.4	F	1:01:26.1	(71)	++	69.8		
	12:27.3					8:23.8					13:15.9					



Legend:			
---	Stroke Rate Average	+	Gap or time behind
++	One minute or more behind in split time	F	Finish
SPM	Average strokes per minute	STC	Total strokes

Official Timekeeping by OMEGA

Event 104

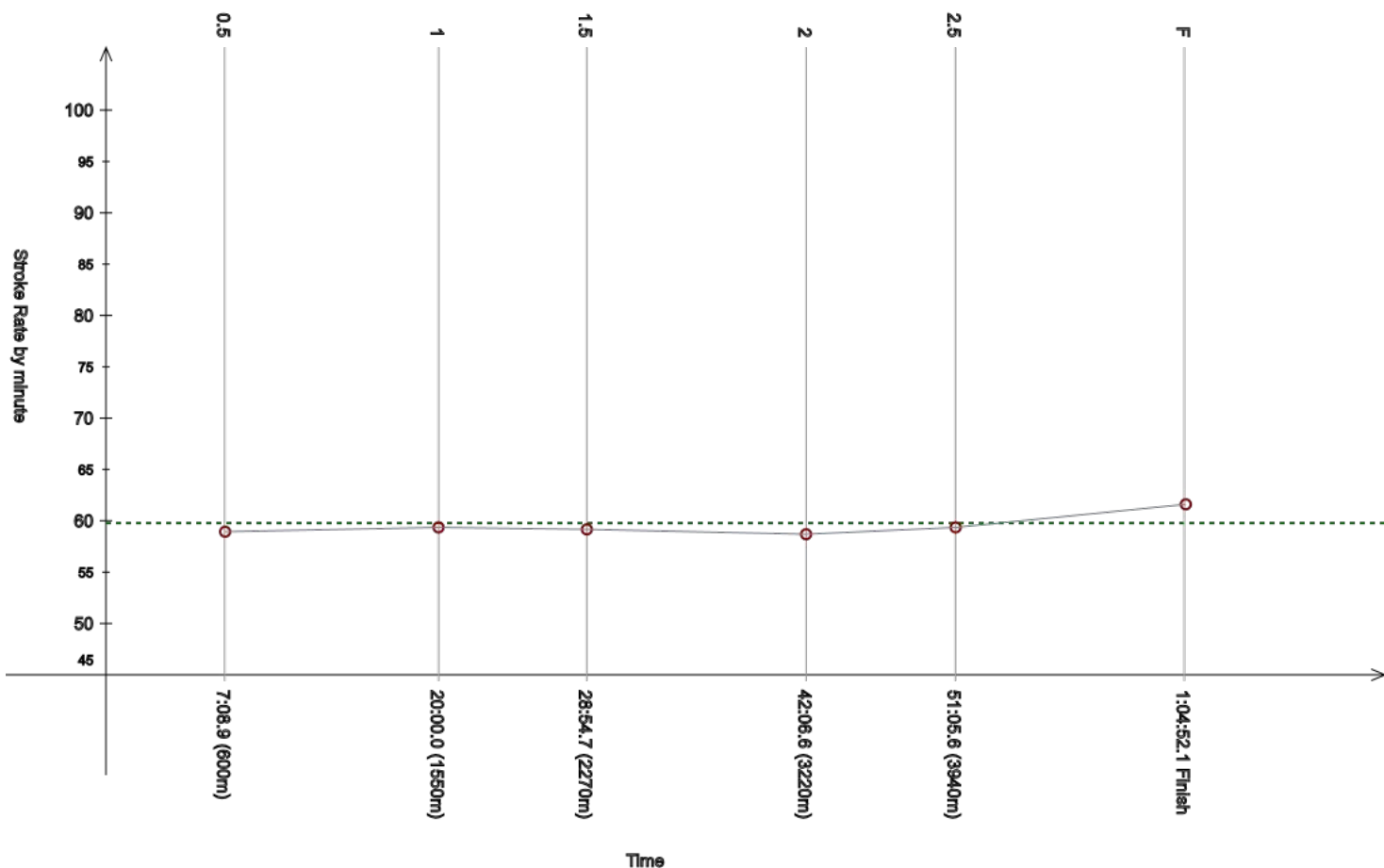
Men's 5km

7 FEB 2024 - 13:00

Race Analysis

Rank	Bib	Name	NAT Code	Finish Time	Gap
72	109	SIKHARULIDZE Davit	GEO	1:04:52.1	+13:22.8

Lap	Time	Rank	Gap	SPM	Lap	Time	Rank	Gap	SPM	Lap	Time	Rank	Gap	SPM	SPM	STC
0.5	7:08.9	(67)	+45.2	58.9	1	20:00.0	(72)	++	59.4	1.5	28:54.7	(70)	++	59.2		
						12:51.1					8:54.7				59.8	4069
2	42:06.6	(72)	++	58.7	2.5	51:05.6	(70)	++	59.4	F	1:04:52.1	(72)	++	61.6		
	13:11.9					8:59.0					13:46.5					



Legend:	
---	Stroke Rate Average
++	One minute or more behind in split time
SPM	Average strokes per minute
+	Gap or time behind
F	Finish
STC	Total strokes

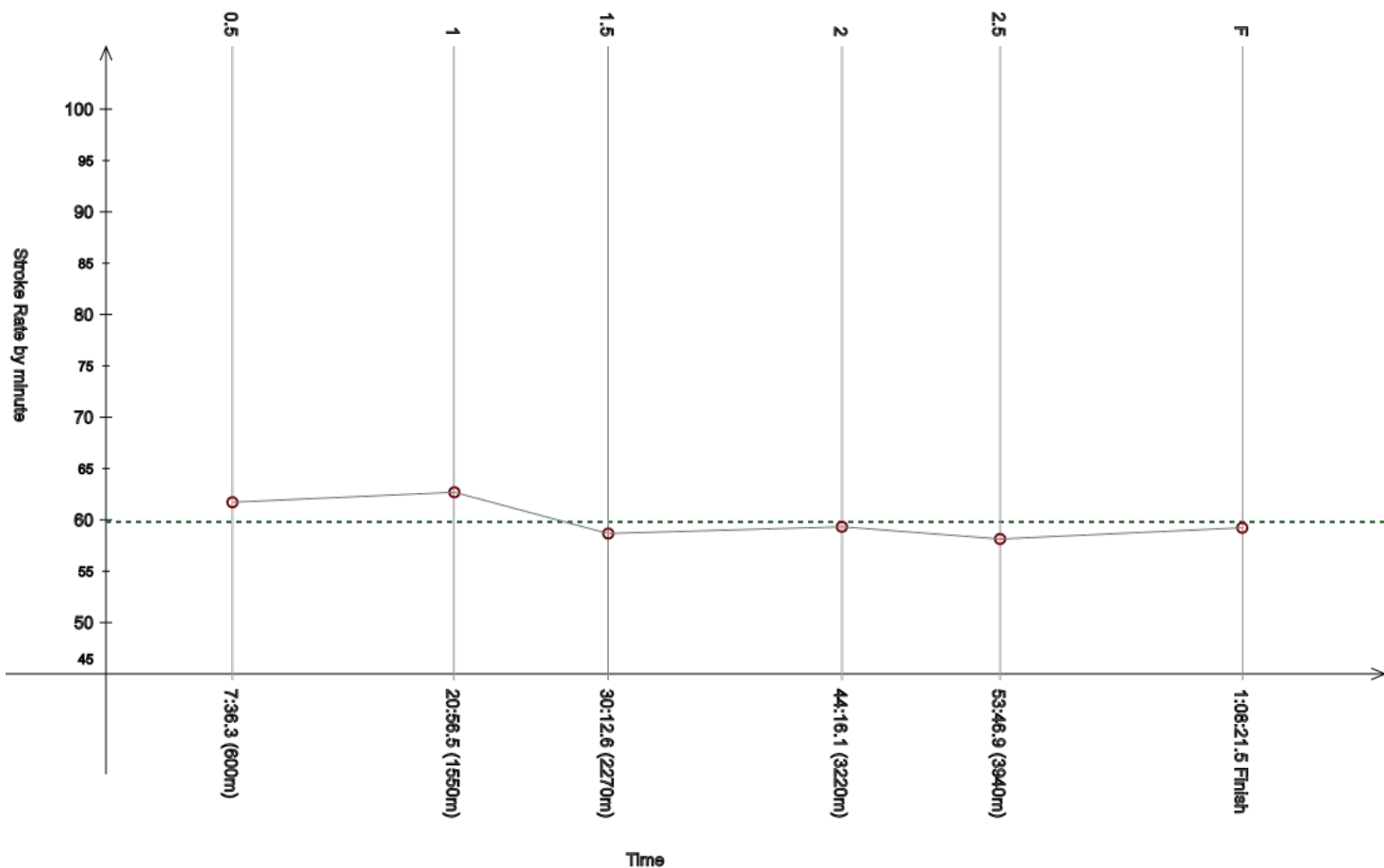
Official Timekeeping by OMEGA

Event 104
7 FEB 2024 - 13:00

Men's 5km

Race Analysis

Rank	Bib	Name	NAT Code					Finish Time	Gap							
	147	AMBALA Atuhaire Ogola	UGA					1:08:21.5	OTL							
Lap	Time	Rank	Gap	SPM	Lap	Time	Rank	Gap	SPM	Lap	Time	Rank	Gap	SPM	SPM	STC
0.5	7:36.3	(70)	++	61.7	1	20:56.5	(73)	++	62.7	1.5	30:12.6	(71)	++	58.7		
						13:20.2					9:16.1				59.8	4124
2	44:16.1	(73)	++	59.3	2.5	53:46.9	(71)	++	58.1	F	1:08:21.5		++	59.2		
	14:03.5					9:30.8										



Legend:					
----	Stroke Rate Average	++	One minute or more behind in split time	F	Finish
OTL	Outside Time Limit	SPM	Average strokes per minute	STC	Total strokes

Official Timekeeping by OMEGA

Event 104

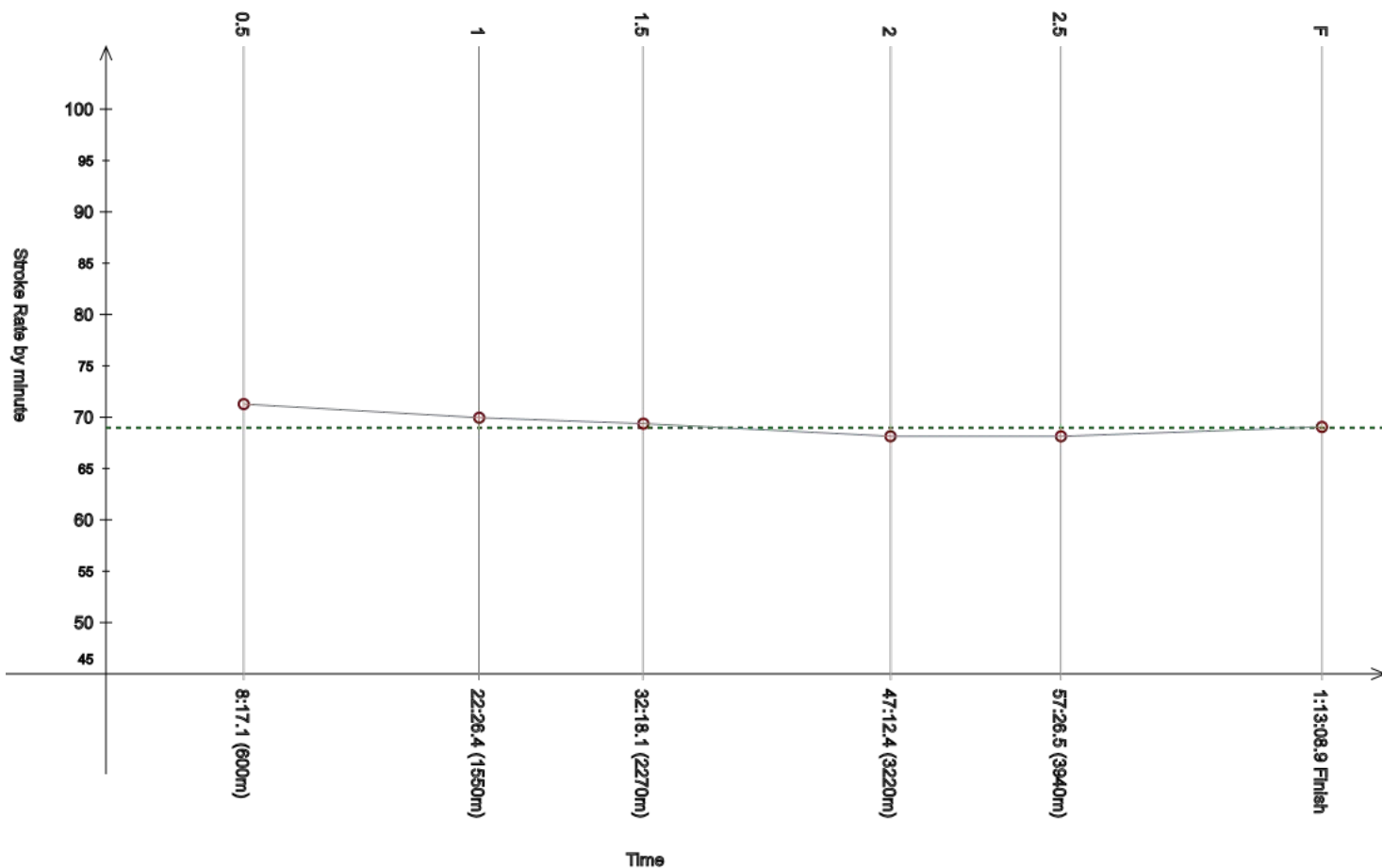
Men's 5km

7 FEB 2024 - 13:00

Race Analysis

Rank	Bib	Name	NAT Code	Finish Time	Gap
	154	BAYUSUF Igbaal	KEN	1:13:08.9	OTL

Lap	Time	Rank	Gap	SPM	Lap	Time	Rank	Gap	SPM	Lap	Time	Rank	Gap	SPM	SPM	STC
0.5	8:17.1	(71)	++	71.3	1	22:26.4	(75)	++	70.0	1.5	32:18.1	(73)	++	69.4		
						14:09.3					9:51.7				69.0	5078
2	47:12.4	(74)	++	68.1	2.5	57:26.5	(73)	++	68.1	F	1:13:08.9		++	69.1		
	14:54.3					10:14.1										



Legend:					
----	Stroke Rate Average	++	One minute or more behind in split time	F	Finish
OTL	Outside Time Limit	SPM	Average strokes per minute	STC	Total strokes

Official Timekeeping by OMEGA

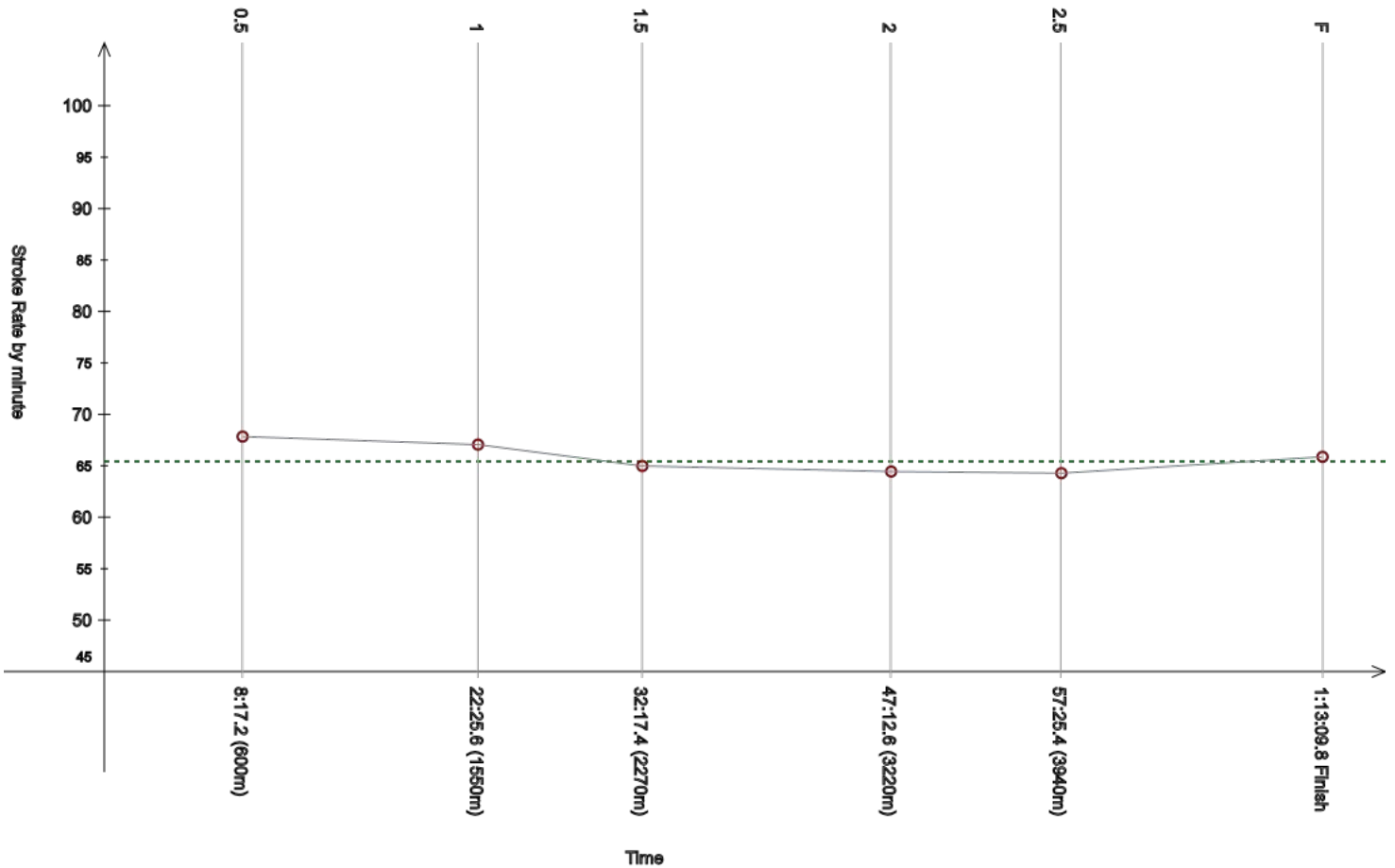
Event 104
7 FEB 2024 - 13:00

Men's 5km

Race Analysis

Rank	Bib	Name	NAT Code	Finish Time	Gap
	153	van ROOYEN Benco	BOT	1:13:09.8	OTL

Lap	Time	Rank	Gap	SPM	Lap	Time	Rank	Gap	SPM	Lap	Time	Rank	Gap	SPM	SPM	STC
0.5	8:17.2	(72)	++	67.8	1	22:25.6	(74)	++	67.1	1.5	32:17.4	(72)	++	65.0		
						14:08.4					9:51.8				65.4	4825
2	47:12.6	(75)	++	64.4	2.5	57:25.4	(72)	++	64.3	F	1:13:09.8		++	65.9		
	14:55.2					10:12.8										



Legend:					
----	Stroke Rate Average	++	One minute or more behind in split time	F	Finish
OTL	Outside Time Limit	SPM	Average strokes per minute	STC	Total strokes

Official Timekeeping by OMEGA

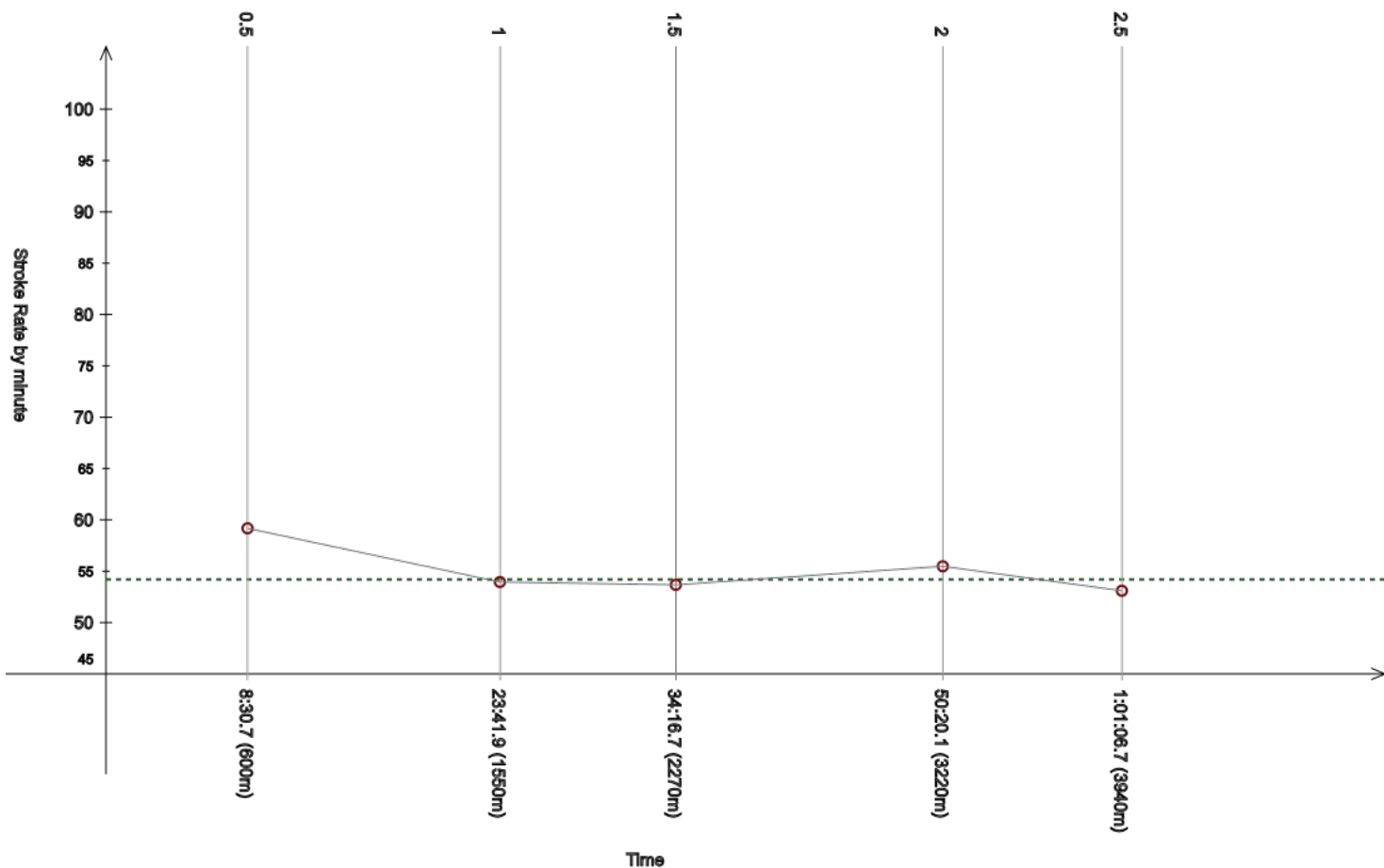
Event 104
7 FEB 2024 - 13:00

Men's 5km

Race Analysis

Rank	Bib	Name	NAT Code	Finish Time	Gap
	158	ELIAS Yano	ANG	OTL	

Lap	Time	Rank	Gap	SPM	Lap	Time	Rank	Gap	SPM	Lap	Time	Rank	Gap	SPM	SPM	STC
0.5	8:30.7	(73)	++	59.2	1	23:41.9	(76)	++	54.0	1.5	34:16.7	(74)	++	53.7		
						15:11.2					10:34.8				54.2	3394
2	50:20.1	(76)	++	55.5	2.5	1:01:06.7	(74)	++	53.1	F						
	16:03.4					10:46.6										



Legend:					
----	Stroke Rate Average	++	One minute or more behind in split time	F	Finish
OTL	Outside Time Limit	SPM	Average strokes per minute	STC	Total strokes

Official Timekeeping by OMEGA