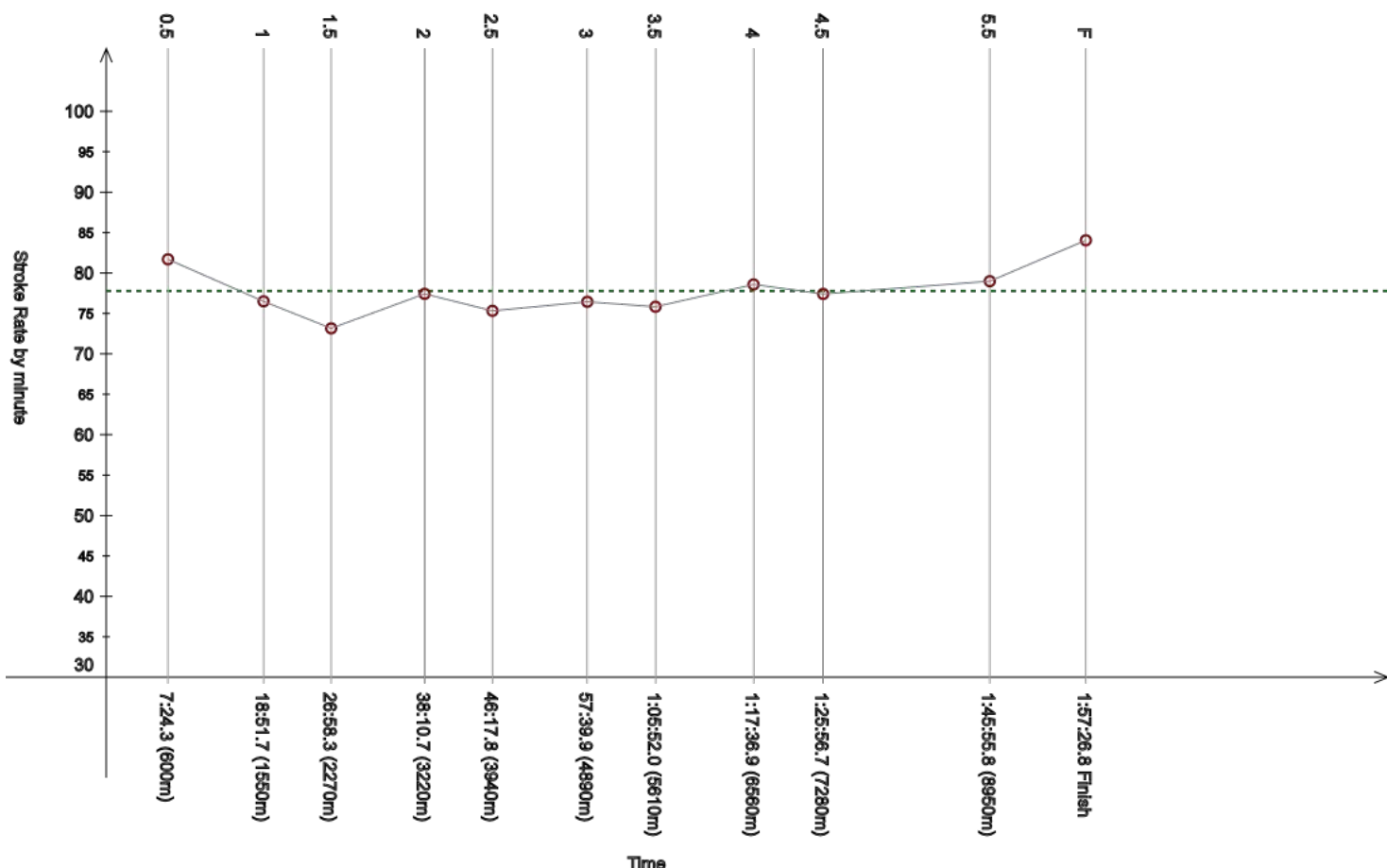


Race Analysis

REVISED
3 FEB 15:10

Rank	Bib	Name	NAT Code					Finish Time	Gap							
1	39	van ROUWENDAAL Sharon	NED					1:57:26.8								
Lap	Time	Rank	Gap	SPM	Lap	Time	Rank	Gap	SPM	Lap	Time	Rank	Gap	SPM	SPM	STC
0.5	7:24.3	(7)	+5.3	81.7	1	18:51.7	(13)	+7.7	76.5	1.5	26:58.3	(4)	+10.0	73.2		
						11:27.4					8:06.6					
2	38:10.7	(2)	+4.3	77.4	2.5	46:17.8	(6)	+6.9	75.3	3	57:39.9	(2)	+0.9	76.4		
	11:12.4					8:07.1					11:22.1					
3.5	1:05:52.0	(3)	+2.1	75.8	4	1:17:36.9	(2)	+1.2	78.6	4.5	1:25:56.7	(1)		77.4		
	8:12.1					11:44.9					8:19.8				77.8	9129
5	-	-	-	-	5.5	1:45:55.8	(7)	+6.6	79.0	F	1:57:26.8	(1)		84.1		
	-					-					11:31.0					



Legend:	- Information not available	---- Stroke Rate Average	+ Gap or time behind	F Finish
SPM	Average strokes per minute	STC	Total strokes	

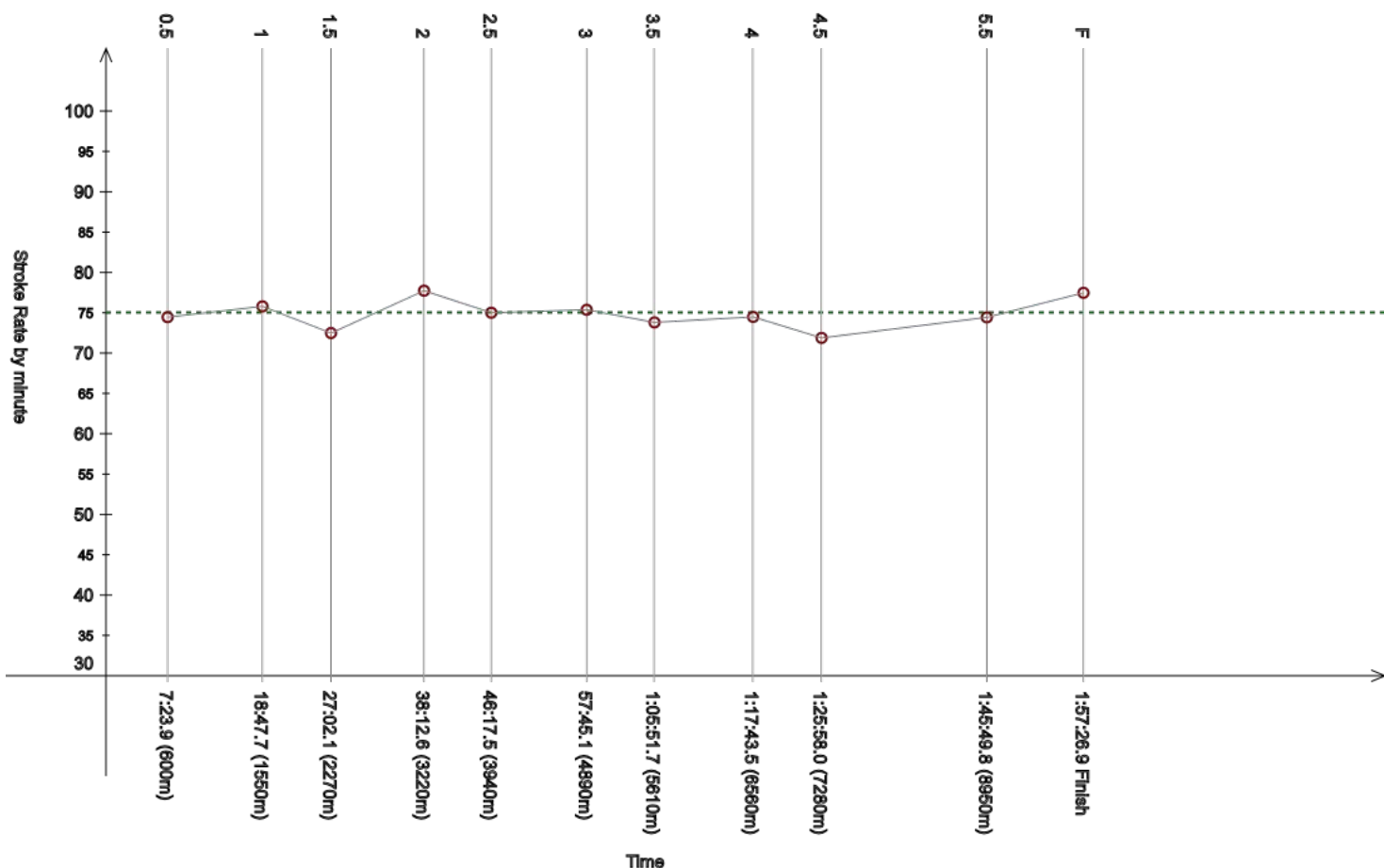
Official Timekeeping by OMEGA

Race Analysis

REVISED
3 FEB 15:10

Rank	Bib	Name	NAT Code	Finish Time	Gap
2	51	de VALDES Maria	ESP	1:57:26.9	+0.1

Lap	Time	Rank	Gap	SPM	Lap	Time	Rank	Gap	SPM	Lap	Time	Rank	Gap	SPM	SPM	STC
0.5	7:23.9	(6)	+4.9	74.5	1	18:47.7	(4)	+3.7	75.8	1.5	27:02.1	(11)	+13.8	72.5		
						11:23.8					8:14.4					
2	38:12.6	(3)	+6.2	77.7	2.5	46:17.5	(=4)	+6.6	75.0	3	57:45.1	(4)	+6.1	75.4		
	11:10.5					8:04.9					11:27.6				75.0	8829
3.5	1:05:51.7	(2)	+1.8	73.8	4	1:17:43.5	(8)	+7.8	74.5	4.5	1:25:58.0	(6)	+1.3	71.9		
	8:06.6					11:51.8					8:14.5					
5	-	-	-	-	5.5	1:45:49.8	(2)	+0.6	74.4	F	1:57:26.9	(2)	+0.1	77.5		
	-					-					11:37.1					



Legend:	- Information not available	---- Stroke Rate Average	+ Gap or time behind	F Finish
SPM	Average strokes per minute	STC	Total strokes	

Official Timekeeping by OMEGA

Event 101
3 FEB 2024 - 10:30

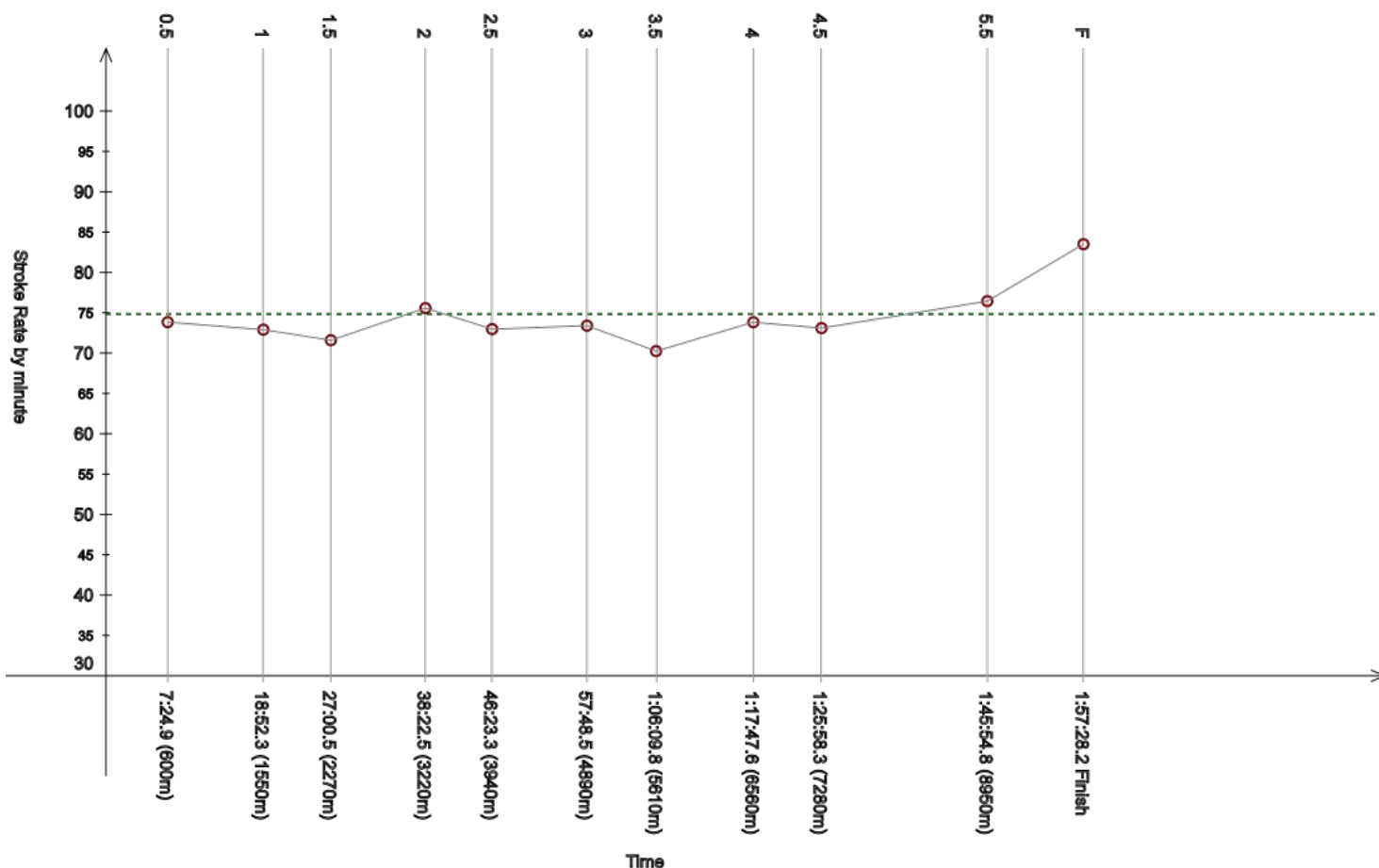
Women's 10km

Race Analysis

REVISED
3 FEB 15:10

Rank	Bib	Name	NAT Code	Finish Time	Gap
3	5	ANDRE Angelica	POR	1:57:28.2	+1.4

Lap	Time	Rank	Gap	SPM	Lap	Time	Rank	Gap	SPM	Lap	Time	Rank	Gap	SPM	SPM	STC
0.5	7:24.9	(8)	+5.9	73.8	1	18:52.3	(15)	+8.3	72.9	1.5	27:00.5	(=5)	+12.2	71.6		
						11:27.4					8:08.2					
2	38:22.5	(=15)	+16.1	75.6	2.5	46:23.3	(11)	+12.4	73.0	3	57:48.5	(=10)	+9.5	73.4		
						8:00.8					11:25.2				74.8	8843
3.5	1:06:09.8	(=22)	+19.9	70.2	4	1:17:47.6	(20)	+11.9	73.8	4.5	1:25:58.3	(7)	+1.6	73.1		
						11:37.8					8:10.7					
5	-	-	-	-	5.5	1:45:54.8	(5)	+5.6	76.4	F	1:57:28.2	(3)	+1.4	83.5		
						-					11:33.4					



Legend:	- Information not available	---- Stroke Rate Average	+ Gap or time behind	F Finish
SPM	Average strokes per minute	STC	Total strokes	

Official Timekeeping by OMEGA

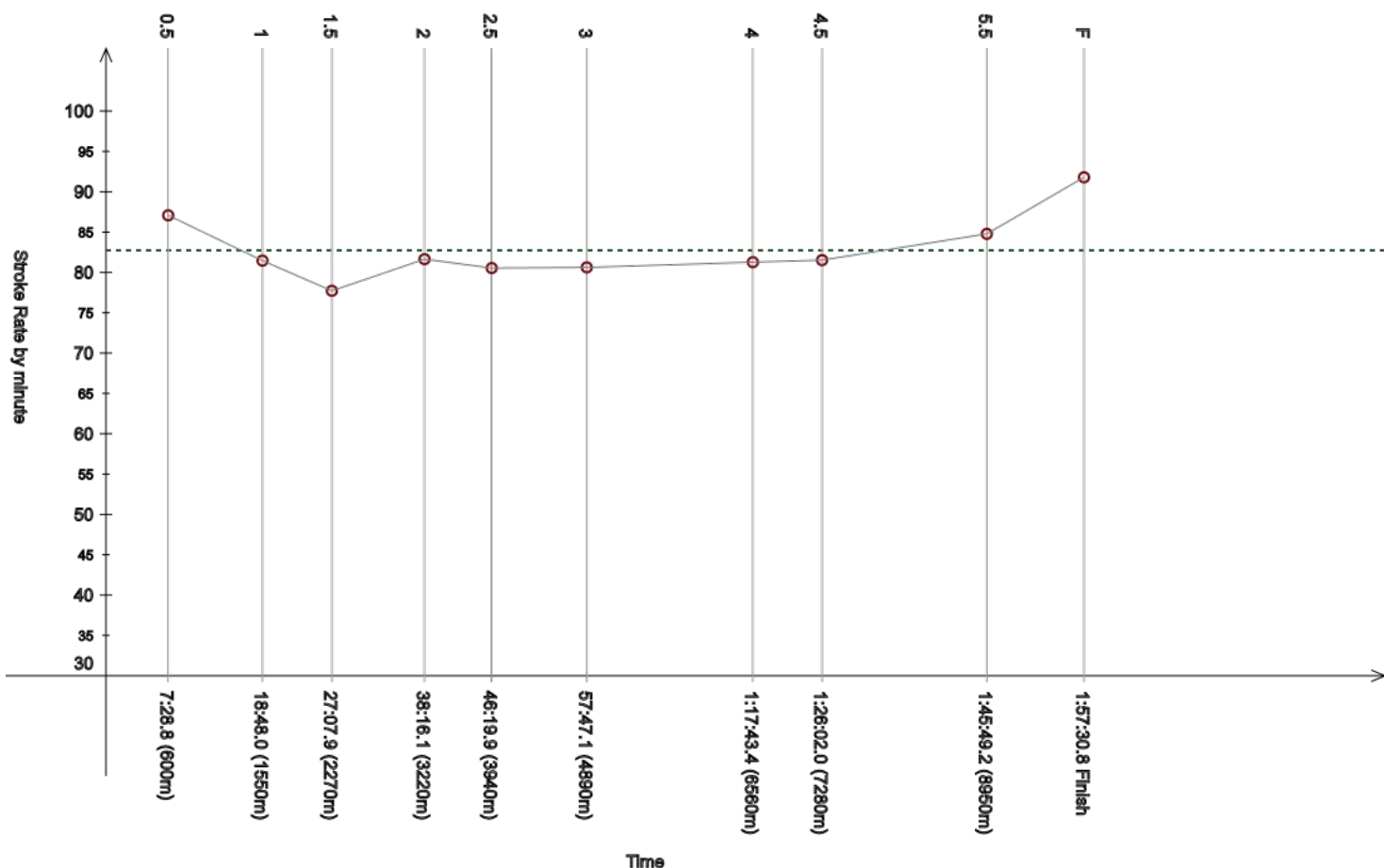
Event 101
3 FEB 2024 - 10:30

Women's 10km

Race Analysis

REVISED
3 FEB 15:10

Rank	Bib	Name	NAT Code			Finish Time			Gap							
4	59	JOHNSON Moesha	AUS			1:57:30.8			+4.0							
Lap	Time	Rank	Gap	SPM	Lap	Time	Rank	Gap	SPM	Lap	Time	Rank	Gap	SPM	SPM	STC
0.5	7:28.8	(22)	+9.8	87.1	1	18:48.0	(5)	+4.0	81.5	1.5	27:07.9	(28)	+19.6	77.7		
						11:19.2					8:19.9					
2	38:16.1	(=7)	+9.7	81.6	2.5	46:19.9	(10)	+9.0	80.5	3	57:47.1	(6)	+8.1	80.6		
	11:08.2					8:03.8					11:27.2					
3.5	-	-	-	-	4	1:17:43.4	(7)	+7.7	81.3	4.5	1:26:02.0	(16)	+5.3	81.5	82.7	9730
	-	-	-	-		-					8:18.6					
5	-	-	-	-	5.5	1:45:49.2	(1)		84.8	F	1:57:30.8	(=4)	+4.0	91.8		
	-	-	-	-		-					11:41.6					



Legend:	- Information not available	---- Stroke Rate Average	+ Gap or time behind	F Finish
SPM	Average strokes per minute	STC	Total strokes	

Official Timekeeping by OMEGA

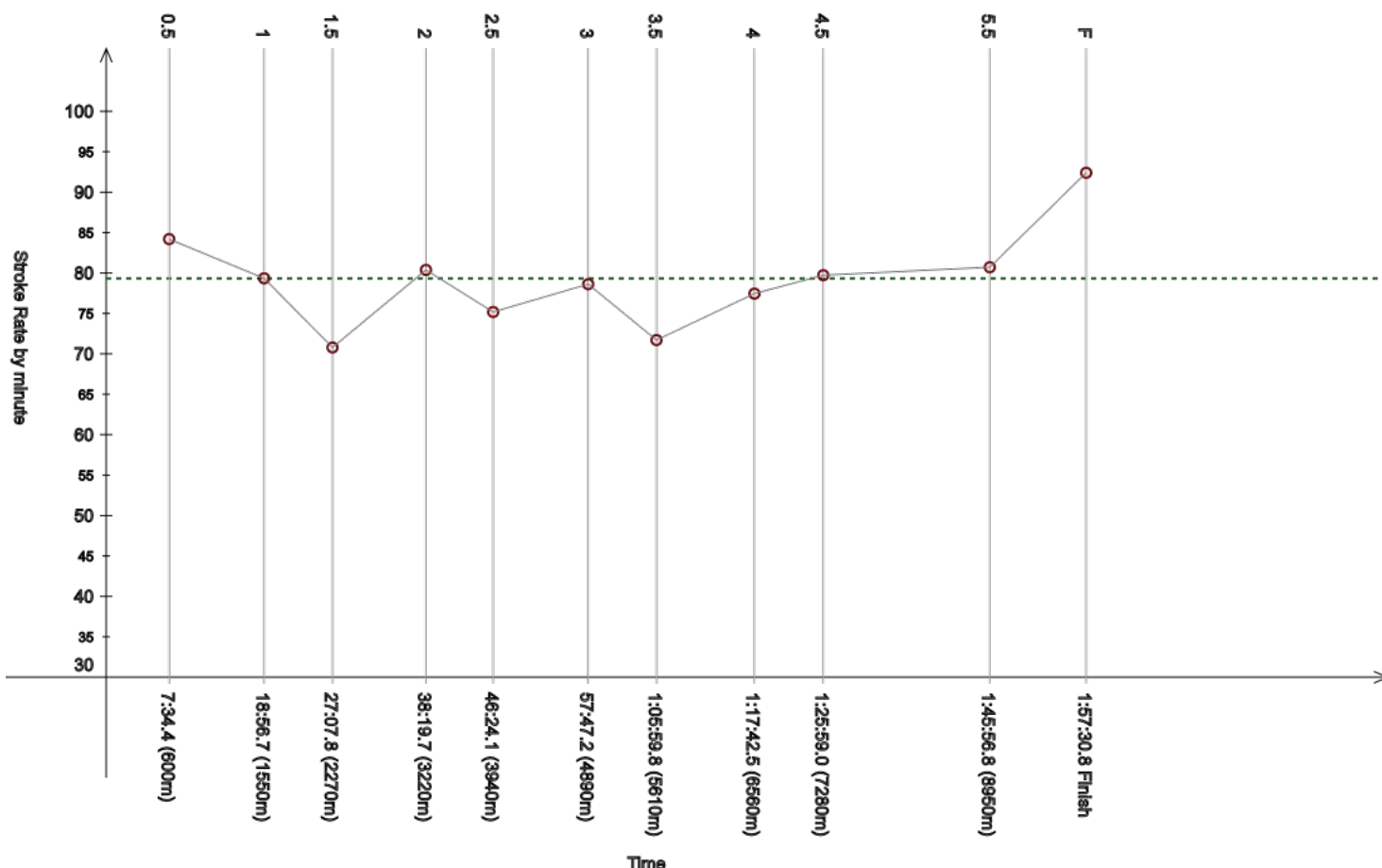
Event 101
3 FEB 2024 - 10:30

Women's 10km

Race Analysis

REVISED
3 FEB 15:10

Rank	Bib	Name	NAT Code			Finish Time	Gap									
4	44	CUNHA Ana Marcela	BRA			1:57:30.8	+4.0									
Lap	Time	Rank	Gap	SPM	Lap	Time	Rank	Gap	SPM	Lap	Time	Rank	Gap	SPM	SPM	STC
0.5	7:34.4	(44)	+15.4	84.2	1	18:56.7	(25)	+12.7	79.3	1.5	27:07.8	(27)	+19.5	70.8		
						11:22.3					8:11.1					
2	38:19.7	(13)	+13.3	80.4	2.5	46:24.1	(=13)	+13.2	75.2	3	57:47.2	(7)	+8.2	78.6		
	11:11.9					8:04.4					11:23.1					
3.5	1:05:59.8	(7)	+9.9	71.7	4	1:17:42.5	(6)	+6.8	77.5	4.5	1:25:59.0	(=10)	+2.3	79.7	79.3	9330
	8:12.6					11:42.7					8:16.5					
5	-	-	-	-	5.5	1:45:56.8	(11)	+7.6	80.7	F	1:57:30.8	(=4)	+4.0	92.4		
	-					-					11:34.0					



Legend:	- Information not available	---- Stroke Rate Average	+ Gap or time behind	F Finish
SPM	Average strokes per minute	STC	Total strokes	

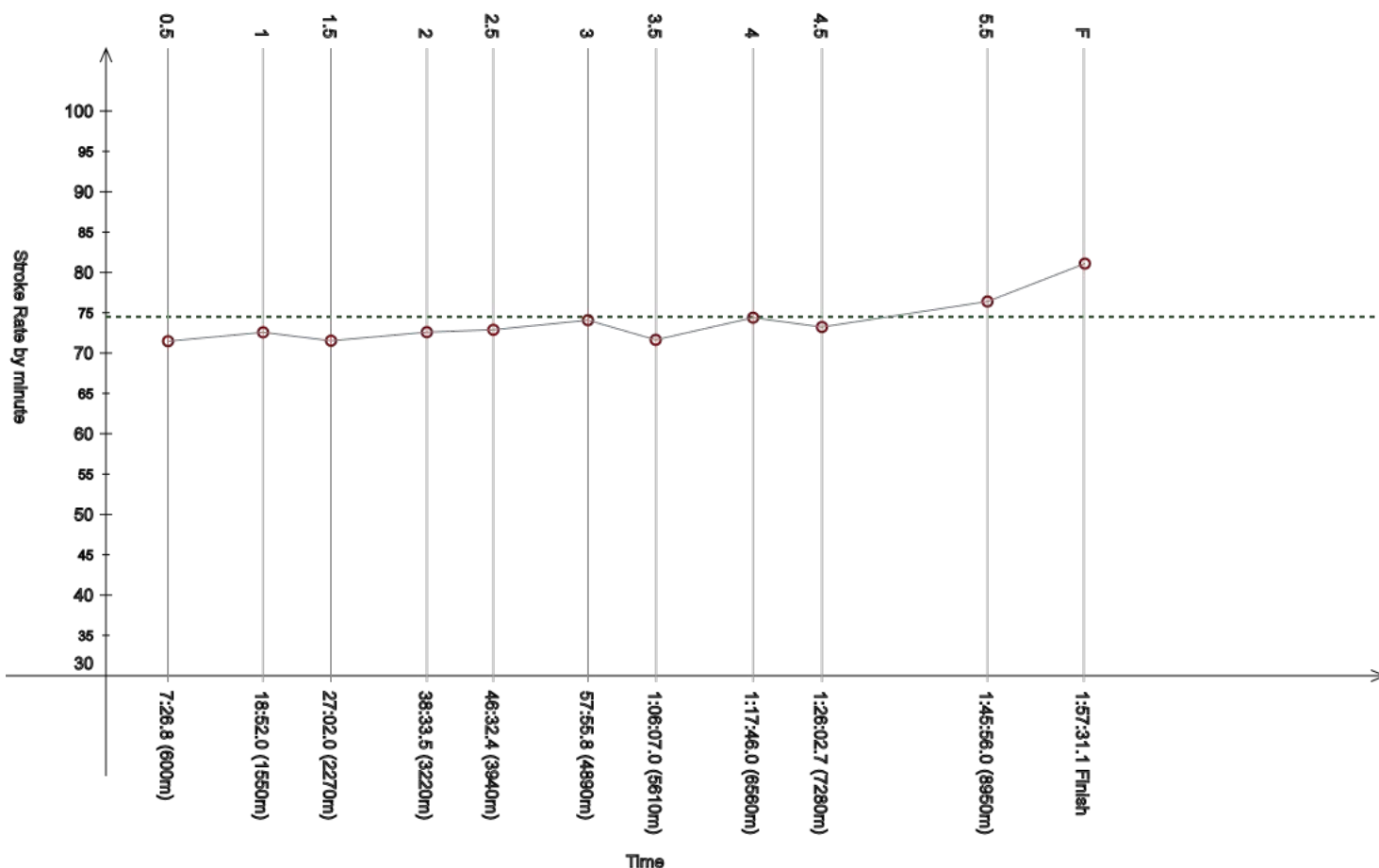
Official Timekeeping by OMEGA

Race Analysis

REVISED
3 FEB 15:10

Rank	Bib	Name	NAT Code	Finish Time	Gap
6	45	DENIGAN Mariah	USA	1:57:31.1	+4.3

Lap	Time	Rank	Gap	SPM	Lap	Time	Rank	Gap	SPM	Lap	Time	Rank	Gap	SPM	SPM	STC
0.5	7:26.8	(16)	+7.8	71.5	1	18:52.0	(14)	+8.0	72.6	1.5	27:02.0	(10)	+13.7	71.5		
						11:25.2					8:10.0					
2	38:33.5	(25)	+27.1	72.6	2.5	46:32.4	(26)	+21.5	72.9	3	57:55.8	(27)	+16.8	74.1		
	11:31.5					7:58.9					11:23.4					
3.5	1:06:07.0	(16)	+17.1	71.6	4	1:17:46.0	(16)	+10.3	74.4	4.5	1:26:02.7	(=17)	+6.0	73.2	74.5	8794
	8:11.2					11:39.0					8:16.7					
5	-	-	-	-	5.5	1:45:56.0	(=8)	+6.8	76.4	F	1:57:31.1	(6)	+4.3	81.1		
	-					-					11:35.1					



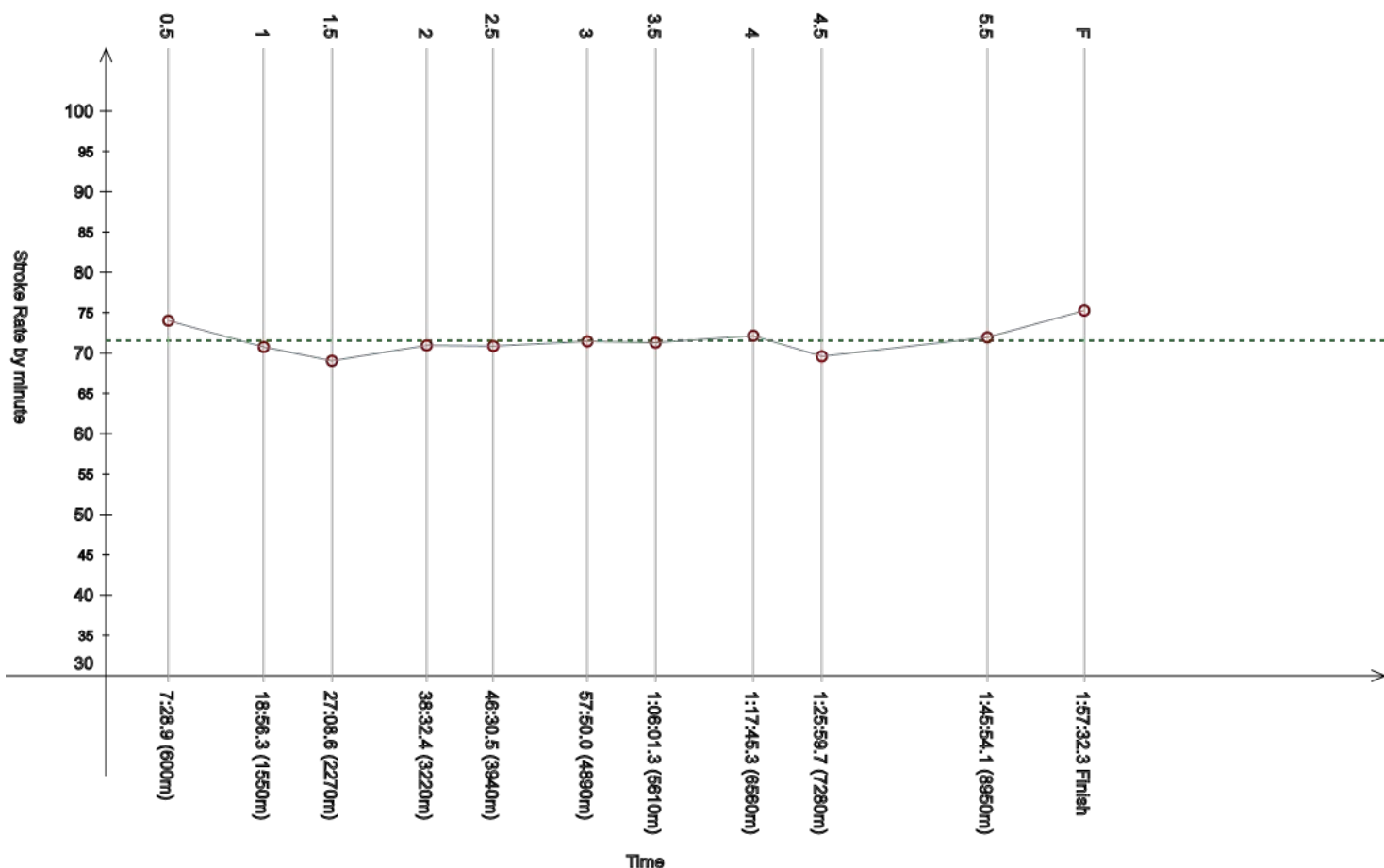
Legend:	- Information not available	---- Stroke Rate Average	+ Gap or time behind	F Finish
SPM	Average strokes per minute	STC	Total strokes	

Official Timekeeping by OMEGA

Race Analysis

REVISED
3 FEB 15:10

Rank	Bib	Name	NAT Code					Finish Time	Gap							
7	23	JOUISSE Caroline Laure	FRA					1:57:32.3	+5.5							
Lap	Time	Rank	Gap	SPM	Lap	Time	Rank	Gap	SPM	Lap	Time	Rank	Gap	SPM	SPM	STC
0.5	7:28.9	(23)	+9.9	74.0	1	18:56.3	(24)	+12.3	70.8	1.5	27:08.6	(=32)	+20.3	69.0		
						11:27.4					8:12.3					
2	38:32.4	(23)	+26.0	71.0	2.5	46:30.5	(21)	+19.6	70.9	3	57:50.0	(14)	+11.0	71.5		
	11:23.8					7:58.1					11:19.5					
3.5	1:06:01.3	(10)	+11.4	71.3	4	1:17:45.3	(13)	+9.6	72.2	4.5	1:25:59.7	(14)	+3.0	69.6	71.6	8409
	8:11.3					11:44.0					8:14.4					
5	-	-	-	-	5.5	1:45:54.1	(3)	+4.9	72.0	F	1:57:32.3	(7)	+5.5	75.3		
	-					-					11:38.2					



Legend:	- Information not available	---- Stroke Rate Average	+ Gap or time behind	F Finish
SPM	Average strokes per minute	STC	Total strokes	

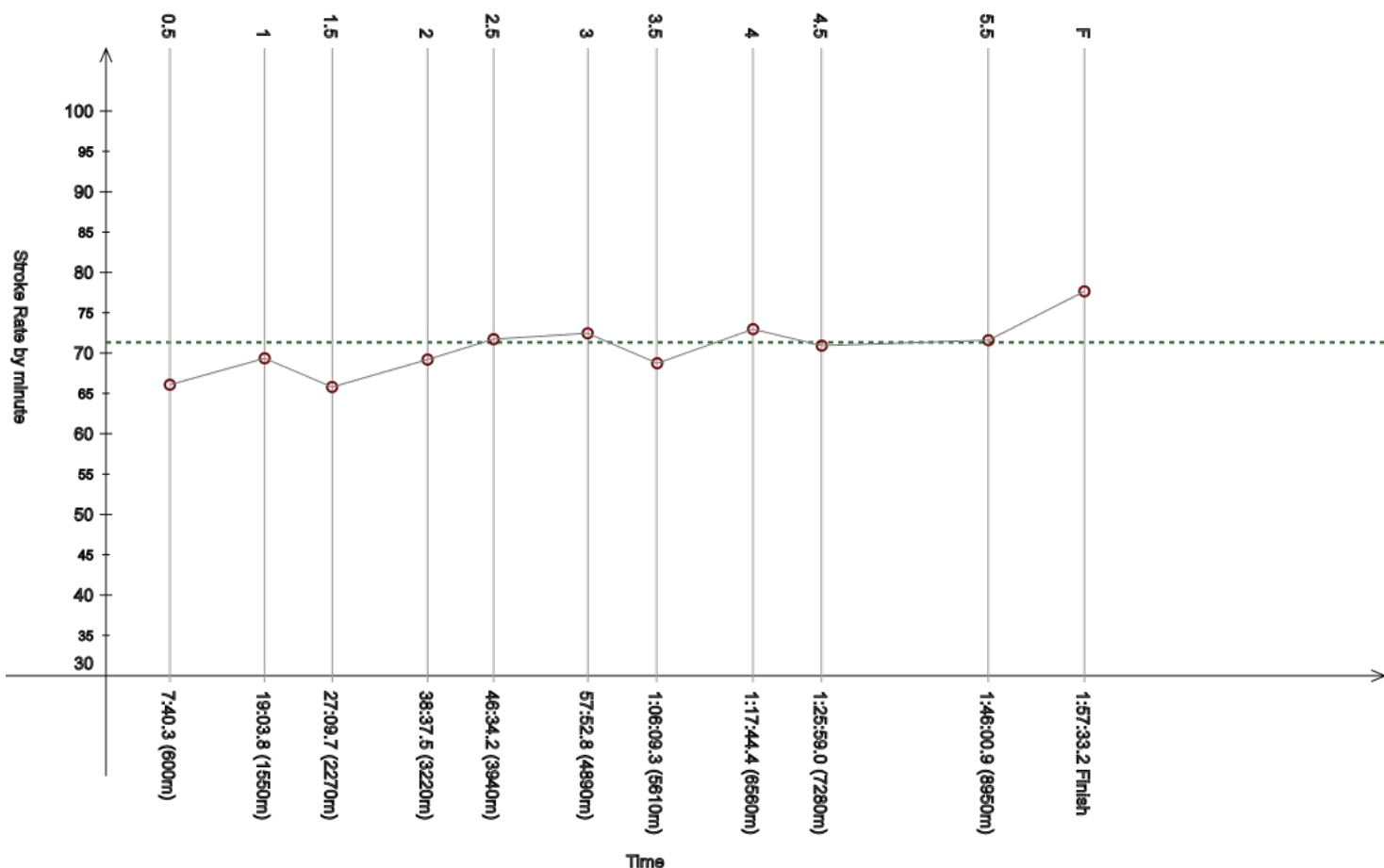
Official Timekeeping by OMEGA

Race Analysis

REVISED
3 FEB 15:10

Rank	Bib	Name	NAT Code	Finish Time	Gap
8	36	BRIDI Arianna	ITA	1:57:33.2	+6.4

Lap	Time	Rank	Gap	SPM	Lap	Time	Rank	Gap	SPM	Lap	Time	Rank	Gap	SPM	SPM	STC
0.5	7:40.3	(56)	+21.3	66.1	1	19:03.8	(42)	+19.8	69.4	1.5	27:09.7	(38)	+21.4	65.8		
						11:23.5					8:05.9					
2	38:37.5	(31)	+31.1	69.2	2.5	46:34.2	(30)	+23.3	71.7	3	57:52.8	(21)	+13.8	72.5		
	11:27.8					7:56.7					11:18.6					
3.5	1:06:09.3	(=19)	+19.4	68.7	4	1:17:44.4	(11)	+8.7	73.0	4.5	1:25:59.0	(=10)	+2.3	70.9	71.3	8326
	8:16.5					11:35.1					8:14.6					
5	-	-	-	-	5.5	1:46:00.9	(23)	+11.7	71.6	F	1:57:33.2	(8)	+6.4	77.7		
	-					-					11:32.3					



Legend:	- Information not available	---- Stroke Rate Average	+ Gap or time behind	F Finish
SPM	Average strokes per minute	STC	Total strokes	

Official Timekeeping by OMEGA

Event 101

3 FEB 2024 - 10:30

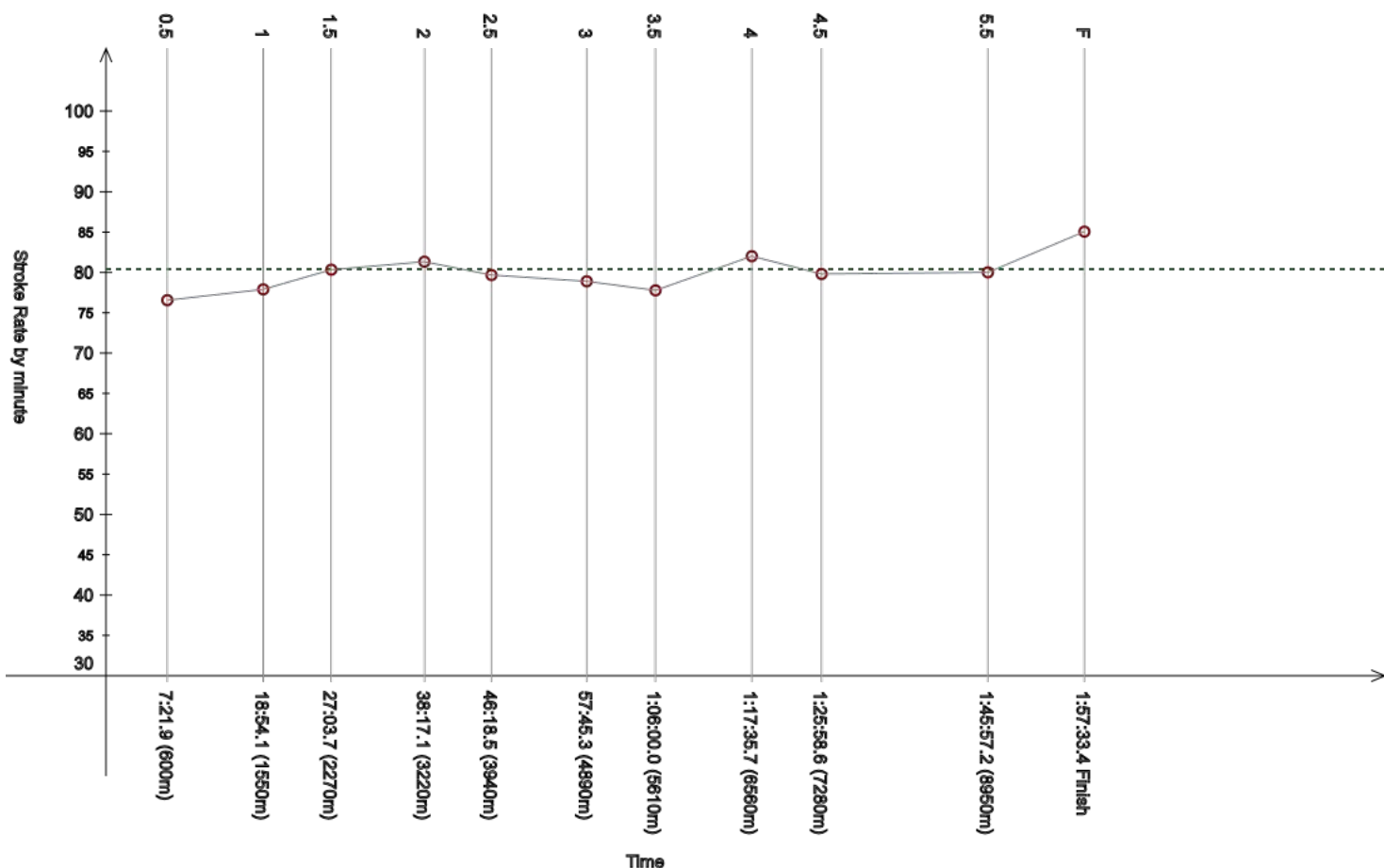
Women's 10km

Race Analysis

REVISED
3 FEB 15:10

Rank	Bib	Name	NAT Code	Finish Time	Gap
9	6	POU Lisa	MON	1:57:33.4	+6.6

Lap	Time	Rank	Gap	SPM	Lap	Time	Rank	Gap	SPM	Lap	Time	Rank	Gap	SPM	SPM	STC
0.5	7:21.9	(3)	+2.9	76.6	1	18:54.1	(17)	+10.1	77.9	1.5	27:03.7	(14)	+15.4	80.3		
						11:32.2					8:09.6					
2	38:17.1	(11)	+10.7	81.3	2.5	46:18.5	(9)	+7.6	79.7	3	57:45.3	(5)	+6.3	78.9		
	11:13.4					8:01.4					11:26.8					
3.5	1:06:00.0	(8)	+10.1	77.8	4	1:17:35.7	(1)		82.0	4.5	1:25:58.6	(8)	+1.9	79.8	80.4	9545
	8:14.7					11:35.7					8:22.9					
5	-	-	-	-	5.5	1:45:57.2	(14)	+8.0	80.0	F	1:57:33.4	(9)	+6.6	85.1		
	-					-					11:36.2					



Legend:	- Information not available	---- Stroke Rate Average	+ Gap or time behind	F Finish
SPM	Average strokes per minute	STC	Total strokes	

Official Timekeeping by OMEGA

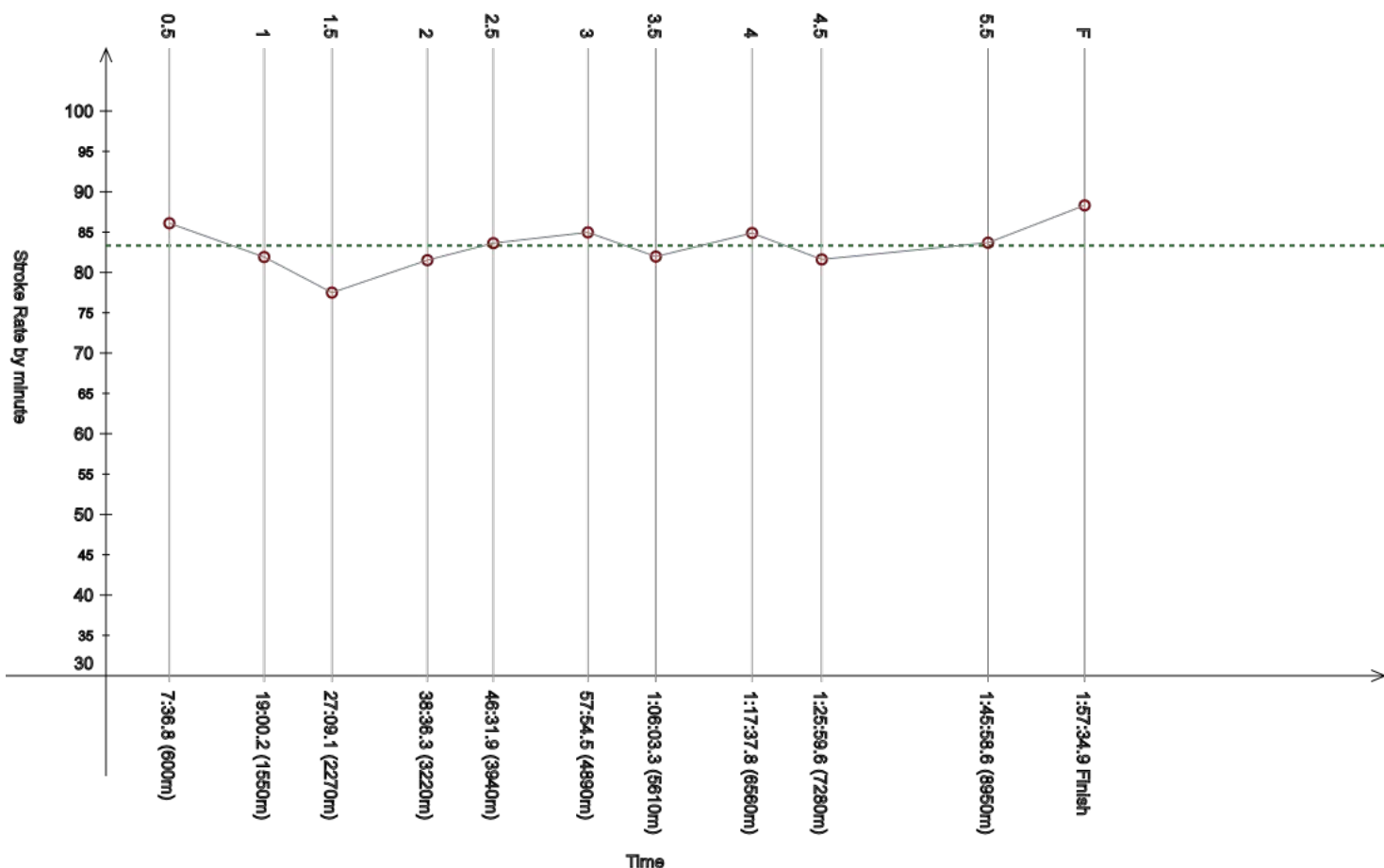
Event 101
3 FEB 2024 - 10:30

Women's 10km

Race Analysis

REVISED
3 FEB 15:10

Rank	Bib	Name	NAT Code					Finish Time	Gap							
10	21	CASSIGNOL Oceane	FRA					1:57:34.9	+8.1							
Lap	Time	Rank	Gap	SPM	Lap	Time	Rank	Gap	SPM	Lap	Time	Rank	Gap	SPM	SPM	STC
0.5	7:36.8	(51)	+17.8	86.1	1	19:00.2	(30)	+16.2	81.9	1.5	27:09.1	(36)	+20.8	77.5		
						11:23.4					8:08.9					
2	38:36.3	(30)	+29.9	81.5	2.5	46:31.9	(25)	+21.0	83.6	3	57:54.5	(25)	+15.5	85.0		
	11:27.2					7:55.6					11:22.6					
3.5	1:06:03.3	(14)	+13.4	82.0	4	1:17:37.8	(3)	+2.1	84.9	4.5	1:25:59.6	(=12)	+2.9	81.6	83.3	9786
	8:08.8					11:34.5					8:21.8					
5	-	-	-	-	5.5	1:45:58.6	(18)	+9.4	83.7	F	1:57:34.9	(10)	+8.1	88.3		
	-					-					11:36.3					



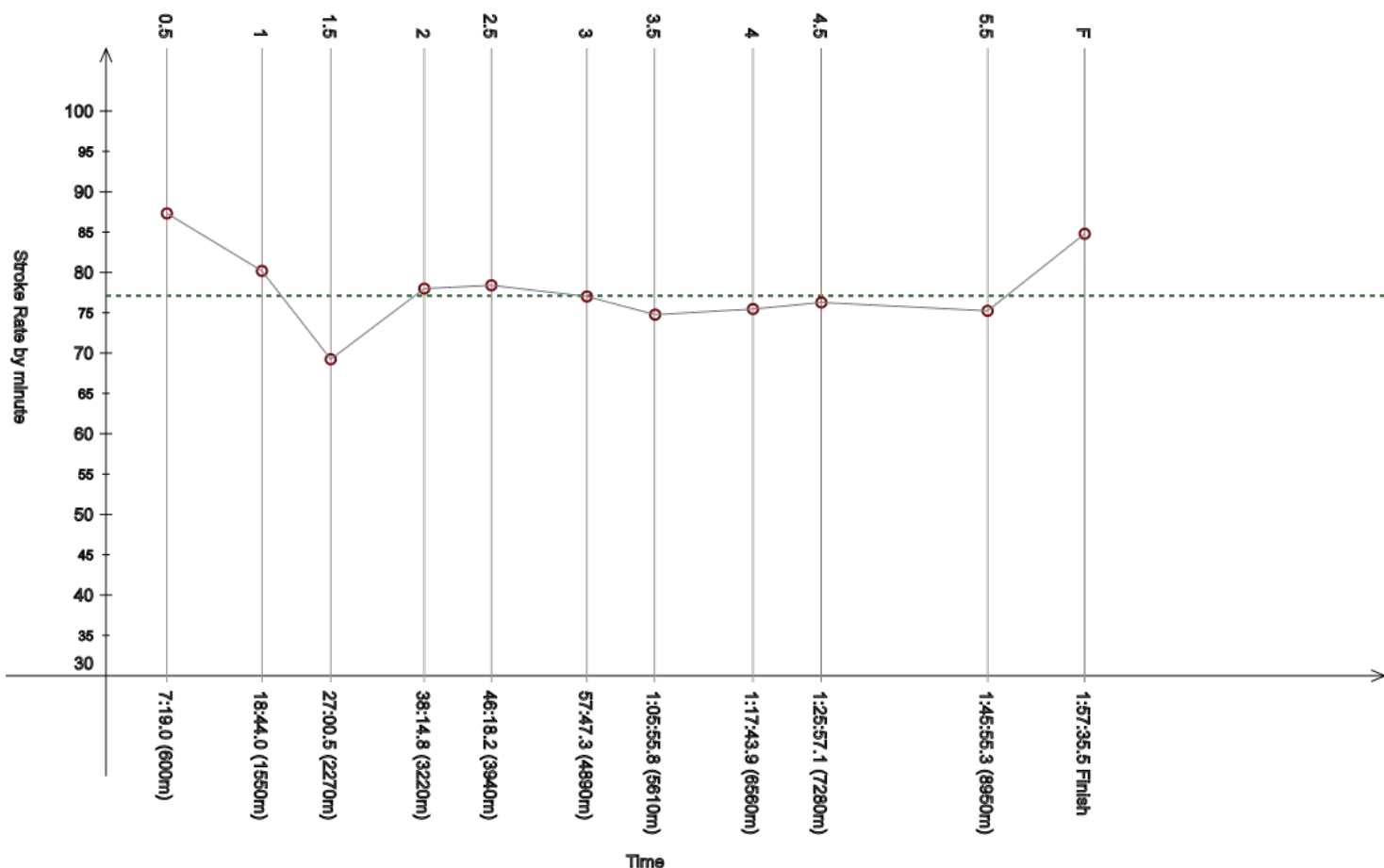
Legend:	- Information not available	---- Stroke Rate Average	+ Gap or time behind	F Finish
SPM	Average strokes per minute	STC	Total strokes	

Official Timekeeping by OMEGA

Race Analysis

REVISED
3 FEB 15:10

Rank	Bib	Name	NAT Code					Finish Time	Gap							
11	3	EBINA Airi	JPN					1:57:35.5	+8.7							
Lap	Time	Rank	Gap	SPM	Lap	Time	Rank	Gap	SPM	Lap	Time	Rank	Gap	SPM	SPM	STC
0.5	7:19.0	(1)		87.3	1	18:44.0	(1)		80.2	1.5	27:00.5	(=5)	+12.2	69.2		
						11:25.0					8:16.5					
2	38:14.8	(5)	+8.4	78.0	2.5	46:18.2	(8)	+7.3	78.4	3	57:47.3	(8)	+8.3	77.0		
	11:14.3					8:03.4					11:29.1					
3.5	1:05:55.8	(5)	+5.9	74.8	4	1:17:43.9	(=9)	+8.2	75.5	4.5	1:25:57.1	(3)	+0.4	76.3	77.1	9119
	8:08.5					11:48.1					8:13.2					
5	-	-	-	-	5.5	1:45:55.3	(6)	+6.1	75.2	F	1:57:35.5	(11)	+8.7	84.8		
	-					-					11:40.2					



Legend:	- Information not available	---- Stroke Rate Average	+ Gap or time behind	F Finish
SPM	Average strokes per minute	STC	Total strokes	

Official Timekeeping by OMEGA

Event 101
3 FEB 2024 - 10:30

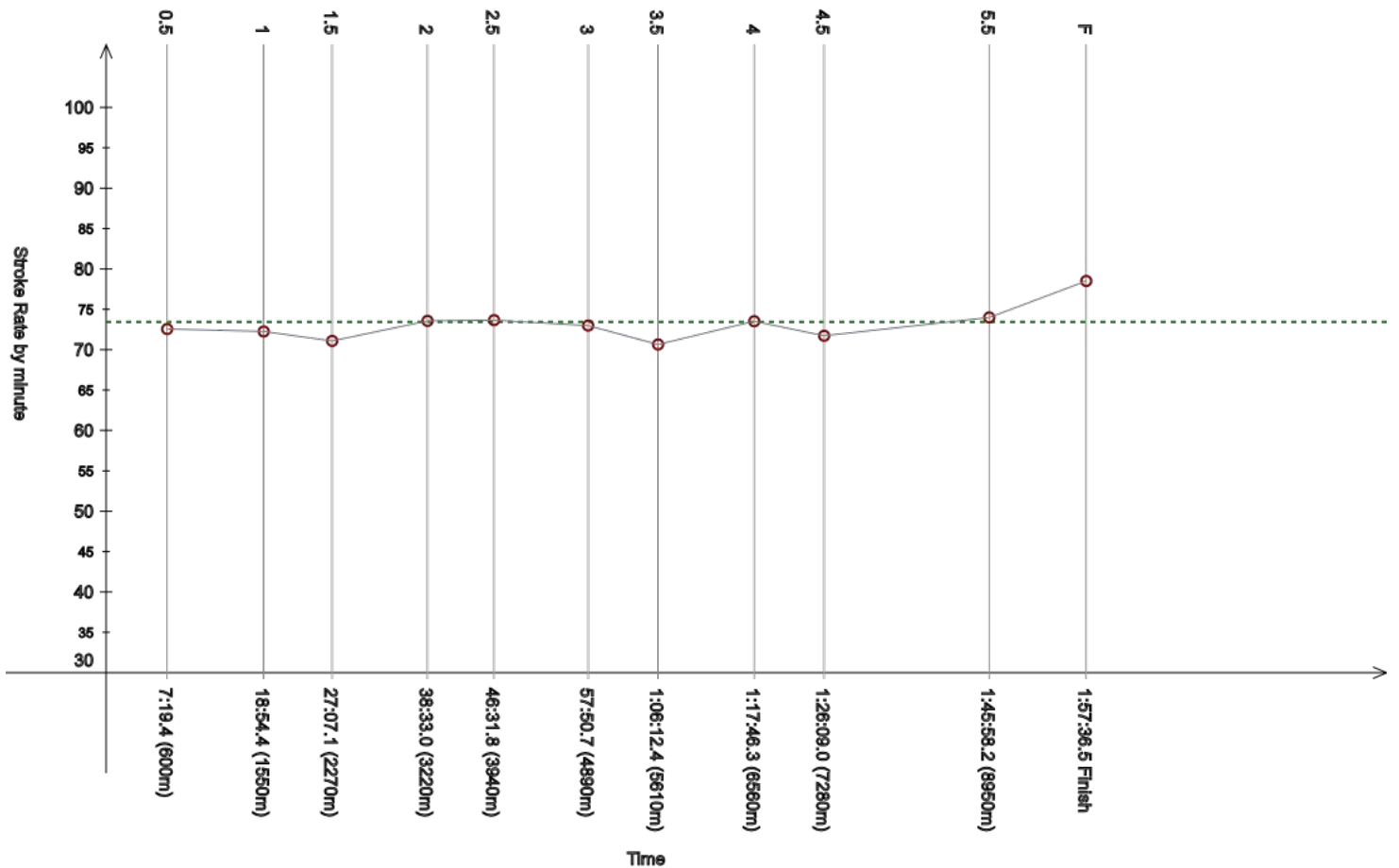
Women's 10km

Race Analysis

REVISED
3 FEB 15:10

Rank	Bib	Name	NAT Code	Finish Time	Gap
12	29	FABIAN Bettina	HUN	1:57:36.5	+9.7

Lap	Time	Rank	Gap	SPM	Lap	Time	Rank	Gap	SPM	Lap	Time	Rank	Gap	SPM	SPM	STC
0.5	7:19.4	(2)	+0.4	72.6	1	18:54.4	(19)	+10.4	72.3	1.5	27:07.1	(23)	+18.8	71.1		
						11:35.0					8:12.7					
2	38:33.0	(24)	+26.6	73.6	2.5	46:31.8	(24)	+20.9	73.7	3	57:50.7	(16)	+11.7	73.0		
	11:25.9					7:58.8					11:18.9					
3.5	1:06:12.4	(28)	+22.5	70.7	4	1:17:46.3	(17)	+10.6	73.5	4.5	1:26:09.0	(27)	+12.3	71.7	73.5	8643
	8:21.7					11:33.9					8:22.7					
5	-	-	-	-	5.5	1:45:58.2	(16)	+9.0	74.0	F	1:57:36.5	(12)	+9.7	78.5		
	-					-					11:38.3					



Legend:	- Information not available	---- Stroke Rate Average	+ Gap or time behind	F Finish
SPM	Average strokes per minute	STC	Total strokes	

Official Timekeeping by OMEGA

Event 101
3 FEB 2024 - 10:30

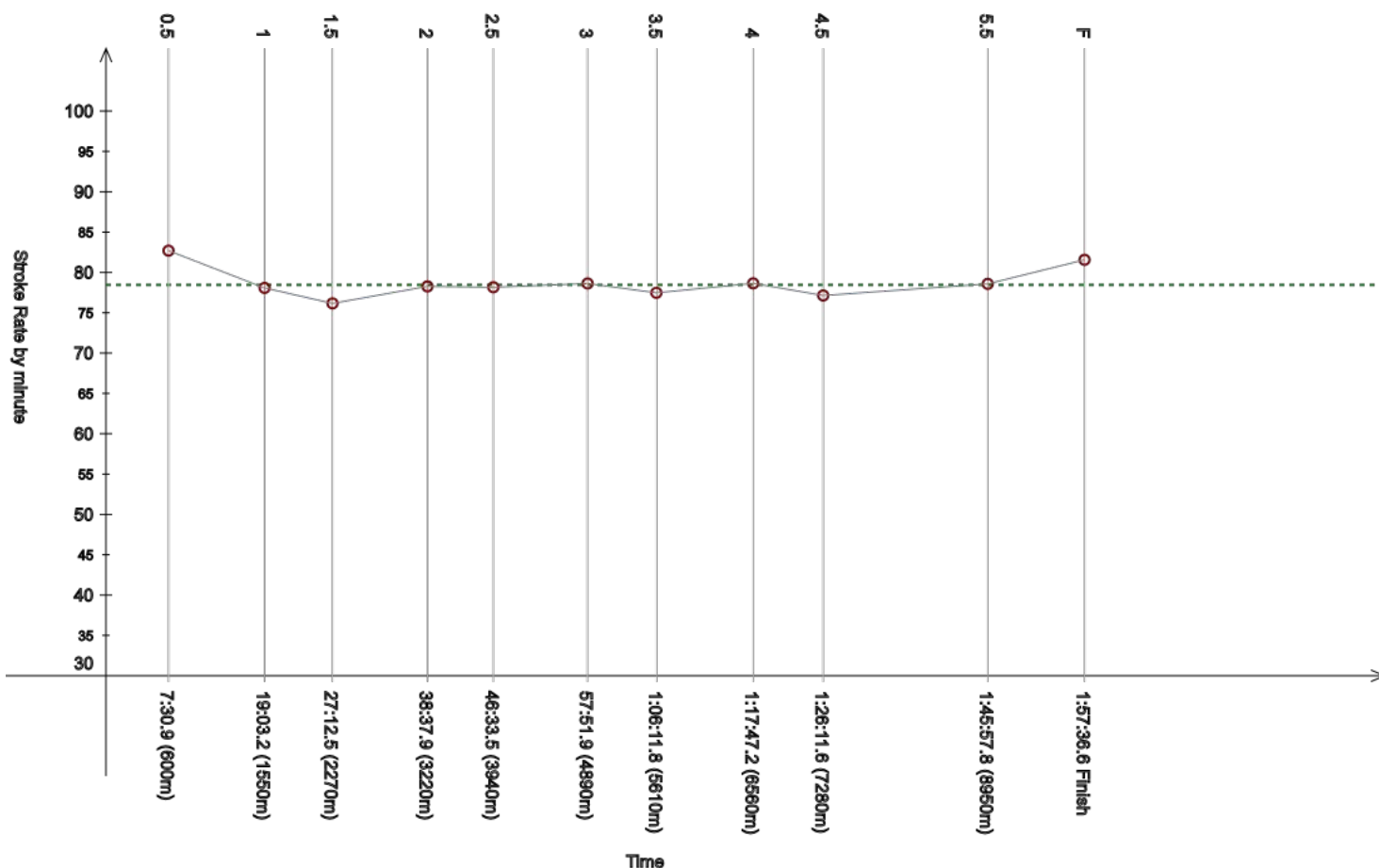
Women's 10km

Race Analysis

REVISED
3 FEB 15:10

Rank	Bib	Name	NAT Code	Finish Time	Gap
13	47	MARTINEZ GUILLEN Angela	ESP	1:57:36.6	+9.8

Lap	Time	Rank	Gap	SPM	Lap	Time	Rank	Gap	SPM	Lap	Time	Rank	Gap	SPM	SPM	STC
0.5	7:30.9	(32)	+11.9	82.7	1	19:03.2	(40)	+19.2	78.1	1.5	27:12.5	(45)	+24.2	76.2		
						11:32.3					8:09.3					
2	38:37.9	(34)	+31.5	78.3	2.5	46:33.5	(=27)	+22.6	78.2	3	57:51.9	(19)	+12.9	78.6		
						7:55.6					11:18.4					
3.5	1:06:11.8	(25)	+21.9	77.5	4	1:17:47.2	(19)	+11.5	78.6	4.5	1:26:11.6	(32)	+14.9	77.1	78.5	9263
						11:35.4					8:24.4					
5	-	-	-	-	5.5	1:45:57.8	(15)	+8.6	78.6	F	1:57:36.6	(13)	+9.8	81.6		
						-					11:38.8					



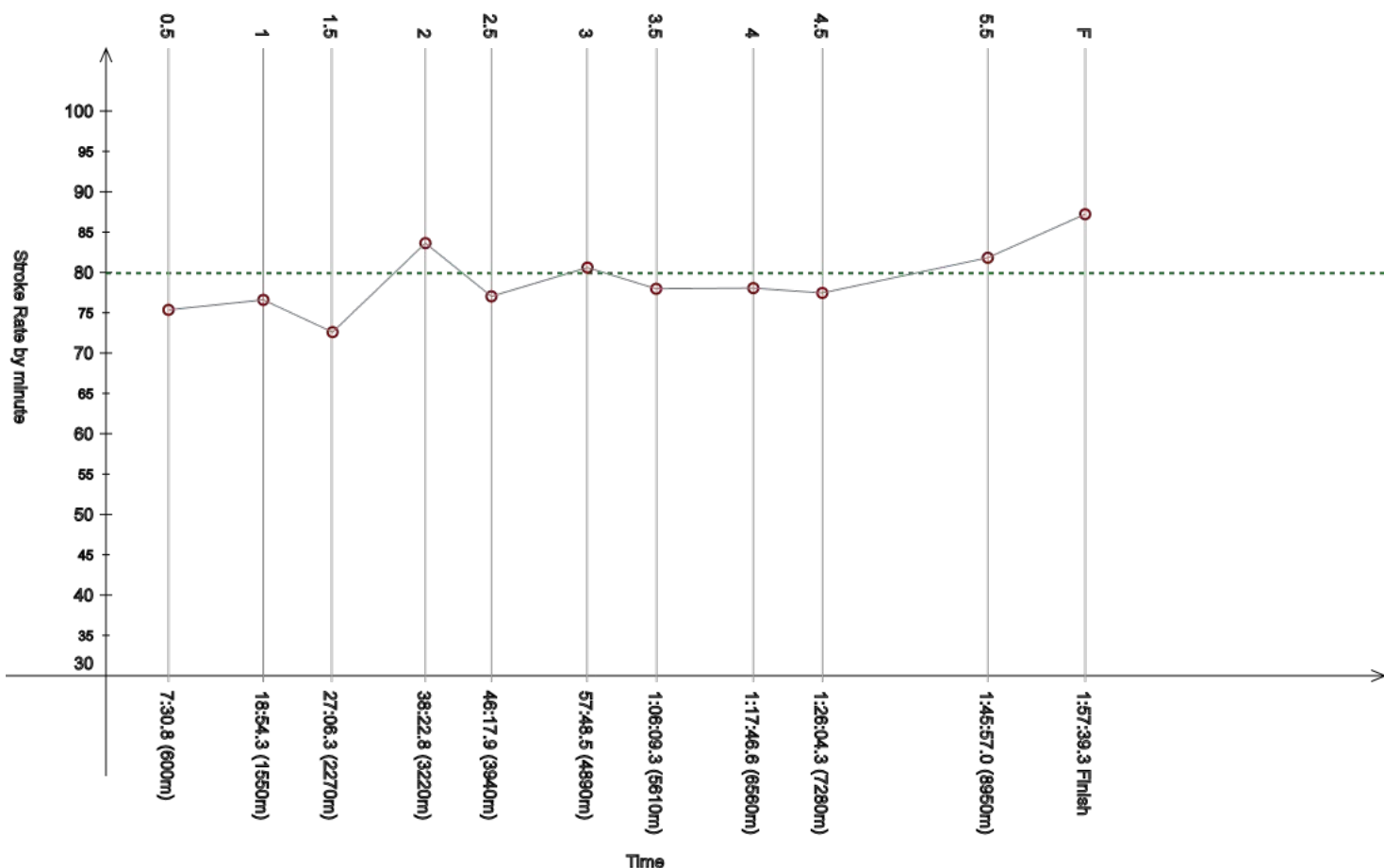
Legend:	- Information not available	---- Stroke Rate Average	+ Gap or time behind	F Finish
SPM	Average strokes per minute	STC	Total strokes	

Official Timekeeping by OMEGA

Race Analysis

REVISED
3 FEB 15:10

Rank	Bib	Name	NAT Code							Finish Time	Gap					
14	63	JUNGBLUT Viviane	BRA							1:57:39.3	+12.5					
Lap	Time	Rank	Gap	SPM	Lap	Time	Rank	Gap	SPM	Lap	Time	Rank	Gap	SPM	SPM	STC
0.5	7:30.8	(31)	+11.8	75.4	1	18:54.3	(18)	+10.3	76.6	1.5	27:06.3	(=16)	+18.0	72.6		
						11:23.5					8:12.0					
2	38:22.8	(17)	+16.4	83.6	2.5	46:17.9	(7)	+7.0	77.0	3	57:48.5	(=10)	+9.5	80.6		
	11:16.5					7:55.1					11:30.6					
3.5	1:06:09.3	(=19)	+19.4	78.0	4	1:17:46.6	(18)	+10.9	78.1	4.5	1:26:04.3	(20)	+7.6	77.5	79.9	9363
	8:20.8					11:37.3					8:17.7					
5	-	-	-	-	5.5	1:45:57.0	(13)	+7.8	81.8	F	1:57:39.3	(14)	+12.5	87.2		
	-					-					11:42.3					



Legend:	- Information not available	---- Stroke Rate Average	+ Gap or time behind	F Finish
SPM	Average strokes per minute	STC	Total strokes	

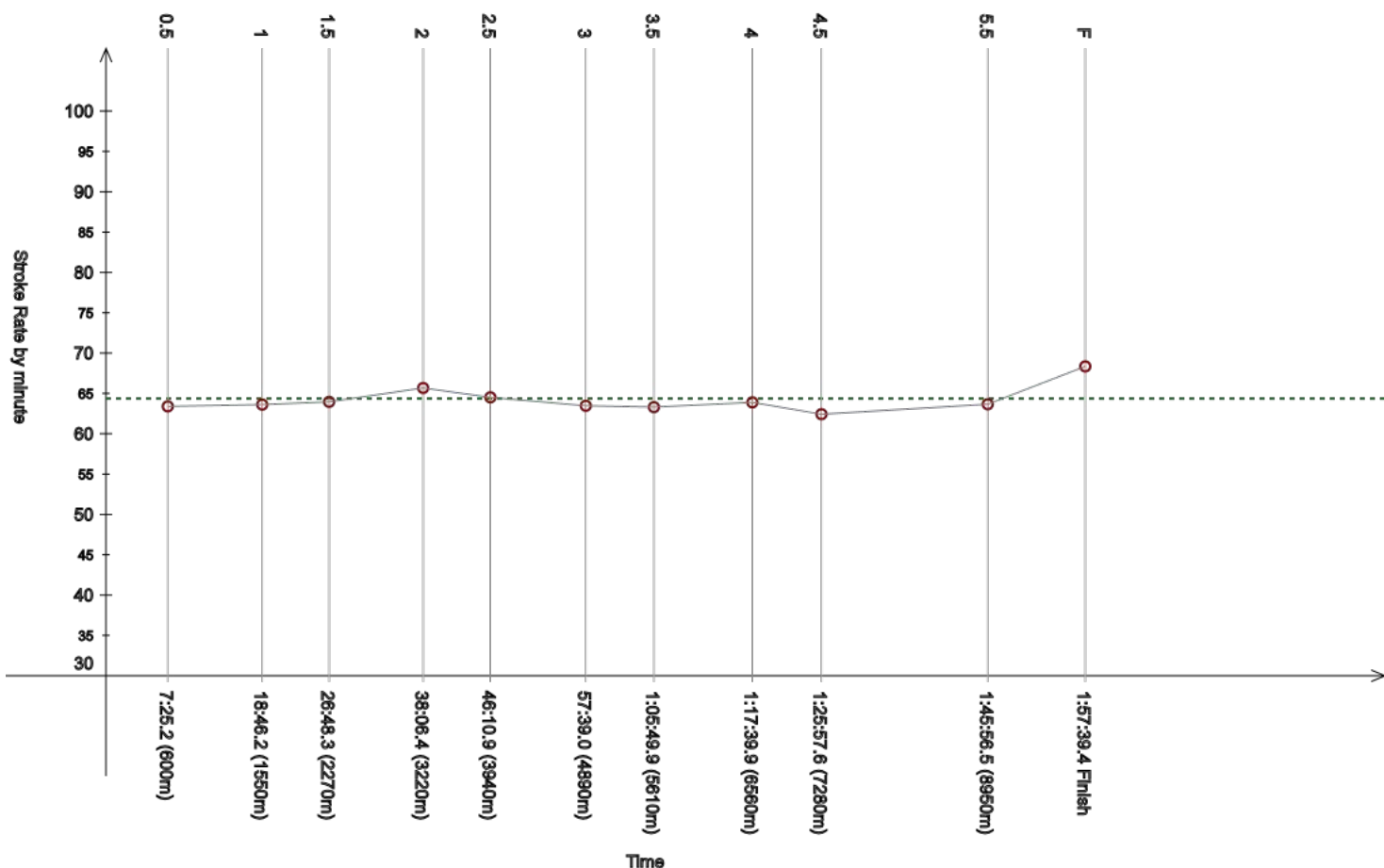
Official Timekeeping by OMEGA

Race Analysis

REVISED
3 FEB 15:10

Rank	Bib	Name	NAT Code	Finish Time	Gap
15	53	GRIMES Katie	USA	1:57:39.4	+12.6

Lap	Time	Rank	Gap	SPM	Lap	Time	Rank	Gap	SPM	Lap	Time	Rank	Gap	SPM	SPM	STC
0.5	7:25.2	(=11)	+6.2	63.4	1	18:46.2	(3)	+2.2	63.6	1.5	26:48.3	(1)		64.0		
						11:21.0					8:02.1					
2	38:06.4	(1)		65.7	2.5	46:10.9	(1)		64.5	3	57:39.0	(1)		63.5		
	11:18.1					8:04.5					11:28.1					
3.5	1:05:49.9	(1)		63.3	4	1:17:39.9	(4)	+4.2	63.9	4.5	1:25:57.6	(5)	+0.9	62.4	64.4	7569
	8:10.9					11:50.0					8:17.7					
5	-	-	-	-	5.5	1:45:56.5	(10)	+7.3	63.7	F	1:57:39.4	(15)	+12.6	68.4		
	-					-					11:42.9					



Legend:	- Information not available	---- Stroke Rate Average	+ Gap or time behind	F Finish
SPM	Average strokes per minute	STC	Total strokes	

Official Timekeeping by OMEGA

Event 101

3 FEB 2024 - 10:30

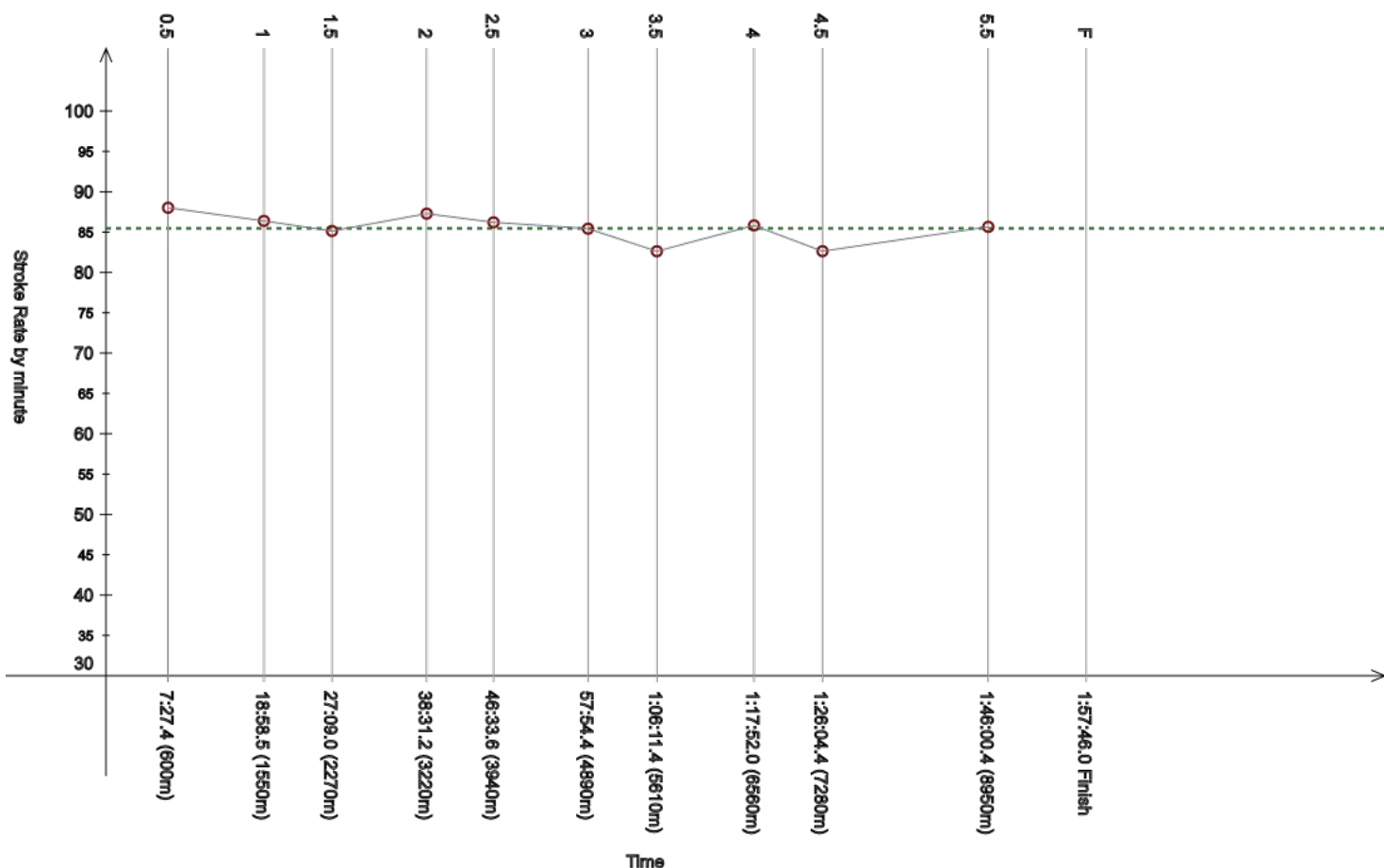
Women's 10km

Race Analysis

REVISED
3 FEB 15:10

Rank	Bib	Name	NAT Code	Finish Time	Gap
16	50	SPIWOKS Jeannette	GER	1:57:46.0	+19.2

Lap	Time	Rank	Gap	SPM	Lap	Time	Rank	Gap	SPM	Lap	Time	Rank	Gap	SPM	SPM	STC
0.5	7:27.4	(19)	+8.4	88.0	1	18:58.5	(27)	+14.5	86.4	1.5	27:09.0	(=34)	+20.7	85.1		
						11:31.1					8:10.5					
2	38:31.2	(22)	+24.8	87.3	2.5	46:33.6	(29)	+22.7	86.2	3	57:54.4	(24)	+15.4	85.4		
	11:22.2					8:02.4					11:20.8					
3.5	1:06:11.4	(24)	+21.5	82.6	4	1:17:52.0	(27)	+16.3	85.8	4.5	1:26:04.4	(21)	+7.7	82.6	85.5	9078
	8:17.0					11:40.6					8:12.4					
5	-	-	-	-	5.5	1:46:00.4	(22)	+11.2	85.7	F	1:57:46.0	(16)	+19.2	-		
	-					-					11:45.6					



Legend:	- Information not available	---- Stroke Rate Average	+ Gap or time behind	F Finish
SPM	Average strokes per minute	STC	Total strokes	

Official Timekeeping by OMEGA

2 - 18 February 2024

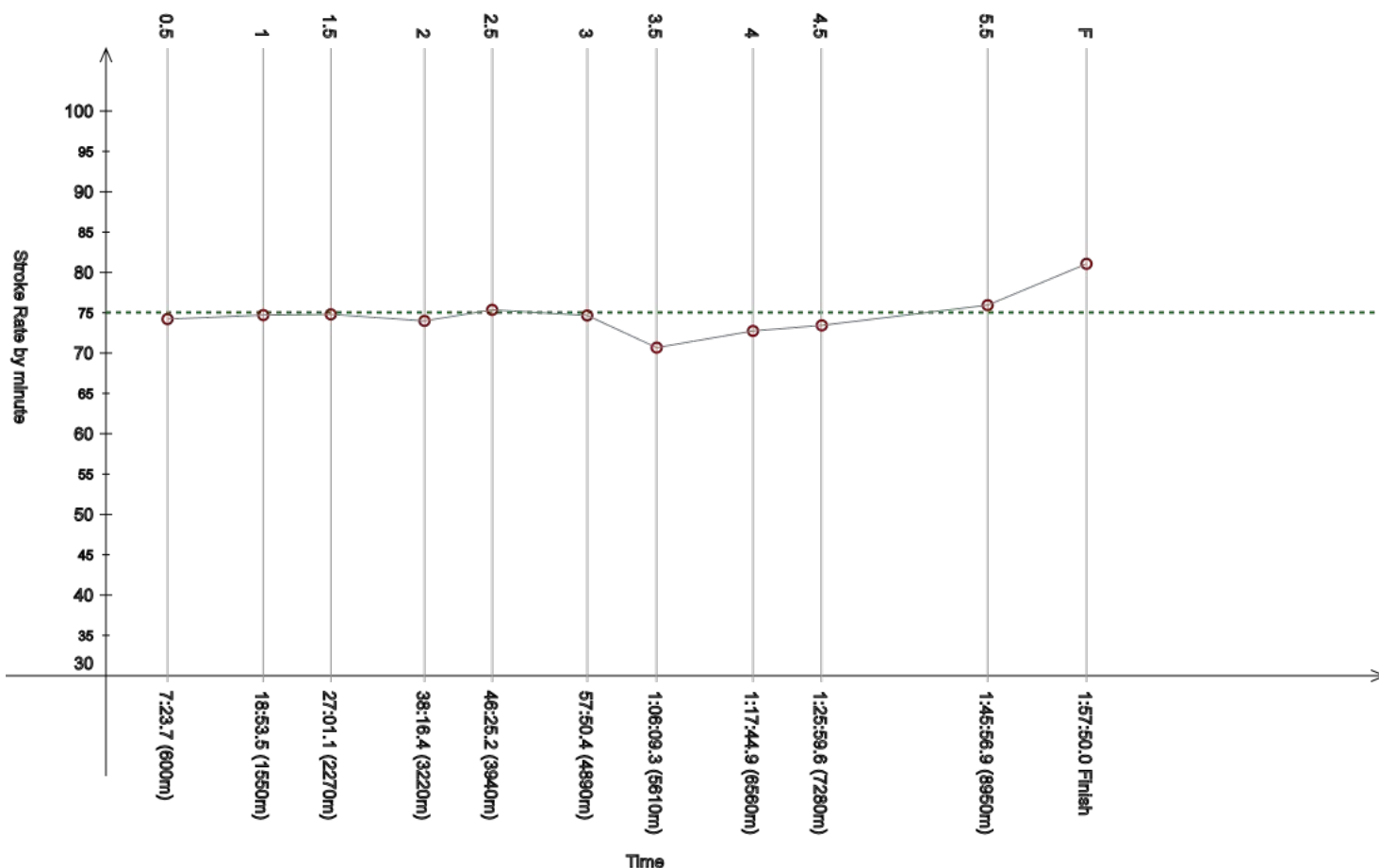
Event 101
3 FEB 2024 - 10:30

Women's 10km

Race Analysis

REVISED
3 FEB 15:10

Rank	Bib	Name	NAT Code					Finish Time	Gap							
17	19	CRISP Leah Phoebe	GBR					1:57:50.0	+23.2							
Lap	Time	Rank	Gap	SPM	Lap	Time	Rank	Gap	SPM	Lap	Time	Rank	Gap	SPM	SPM	STC
0.5	7:23.7	(5)	+4.7	74.2	1	18:53.5	(16)	+9.5	74.7	1.5	27:01.1	(8)	+12.8	74.8		
						11:29.8					8:07.6					
2	38:16.4	(9)	+10.0	74.0	2.5	46:25.2	(16)	+14.3	75.4	3	57:50.4	(15)	+11.4	74.7		
	11:15.3					8:08.8					11:25.2					
3.5	1:06:09.3	(=19)	+19.4	70.7	4	1:17:44.9	(12)	+9.2	72.7	4.5	1:25:59.6	(=12)	+2.9	73.4	75.0	8866
	8:18.9					11:35.6					8:14.7					
5	-	-	-	-	5.5	1:45:56.9	(12)	+7.7	75.9	F	1:57:50.0	(17)	+23.2	81.1		
	-					-					11:53.1					



Legend:	- Information not available	---- Stroke Rate Average	+ Gap or time behind	F Finish
SPM	Average strokes per minute	STC	Total strokes	

Official Timekeeping by OMEGA

Event 101
3 FEB 2024 - 10:30

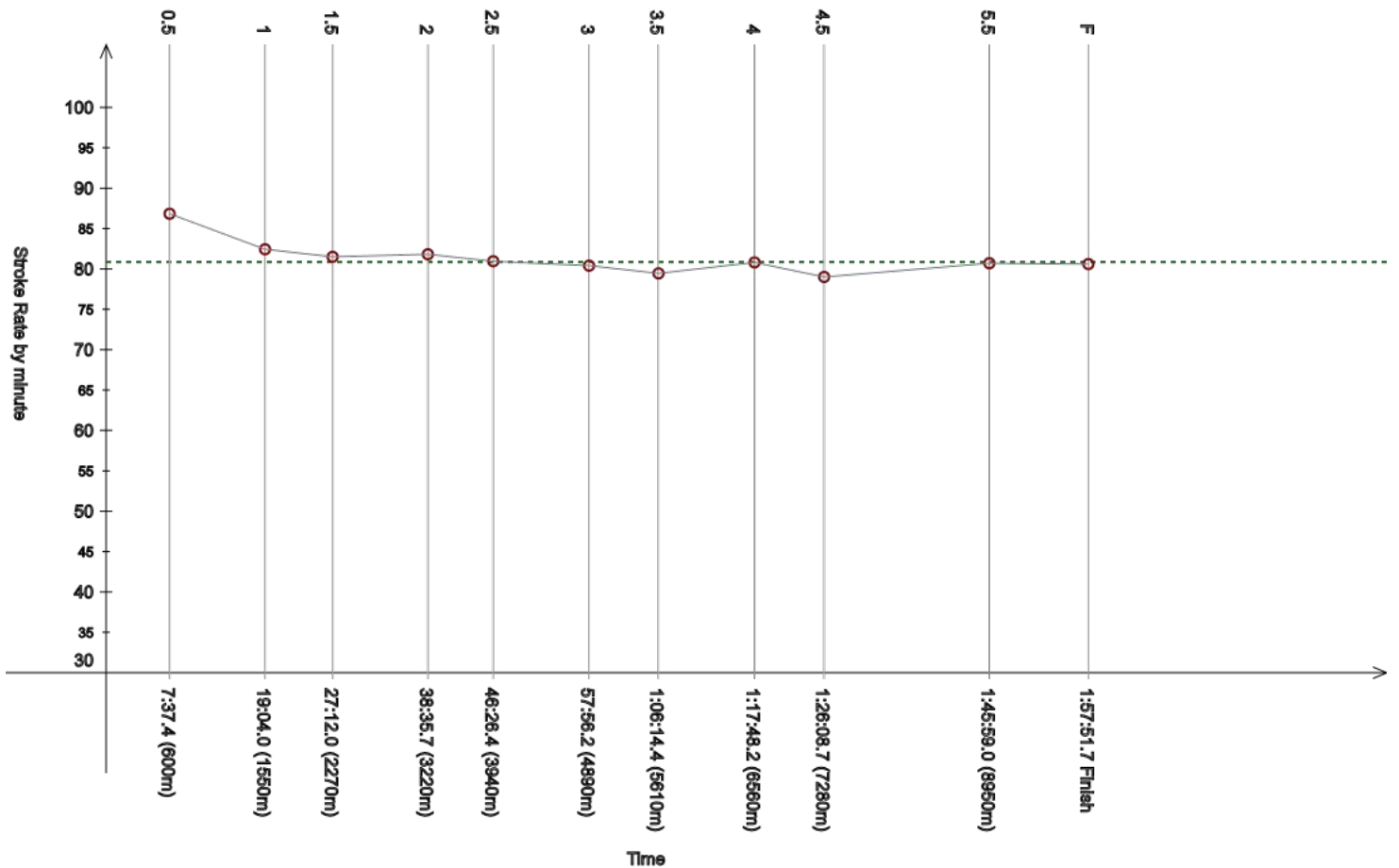
Women's 10km

Race Analysis

REVISED
3 FEB 15:10

Rank	Bib	Name	NAT Code	Finish Time	Gap
18	58	GOUGH Maddy	AUS	1:57:51.7	+24.9

Lap	Time	Rank	Gap	SPM	Lap	Time	Rank	Gap	SPM	Lap	Time	Rank	Gap	SPM	SPM	STC
0.5	7:37.4	(=52)	+18.4	86.8	1	19:04.0	(43)	+20.0	82.4	1.5	27:12.0	(44)	+23.7	81.5		
						11:26.6					8:08.0					
2	38:35.7	(28)	+29.3	81.8	2.5	46:26.4	(18)	+15.5	81.0	3	57:56.2	(28)	+17.2	80.4		
	11:23.7					7:50.7					11:29.8					
3.5	1:06:14.4	(=31)	+24.5	79.5	4	1:17:48.2	(21)	+12.5	80.8	4.5	1:26:08.7	(26)	+12.0	79.0	80.9	9571
	8:18.2					11:33.8					8:20.5					
5	-	-	-	-	5.5	1:45:59.0	(19)	+9.8	80.7	F	1:57:51.7	(18)	+24.9	80.6		
	-					-					11:52.7					



Legend:	- Information not available	---- Stroke Rate Average	+ Gap or time behind	F Finish
SPM	Average strokes per minute	STC	Total strokes	

Official Timekeeping by OMEGA

Event 101
3 FEB 2024 - 10:30

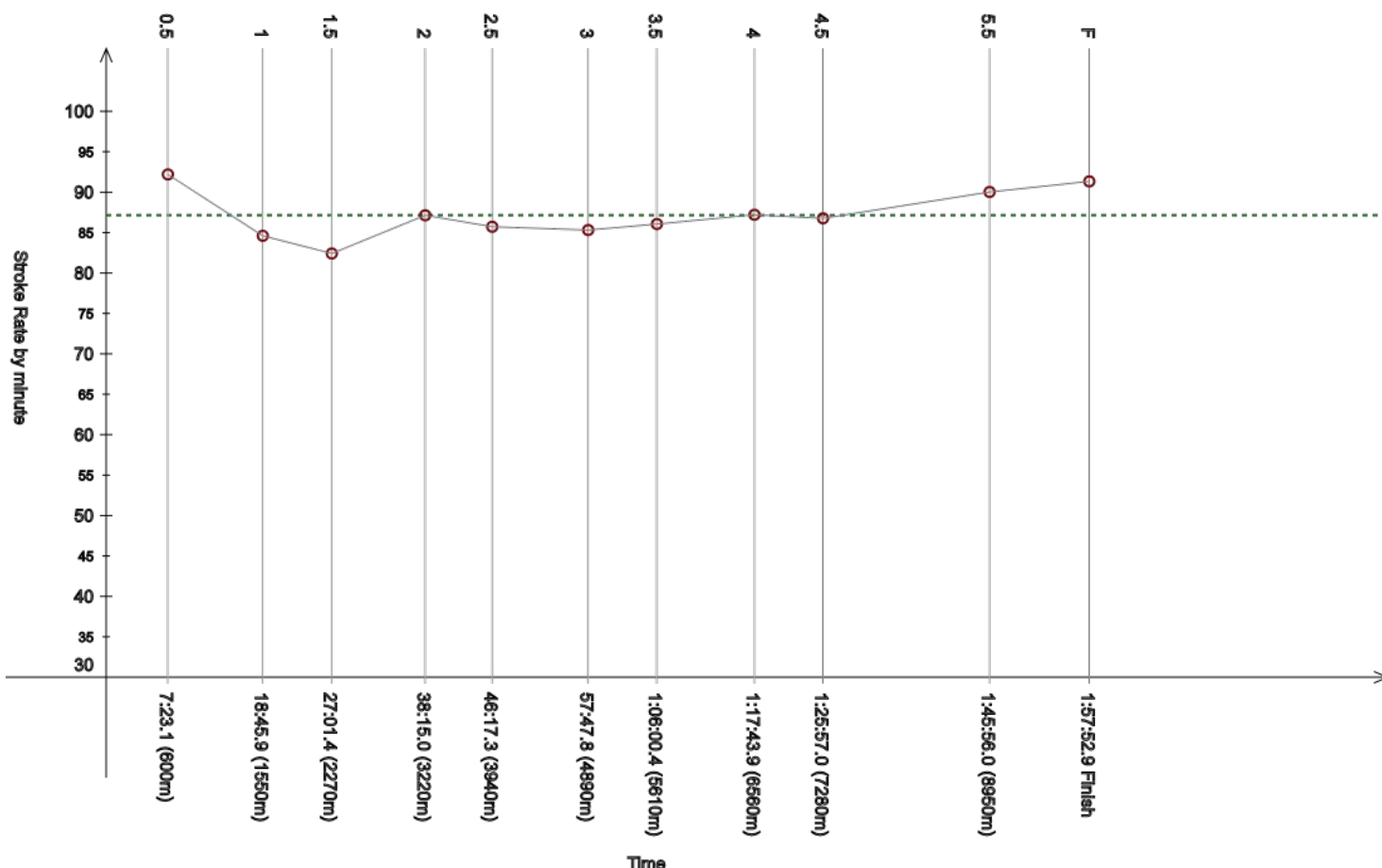
Women's 10km

Race Analysis

REVISED
3 FEB 15:10

Rank	Bib	Name	NAT Code	Finish Time	Gap
19	2	ROSA Mafalda	POR	1:57:52.9	+26.1

Lap	Time	Rank	Gap	SPM	Lap	Time	Rank	Gap	SPM	Lap	Time	Rank	Gap	SPM	SPM	STC
0.5	7:23.1	(4)	+4.1	92.2	1	18:45.9	(2)	+1.9	84.6	1.5	27:01.4	(9)	+13.1	82.4		
						11:22.8					8:15.5					
2	38:15.0	(6)	+8.6	87.1	2.5	46:17.3	(3)	+6.4	85.7	3	57:47.8	(9)	+8.8	85.3		
						8:02.3					11:30.5				87.1	10786
3.5	1:06:00.4	(9)	+10.5	86.1	4	1:17:43.9	(=9)	+8.2	87.2	4.5	1:25:57.0	(2)	+0.3	86.8		
						11:43.5					8:13.1					
5	-	-	-	-	5.5	1:45:56.0	(=8)	+6.8	90.0	F	1:57:52.9	(19)	+26.1	91.3		
						-					11:56.9					



Legend:	
-	Information not available
SPM	Average strokes per minute
----	Stroke Rate Average
STC	Total strokes
+	Gap or time behind
F	Finish

Official Timekeeping by OMEGA

Event 101

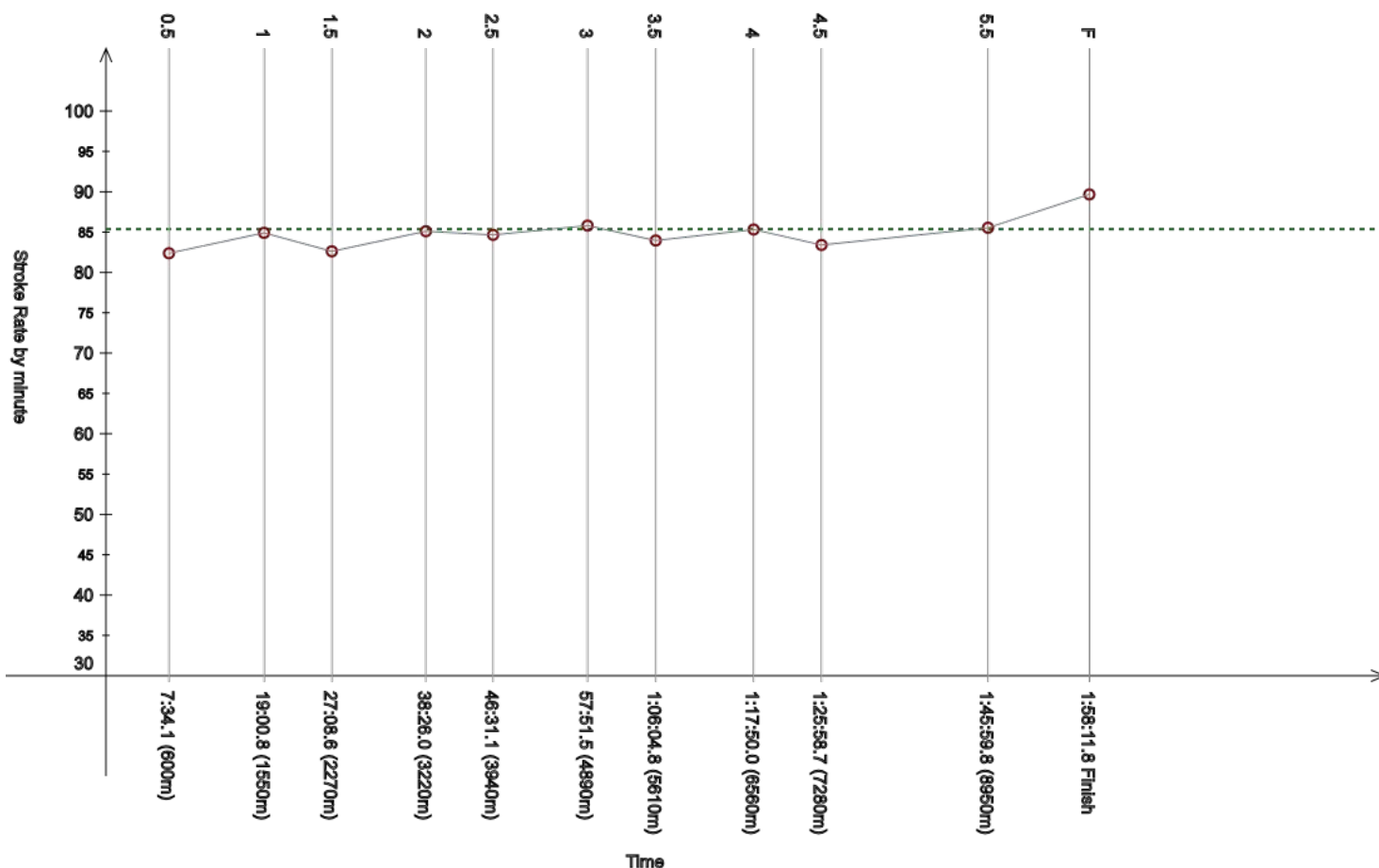
3 FEB 2024 - 10:30

Women's 10km

Race Analysis

REVISED
3 FEB 15:10

Rank	Bib	Name	NAT Code			Finish Time	Gap									
20	67	BECK Leonie	GER			1:58:11.8	+45.0									
Lap	Time	Rank	Gap	SPM	Lap	Time	Rank	Gap	SPM	Lap	Time	Rank	Gap	SPM	SPM	STC
0.5	7:34.1	(43)	+15.1	82.4	1	19:00.8	(32)	+16.8	84.9	1.5	27:08.6	(=32)	+20.3	82.6		
						11:26.7					8:07.8					
2	38:26.0	(18)	+19.6	85.1	2.5	46:31.1	(23)	+20.2	84.7	3	57:51.5	(18)	+12.5	85.8		
	11:17.4					8:05.1					11:20.4					
3.5	1:06:04.8	(15)	+14.9	84.0	4	1:17:50.0	(25)	+14.3	85.3	4.5	1:25:58.7	(9)	+2.0	83.4	85.4	10081
	8:13.3					11:45.2					8:08.7					
5	-	-	-	-	5.5	1:45:59.8	(21)	+10.6	85.5	F	1:58:11.8	(20)	+45.0	89.7		
	-					-					12:12.0					



Legend:	- Information not available	---- Stroke Rate Average	+ Gap or time behind	F Finish
SPM	Average strokes per minute	STC	Total strokes	

Official Timekeeping by OMEGA

Event 101

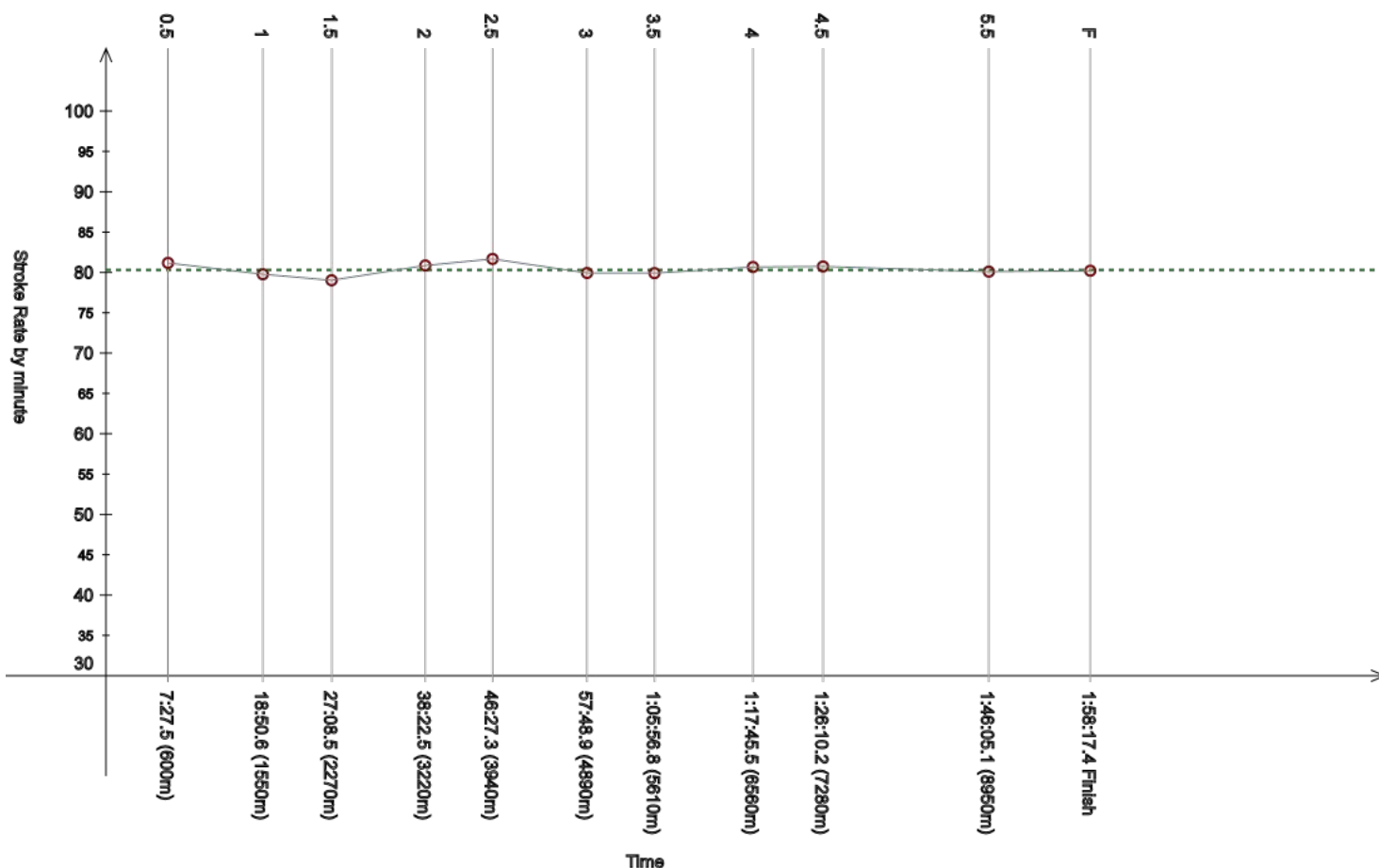
3 FEB 2024 - 10:30

Women's 10km

Race Analysis

REVISED
3 FEB 15:10

Rank	Bib	Name	NAT Code					Finish Time	Gap							
21	9	KAJIMOTO Ichika	JPN					1:58:17.4	+50.6							
Lap	Time	Rank	Gap	SPM	Lap	Time	Rank	Gap	SPM	Lap	Time	Rank	Gap	SPM	SPM	STC
0.5	7:27.5	(20)	+8.5	81.2	1	18:50.6	(11)	+6.6	79.8	1.5	27:08.5	(31)	+20.2	79.0		
						11:23.1					8:17.9					
2	38:22.5	(=15)	+16.1	80.9	2.5	46:27.3	(19)	+16.4	81.7	3	57:48.9	(13)	+9.9	79.9		
	11:14.0					8:04.8					11:21.6					
3.5	1:05:56.8	(6)	+6.9	79.9	4	1:17:45.5	(14)	+9.8	80.7	4.5	1:26:10.2	(29)	+13.5	80.7	80.3	9519
	8:07.9					11:48.7					8:24.7					
5	-	-	-	-	5.5	1:46:05.1	(25)	+15.9	80.1	F	1:58:17.4	(21)	+50.6	80.2		
	-					-					12:12.3					



Legend:	- Information not available	---- Stroke Rate Average	+ Gap or time behind	F Finish
SPM	Average strokes per minute	STC	Total strokes	

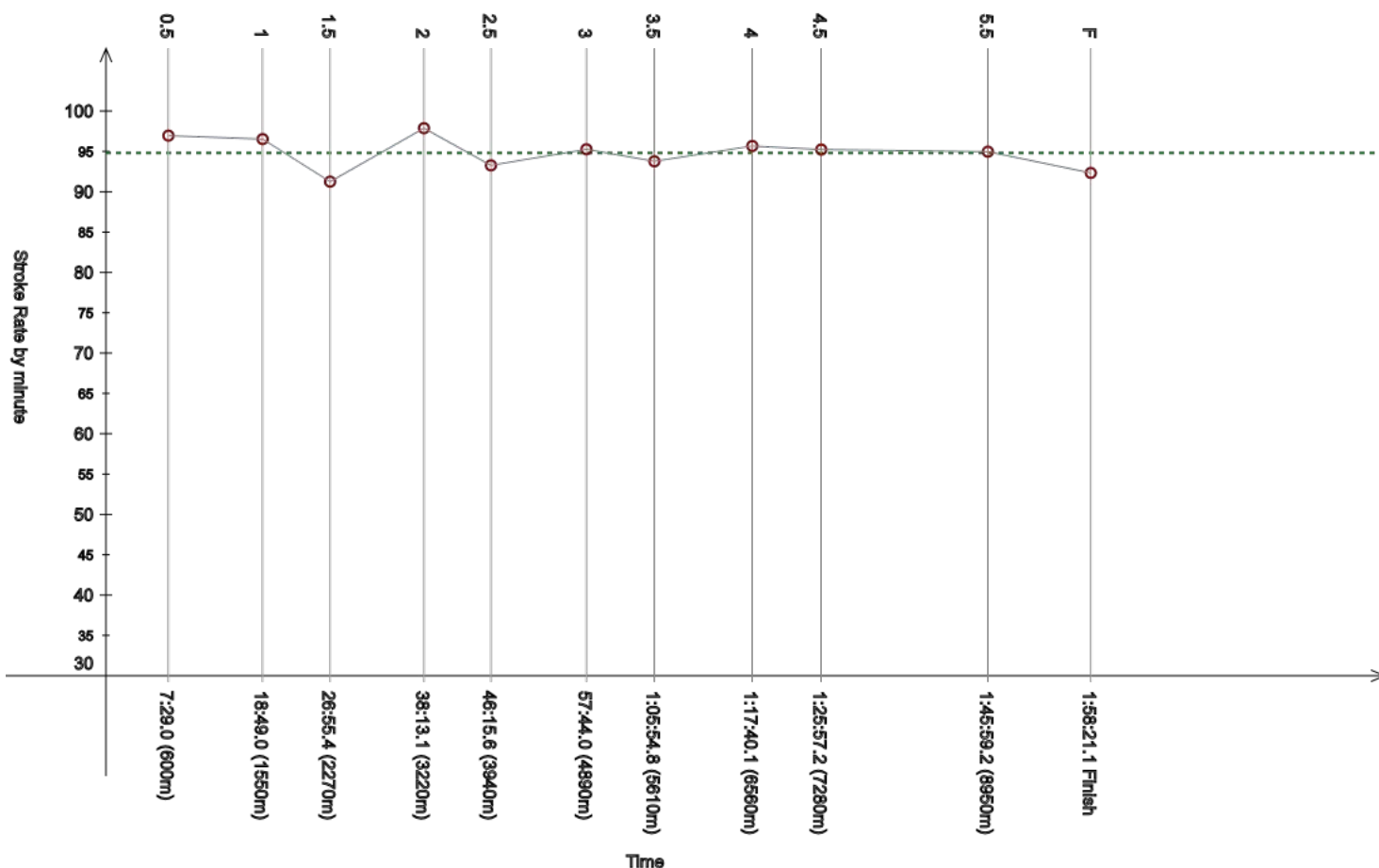
Official Timekeeping by OMEGA

Race Analysis

REVISED
3 FEB 15:10

Rank	Bib	Name	NAT Code	Finish Time	Gap
22	54	TADDEUCCI Geneva	ITA	1:58:21.1	+54.3

Lap	Time	Rank	Gap	SPM	Lap	Time	Rank	Gap	SPM	Lap	Time	Rank	Gap	SPM	SPM	STC
0.5	7:29.0	(=24)	+10.0	97.0	1	18:49.0	(7)	+5.0	96.5	1.5	26:55.4	(2)	+7.1	91.3		
						11:20.0					8:06.4					
2	38:13.1	(4)	+6.7	97.9	2.5	46:15.6	(2)	+4.7	93.3	3	57:44.0	(3)	+5.0	95.3		
	11:17.7					8:02.5					11:28.4				94.8	11228
3.5	1:05:54.8	(4)	+4.9	93.8	4	1:17:40.1	(5)	+4.4	95.7	4.5	1:25:57.2	(4)	+0.5	95.2		
	8:10.8					11:45.3					8:17.1					
5	-	-	-	-	5.5	1:45:59.2	(20)	+10.0	95.0	F	1:58:21.1	(22)	+54.3	92.3		
	-					-					12:21.9					



Legend:	- Information not available	---- Stroke Rate Average	+ Gap or time behind	F Finish
SPM	Average strokes per minute	STC	Total strokes	

Official Timekeeping by OMEGA

Event 101

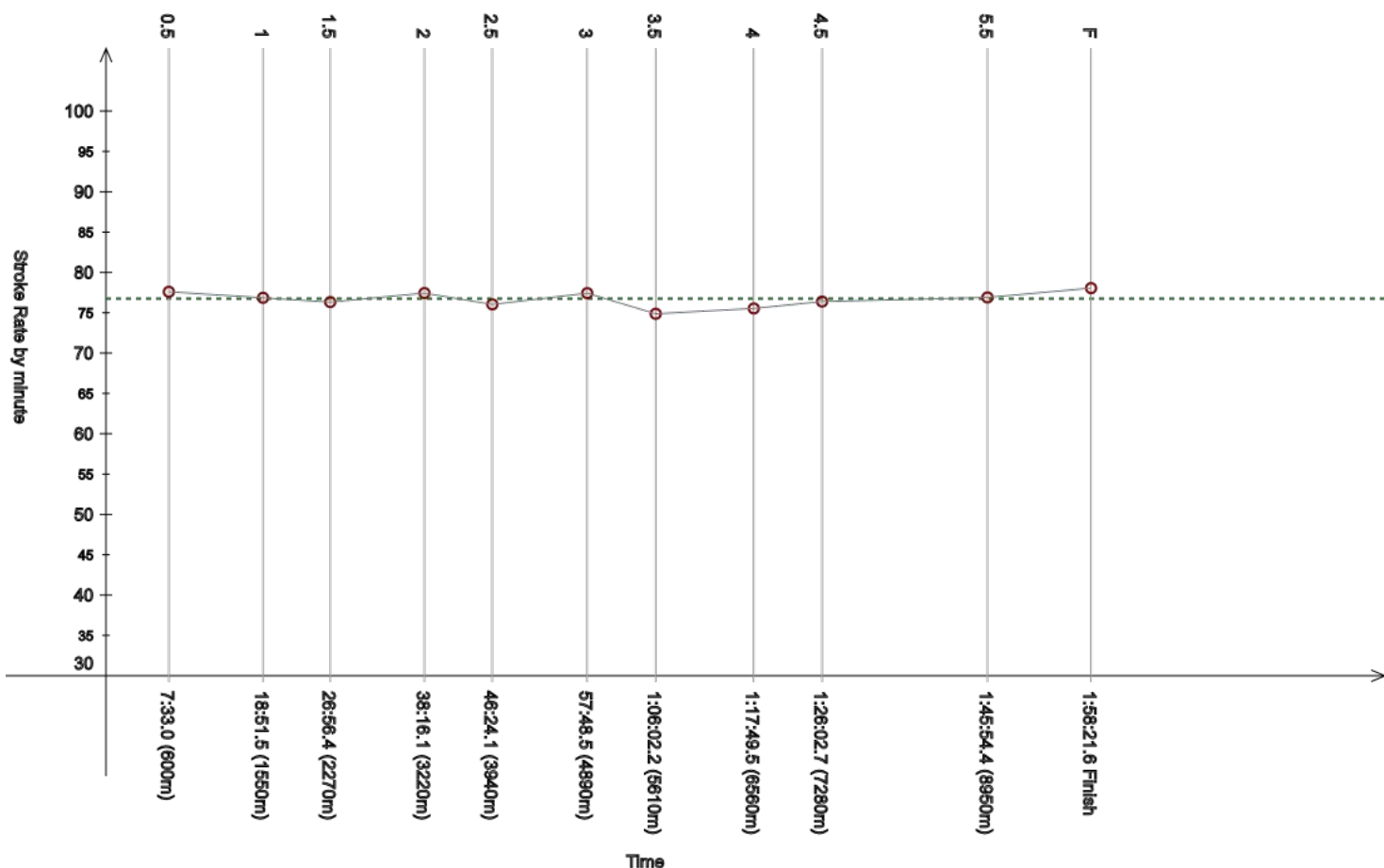
3 FEB 2024 - 10:30

Women's 10km

Race Analysis

REVISED
3 FEB 15:10

Rank	Bib	Name	NAT Code					Finish Time	Gap							
23	68	SANDOVAL Martha	MEX					1:58:21.6	+54.8							
Lap	Time	Rank	Gap	SPM	Lap	Time	Rank	Gap	SPM	Lap	Time	Rank	Gap	SPM	SPM	STC
0.5	7:33.0	(39)	+14.0	77.6	1	18:51.5	(12)	+7.5	76.9	1.5	26:56.4	(3)	+8.1	76.3		
						11:18.5					8:04.9					
2	38:16.1	(=7)	+9.7	77.4	2.5	46:24.1	(=13)	+13.2	76.0	3	57:48.5	(=10)	+9.5	77.4		
	11:19.7					8:08.0					11:24.4				76.8	9066
3.5	1:06:02.2	(11)	+12.3	74.9	4	1:17:49.5	(23)	+13.8	75.5	4.5	1:26:02.7	(=17)	+6.0	76.4		
	8:13.7					11:47.3					8:13.2					
5	-	-	-	-	5.5	1:45:54.4	(4)	+5.2	76.9	F	1:58:21.6	(23)	+54.8	78.1		
	-					-					12:27.2					



Legend:	- Information not available	---- Stroke Rate Average	+ Gap or time behind	F Finish
SPM	Average strokes per minute	STC	Total strokes	

Official Timekeeping by OMEGA

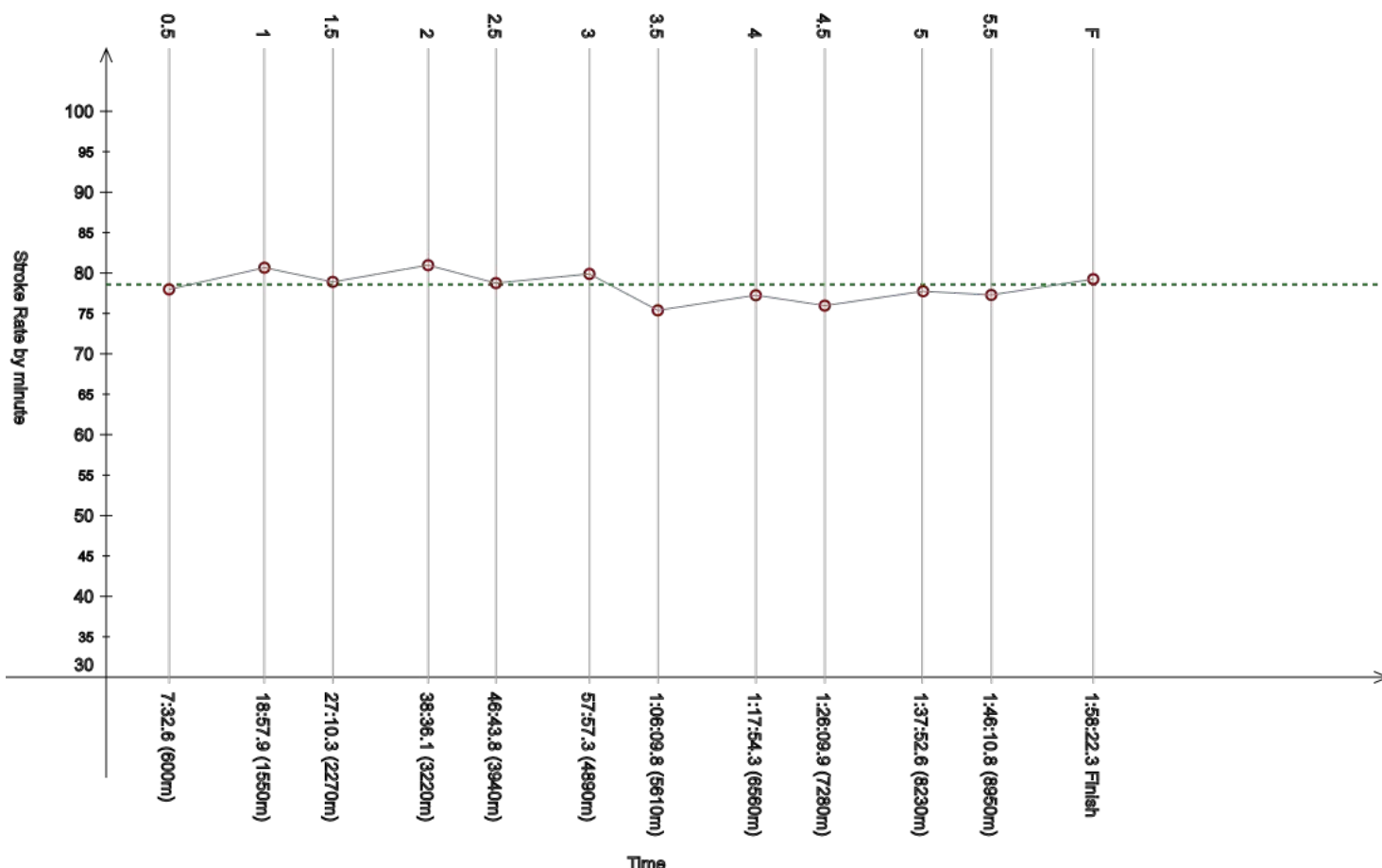
Event 101
3 FEB 2024 - 10:30

Women's 10km

Race Analysis

REVISED
3 FEB 15:10

Rank	Bib	Name	NAT Code							Finish Time	Gap					
24	42	FINLIN Emma	CAN							1:58:22.3	+55.5					
Lap	Time	Rank	Gap	SPM	Lap	Time	Rank	Gap	SPM	Lap	Time	Rank	Gap	SPM	SPM	STC
0.5	7:32.6	(37)	+13.6	78.0	1	18:57.9	(26)	+13.9	80.7	1.5	27:10.3	(41)	+22.0	78.9		
						11:25.3					8:12.4					
2	38:36.1	(29)	+29.7	81.0	2.5	46:43.8	(35)	+32.9	78.8	3	57:57.3	(29)	+18.3	79.9		
	11:25.8					8:07.7					11:13.5				78.6	9307
3.5	1:06:09.8	(=22)	+19.9	75.4	4	1:17:54.3	(=31)	+18.6	77.3	4.5	1:26:09.9	(28)	+13.2	76.0		
	8:12.5					11:44.5					8:15.6					
5	1:37:52.6	(1)		77.7	5.5	1:46:10.8	(=28)	+21.6	77.3	F	1:58:22.3	(24)	+55.5	79.2		
	11:42.7					8:18.2					12:11.5					



Legend:	----- Stroke Rate Average	+	Gap or time behind	F	Finish	SPM	Average strokes per minute
STC	Total strokes						

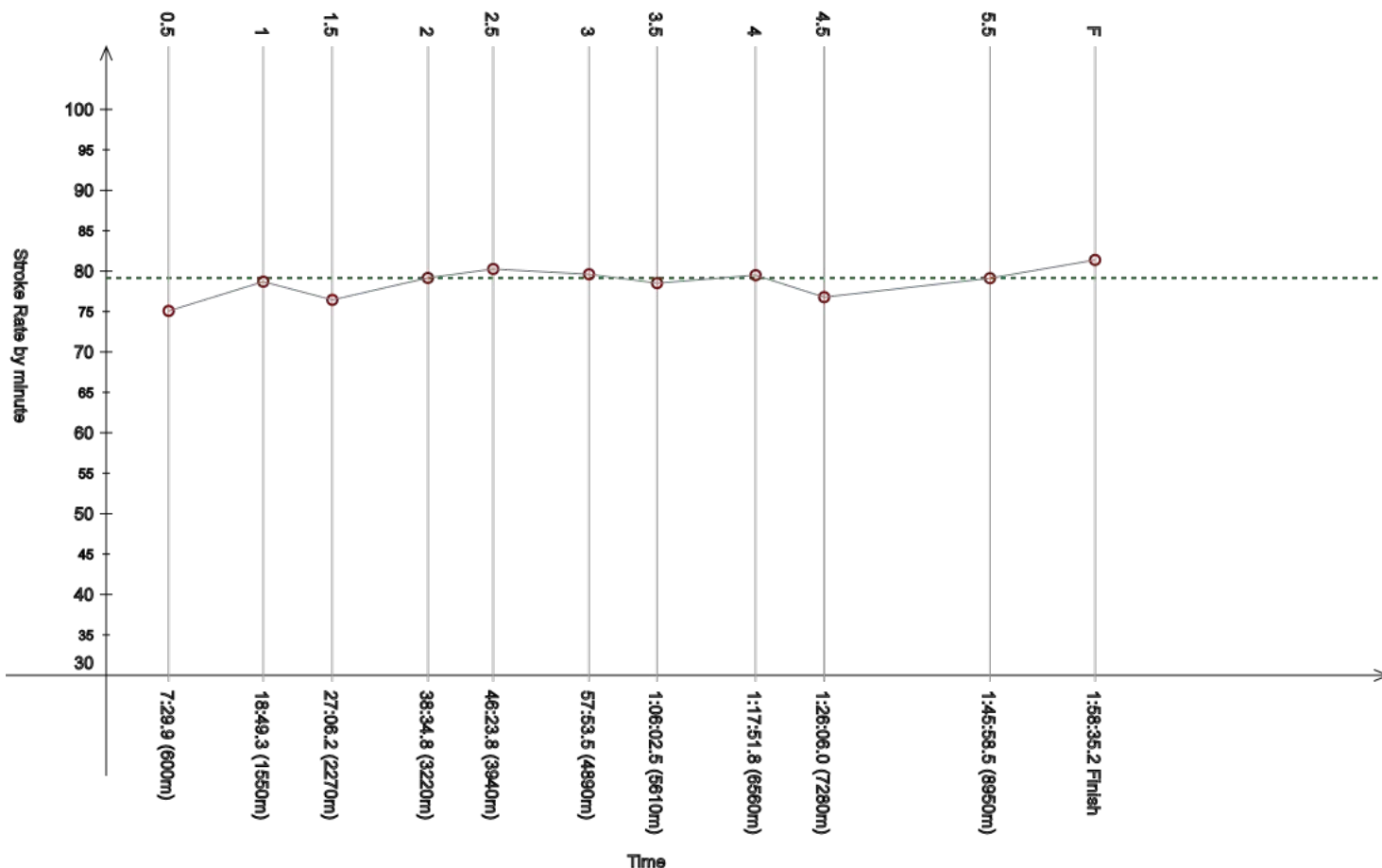
Official Timekeeping by OMEGA

Race Analysis

REVISED
3 FEB 15:10

Rank	Bib	Name	NAT Code	Finish Time	Gap
25	7	BRAMONT-ARIAS Maria	PER	1:58:35.2	+1:08.4

Lap	Time	Rank	Gap	SPM	Lap	Time	Rank	Gap	SPM	Lap	Time	Rank	Gap	SPM	SPM	STC
0.5	7:29.9	(=27)	+10.9	75.1	1	18:49.3	(8)	+5.3	78.7	1.5	27:06.2	(15)	+17.9	76.4		
						11:19.4					8:16.9					
2	38:34.8	(27)	+28.4	79.2	2.5	46:23.8	(12)	+12.9	80.3	3	57:53.5	(22)	+14.5	79.6		
	11:28.6					7:49.0					11:29.7					
3.5	1:06:02.5	(12)	+12.6	78.5	4	1:17:51.8	(26)	+16.1	79.5	4.5	1:26:06.0	(=22)	+9.3	76.8	79.1	9411
	8:09.0					11:49.3					8:14.2					
5	-	-	-	-	5.5	1:45:58.5	(17)	+9.3	79.1	F	1:58:35.2	(25)	++	81.4		
	-					-					12:36.7					



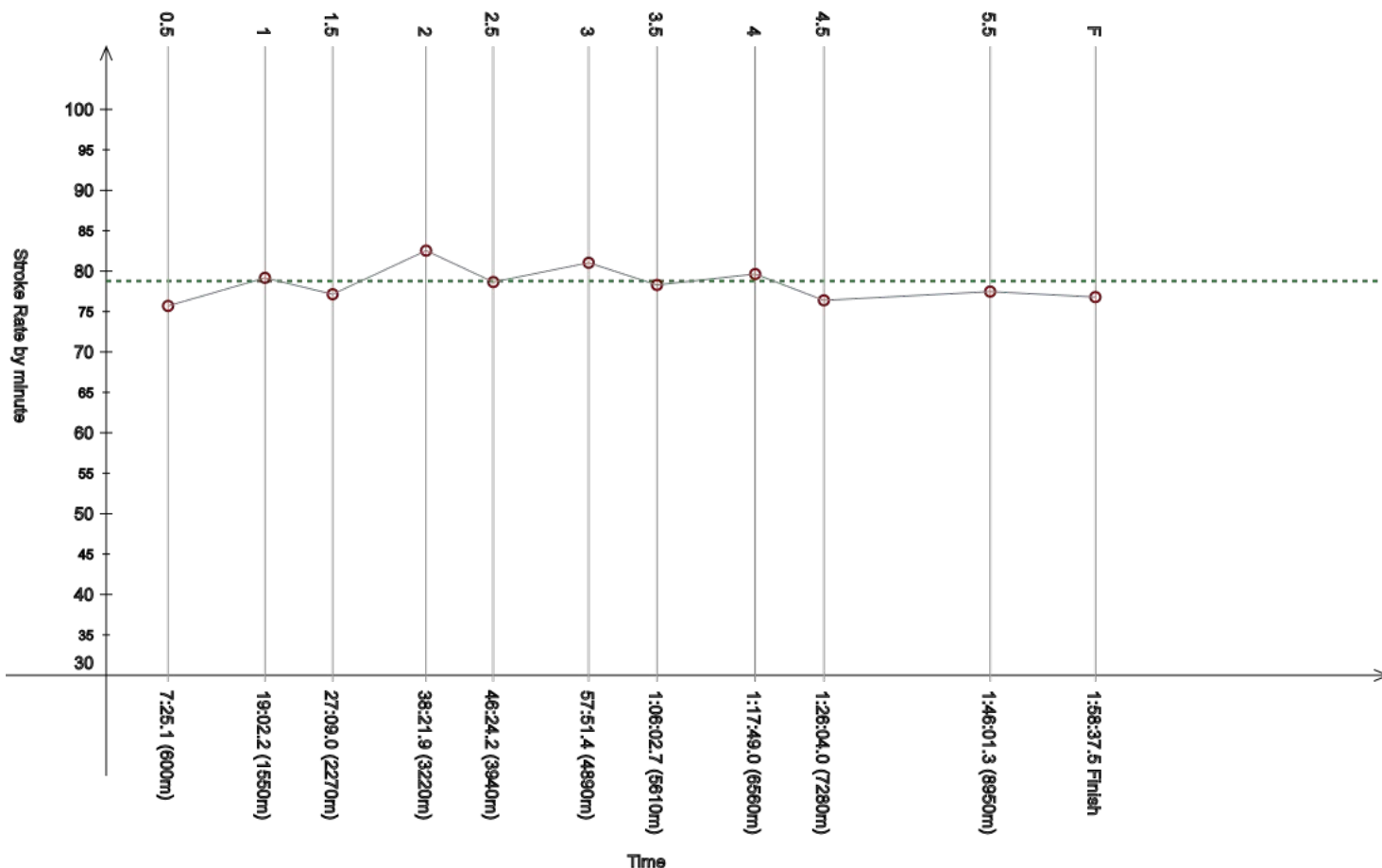
Legend:			
-	Information not available	----	Stroke Rate Average
+	Gap or time behind	++	One minute or more behind in split time
F	Finish	SPM	Average strokes per minute
STC	Total strokes		

Official Timekeeping by OMEGA

Race Analysis

REVISED
3 FEB 15:10

Rank	Bib	Name	NAT Code							Finish Time	Gap					
26	40	SZIMCSAK Mira	HUN							1:58:37.5	+1:10.7					
Lap	Time	Rank	Gap	SPM	Lap	Time	Rank	Gap	SPM	Lap	Time	Rank	Gap	SPM	SPM	STC
0.5	7:25.1	(=9)	+6.1	75.7	1	19:02.2	(37)	+18.2	79.2	1.5	27:09.0	(=34)	+20.7	77.1		
						11:37.1					8:06.8					
2	38:21.9	(14)	+15.5	82.5	2.5	46:24.2	(15)	+13.3	78.7	3	57:51.4	(17)	+12.4	81.0		
	11:12.9					8:02.3					11:27.2					
3.5	1:06:02.7	(13)	+12.8	78.3	4	1:17:49.0	(22)	+13.3	79.6	4.5	1:26:04.0	(19)	+7.3	76.4	78.8	9399
	8:11.3					11:46.3					8:15.0					
5	-	-	-	-	5.5	1:46:01.3	(24)	+12.1	77.5	F	1:58:37.5	(26)	++	76.8		
	-					-					12:36.2					



Legend:			
-	Information not available	----	Stroke Rate Average
+	Gap or time behind	++	One minute or more behind in split time
F	Finish	SPM	Average strokes per minute
STC	Total strokes		

Official Timekeeping by OMEGA

Event 101
3 FEB 2024 - 10:30

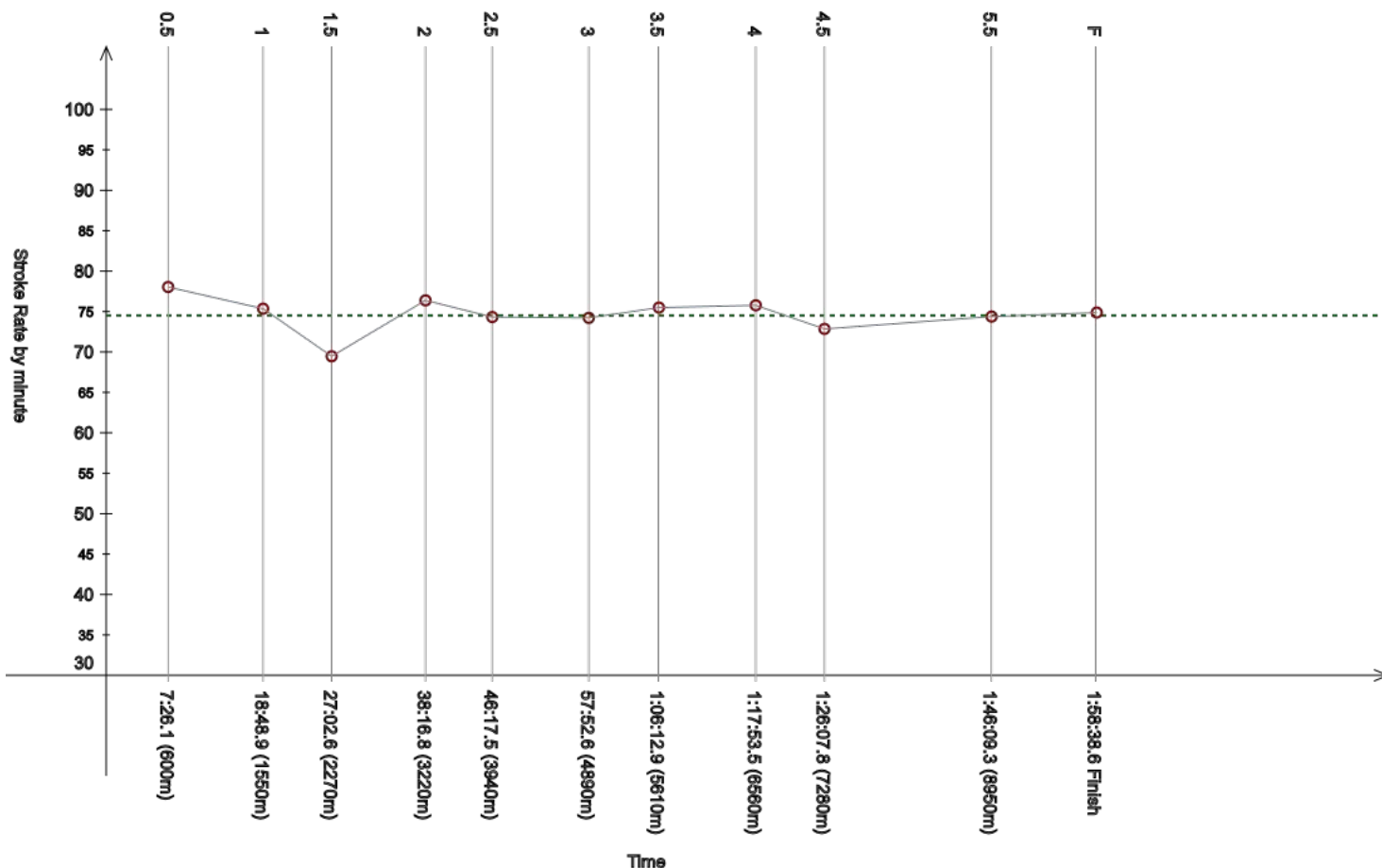
Women's 10km

Race Analysis

REVISED
3 FEB 15:10

Rank	Bib	Name	NAT Code	Finish Time	Gap
27	46	de JAGER Amica	RSA	1:58:38.6	+1:11.8

Lap	Time	Rank	Gap	SPM	Lap	Time	Rank	Gap	SPM	Lap	Time	Rank	Gap	SPM	SPM	STC
0.5	7:26.1	(13)	+7.1	78.0	1	18:48.9	(6)	+4.9	75.4	1.5	27:02.6	(12)	+14.3	69.5		
						11:22.8					8:13.7					
2	38:16.8	(10)	+10.4	76.4	2.5	46:17.5	(=4)	+6.6	74.3	3	57:52.6	(20)	+13.6	74.2		
	11:14.2					8:00.7					11:35.1				74.5	8892
3.5	1:06:12.9	(30)	+23.0	75.5	4	1:17:53.5	(29)	+17.8	75.8	4.5	1:26:07.8	(25)	+11.1	72.9		
	8:20.3					11:40.6					8:14.3					
5	-	-	-	-	5.5	1:46:09.3	(26)	+20.1	74.4	F	1:58:38.6	(27)	++	74.9		
	-					-					12:29.3					



Legend:			
-	Information not available	----	Stroke Rate Average
+	Gap or time behind	++	One minute or more behind in split time
F	Finish	SPM	Average strokes per minute
STC	Total strokes		

Official Timekeeping by OMEGA

Event 101
3 FEB 2024 - 10:30

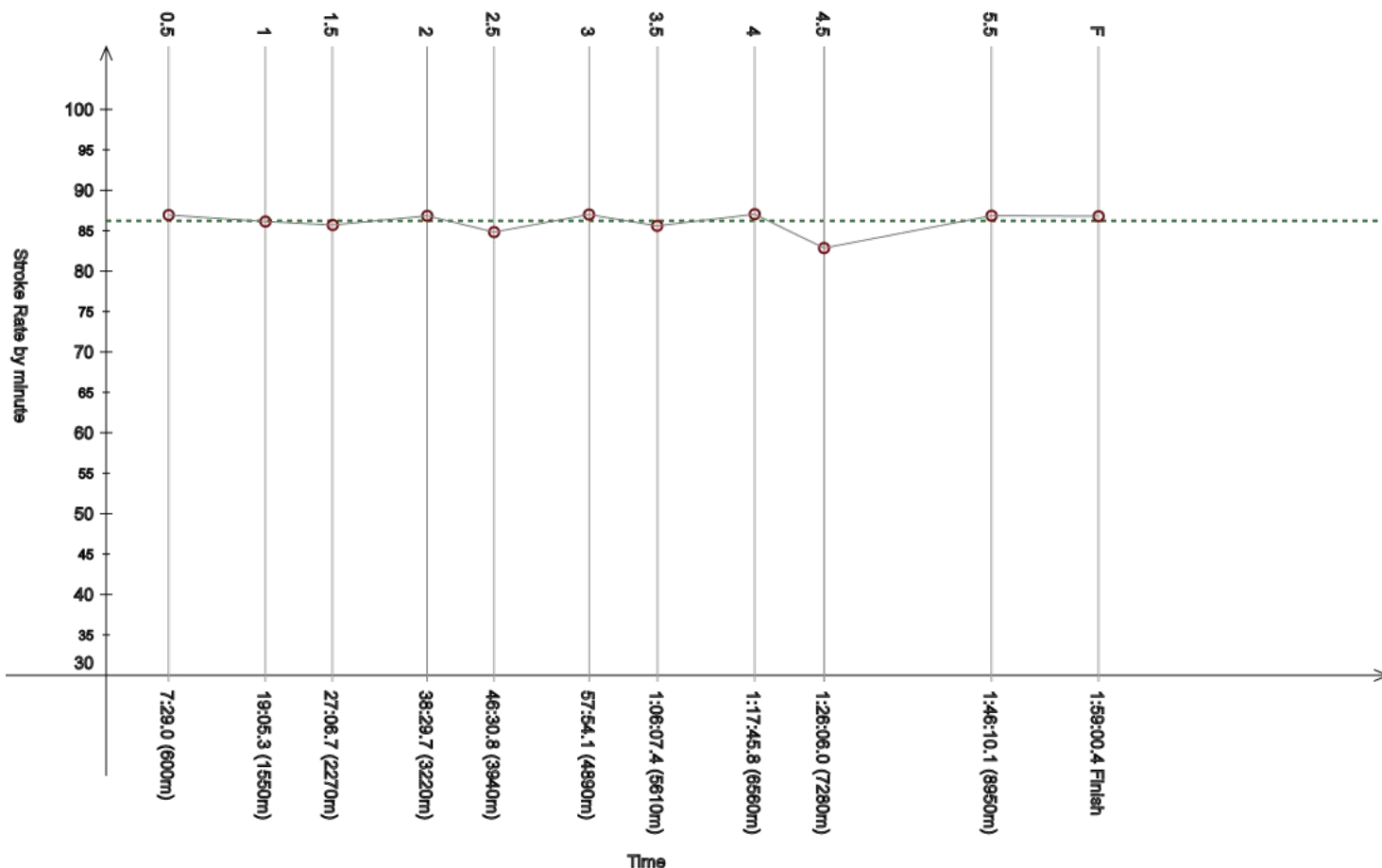
Women's 10km

Race Analysis

REVISED
3 FEB 15:10

Rank	Bib	Name	NAT Code	Finish Time	Gap
28	28	KEEGAN Amber	GBR	1:59:00.4	+1:33.6

Lap	Time	Rank	Gap	SPM	Lap	Time	Rank	Gap	SPM	Lap	Time	Rank	Gap	SPM	SPM	STC
0.5	7:29.0	(=24)	+10.0	86.9	1	19:05.3	(45)	+21.3	86.1	1.5	27:06.7	(=19)	+18.4	85.7		
						11:36.3					8:01.4					
2	38:29.7	(21)	+23.3	86.8	2.5	46:30.8	(22)	+19.9	84.8	3	57:54.1	(23)	+15.1	87.0		
	11:23.0					8:01.1					11:23.3					
3.5	1:06:07.4	(17)	+17.5	85.6	4	1:17:45.8	(15)	+10.1	87.0	4.5	1:26:06.0	(=22)	+9.3	82.9	86.2	10300
	8:13.3					11:38.4					8:20.2					
5	-	-	-	-	5.5	1:46:10.1	(27)	+20.9	86.9	F	1:59:00.4	(28)	++	86.8		
	-					-					12:50.3					



Legend:			
-	Information not available	---	Stroke Rate Average
+	Gap or time behind	++	One minute or more behind in split time
F	Finish	SPM	Average strokes per minute
STC	Total strokes		

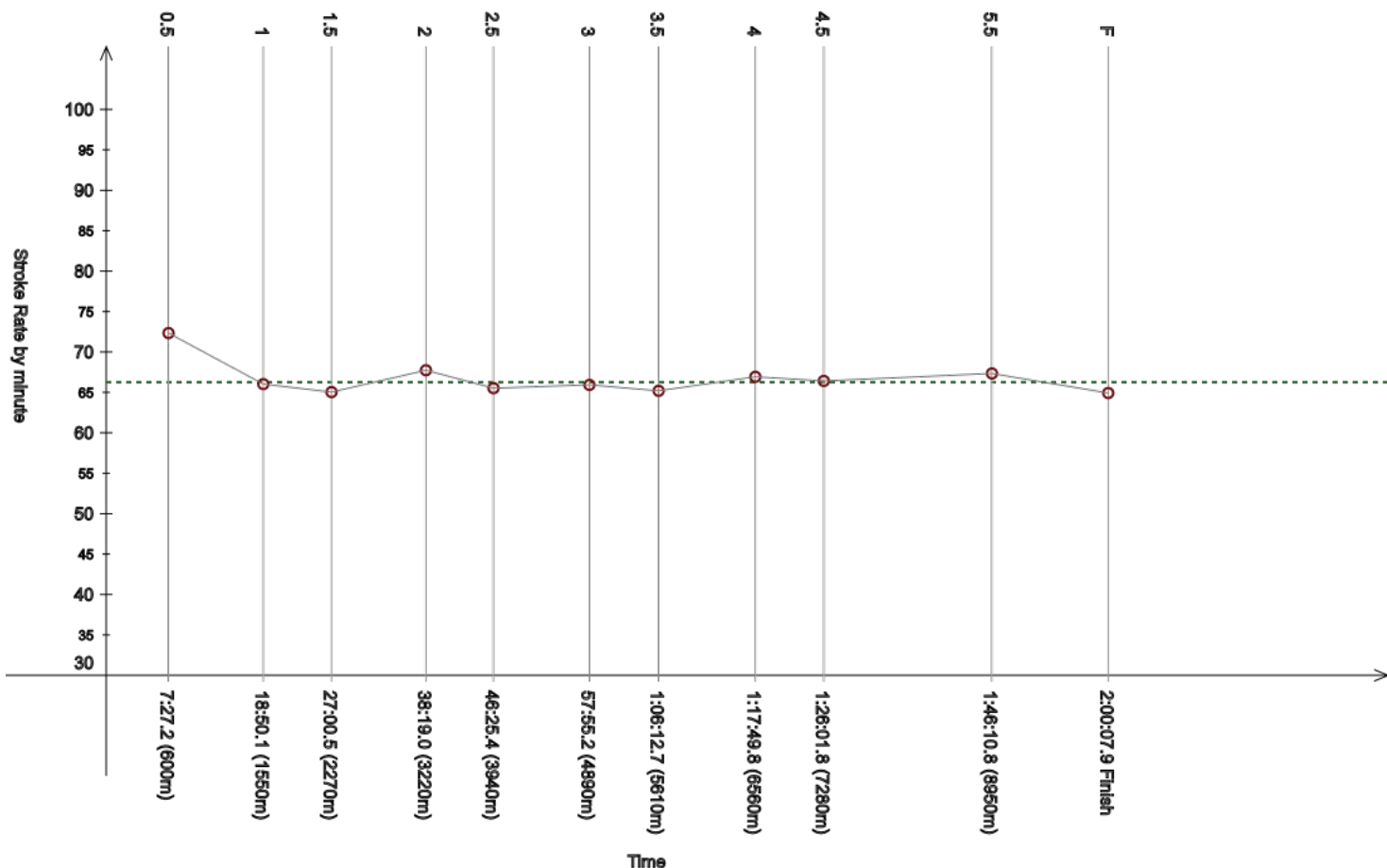
Official Timekeeping by OMEGA

Race Analysis

REVISED
3 FEB 15:10

Rank	Bib	Name	NAT Code	Finish Time	Gap
29	12	LOTTER Callan	RSA	2:00:07.9	+2:41.1

Lap	Time	Rank	Gap	SPM	Lap	Time	Rank	Gap	SPM	Lap	Time	Rank	Gap	SPM	SPM	STC
0.5	7:27.2	(18)	+8.2	72.3	1	18:50.1	(9)	+6.1	66.0	1.5	27:00.5	(=5)	+12.2	65.0		
						11:22.9					8:10.4					
2	38:19.0	(12)	+12.6	67.7	2.5 Y	46:25.4	(17)	+14.5	65.5	3	57:55.2	(26)	+16.2	65.9		
						8:06.4					11:29.8					
3.5	1:06:12.7	(29)	+22.8	65.2	4	1:17:49.8	(24)	+14.1	66.9	4.5	1:26:01.8	(15)	+5.1	66.4	66.3	7991
						11:37.1					8:12.0					
5	-	-	-	-	5.5	1:46:10.8	(=28)	+21.6	67.3	F	2:00:07.9	(29)	++	64.9		
						-					13:57.1					



Legend:			
-	Information not available	----	Stroke Rate Average
+	Gap or time behind	++	One minute or more behind in split time
F	Finish	SPM	Average strokes per minute
STC	Total strokes	Y	Yellow flag

Official Timekeeping by OMEGA

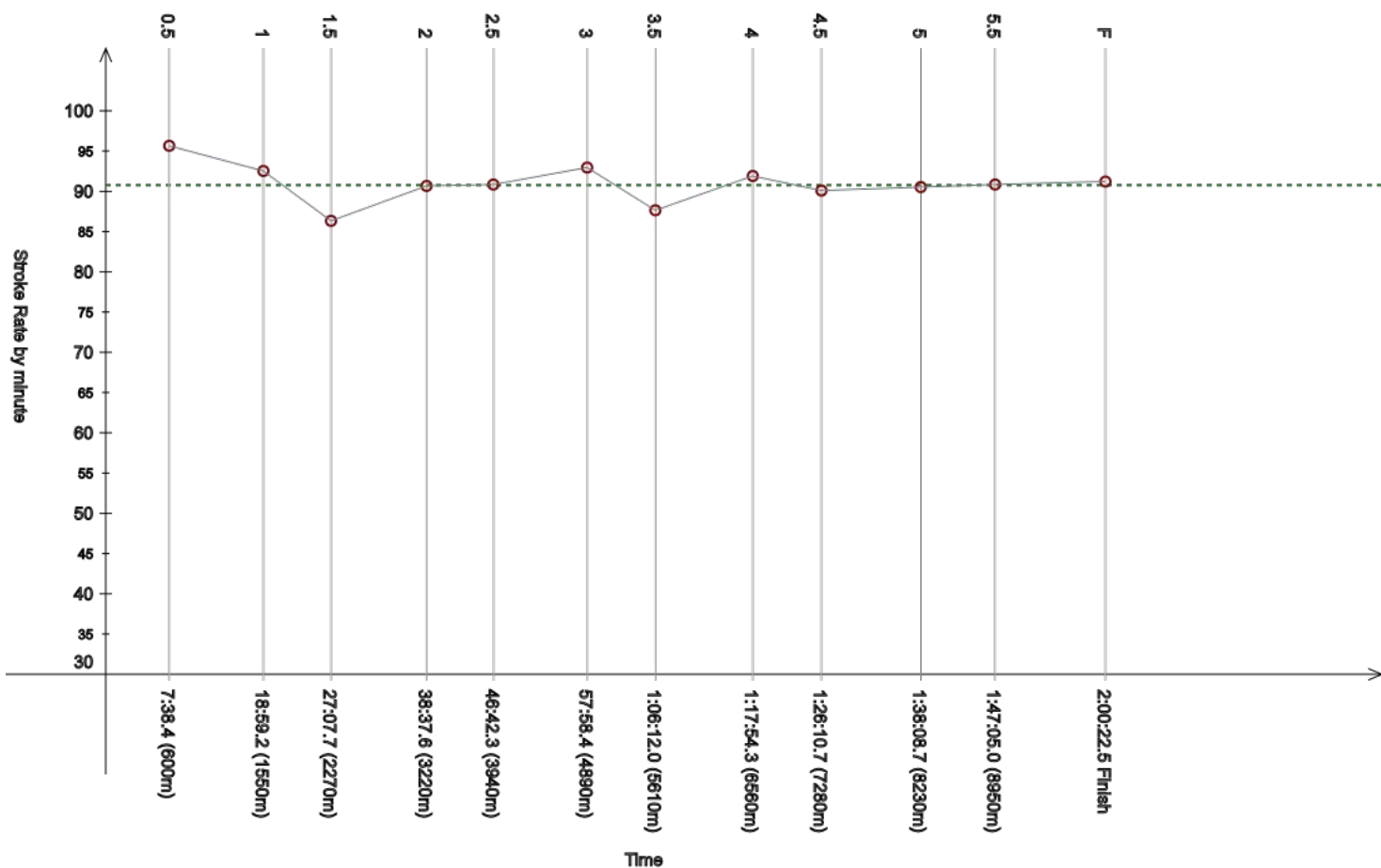
Event 101
3 FEB 2024 - 10:30

Women's 10km

Race Analysis

REVISED
3 FEB 15:10

Rank	Bib	Name	NAT Code			Finish Time			Gap							
30	70	PEREZ Paola	VEN			2:00:22.5			+2:55.7							
Lap	Time	Rank	Gap	SPM	Lap	Time	Rank	Gap	SPM	Lap	Time	Rank	Gap	SPM	SPM	STC
0.5	7:38.4	(55)	+19.4	95.7	1	18:59.2	(29)	+15.2	92.5	1.5	27:07.7	(26)	+19.4	86.3		
						11:20.8					8:08.5					
2	38:37.6	(=32)	+31.2	90.7	2.5	46:42.3	(34)	+31.4	90.8	3	57:58.4	(31)	+19.4	93.0		
	11:29.9					8:04.7					11:16.1					
3.5	1:06:12.0	(26)	+22.1	87.6	4	1:17:54.3	(=31)	+18.6	91.9	4.5	1:26:10.7	(31)	+14.0	90.1	90.8	10999
	8:13.6					11:42.3					8:16.4					
5	1:38:08.7	(2)	+16.1	90.5	5.5	1:47:05.0	(30)	++	90.8	F	2:00:22.5	(30)	++	91.2		
	11:58.0					8:56.3					13:17.5					



Legend:	
---	Stroke Rate Average
++	One minute or more behind in split time
SPM	Average strokes per minute
+	Gap or time behind
F	Finish
STC	Total strokes

Official Timekeeping by OMEGA

Event 101

3 FEB 2024 - 10:30

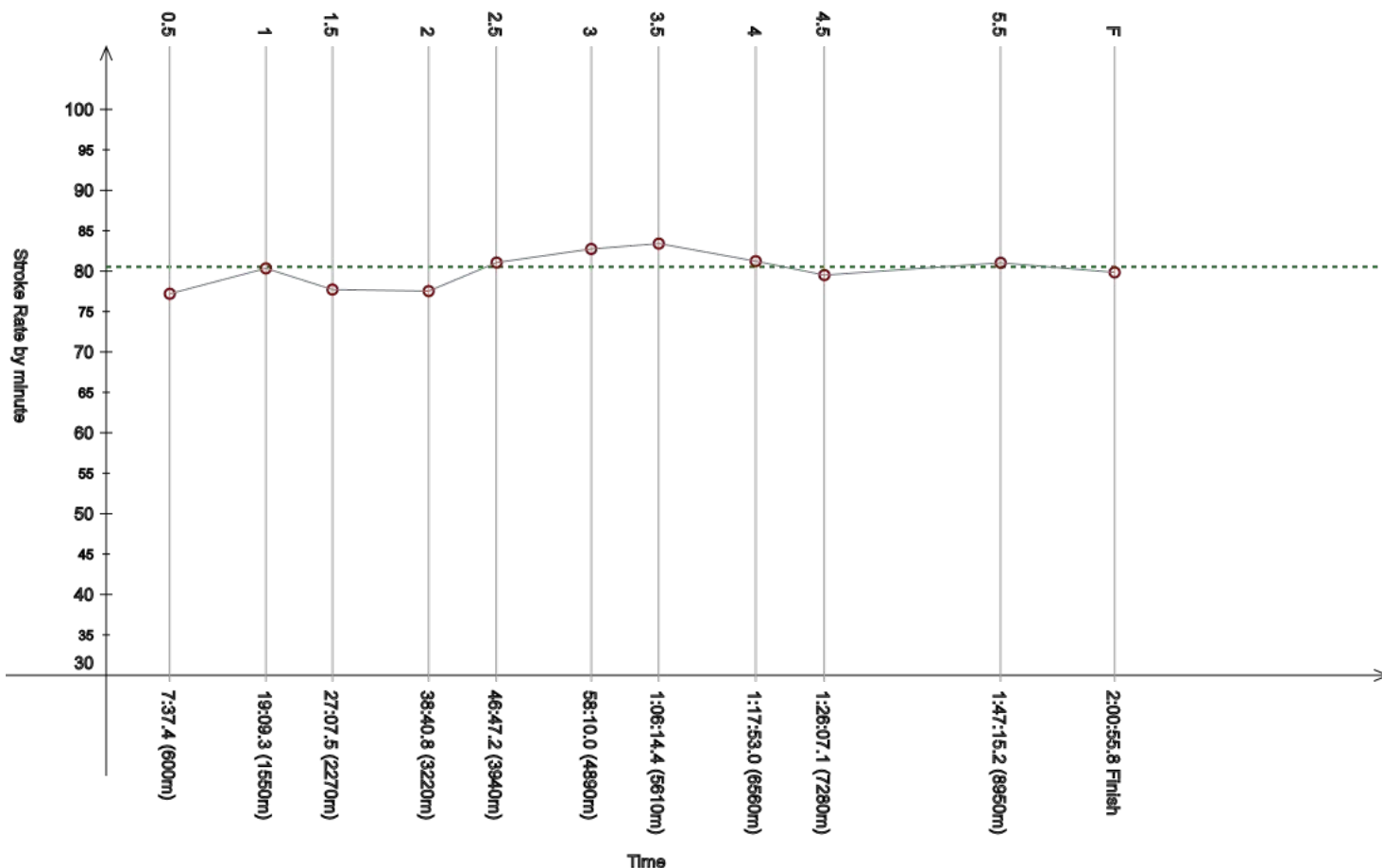
Women's 10km

Race Analysis

REVISED
3 FEB 15:10

Rank	Bib	Name	NAT Code	Finish Time	Gap
31	11	AREVALO Samantha	ECU	2:00:55.8	+3:29.0

Lap	Time	Rank	Gap	SPM	Lap	Time	Rank	Gap	SPM	Lap	Time	Rank	Gap	SPM	SPM	STC
0.5	7:37.4	(=52)	+18.4	77.2	1	19:09.3	(46)	+25.3	80.3	1.5	27:07.5	(25)	+19.2	77.7		
						11:31.9					7:58.2					
2	38:40.8	(36)	+34.4	77.5	2.5	46:47.2	(37)	+36.3	81.1	3	58:10.0	(33)	+31.0	82.7		
	11:33.3					8:06.4					11:22.8					
3.5	1:06:14.4	(=31)	+24.5	83.4	4	1:17:53.0	(28)	+17.3	81.2	4.5	1:26:07.1	(24)	+10.4	79.5	80.5	9749
	8:04.4					11:38.6					8:14.1					
5	-	-	-	-	5.5	1:47:15.2	(31)	++	81.0	F	2:00:55.8	(31)	++	79.8		
	-					-					13:40.6					



Legend:			
-	Information not available	----	Stroke Rate Average
+	Gap or time behind	++	One minute or more behind in split time
F	Finish	SPM	Average strokes per minute
STC	Total strokes		

Official Timekeeping by OMEGA

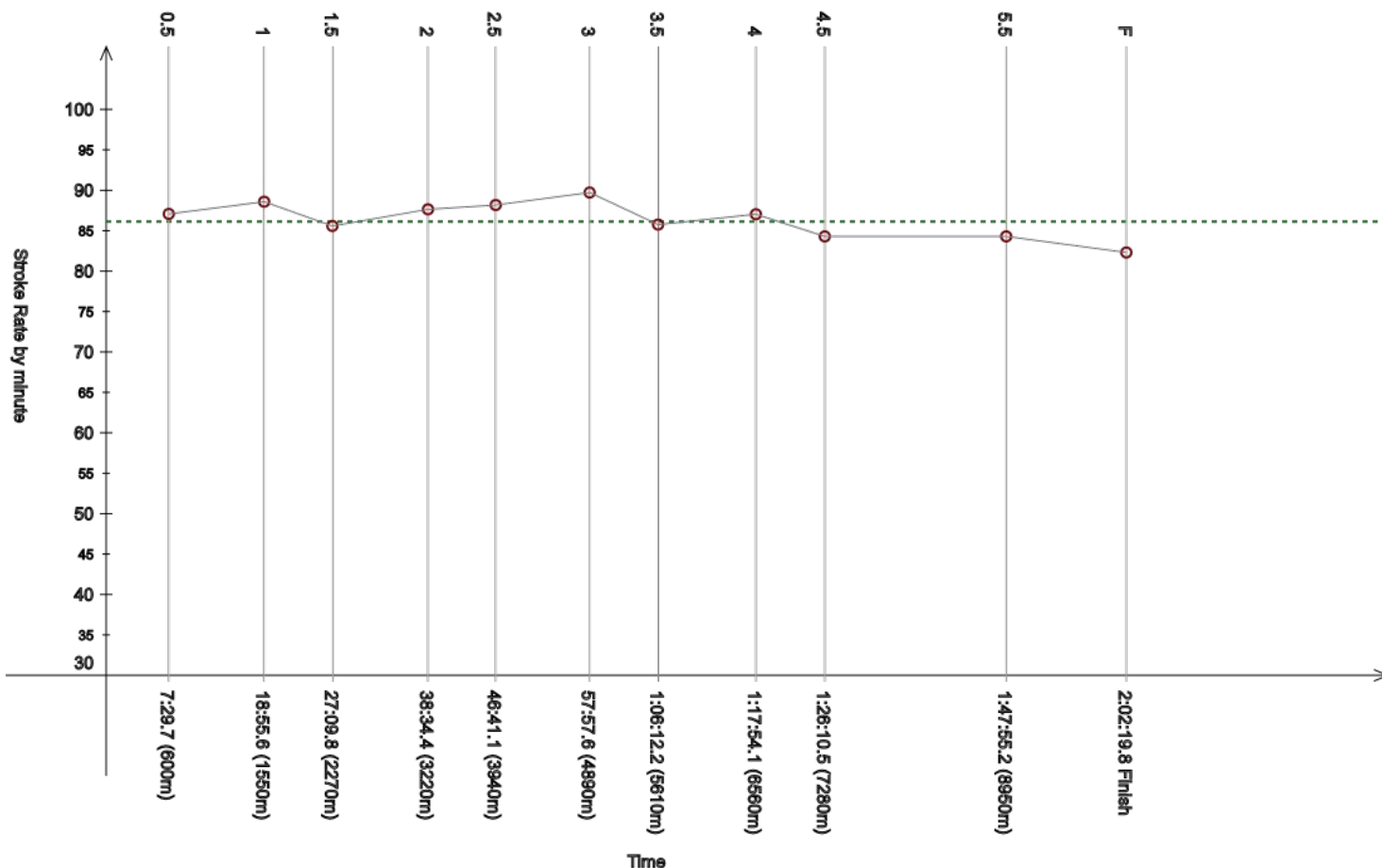
Event 101
3 FEB 2024 - 10:30

Women's 10km

Race Analysis

REVISED
3 FEB 15:10

Rank	Bib	Name	NAT Code					Finish Time	Gap							
32	13	FABIAN Eva	ISR					2:02:19.8	+4:53.0							
Lap	Time	Rank	Gap	SPM	Lap	Time	Rank	Gap	SPM	Lap	Time	Rank	Gap	SPM	SPM	STC
0.5	7:29.7	(26)	+10.7	87.1	1	18:55.6	(22)	+11.6	88.6	1.5	27:09.8	(39)	+21.5	85.6		
						11:25.9					8:14.2					
2	38:34.4	(26)	+28.0	87.6	2.5	46:41.1	(33)	+30.2	88.2	3	57:57.6	(30)	+18.6	89.7		
	11:24.6					8:06.7					11:16.5					
3.5	1:06:12.2	(27)	+22.3	85.8	4	1:17:54.1	(30)	+18.4	87.0	4.5	1:26:10.5	(30)	+13.8	84.3	86.1	10597
	8:14.6					11:41.9					8:16.4					
5	-	-	-	-	5.5	1:47:55.2	(32)	++	84.3	F	2:02:19.8	(32)	++	82.3		
	-					-					14:24.6					



Legend:			
-	Information not available	----	Stroke Rate Average
+	Gap or time behind	++	One minute or more behind in split time
F	Finish	SPM	Average strokes per minute
STC	Total strokes		

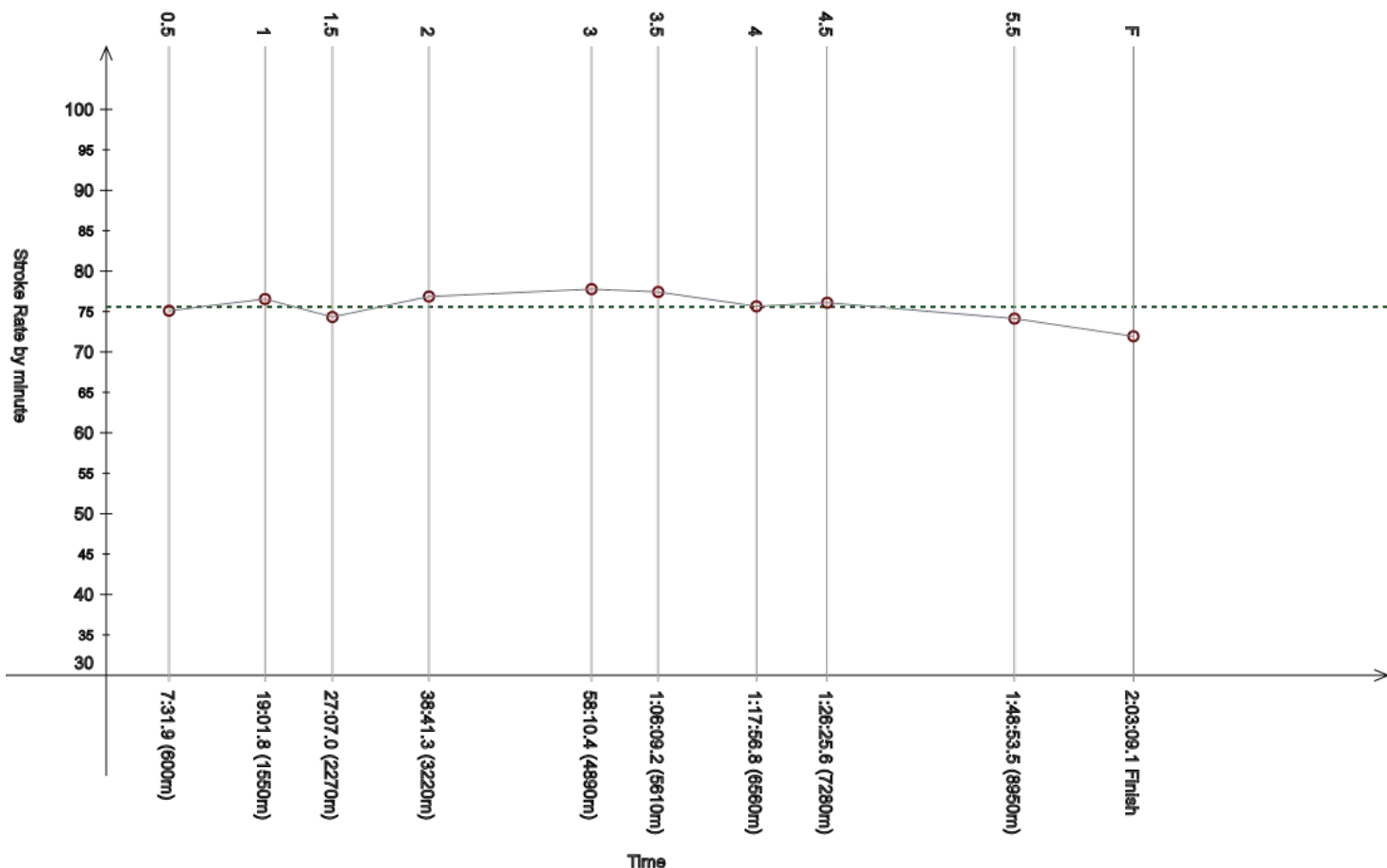
Official Timekeeping by OMEGA

Race Analysis

REVISED
3 FEB 15:10

Rank	Bib	Name	NAT Code	Finish Time	Gap
33	43	GIORDANINO Candela	ARG	2:03:09.1	+5:42.3

Lap	Time	Rank	Gap	SPM	Lap	Time	Rank	Gap	SPM	Lap	Time	Rank	Gap	SPM	SPM	STC
0.5	7:31.9	(36)	+12.9	75.1	1	19:01.8	(35)	+17.8	76.5	1.5	27:07.0	(22)	+18.7	74.3		
						11:29.9					8:05.2					
2	38:41.3	(37)	+34.9	76.9	2.5	-	-	-	-	3	58:10.4	(34)	+31.4	77.8		
	11:34.3					-					-					
3.5	1:06:09.2	(18)	+19.3	77.4	4	1:17:56.8	(33)	+21.1	75.6	4.5	1:26:25.6	(33)	+28.9	76.1	75.6	9345
	7:58.8					11:47.6					8:28.8					
5	-	-	-	-	5.5	1:48:53.5	(33)	++	74.1	F	2:03:09.1	(33)	++	71.9		
	-					-					14:15.6					



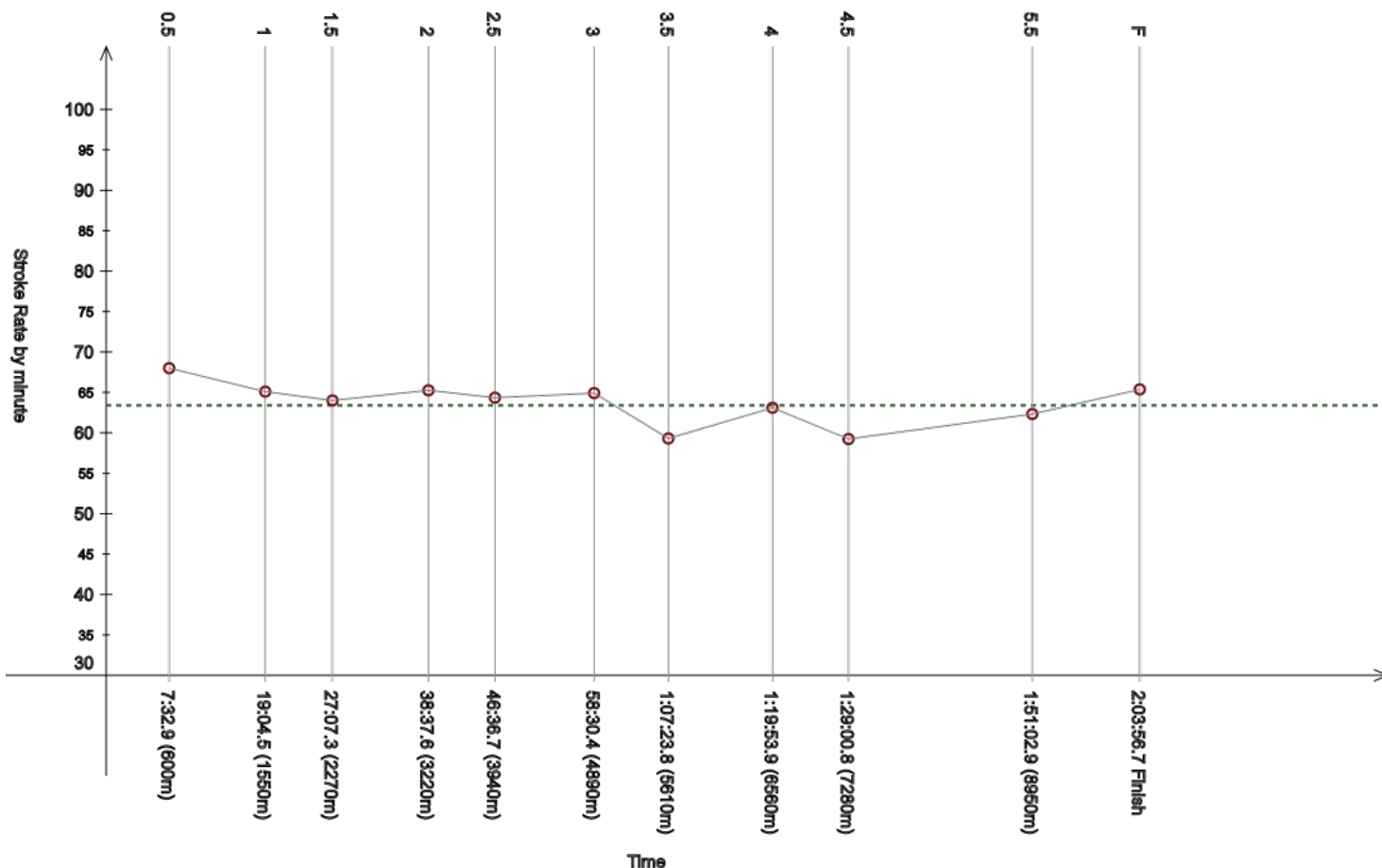
Legend:			
-	Information not available	----	Stroke Rate Average
+	Gap or time behind	++	One minute or more behind in split time
F	Finish	SPM	Average strokes per minute
STC	Total strokes		

Official Timekeeping by OMEGA

Race Analysis

REVISED
3 FEB 15:10

Rank	Bib	Name	NAT Code					Finish Time					Gap			
34	38	GIRLOANTA Eden	ISR					2:03:56.7					+6:29.9			
Lap	Time	Rank	Gap	SPM	Lap	Time	Rank	Gap	SPM	Lap	Time	Rank	Gap	SPM	SPM	STC
0.5	7:32.9	(38)	+13.9	68.0	1	19:04.5	(44)	+20.5	65.1	1.5	27:07.3	(24)	+19.0	64.0		
						11:31.6					8:02.8					
2	38:37.6	(=32)	+31.2	65.3	2.5	46:36.7	(31)	+25.8	64.4	3	58:30.4	(38)	+51.4	64.9		
	11:30.3					7:59.1					11:53.7					
3.5	1:07:23.8	(38)	++	59.3	4	1:19:53.9	(40)	++	63.1	4.5	1:29:00.8	(39)	++	59.2	63.4	7917
	8:53.4					12:30.1					9:06.9					
5	-	-	-	-	5.5	1:51:02.9	(38)	++	62.3	F	2:03:56.7	(34)	++	65.4		
	-					-					12:53.8					



Legend:			
-	Information not available	---	Stroke Rate Average
+	Gap or time behind	++	One minute or more behind in split time
F	Finish	SPM	Average strokes per minute
STC	Total strokes		

Official Timekeeping by OMEGA

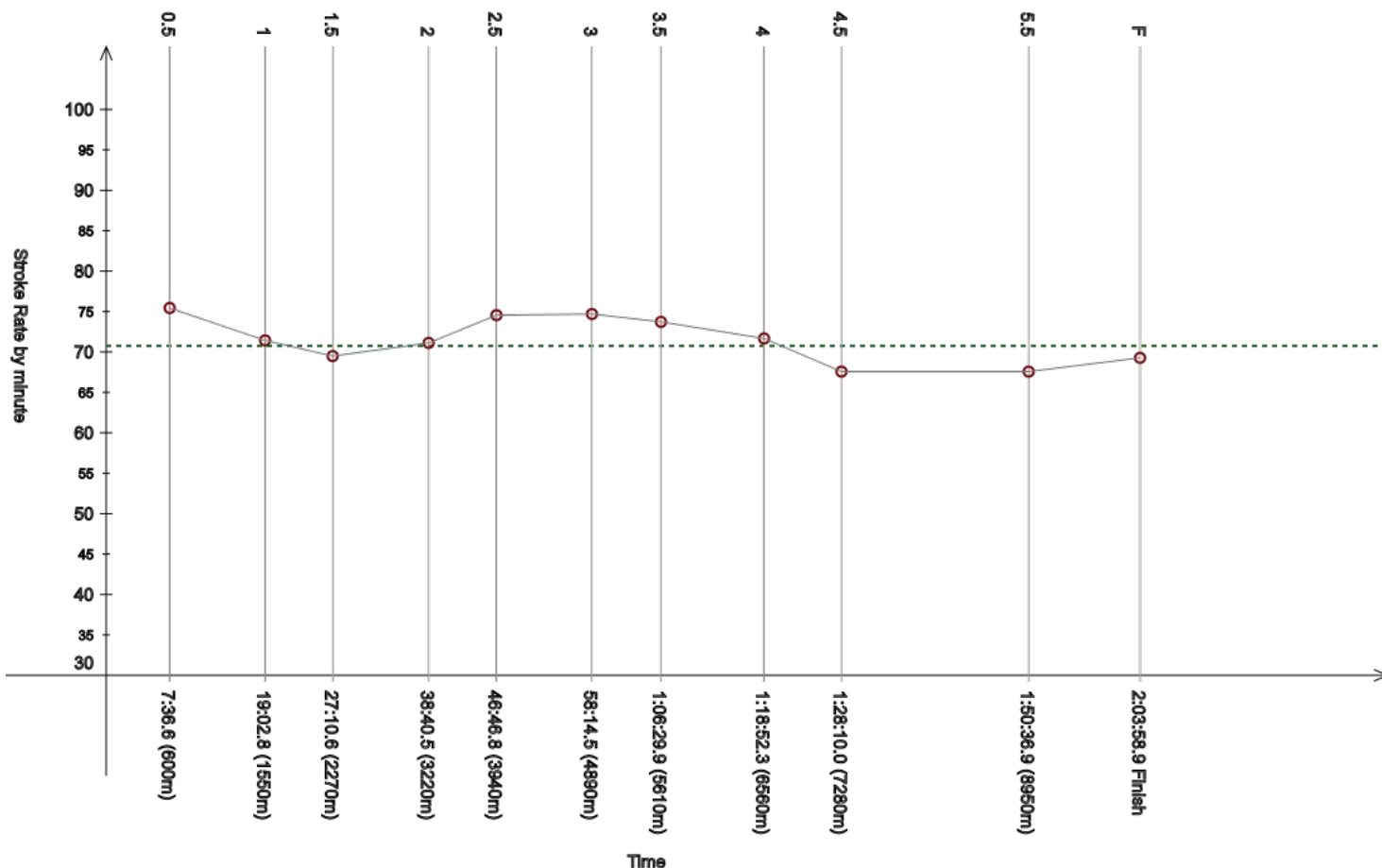
Event 101
3 FEB 2024 - 10:30

Women's 10km

Race Analysis

REVISED
3 FEB 15:10

Rank	Bib	Name	NAT Code					Finish Time	Gap							
35	20	BENESOVA Alena	CZE					2:03:58.9	+6:32.1							
Lap	Time	Rank	Gap	SPM	Lap	Time	Rank	Gap	SPM	Lap	Time	Rank	Gap	SPM	SPM	STC
0.5	7:36.6	(50)	+17.6	75.4	1	19:02.8	(39)	+18.8	71.4	1.5	27:10.6	(42)	+22.3	69.5		
						11:26.2					8:07.8					
2	38:40.5	(35)	+34.1	71.1	2.5	46:46.8	(36)	+35.9	74.6	3	58:14.5	(37)	+35.5	74.7		
	11:29.9					8:06.3					11:27.7					
3.5	1:06:29.9	(34)	+40.0	73.7	4	1:18:52.3	(34)	++	71.7	4.5	1:28:10.0	(35)	++	67.6	70.7	8778
	8:15.4					12:22.4					9:17.7					
5	-	-	-	-	5.5	1:50:36.9	(34)	++	67.6	F	2:03:58.9	(35)	++	69.3		
	-					-					13:22.0					



Legend:			
-	Information not available	----	Stroke Rate Average
+	Gap or time behind	++	One minute or more behind in split time
F	Finish	SPM	Average strokes per minute
STC	Total strokes		

Official Timekeeping by OMEGA

Event 101
3 FEB 2024 - 10:30

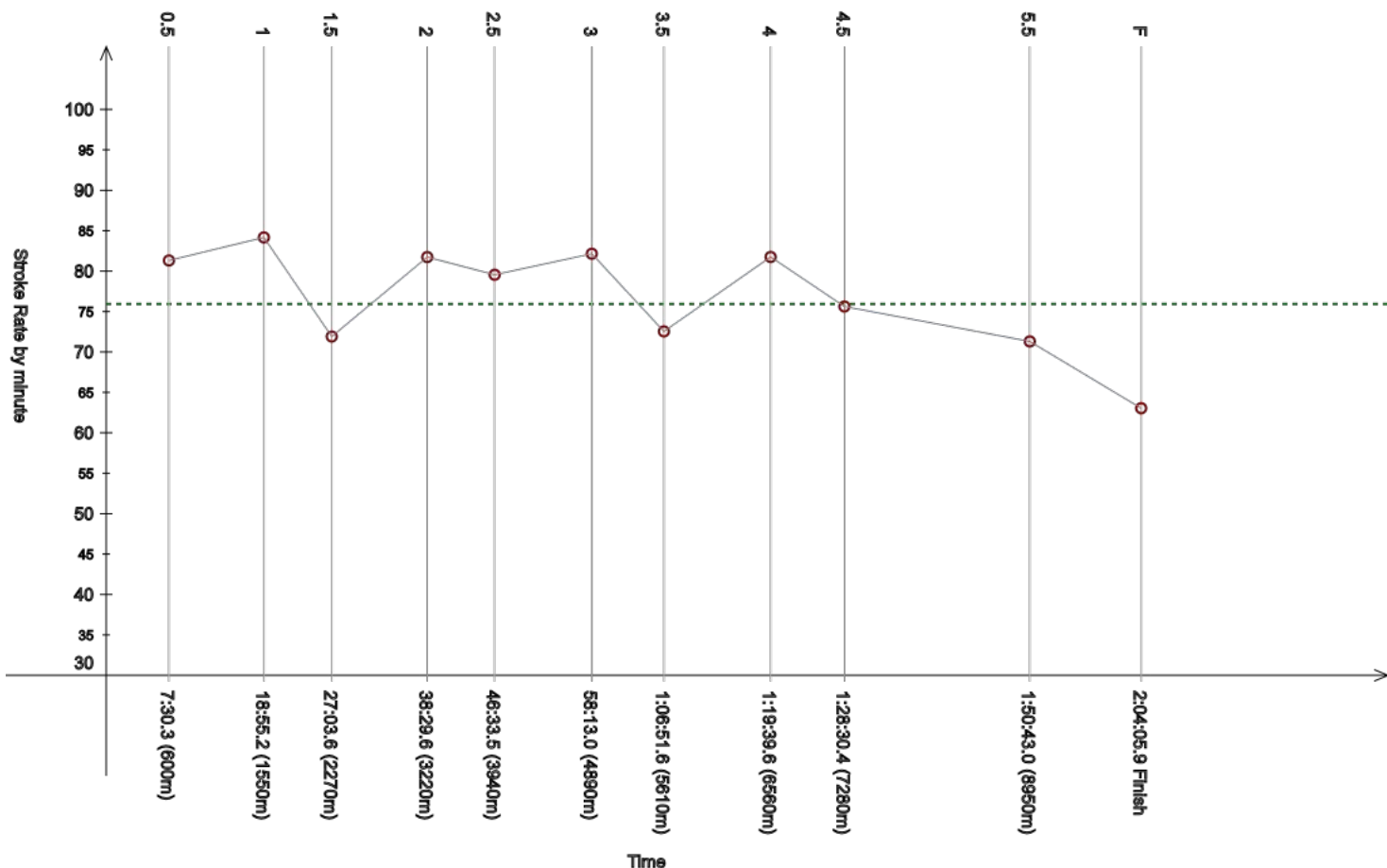
Women's 10km

Race Analysis

REVISED
3 FEB 15:10

Rank	Bib	Name	NAT Code	Finish Time	Gap
36	66	MAKRI Georgia	GRE	2:04:05.9	+6:39.1

Lap	Time	Rank	Gap	SPM	Lap	Time	Rank	Gap	SPM	Lap	Time	Rank	Gap	SPM	SPM	STC
0.5	7:30.3	(30)	+11.3	81.3	1	18:55.2	(21)	+11.2	84.2	1.5	27:03.6	(13)	+15.3	71.9		
						11:24.9					8:08.4					
2	38:29.6	(20)	+23.2	81.7	2.5	46:33.5	(=27)	+22.6	79.6	3	58:13.0	(35)	+34.0	82.2		
	11:26.0					8:03.9					11:39.5					
3.5	1:06:51.6	(36)	++	72.5	4	1:19:39.6	(38)	++	81.8	4.5	1:28:30.4	(37)	++	75.6	75.9	9464
	8:38.6					12:48.0					8:50.8					
5	-	-	-	-	5.5	1:50:43.0	(35)	++	71.3	F	2:04:05.9	(36)	++	63.0		
	-					-					13:22.9					



Legend:			
-	Information not available	----	Stroke Rate Average
+	Gap or time behind	++	One minute or more behind in split time
F	Finish	SPM	Average strokes per minute
STC	Total strokes		

Official Timekeeping by OMEGA

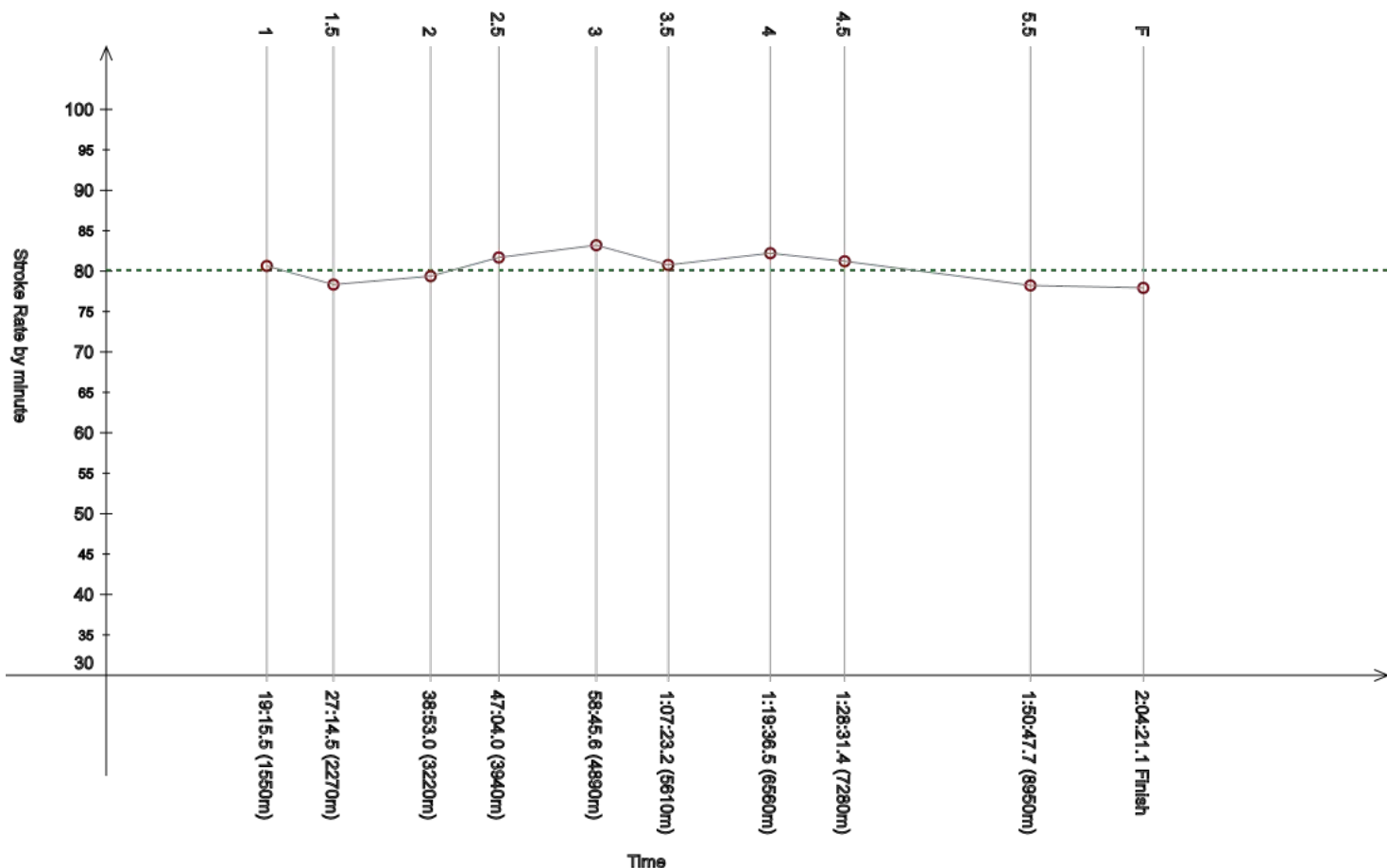
Event 101
3 FEB 2024 - 10:30

Women's 10km

Race Analysis

REVISED
3 FEB 15:10

Rank	Bib	Name	NAT Code					Finish Time	Gap							
37	30	XIN Xin	CHN					2:04:21.1	+6:54.3							
Lap	Time	Rank	Gap	SPM	Lap	Time	Rank	Gap	SPM	Lap	Time	Rank	Gap	SPM	SPM	STC
0.5	-	-	-	-	1	19:15.5	(47)	+31.5	80.6	1.5	27:14.5	(46)	+26.2	78.3		
											7:59.0					
2	38:53.0	(46)	+46.6	79.4	2.5	47:04.0	(39)	+53.1	81.7	3	58:45.6	(39)	++	83.2		
	11:38.5					8:11.0					11:41.6					
3.5	1:07:23.2	(37)	++	80.8	4	1:19:36.5	(37)	++	82.2	4.5	1:28:31.4	(38)	++	81.2	80.1	9908
	8:37.6					12:13.3					8:54.9					
5	-	-	-	-	5.5	1:50:47.7	(37)	++	78.2	F	2:04:21.1	(37)	++	77.9		
	-					-					13:33.4					



Legend:			
-	Information not available	----	Stroke Rate Average
+	Gap or time behind	++	One minute or more behind in split time
F	Finish	SPM	Average strokes per minute
STC	Total strokes		

Official Timekeeping by OMEGA

Event 101
3 FEB 2024 - 10:30

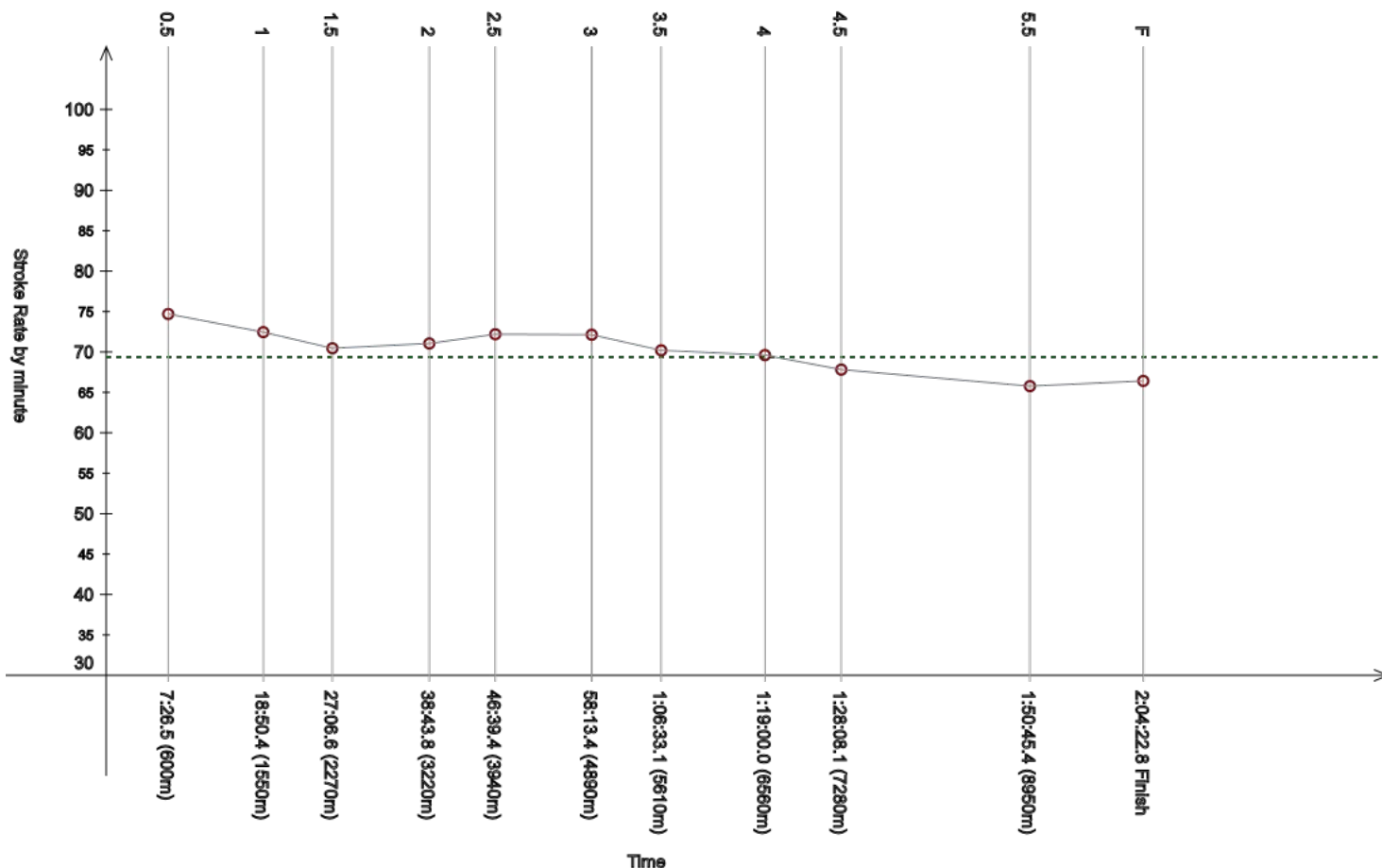
Women's 10km

Race Analysis

REVISED
3 FEB 15:10

Rank	Bib	Name	NAT Code	Finish Time	Gap
38	26	LIEW Li-Shan Chantal	SGP	2:04:22.8	+6:56.0

Lap	Time	Rank	Gap	SPM	Lap	Time	Rank	Gap	SPM	Lap	Time	Rank	Gap	SPM	SPM	STC
0.5	7:26.5	(=14)	+7.5	74.7	1	18:50.4	(10)	+6.4	72.5	1.5	27:06.6	(18)	+18.3	70.5		
						11:23.9					8:16.2					
2	38:43.8	(38)	+37.4	71.1	2.5	46:39.4	(32)	+28.5	72.2	3	58:13.4	(36)	+34.4	72.1		
						7:55.6					11:34.0					
3.5	1:06:33.1	(35)	+43.2	70.2	4	1:19:00.0	(36)	++	69.6	4.5	1:28:08.1	(34)	++	67.8	69.4	8657
						12:26.9					9:08.1					
5	-	-	-	-	5.5	1:50:45.4	(36)	++	65.8	F	2:04:22.8	(38)	++	66.4		
						-					13:37.4					



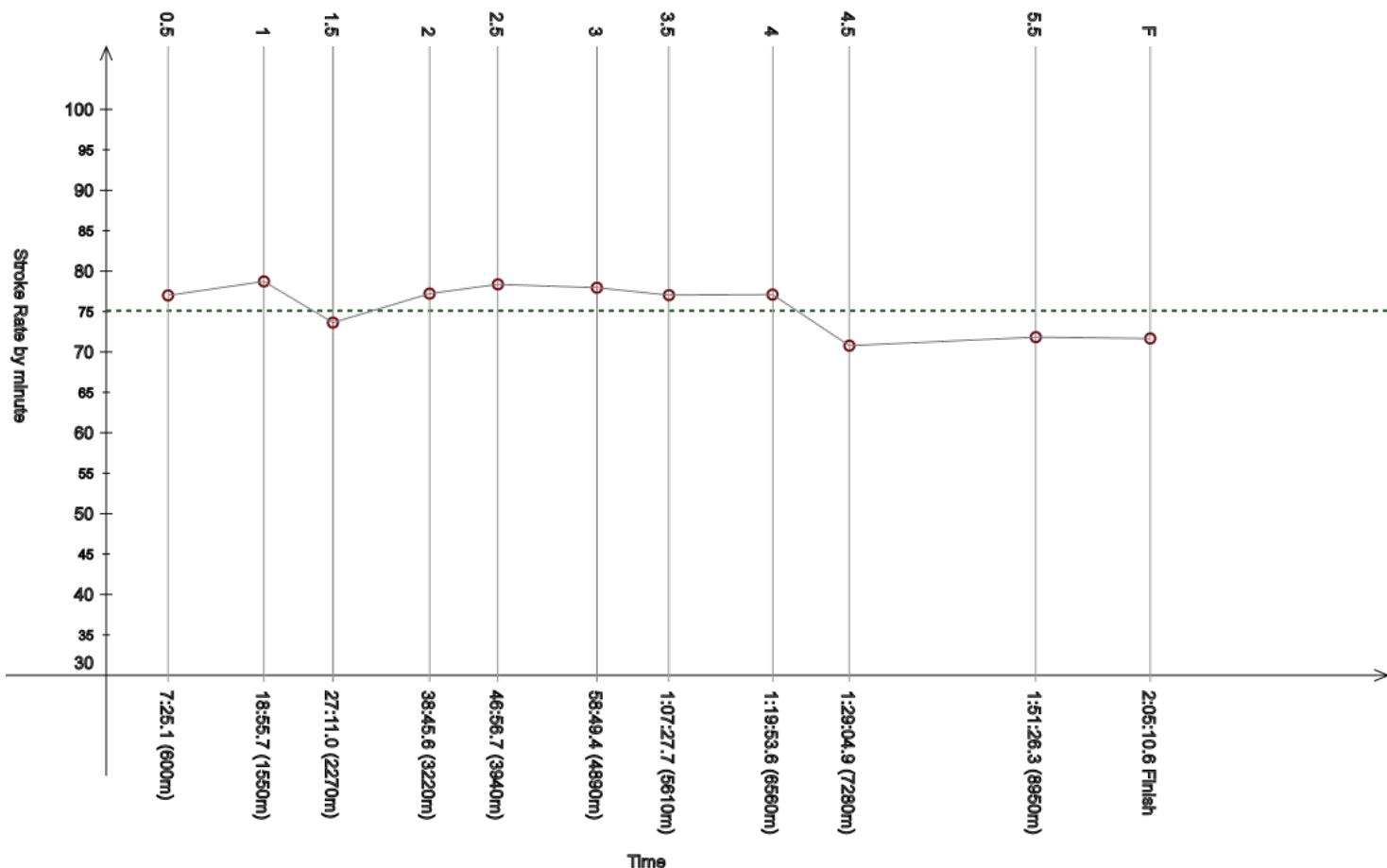
Legend:			
-	Information not available	----	Stroke Rate Average
+	Gap or time behind	++	One minute or more behind in split time
F	Finish	SPM	Average strokes per minute
STC	Total strokes		

Official Timekeeping by OMEGA

Race Analysis

REVISED
3 FEB 15:10

Rank	Bib	Name	NAT Code							Finish Time	Gap					
39	48	NIP Tsz Yin	HKG							2:05:10.6	+7:43.8					
Lap	Time	Rank	Gap	SPM	Lap	Time	Rank	Gap	SPM	Lap	Time	Rank	Gap	SPM	SPM	STC
0.5	7:25.1	(=9)	+6.1	77.0	1	18:55.7	(23)	+11.7	78.7	1.5	27:11.0	(43)	+22.7	73.6		
						11:30.6					8:15.3					
2	38:45.6	(39)	+39.2	77.2	2.5	46:56.7	(38)	+45.8	78.4	3	58:49.4	(40)	++	78.0		
	11:34.6					8:11.1					11:52.7					
3.5	1:07:27.7	(39)	++	77.0	4	1:19:53.6	(39)	++	77.1	4.5	1:29:04.9	(40)	++	70.8		
	8:38.3					12:25.9					9:11.3				75.1	9431
5	-	-	-	-	5.5	1:51:26.3	(39)	++	71.8	F	2:05:10.6	(39)	++	71.7		
	-					-					13:44.3					



Legend:			
-	Information not available	----	Stroke Rate Average
+	Gap or time behind	++	One minute or more behind in split time
F	Finish	SPM	Average strokes per minute
STC	Total strokes		

Official Timekeeping by OMEGA

Event 101

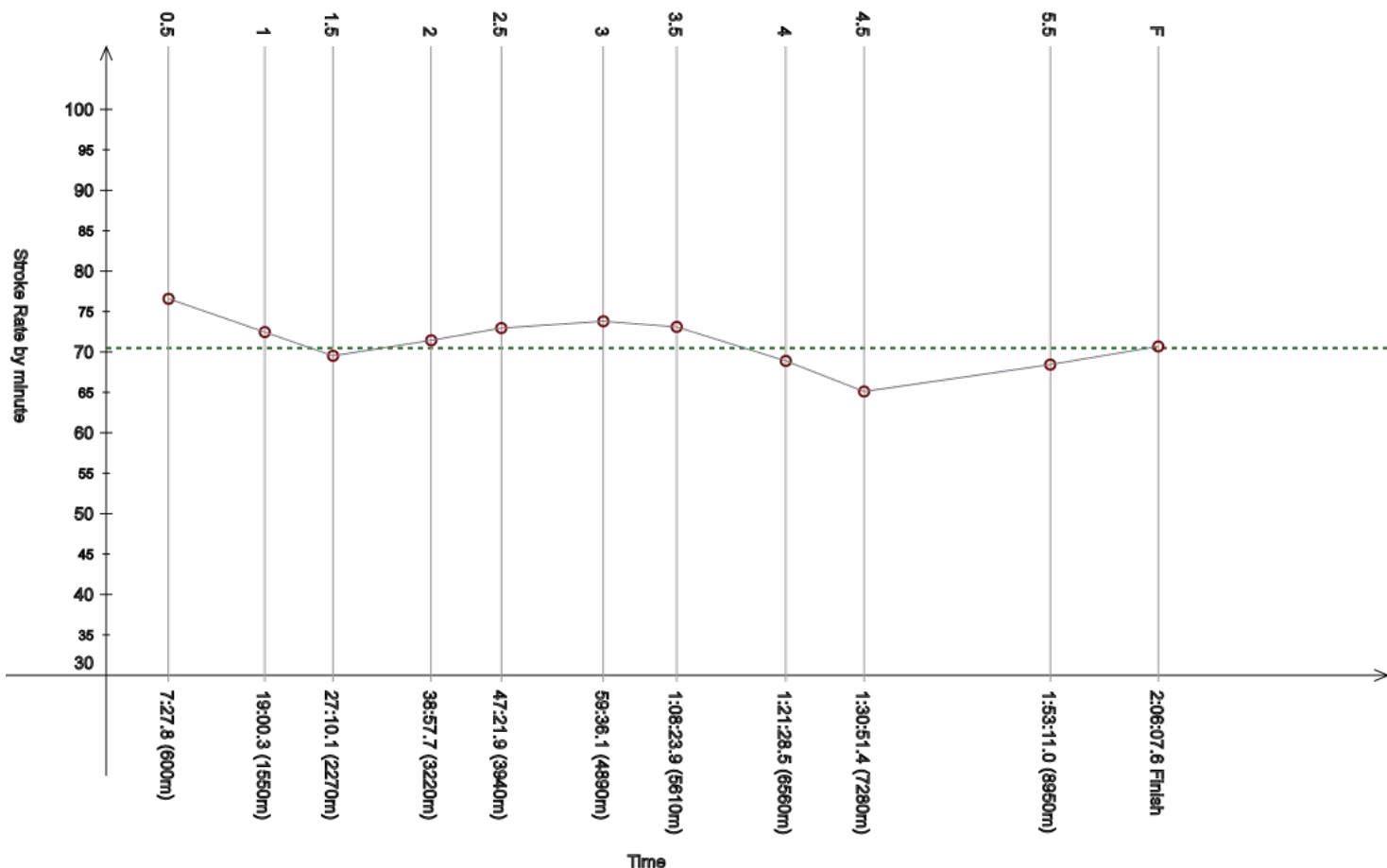
3 FEB 2024 - 10:30

Women's 10km

Race Analysis

REVISED
3 FEB 15:10

Rank	Bib	Name	NAT Code					Finish Time	Gap							
40	60	MAO Yihan	CHN					2:06:07.6	+8:40.8							
Lap	Time	Rank	Gap	SPM	Lap	Time	Rank	Gap	SPM	Lap	Time	Rank	Gap	SPM	SPM	STC
0.5	7:27.8	(21)	+8.8	76.6	1	19:00.3	(31)	+16.3	72.5	1.5	27:10.1	(40)	+21.8	69.5		
						11:32.5					8:09.8					
2	38:57.7	(47)	+51.3	71.4	2.5	47:21.9	(44)	++	73.0	3	59:36.1	(41)	++	73.8		
	11:47.6					8:24.2					12:14.2					
3.5	1:08:23.9	(40)	++	73.1	4	1:21:28.5	(44)	++	68.9	4.5	1:30:51.4	(45)	++	65.1	70.5	8957
	8:47.8					13:04.6					9:22.9					
5	-	-	-	-	5.5	1:53:11.0	(45)	++	68.4	F	2:06:07.6	(40)	++	70.7		
	-					-					12:56.6					



Legend:			
-	Information not available	----	Stroke Rate Average
+	Gap or time behind	++	One minute or more behind in split time
F	Finish	SPM	Average strokes per minute
STC	Total strokes		

Official Timekeeping by OMEGA

Event 101
3 FEB 2024 - 10:30

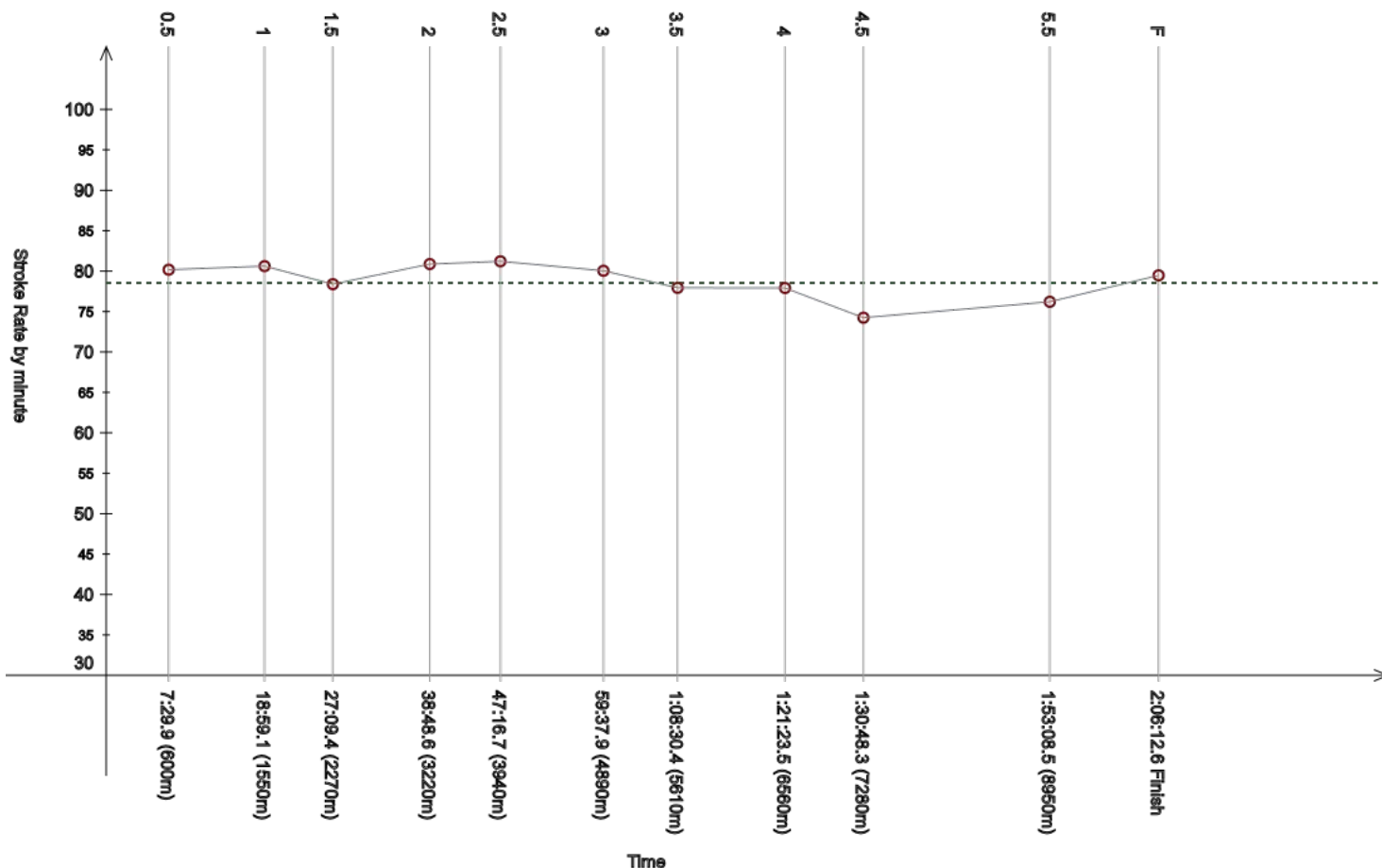
Women's 10km

Race Analysis

REVISED
3 FEB 15:10

Rank	Bib	Name	NAT Code	Finish Time	Gap
41	61	PAVLACKA Lenka	CZE	2:06:12.6	+8:45.8

Lap	Time	Rank	Gap	SPM	Lap	Time	Rank	Gap	SPM	Lap	Time	Rank	Gap	SPM	SPM	STC
0.5	7:29.9	(=27)	+10.9	80.2	1	18:59.1	(28)	+15.1	80.6	1.5	27:09.4	(37)	+21.1	78.4		
						11:29.2					8:10.3					
2	38:48.6	(43)	+42.2	80.9	2.5	47:16.7	(=42)	++	81.2	3	59:37.9	(42)	++	80.0		
	11:39.2					8:28.1					12:21.2					
3.5	1:08:30.4	(43)	++	77.9	4	1:21:23.5	(41)	++	77.9	4.5	1:30:48.3	(42)	++	74.2	78.5	9975
	8:52.5					12:53.1					9:24.8					
5	-	-	-	-	5.5	1:53:08.5	(44)	++	76.2	F	2:06:12.6	(41)	++	79.5		
	-					-					13:04.1					



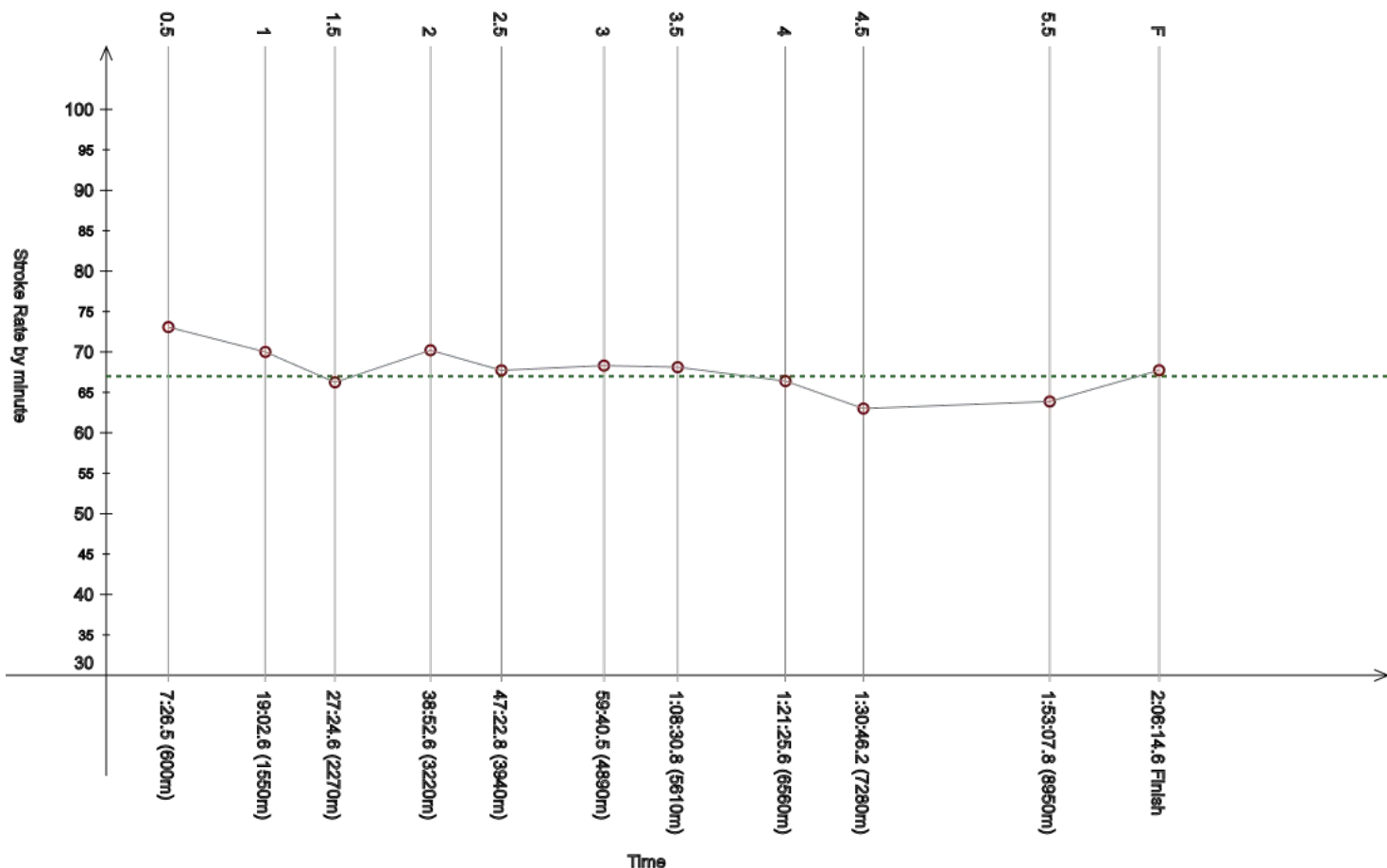
Legend:			
-	Information not available	----	Stroke Rate Average
+	Gap or time behind	++	One minute or more behind in split time
F	Finish	SPM	Average strokes per minute
STC	Total strokes		

Official Timekeeping by OMEGA

Race Analysis

REVISED
3 FEB 15:10

Rank	Bib	Name	NAT Code							Finish Time	Gap					
42	18	LEE Hae Rim	KOR							2:06:14.6	+8:47.8					
Lap	Time	Rank	Gap	SPM	Lap	Time	Rank	Gap	SPM	Lap	Time	Rank	Gap	SPM	SPM	STC
0.5	7:26.5	(=14)	+7.5	73.1	1	19:02.6	(38)	+18.6	70.0	1.5	27:24.6	(47)	+36.3	66.2		
						11:36.1					8:22.0					
2	38:52.6	(45)	+46.2	70.2	2.5	47:22.8	(45)	++	67.7	3	59:40.5	(44)	++	68.3		
	11:28.0					8:30.2					12:17.7					
3.5	1:08:30.8	(45)	++	68.1	4	1:21:25.6	(42)	++	66.4	4.5	1:30:46.2	(41)	++	63.0	67.0	8488
	8:50.3					12:54.8					9:20.6					
5	-	-	-	-	5.5	1:53:07.8	(43)	++	63.9	F	2:06:14.6	(42)	++	67.7		
	-					-					13:06.8					



Legend:			
-	Information not available	----	Stroke Rate Average
+	Gap or time behind	++	One minute or more behind in split time
F	Finish	SPM	Average strokes per minute
STC	Total strokes		

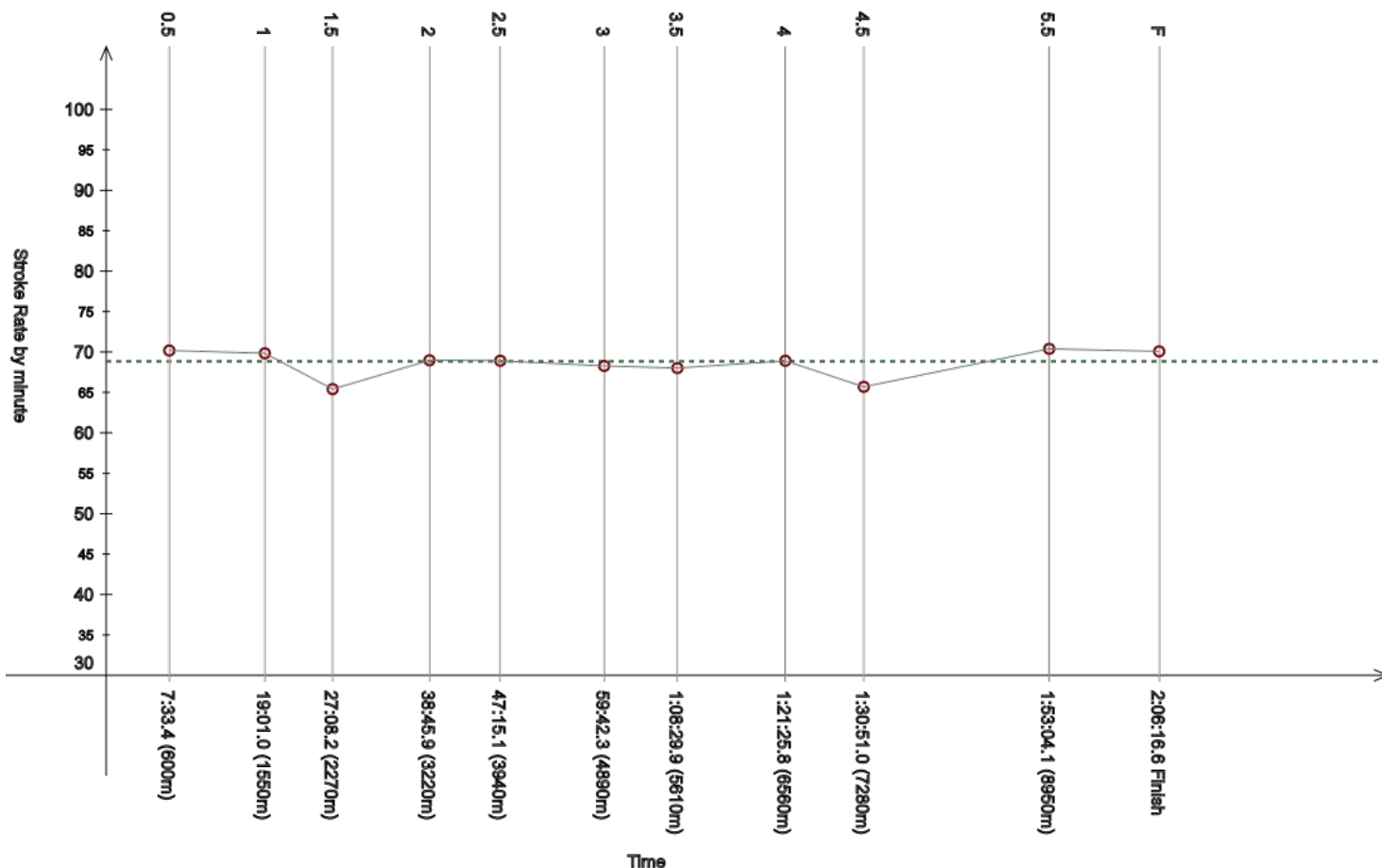
Official Timekeeping by OMEGA

Race Analysis

REVISED
3 FEB 15:10

Rank	Bib	Name	NAT Code	Finish Time	Gap
43	62	ALANIS HERNANDEZ Paulina	MEX	2:06:16.6	+8:49.8

Lap	Time	Rank	Gap	SPM	Lap	Time	Rank	Gap	SPM	Lap	Time	Rank	Gap	SPM	SPM	STC
0.5	7:33.4	(41)	+14.4	70.2	1	19:01.0	(33)	+17.0	69.8	1.5	27:08.2	(29)	+19.9	65.4		
						11:27.6					8:07.2					
2	38:45.9	(40)	+39.5	69.0	2.5	47:15.1	(41)	++	68.9	3	59:42.3	(46)	++	68.3		
	11:37.7					8:29.2					12:27.2					
3.5	1:08:29.9	(42)	++	68.0	4	1:21:25.8	(43)	++	68.9	4.5	1:30:51.0	(44)	++	65.7	68.8	8688
	8:47.6					12:55.9					9:25.2					
5	-	-	-	-	5.5	1:53:04.1	(41)	++	70.4	F	2:06:16.6	(43)	++	70.1		
	-					-					13:12.5					



Legend:			
-	Information not available	----	Stroke Rate Average
+	Gap or time behind	++	One minute or more behind in split time
F	Finish	SPM	Average strokes per minute
STC	Total strokes		

Official Timekeeping by OMEGA

Event 101

3 FEB 2024 - 10:30

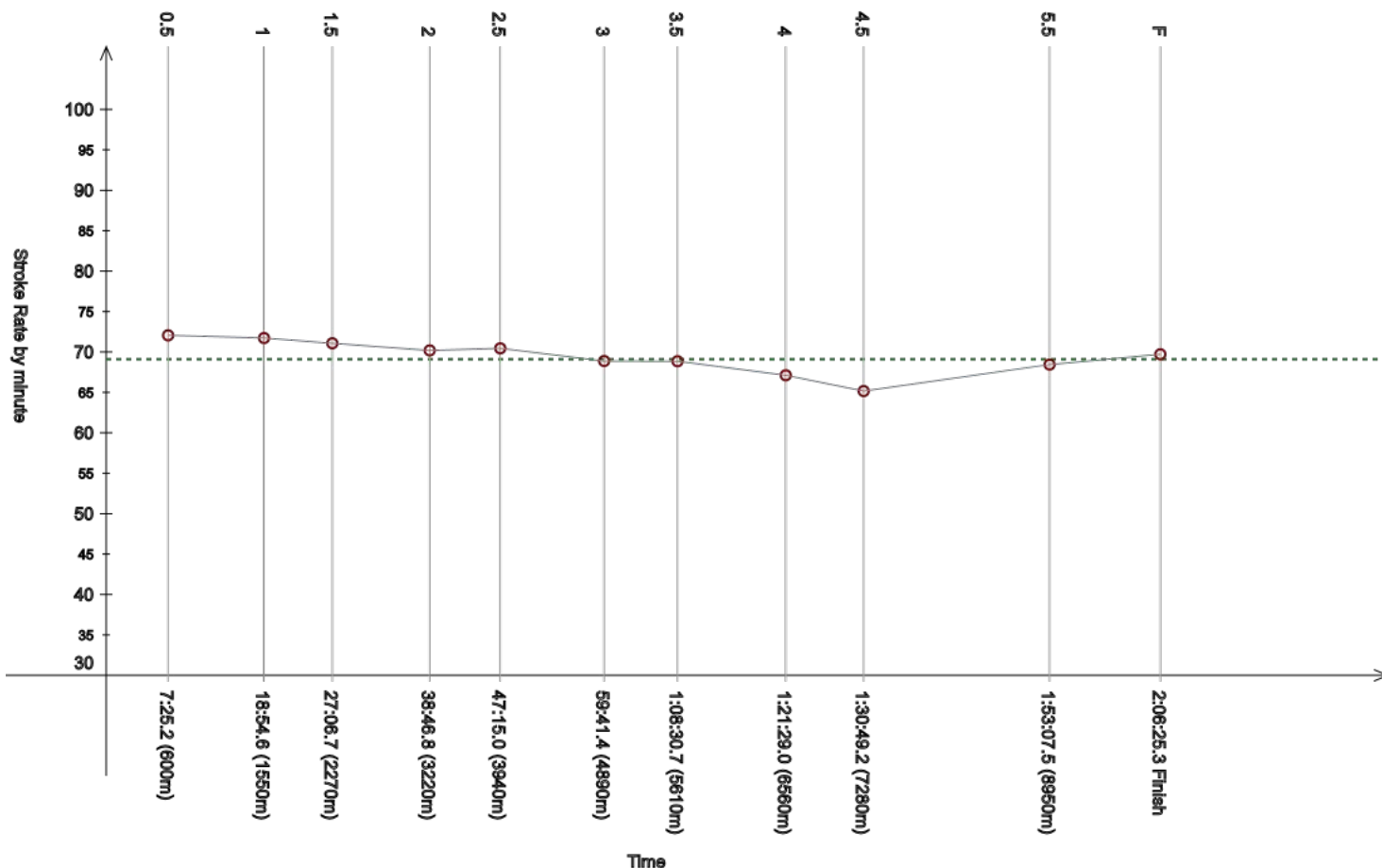
Women's 10km

Race Analysis

REVISED
3 FEB 15:10

Rank	Bib	Name	NAT Code	Finish Time	Gap
44	24	BOSNJAK Klara	CRO	2:06:25.3	+8:58.5

Lap	Time	Rank	Gap	SPM	Lap	Time	Rank	Gap	SPM	Lap	Time	Rank	Gap	SPM	SPM	STC
0.5	7:25.2	(=11)	+6.2	72.1	1	18:54.6	(20)	+10.6	71.7	1.5	27:06.7	(=19)	+18.4	71.1		
						11:29.4					8:12.1					
2	38:46.8	(41)	+40.4	70.2	2.5	47:15.0	(40)	++	70.5	3	59:41.4	(45)	++	68.9		
	11:40.1					8:28.2					12:26.4					
3.5	1:08:30.7	(44)	++	68.9	4	1:21:29.0	(46)	++	67.1	4.5	1:30:49.2	(43)	++	65.2	69.1	8770
	8:49.3					12:58.3					9:20.2					
5	-	-	-	-	5.5	1:53:07.5	(42)	++	68.4	F	2:06:25.3	(44)	++	69.7		
	-					-					13:17.8					



Legend:			
-	Information not available	----	Stroke Rate Average
+	Gap or time behind	++	One minute or more behind in split time
F	Finish	SPM	Average strokes per minute
STC	Total strokes		

Official Timekeeping by OMEGA

Event 101
3 FEB 2024 - 10:30

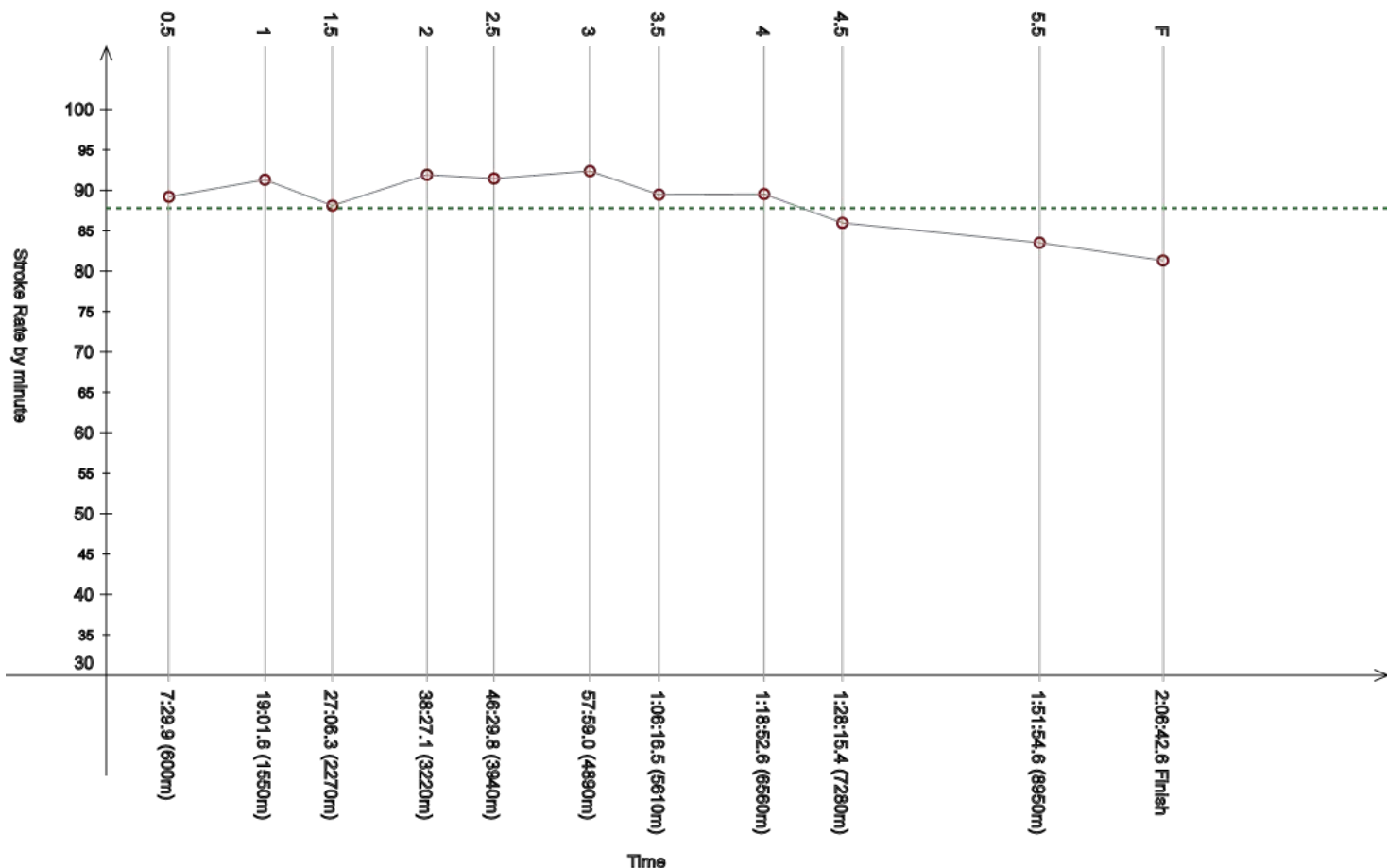
Women's 10km

Race Analysis

REVISED
3 FEB 15:10

Rank	Bib	Name	NAT Code	Finish Time	Gap
45	52	ERDOGAN Tuna	TUR	2:06:42.6	+9:15.8

Lap	Time	Rank	Gap	SPM	Lap	Time	Rank	Gap	SPM	Lap	Time	Rank	Gap	SPM	SPM	STC
0.5	7:29.9	(=27)	+10.9	89.2	1	19:01.6	(34)	+17.6	91.3	1.5	27:06.3	(=16)	+18.0	88.1		
						11:31.7					8:04.7					
2	38:27.1	(19)	+20.7	91.9	2.5	46:29.8	(20)	+18.9	91.5	3	57:59.0	(32)	+20.0	92.4		
	11:20.8					8:02.7					11:29.2					
3.5	1:06:16.5	(33)	+26.6	89.5	4	1:18:52.6	(35)	++	89.5	4.5	1:28:15.4	(36)	++	86.0	87.8	11195
	8:17.5					12:36.1					9:22.8					
5	-	-	-	-	5.5	1:51:54.6	(40)	++	83.5	F	2:06:42.6	(45)	++	81.3		
	-					-					14:48.0					



Legend:			
-	Information not available	---	Stroke Rate Average
+	Gap or time behind	++	One minute or more behind in split time
F	Finish	SPM	Average strokes per minute
STC	Total strokes		

Official Timekeeping by OMEGA

Event 101
3 FEB 2024 - 10:30

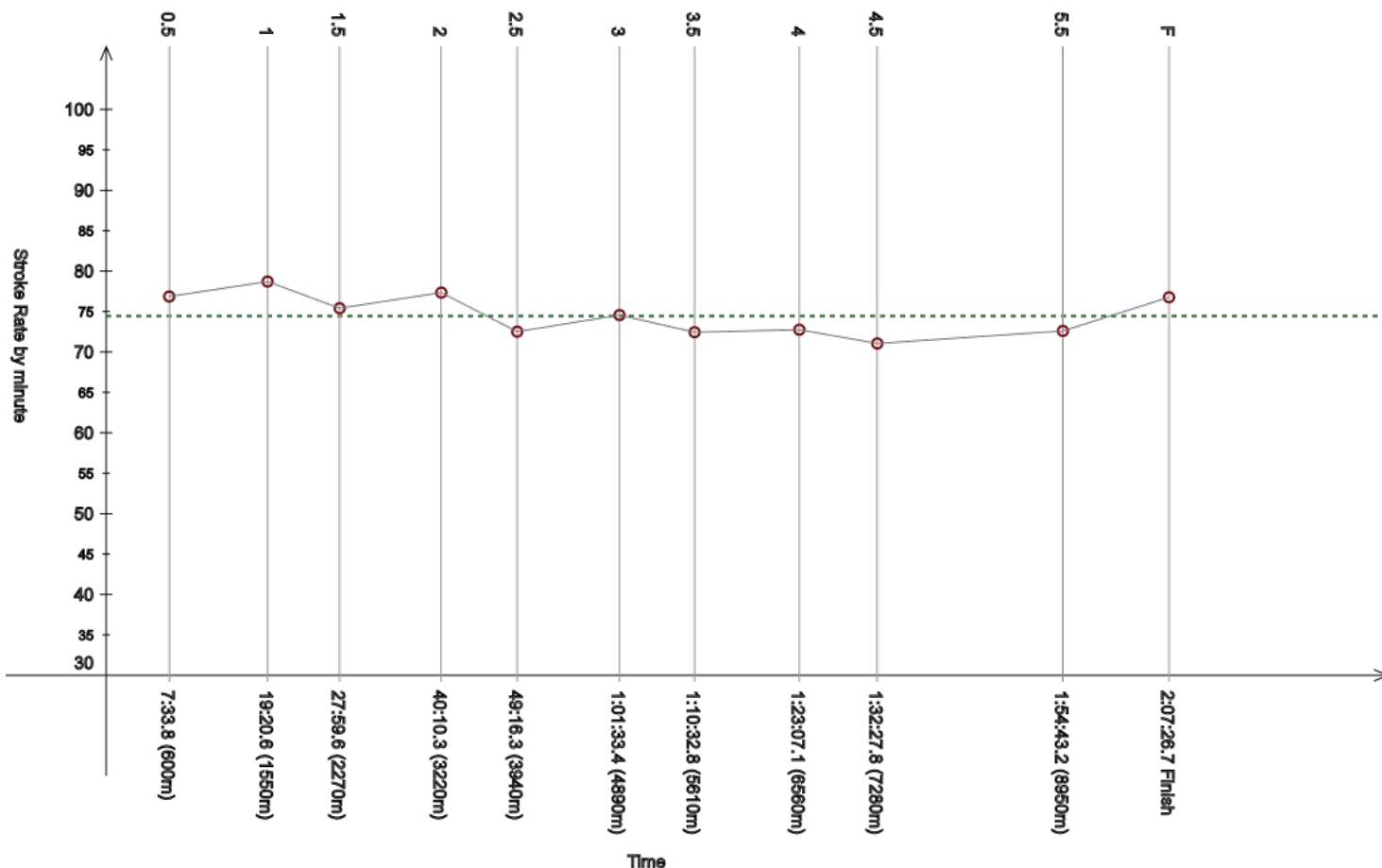
Women's 10km

Race Analysis

REVISED
3 FEB 15:10

Rank	Bib	Name	NAT Code	Finish Time	Gap
46	56	ABAD Ana	ECU	2:07:26.7	+9:59.9

Lap	Time	Rank	Gap	SPM	Lap	Time	Rank	Gap	SPM	Lap	Time	Rank	Gap	SPM	SPM	STC
0.5	7:33.8	(42)	+14.8	76.9	1	19:20.6	(49)	+36.6	78.7	1.5	27:59.6	(52)	++	75.4		
						11:46.8					8:39.0					
2	40:10.3	(48)	++	77.3	2.5	49:16.3	(51)	++	72.5	3	1:01:33.4	(50)	++	74.6		
	12:10.7					9:06.0					12:17.1					
3.5	1:10:32.8	(50)	++	72.4	4	1:23:07.1	(48)	++	72.8	4.5	1:32:27.8	(49)	++	71.1	74.4	9527
	8:59.4					12:34.3					9:20.7					
5	-	-	-	-	5.5	1:54:43.2	(50)	++	72.6	F	2:07:26.7	(46)	++	76.8		
	-					-					12:43.5					



Legend:			
-	Information not available	----	Stroke Rate Average
+	Gap or time behind	++	One minute or more behind in split time
F	Finish	SPM	Average strokes per minute
STC	Total strokes		

Official Timekeeping by OMEGA

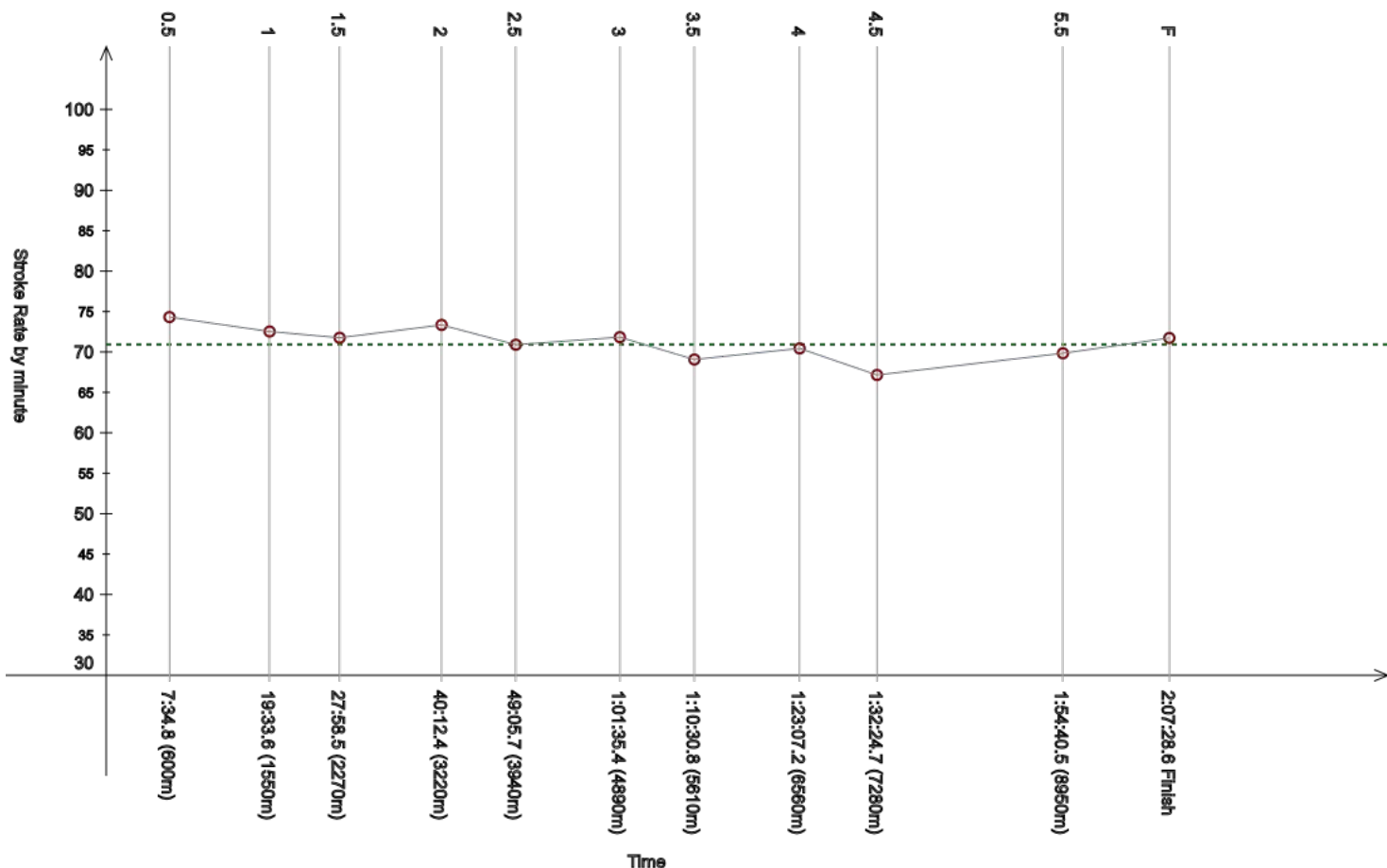
Event 101
3 FEB 2024 - 10:30

Women's 10km

Race Analysis

REVISED
3 FEB 15:10

Rank	Bib	Name	NAT Code					Finish Time	Gap							
47	22	TENG Yu-Wen	TPE					2:07:28.6	+10:01.8							
Lap	Time	Rank	Gap	SPM	Lap	Time	Rank	Gap	SPM	Lap	Time	Rank	Gap	SPM	SPM	STC
0.5	7:34.8	(45)	+15.8	74.3	1	19:33.6	(51)	+49.6	72.5	1.5	27:58.5	(50)	++	71.8		
						11:58.8					8:24.9					
2	40:12.4	(50)	++	73.4	2.5	49:05.7	(47)	++	70.9	3	1:01:35.4	(51)	++	71.8		
	12:13.9					8:53.3					12:29.7					
3.5	1:10:30.8	(49)	++	69.1	4	1:23:07.2	(49)	++	70.4	4.5	1:32:24.7	(47)	++	67.2	70.9	9064
	8:55.4					12:36.4					9:17.5					
5	-	-	-	-	5.5	1:54:40.5	(47)	++	69.8	F	2:07:28.6	(47)	++	71.7		
	-					-					12:48.1					



Legend:			
-	Information not available	----	Stroke Rate Average
+	Gap or time behind	++	One minute or more behind in split time
F	Finish	SPM	Average strokes per minute
STC	Total strokes		

Official Timekeeping by OMEGA

Event 101
3 FEB 2024 - 10:30

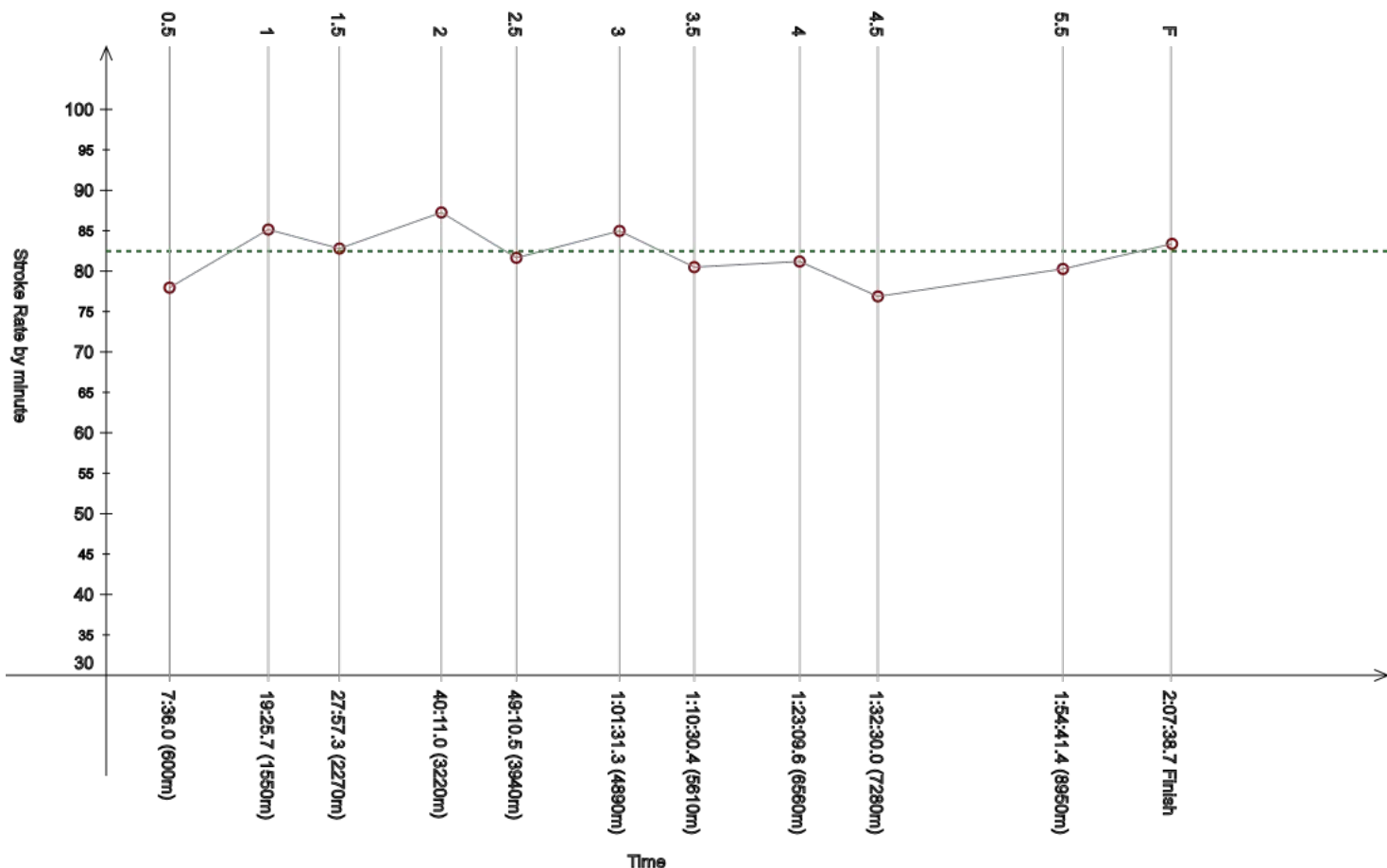
Women's 10km

Race Analysis

REVISED
3 FEB 15:10

Rank	Bib	Name	NAT Code	Finish Time	Gap
48	8	PERSE Spela	SLO	2:07:38.7	+10:11.9

Lap	Time	Rank	Gap	SPM	Lap	Time	Rank	Gap	SPM	Lap	Time	Rank	Gap	SPM	SPM	STC
0.5	7:36.0	(49)	+17.0	78.0	1	19:25.7	(50)	+41.7	85.1	1.5	27:57.3	(49)	++	82.8		
						11:49.7					8:31.6					
2	40:11.0	(49)	++	87.3	2.5	49:10.5	(49)	++	81.7	3	1:01:31.3	(49)	++	85.0		
	12:13.7					8:59.5					12:20.8					
3.5	1:10:30.4	(48)	++	80.5	4	1:23:09.6	(50)	++	81.2	4.5	1:32:30.0	(50)	++	76.9	82.5	10546
	8:59.1					12:39.2					9:20.4					
5	-	-	-	-	5.5	1:54:41.4	(48)	++	80.3	F	2:07:38.7	(48)	++	83.4		
	-					-					12:57.3					



Legend:			
-	Information not available	----	Stroke Rate Average
+	Gap or time behind	++	One minute or more behind in split time
F	Finish	SPM	Average strokes per minute
STC	Total strokes		

Official Timekeeping by OMEGA

Event 101

3 FEB 2024 - 10:30

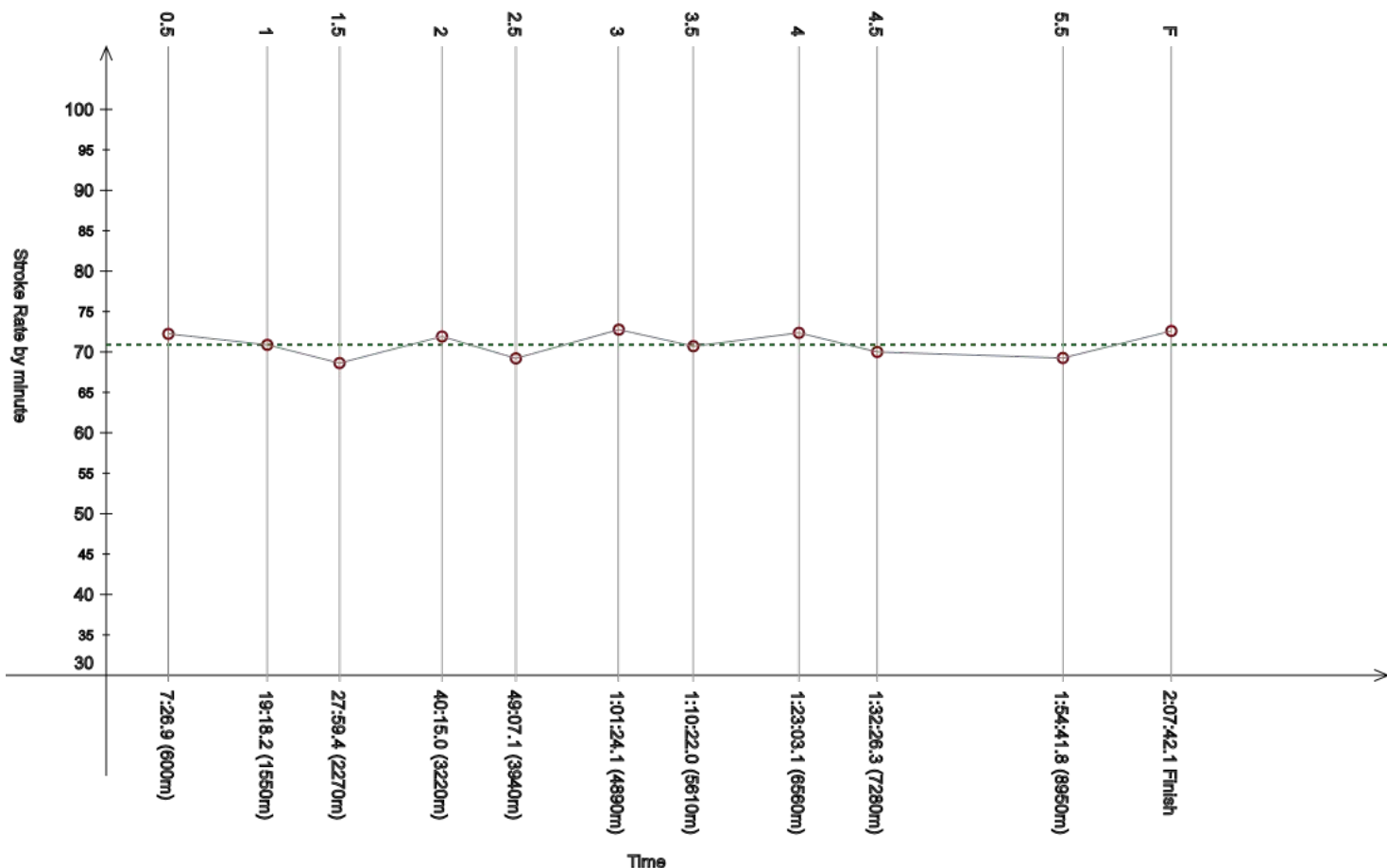
Women's 10km

Race Analysis

REVISED
3 FEB 15:10

Rank	Bib	Name	NAT Code	Finish Time	Gap
49	17	KWANMUANG Kamonchanok	THA	2:07:42.1	+10:15.3

Lap	Time	Rank	Gap	SPM	Lap	Time	Rank	Gap	SPM	Lap	Time	Rank	Gap	SPM	SPM	STC
0.5	7:26.9	(17)	+7.9	72.2	1	19:18.2	(48)	+34.2	70.9	1.5	27:59.4	(51)	++	68.6		
						11:51.3					8:41.2					
2	40:15.0	(51)	++	71.9	2.5	49:07.1	(48)	++	69.2	3	1:01:24.1	(48)	++	72.8		
	12:15.6					8:52.1					12:17.0					
3.5	1:10:22.0	(47)	++	70.7	4	1:23:03.1	(47)	++	72.4	4.5	1:32:26.3	(48)	++	70.0	70.9	9053
	8:57.9					12:41.1					9:23.2					
5	-	-	-	-	5.5	1:54:41.8	(49)	++	69.3	F	2:07:42.1	(49)	++	72.6		
	-					-					13:00.3					



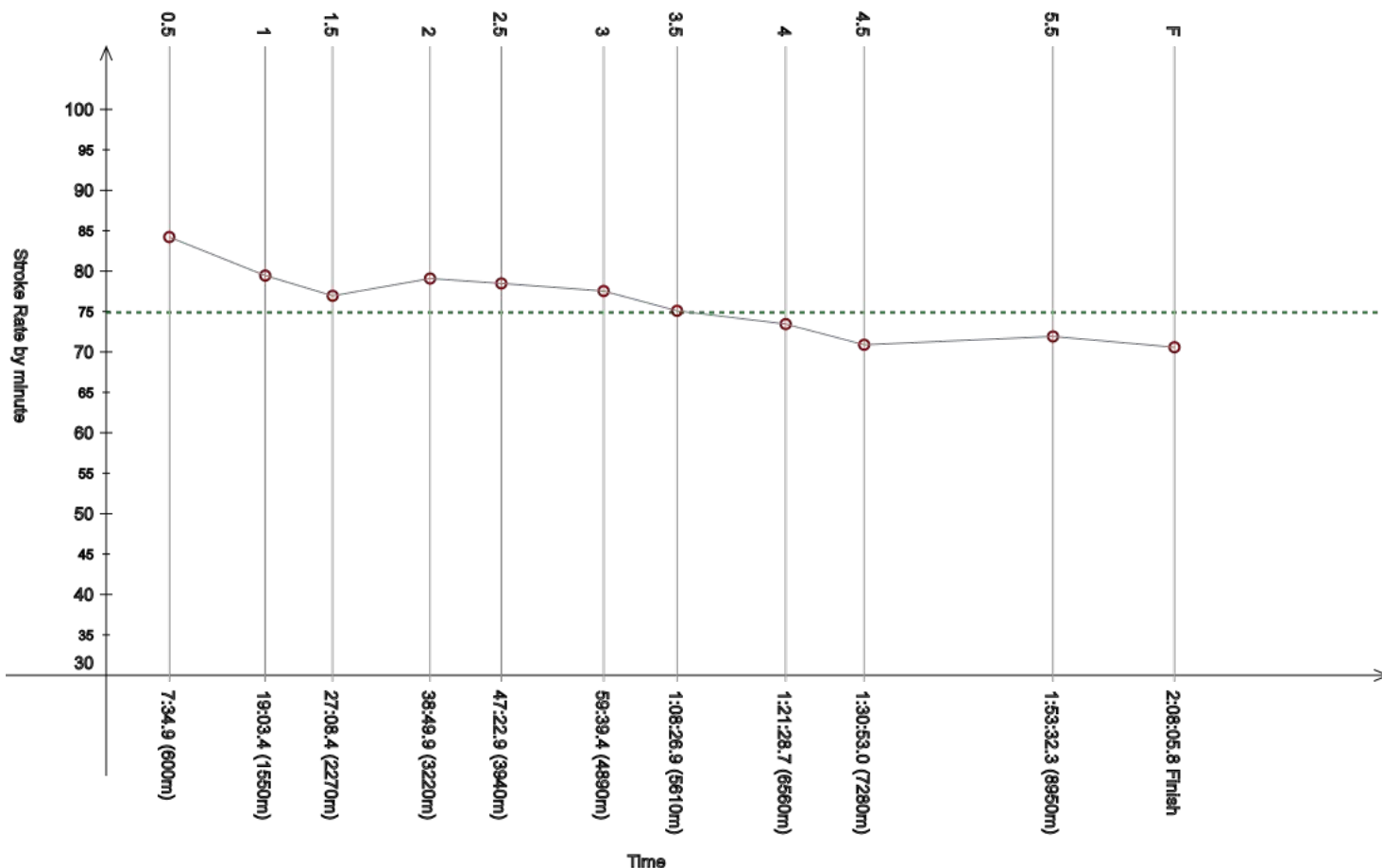
Legend:			
-	Information not available	----	Stroke Rate Average
+	Gap or time behind	++	One minute or more behind in split time
F	Finish	SPM	Average strokes per minute
STC	Total strokes		

Official Timekeeping by OMEGA

Race Analysis

REVISED
3 FEB 15:10

Rank	Bib	Name	NAT Code					Finish Time	Gap							
50	35	LAM Pac Tung Nikita	HKG					2:08:05.8	+10:39.0							
Lap	Time	Rank	Gap	SPM	Lap	Time	Rank	Gap	SPM	Lap	Time	Rank	Gap	SPM	SPM	STC
0.5	7:34.9	(=46)	+15.9	84.2	1	19:03.4	(41)	+19.4	79.5	1.5	27:08.4	(30)	+20.1	77.0		
						11:28.5					8:05.0					
2	38:49.9	(44)	+43.5	79.1	2.5	47:22.9	(46)	++	78.5	3	59:39.4	(43)	++	77.5		
	11:41.5					8:33.0					12:16.5					
3.5	1:08:26.9	(41)	++	75.1	4	1:21:28.7	(45)	++	73.5	4.5	1:30:53.0	(46)	++	70.9	74.9	9728
	8:47.5					13:01.8					9:24.3					
5	-	-	-	-	5.5	1:53:32.3	(46)	++	71.9	F	2:08:05.8	(50)	++	70.6		
	-					-					14:33.5					



Legend:			
-	Information not available	----	Stroke Rate Average
+	Gap or time behind	++	One minute or more behind in split time
F	Finish	SPM	Average strokes per minute
STC	Total strokes		

Official Timekeeping by OMEGA

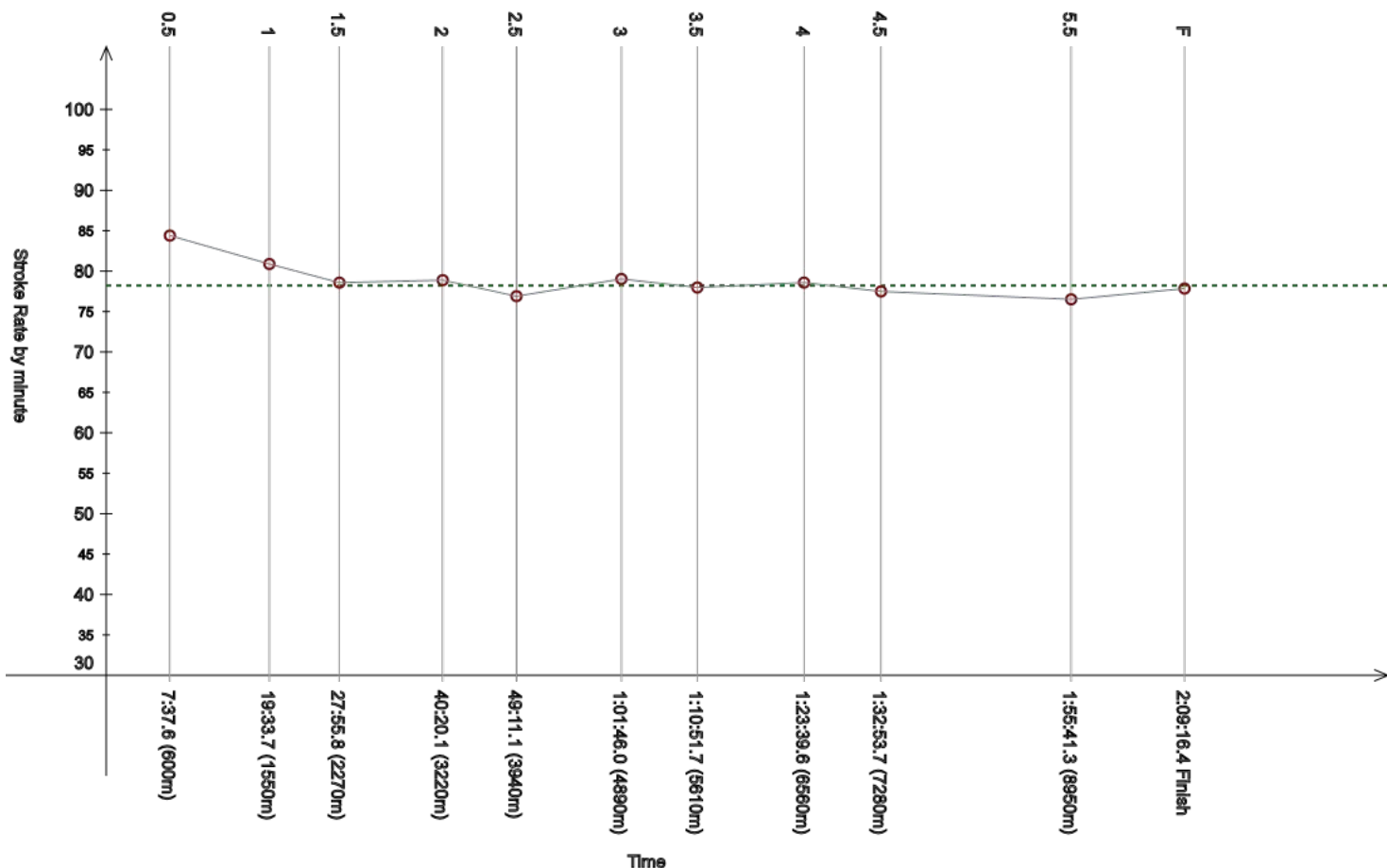
Event 101
3 FEB 2024 - 10:30

Women's 10km

Race Analysis

REVISED
3 FEB 15:10

Rank	Bib	Name	NAT Code					Finish Time	Gap							
51	10	ORAVSKY Laila	CAN					2:09:16.4	+11:49.6							
Lap	Time	Rank	Gap	SPM	Lap	Time	Rank	Gap	SPM	Lap	Time	Rank	Gap	SPM	SPM	STC
0.5	7:37.6	(54)	+18.6	84.4	1	19:33.7	(52)	+49.7	80.9	1.5	27:55.8	(48)	++	78.6		
						11:56.1					8:22.1					
2	40:20.1	(52)	++	78.9	2.5	49:11.1	(50)	++	76.9	3	1:01:46.0	(52)	++	79.0		
	12:24.3					8:51.0					12:34.9					
3.5	1:10:51.7	(51)	++	78.0	4	1:23:39.6	(51)	++	78.6	4.5	1:32:53.7	(51)	++	77.5	78.2	10161
	9:05.7					12:47.9					9:14.1					
5	-	-	-	-	5.5	1:55:41.3	(51)	++	76.5	F	2:09:16.4	(51)	++	77.8		
	-					-					13:35.1					



Legend:			
-	Information not available	----	Stroke Rate Average
+	Gap or time behind	++	One minute or more behind in split time
F	Finish	SPM	Average strokes per minute
STC	Total strokes		

Official Timekeeping by OMEGA

Event 101
3 FEB 2024 - 10:30

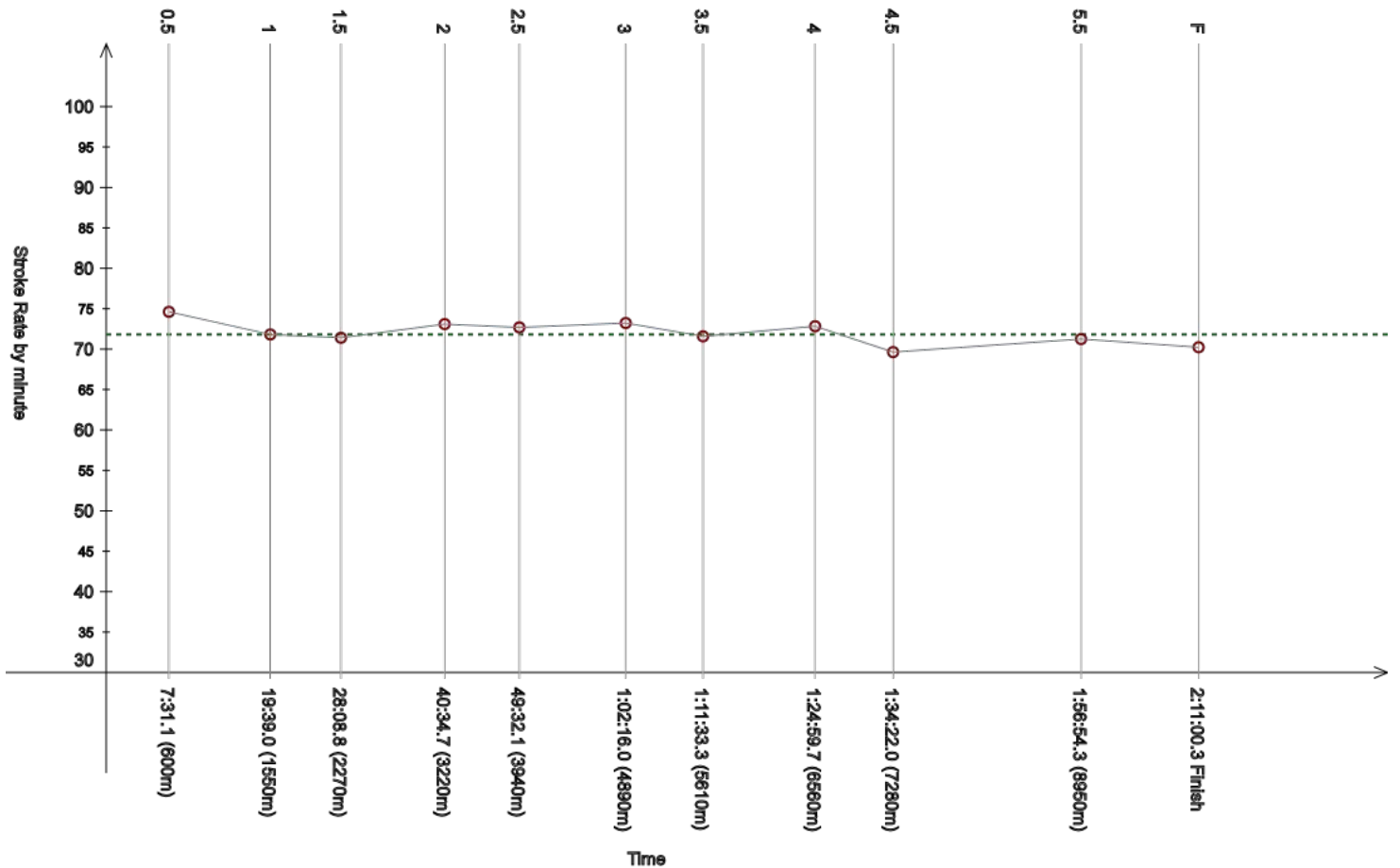
Women's 10km

Race Analysis

REVISED
3 FEB 15:10

Rank	Bib	Name	NAT Code	Finish Time	Gap
52	57	FAIN Katja	SLO	2:11:00.3	+13:33.5

Lap	Time	Rank	Gap	SPM	Lap	Time	Rank	Gap	SPM	Lap	Time	Rank	Gap	SPM	SPM	STC
0.5	7:31.1	(33)	+12.1	74.6	1	19:39.0	(53)	+55.0	71.8	1.5	28:08.8	(53)	++	71.4		
						12:07.9					8:29.8					
2	40:34.7	(53)	++	73.1	2.5	49:32.1	(52)	++	72.7	3	1:02:16.0	(53)	++	73.2		
	12:25.9					8:57.4					12:43.9					
3.5	1:11:33.3	(52)	++	71.6	4	1:24:59.7	(52)	++	72.8	4.5	1:34:22.0	(52)	++	69.6	71.8	9433
	9:17.3					13:26.4					9:22.3					
5	-	-	-	-	5.5	1:56:54.3	(52)	++	71.2	F	2:11:00.3	(52)	++	70.2		
	-					-					14:06.0					



Legend:			
-	Information not available	---	Stroke Rate Average
+	Gap or time behind	++	One minute or more behind in split time
F	Finish	SPM	Average strokes per minute
STC	Total strokes		

Official Timekeeping by OMEGA

Event 101

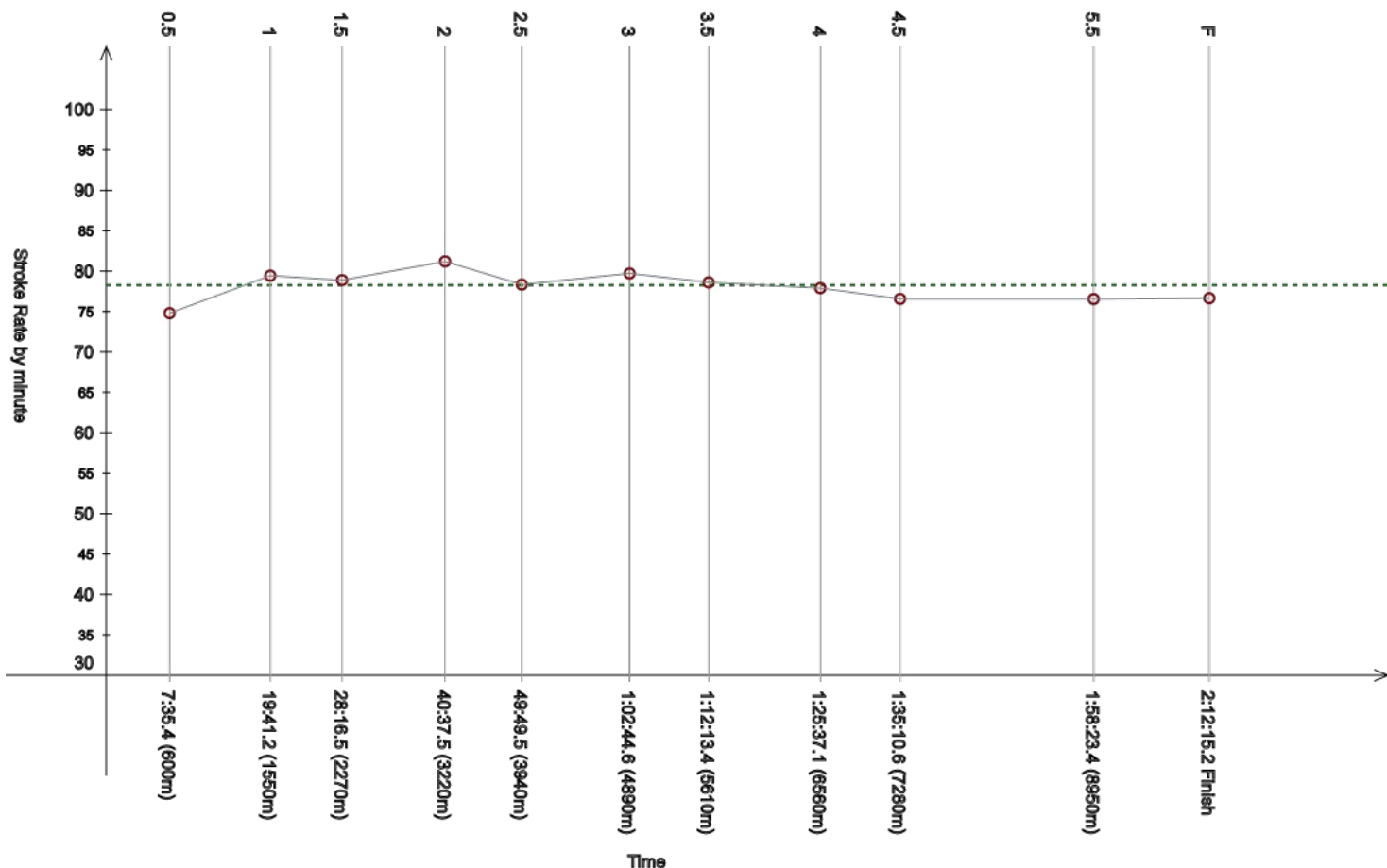
3 FEB 2024 - 10:30

Women's 10km

Race Analysis

REVISED
3 FEB 15:10

Rank	Bib	Name	NAT Code					Finish Time	Gap							
53	55	PARK Jungju	KOR					2:12:15.2	+14:48.4							
Lap	Time	Rank	Gap	SPM	Lap	Time	Rank	Gap	SPM	Lap	Time	Rank	Gap	SPM	SPM	STC
0.5	7:35.4	(48)	+16.4	74.8	1	19:41.2	(54)	+57.2	79.4	1.5	28:16.5	(54)	++	78.9		
						12:05.8					8:35.3					
2	40:37.5	(54)	++	81.2	2.5	49:49.5	(53)	++	78.3	3	1:02:44.6	(54)	++	79.7		
	12:21.0					9:12.0					12:55.1					
3.5	1:12:13.4	(53)	++	78.6	4	1:25:37.1	(53)	++	77.9	4.5	1:35:10.6	(53)	++	76.6	78.3	10371
	9:28.8					13:23.7					9:33.5					
5	-	-	-	-	5.5	1:58:23.4	(53)	++	76.5	F	2:12:15.2	(53)	++	76.7		
	-					-					13:51.8					



Legend:			
-	Information not available	----	Stroke Rate Average
+	Gap or time behind	++	One minute or more behind in split time
F	Finish	SPM	Average strokes per minute
STC	Total strokes		

Official Timekeeping by OMEGA

Event 101
3 FEB 2024 - 10:30

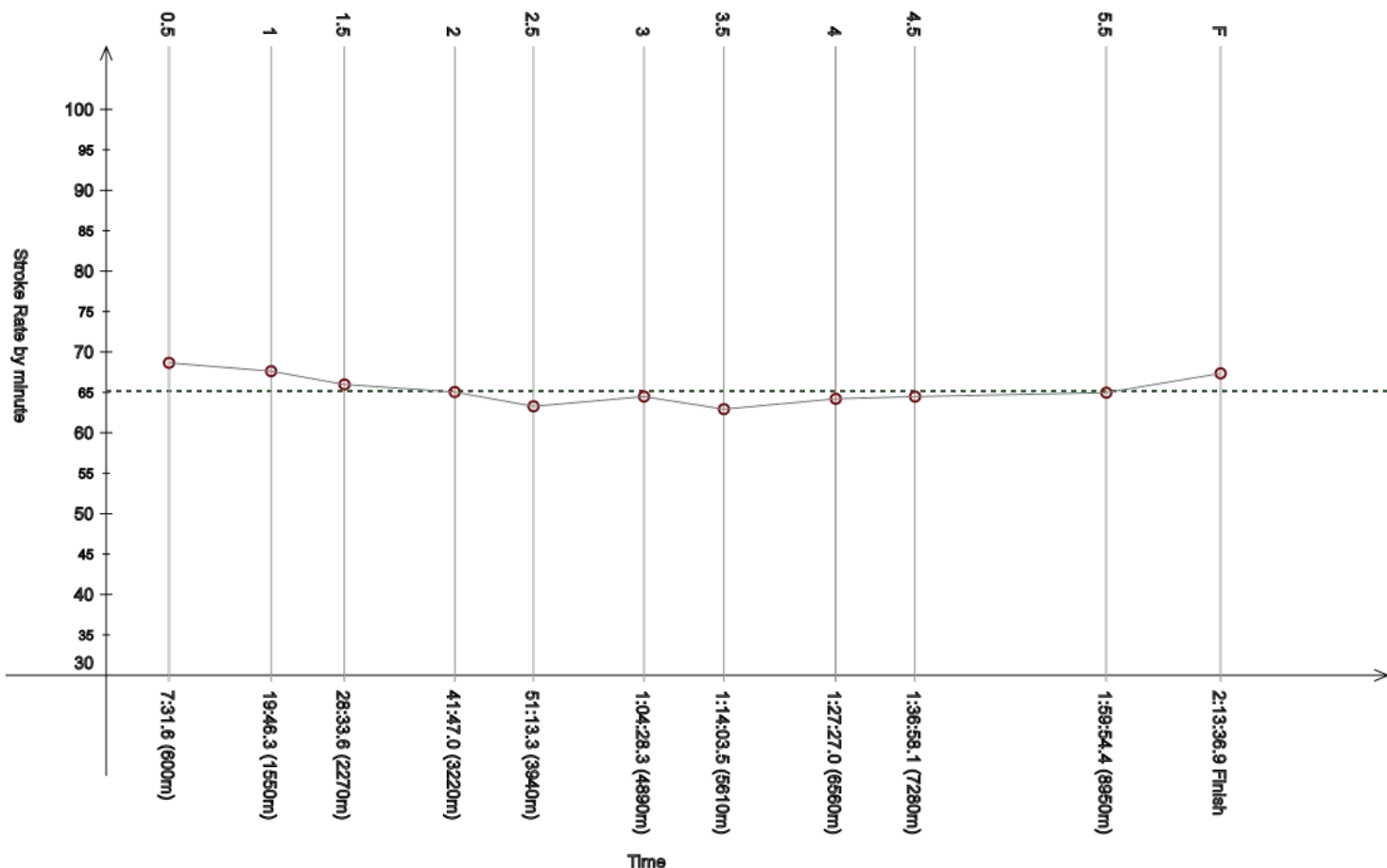
Women's 10km

Race Analysis

REVISED
3 FEB 15:10

Rank	Bib	Name	NAT Code	Finish Time	Gap
54	41	SCHWENGLER Britta	ARU	2:13:36.9	+16:10.1

Lap	Time	Rank	Gap	SPM	Lap	Time	Rank	Gap	SPM	Lap	Time	Rank	Gap	SPM	SPM	STC
0.5	7:31.6	(34)	+12.6	68.7	1	19:46.3	(57)	++	67.6	1.5	28:33.6	(57)	++	66.0		
						12:14.7					8:47.3					
2	41:47.0	(57)	++	65.1	2.5	51:13.3	(56)	++	63.3	3	1:04:28.3	(56)	++	64.5		
	13:13.4					9:26.3					13:15.0					
3.5	1:14:03.5	(55)	++	62.9	4	1:27:27.0	(55)	++	64.2	4.5	1:36:58.1	(55)	++	64.5	65.2	8790
	9:35.2					13:23.5					9:31.1					
5	-	-	-	-	5.5	1:59:54.4	(54)	++	65.0	F	2:13:36.9	(54)	++	67.4		
	-					-					13:42.5					



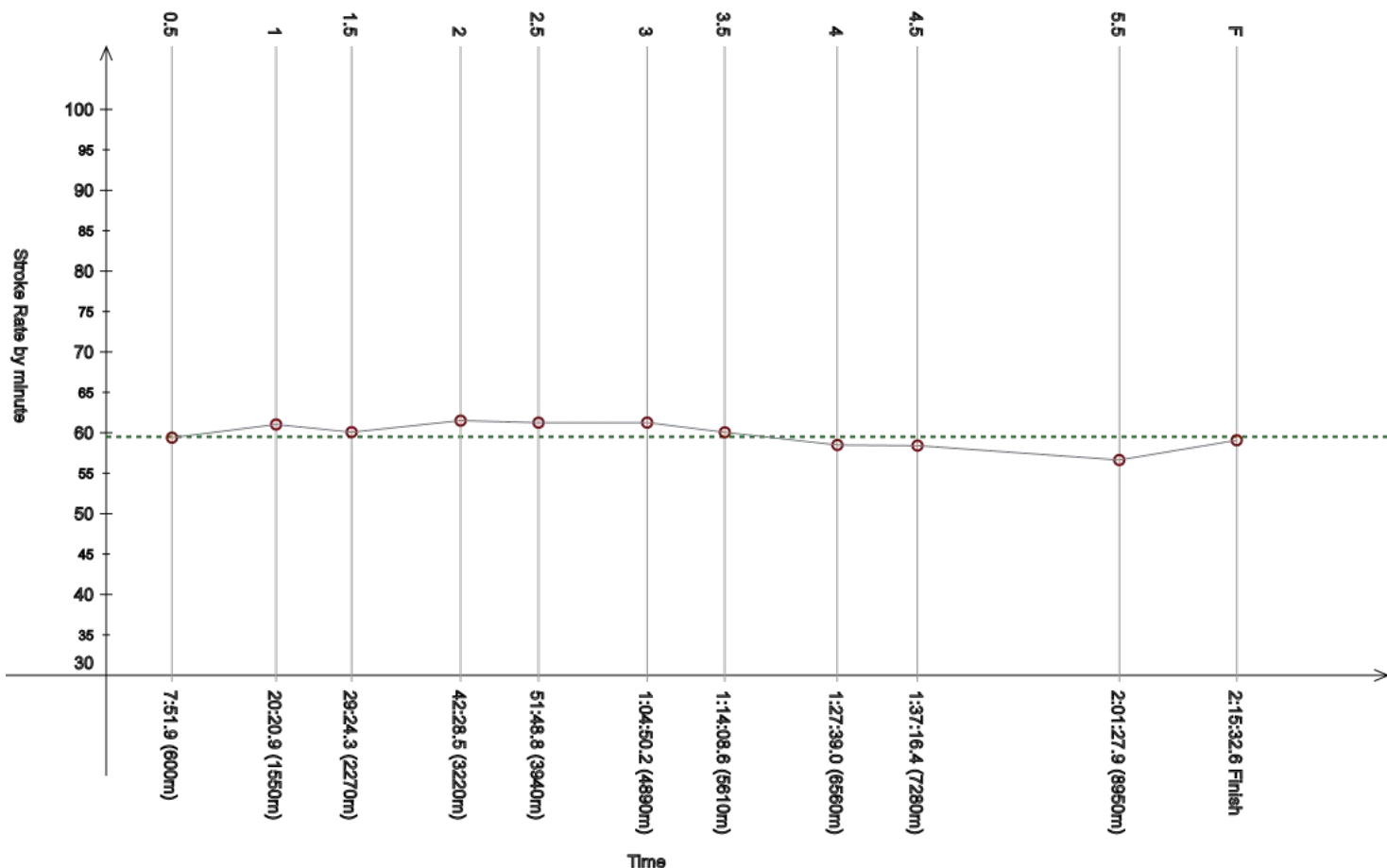
Legend:			
-	Information not available	---	Stroke Rate Average
+	Gap or time behind	++	One minute or more behind in split time
F	Finish	SPM	Average strokes per minute
STC	Total strokes		

Official Timekeeping by OMEGA

Race Analysis

REVISED
3 FEB 15:10

Rank	Bib	Name	NAT Code					Finish Time	Gap							
55	69	WANG Yi-Chen	TPE					2:15:32.6	+18:05.8							
Lap	Time	Rank	Gap	SPM	Lap	Time	Rank	Gap	SPM	Lap	Time	Rank	Gap	SPM	SPM	STC
0.5	7:51.9	(63)	+32.9	59.4	1	20:20.9	(61)	++	61.0	1.5	29:24.3	(60)	++	60.1		
						12:29.0					9:03.4					
2	42:28.5	(60)	++	61.5	2.5	51:48.8	(59)	++	61.3	3	1:04:50.2	(59)	++	61.3		
	13:04.2					9:20.3					13:01.4					
3.5	1:14:08.6	(56)	++	60.1	4	1:27:39.0	(57)	++	58.5	4.5	1:37:16.4	(56)	++	58.4	59.5	8145
	9:18.4					13:30.4					9:37.4					
5	-	-	-	-	5.5	2:01:27.9	(57)	++	56.6	F	2:15:32.6	(55)	++	59.1		
	-					-					14:04.7					



Legend:			
-	Information not available	----	Stroke Rate Average
+	Gap or time behind	++	One minute or more behind in split time
F	Finish	SPM	Average strokes per minute
STC	Total strokes		

Official Timekeeping by OMEGA

Event 101
3 FEB 2024 - 10:30

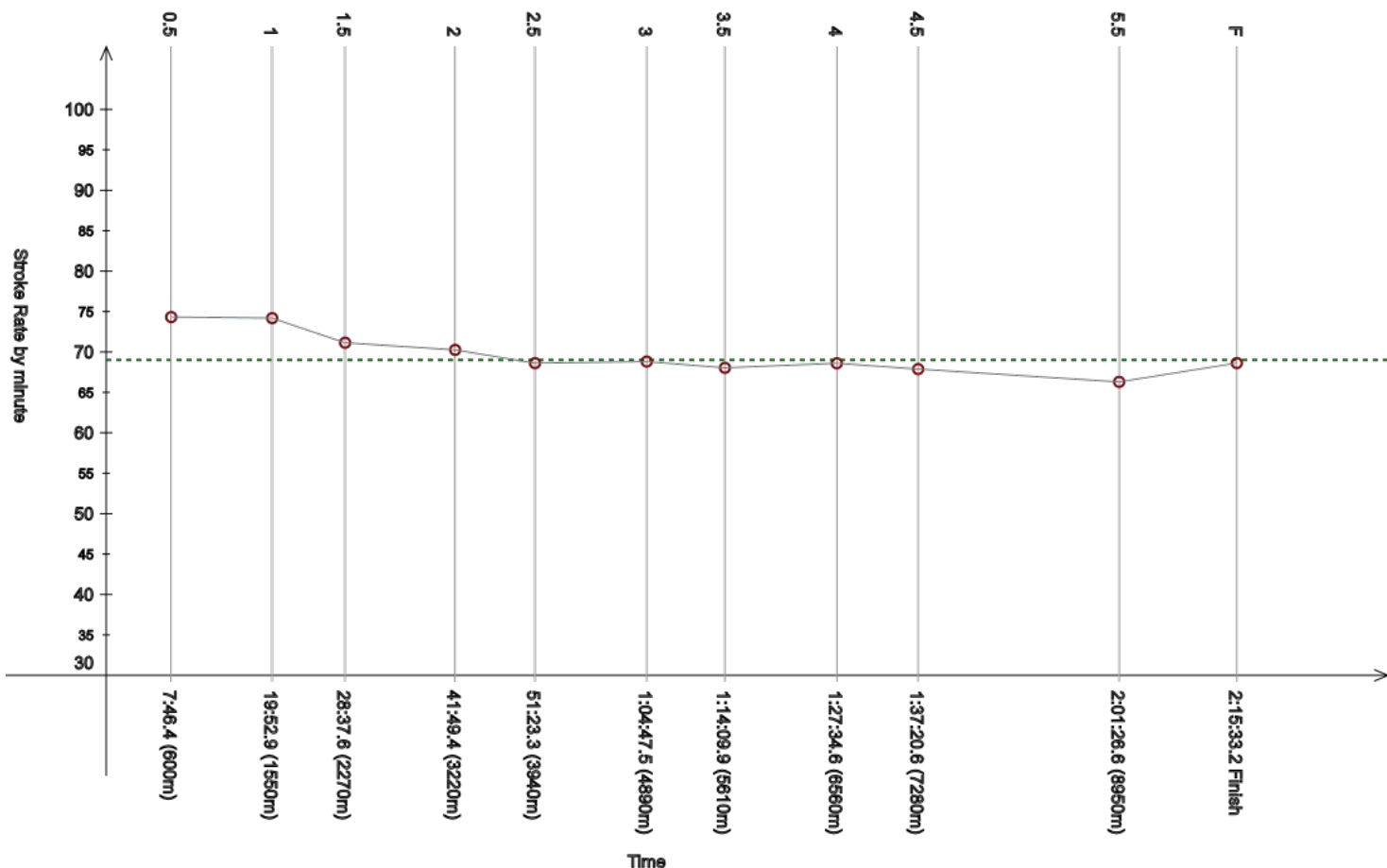
Women's 10km

Race Analysis

REVISED
3 FEB 15:10

Rank	Bib	Name	NAT Code	Finish Time	Gap
56	49	VANEGAS Yanci	GUA	2:15:33.2	+18:06.4

Lap	Time	Rank	Gap	SPM	Lap	Time	Rank	Gap	SPM	Lap	Time	Rank	Gap	SPM	SPM	STC
0.5	7:46.4	(58)	+27.4	74.3	1	19:52.9	(59)	++	74.2	1.5	28:37.6	(58)	++	71.1		
						12:06.5					8:44.7					
2	41:49.4	(58)	++	70.3	2.5	51:23.3	(57)	++	68.6	3	1:04:47.5	(58)	++	68.8		
	13:11.8					9:33.9					13:24.2					
3.5	1:14:09.9	(57)	++	68.0	4	1:27:34.6	(56)	++	68.6	4.5	1:37:20.6	(57)	++	67.9	69.0	9494
	9:22.4					13:24.7					9:46.0					
5	-	-	-	-	5.5	2:01:26.6	(56)	++	66.3	F	2:15:33.2	(56)	++	68.6		
	-					-					14:06.6					



Legend:			
-	Information not available	----	Stroke Rate Average
+	Gap or time behind	++	One minute or more behind in split time
F	Finish	SPM	Average strokes per minute
STC	Total strokes		

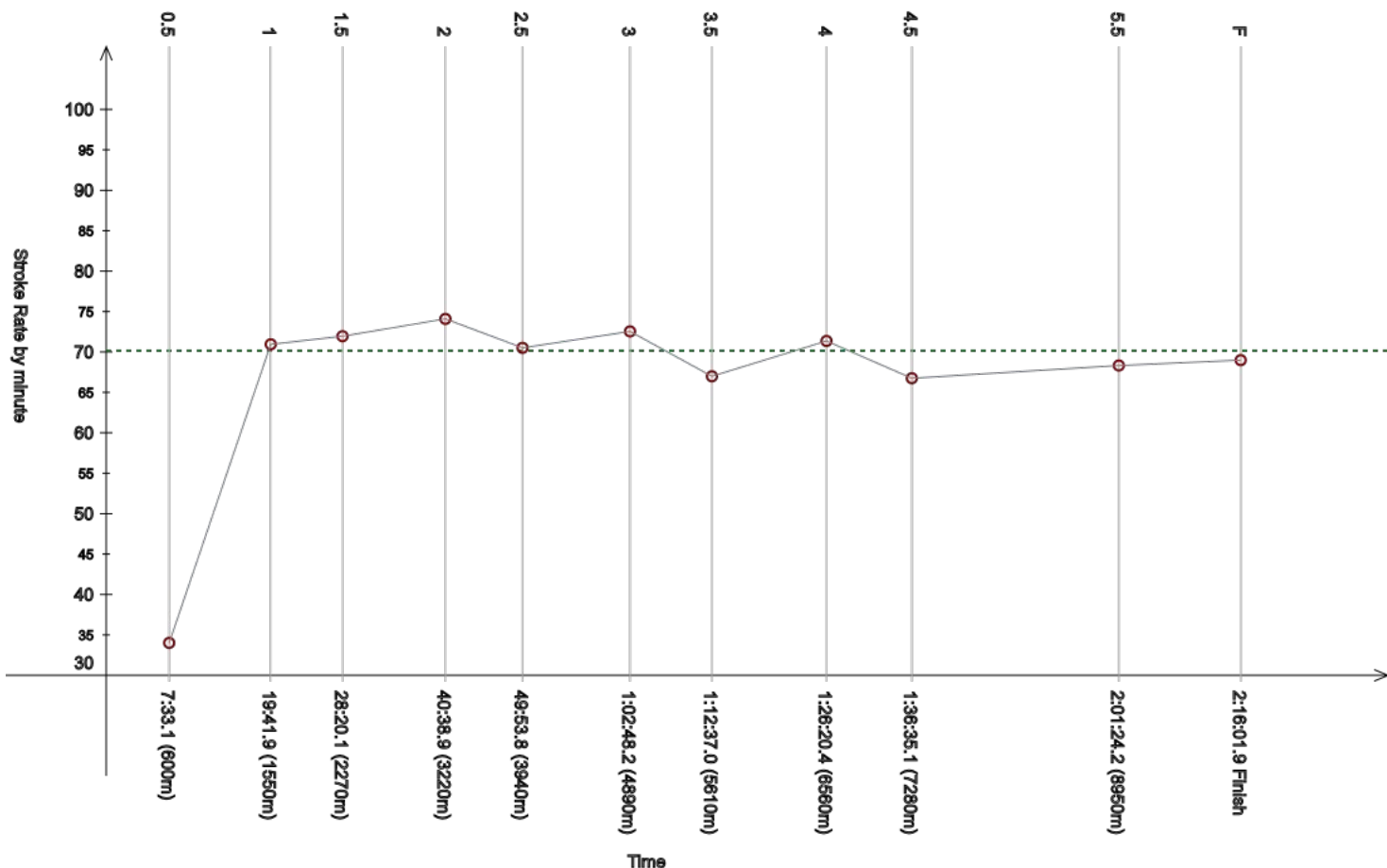
Official Timekeeping by OMEGA

Race Analysis

REVISED
3 FEB 15:10

Rank	Bib	Name	NAT Code	Finish Time	Gap
57	31	FEDOTOVA Mariya	KAZ	2:16:01.9	+18:35.1

Lap	Time	Rank	Gap	SPM	Lap	Time	Rank	Gap	SPM	Lap	Time	Rank	Gap	SPM	SPM	STC
0.5	7:33.1	(40)	+14.1	34.0	1	19:41.9	(55)	+57.9	71.0	1.5	28:20.1	(55)	++	72.0		
						12:08.8					8:38.2					
2	40:38.9	(55)	++	74.1	2.5	49:53.8	(54)	++	70.5	3	1:02:48.2	(55)	++	72.5		
	12:18.8					9:14.9					12:54.4					
3.5	1:12:37.0	(54)	++	67.0	4	1:26:20.4	(54)	++	71.4	4.5	1:36:35.1	(54)	++	66.8	70.2	9583
	9:48.8					13:43.4					10:14.7					
5	-	-	-	-	5.5	2:01:24.2	(55)	++	68.3	F	2:16:01.9	(57)	++	69.0		
	-					-					14:37.7					



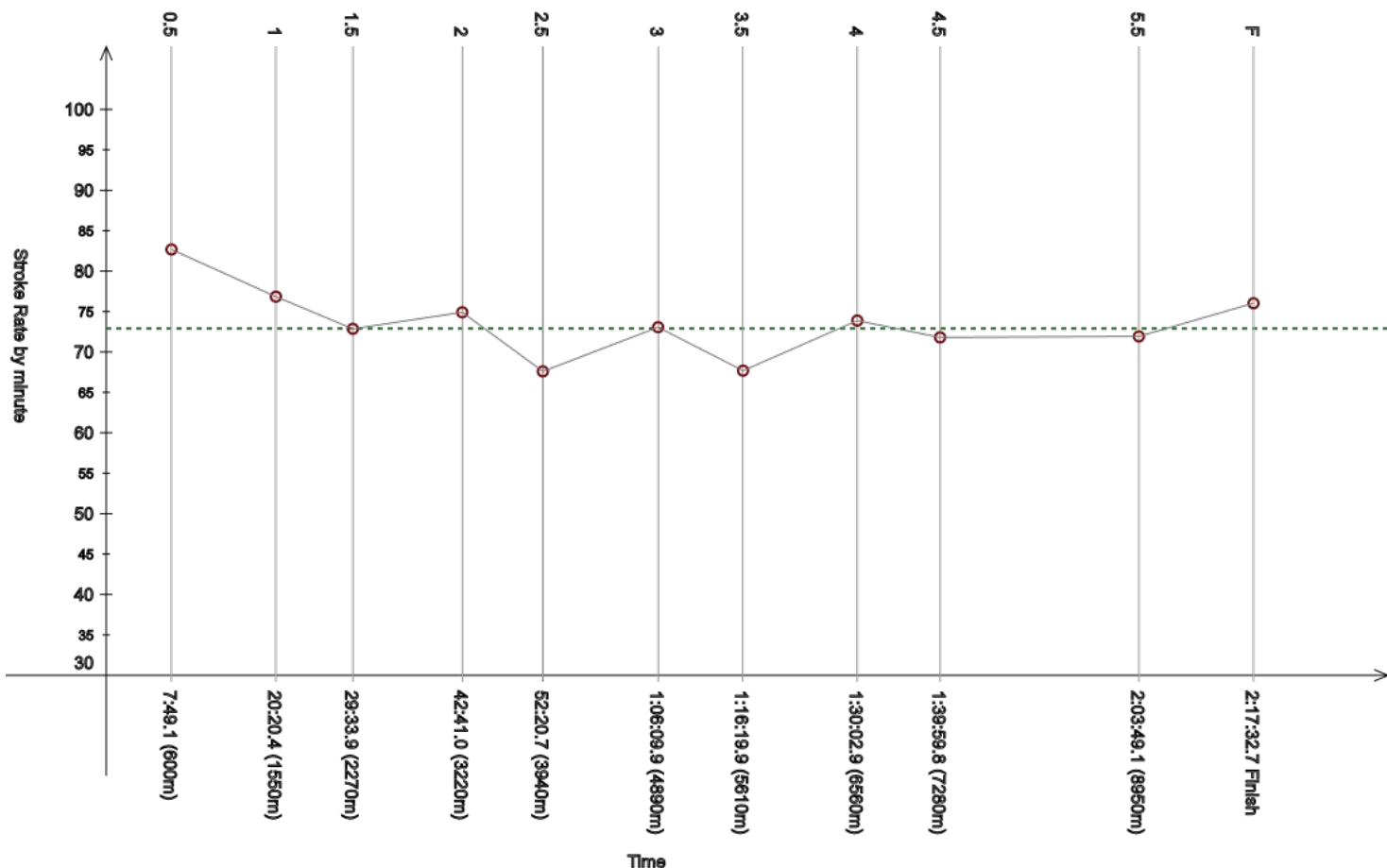
Legend:			
-	Information not available	----	Stroke Rate Average
+	Gap or time behind	++	One minute or more behind in split time
F	Finish	SPM	Average strokes per minute
STC	Total strokes		

Official Timekeeping by OMEGA

Race Analysis

REVISED
3 FEB 15:10

Rank	Bib	Name	NAT Code					Finish Time					Gap			
58	16	TASZHANOVA Diana	KAZ					2:17:32.7					+20:05.9			
Lap	Time	Rank	Gap	SPM	Lap	Time	Rank	Gap	SPM	Lap	Time	Rank	Gap	SPM	SPM	STC
0.5	7:49.1	(59)	+30.1	82.7	1	20:20.4	(60)	++	76.8	1.5	29:33.9	(61)	++	72.9		
						12:31.3					9:13.5					
2	42:41.0	(61)	++	74.9	2.5	52:20.7	(60)	++	67.6	3	1:06:09.9	(62)	++	73.1		
	13:07.1					9:39.7					13:49.2					
3.5	1:16:19.9	(60)	++	67.7	4	1:30:02.9	(60)	++	73.9	4.5	1:39:59.8	(60)	++	71.8	72.9	10017
	10:10.0					13:43.0					9:56.9					
5	-	-	-	-	5.5	2:03:49.1	(60)	++	71.9	F	2:17:32.7	(58)	++	76.0		
	-					-					13:43.6					



Legend:			
-	Information not available	----	Stroke Rate Average
+	Gap or time behind	++	One minute or more behind in split time
F	Finish	SPM	Average strokes per minute
STC	Total strokes		

Official Timekeeping by OMEGA

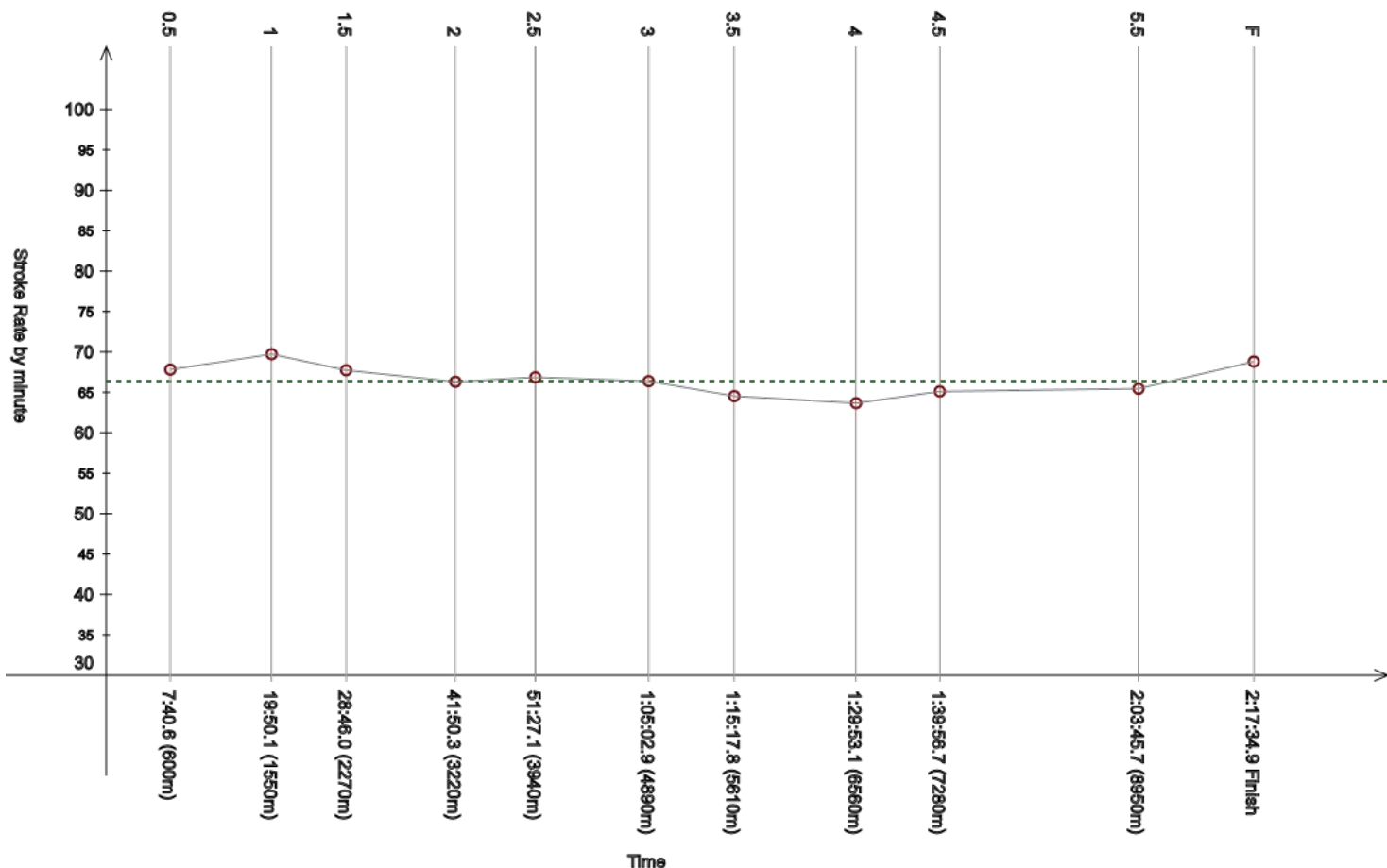
Event 101
3 FEB 2024 - 10:30

Women's 10km

Race Analysis

REVISED
3 FEB 15:10

Rank	Bib	Name	NAT Code					Finish Time	Gap							
59	15	CHOOPONG Pimpun	THA					2:17:34.9	+20:08.1							
Lap	Time	Rank	Gap	SPM	Lap	Time	Rank	Gap	SPM	Lap	Time	Rank	Gap	SPM	SPM	STC
0.5	7:40.6	(57)	+21.6	67.8	1	19:50.1	(58)	++	69.7	1.5	28:46.0	(59)	++	67.7		
						12:09.5					8:55.9					
2	41:50.3	(59)	++	66.3	2.5	51:27.1	(58)	++	66.9	3	1:05:02.9	(60)	++	66.4		
	13:04.3					9:36.8					13:35.8					
3.5	1:15:17.8	(59)	++	64.5	4	1:29:53.1	(59)	++	63.7	4.5	1:39:56.7	(58)	++	65.1	66.4	9210
	10:14.9					14:35.3					10:03.6					
5	-	-	-	-	5.5	2:03:45.7	(59)	++	65.5	F	2:17:34.9	(59)	++	68.8		
	-					-					13:49.2					



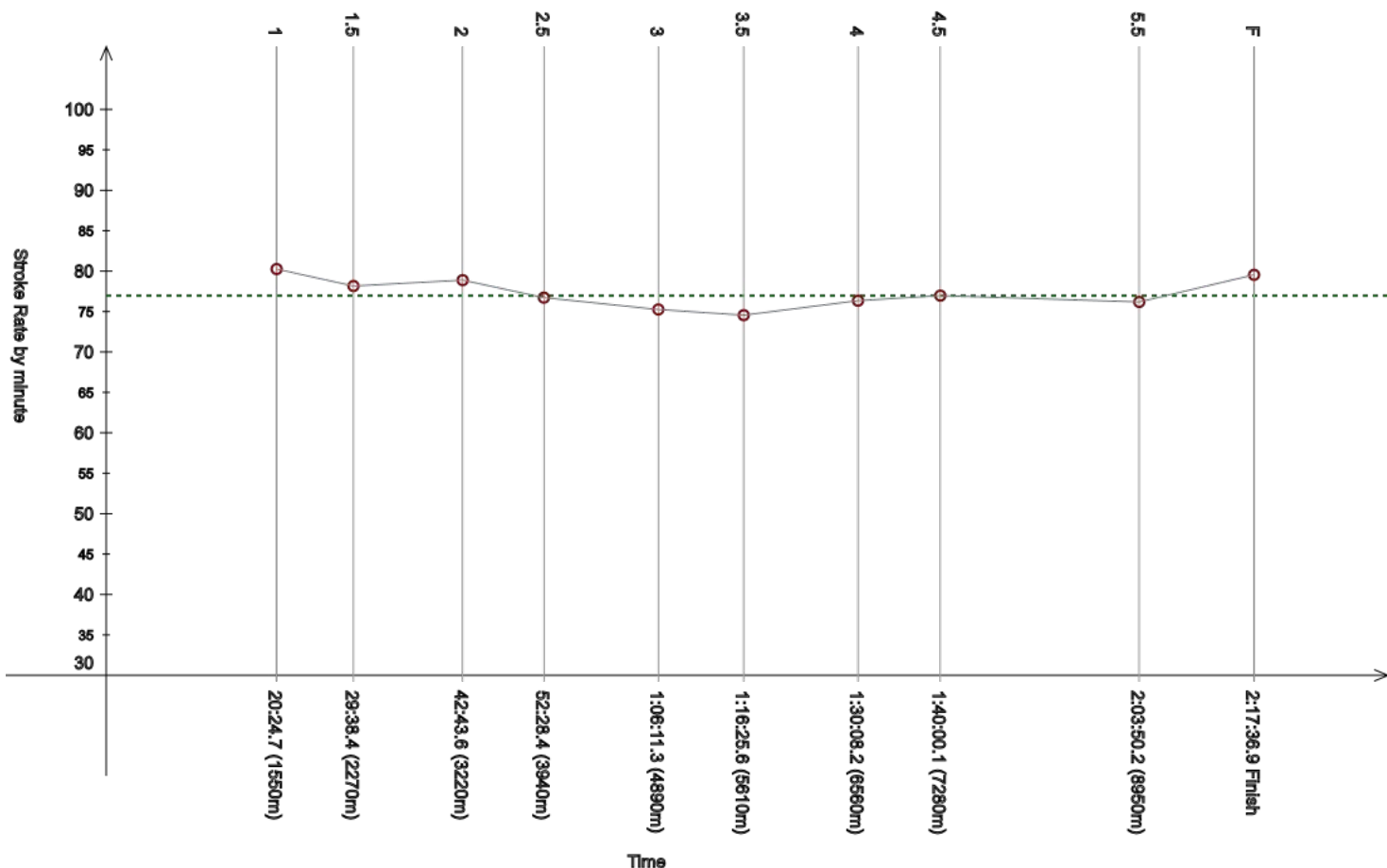
Legend:			
-	Information not available	----	Stroke Rate Average
+	Gap or time behind	++	One minute or more behind in split time
F	Finish	SPM	Average strokes per minute
STC	Total strokes		

Official Timekeeping by OMEGA

Race Analysis

REVISED
3 FEB 15:10

Rank	Bib	Name	NAT Code					Finish Time					Gap			
60	4	PORRES Maria	GUA					2:17:36.9					+20:10.1			
Lap	Time	Rank	Gap	SPM	Lap	Time	Rank	Gap	SPM	Lap	Time	Rank	Gap	SPM	SPM	STC
0.5	-	-	-	-	1	20:24.7	(63)	++	80.3	1.5	29:38.4	(63)	++	78.2		
											9:13.7					
2	42:43.6	(63)	++	78.9	2.5	52:28.4	(62)	++	76.7	3	1:06:11.3	(63)	++	75.3		
	13:05.2					9:44.8					13:42.9					
3.5	1:16:25.6	(62)	++	74.6	4	1:30:08.2	(62)	++	76.3	4.5	1:40:00.1	(61)	++	77.0	77.0	10716
	10:14.3					13:42.6					9:51.9					
5	-	-	-	-	5.5	2:03:50.2	(61)	++	76.2	F	2:17:36.9	(60)	++	79.5		
	-					-					13:46.7					



Legend:			
-	Information not available	----	Stroke Rate Average
+	Gap or time behind	++	One minute or more behind in split time
F	Finish	SPM	Average strokes per minute
STC	Total strokes		

Official Timekeeping by OMEGA

Event 101
3 FEB 2024 - 10:30

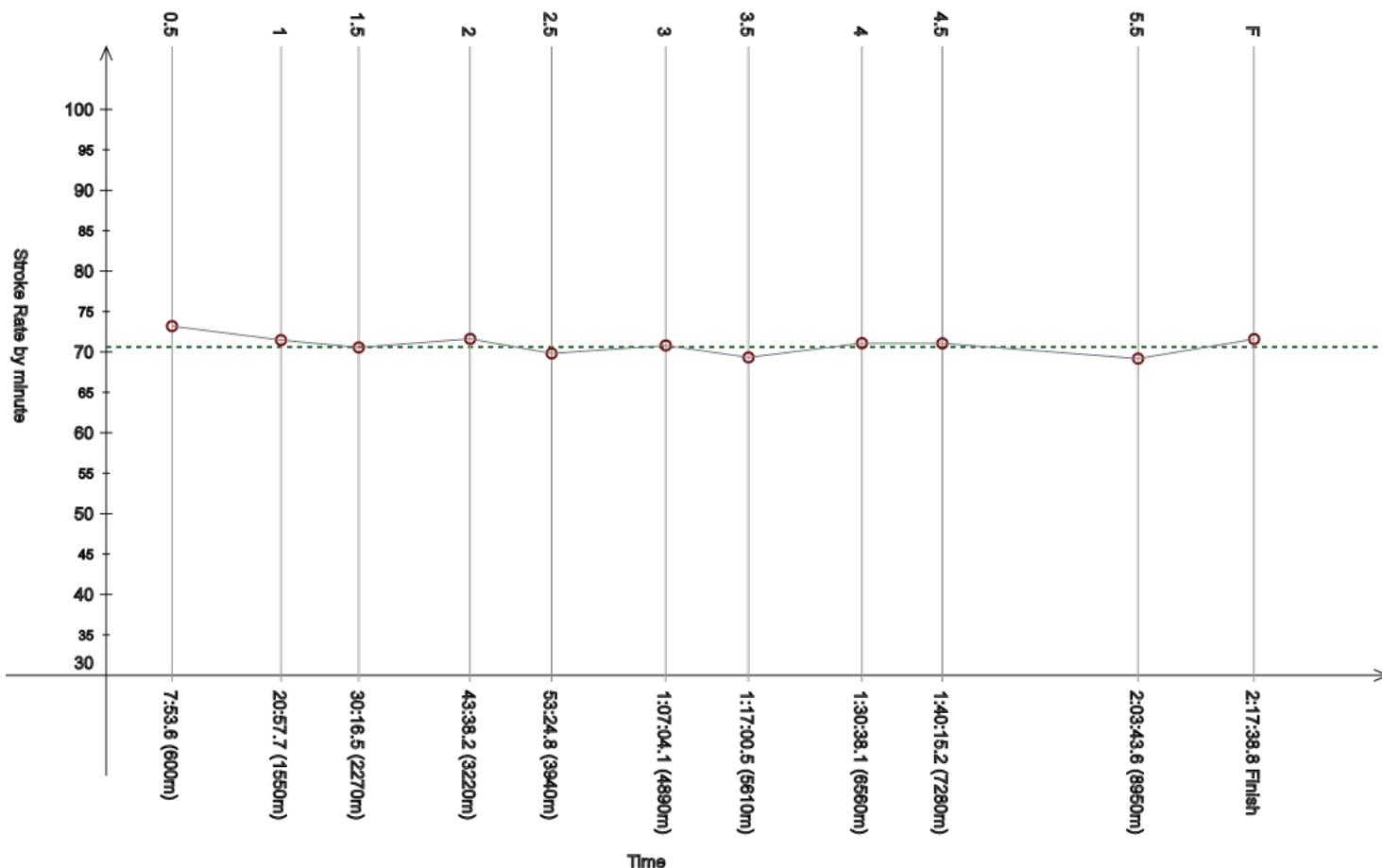
Women's 10km

Race Analysis

REVISED
3 FEB 15:10

Rank	Bib	Name	NAT Code	Finish Time	Gap
61	65	QUILES Alondra Itzel	PUR	2:17:38.8	+20:12.0

Lap	Time	Rank	Gap	SPM	Lap	Time	Rank	Gap	SPM	Lap	Time	Rank	Gap	SPM	SPM	STC
0.5	7:53.6	(64)	+34.6	73.2	1	20:57.7	(66)	++	71.5	1.5	30:16.5	(65)	++	70.6		
						13:04.1					9:18.8					
2	43:38.2	(66)	++	71.6	2.5	53:24.8	(64)	++	69.8	3	1:07:04.1	(65)	++	70.8		
	13:21.7					9:46.6					13:39.3				70.6	9812
3.5	1:17:00.5	(64)	++	69.3	4	1:30:38.1	(64)	++	71.1	4.5	1:40:15.2	(63)	++	71.1		
	9:56.4					13:37.6					9:37.1					
5	-	-	-	-	5.5	2:03:43.6	(58)	++	69.2	F	2:17:38.8	(61)	++	71.6		
	-					-					13:55.2					



Legend:			
-	Information not available	----	Stroke Rate Average
+	Gap or time behind	++	One minute or more behind in split time
F	Finish	SPM	Average strokes per minute
STC	Total strokes		

Official Timekeeping by OMEGA

Event 101
3 FEB 2024 - 10:30

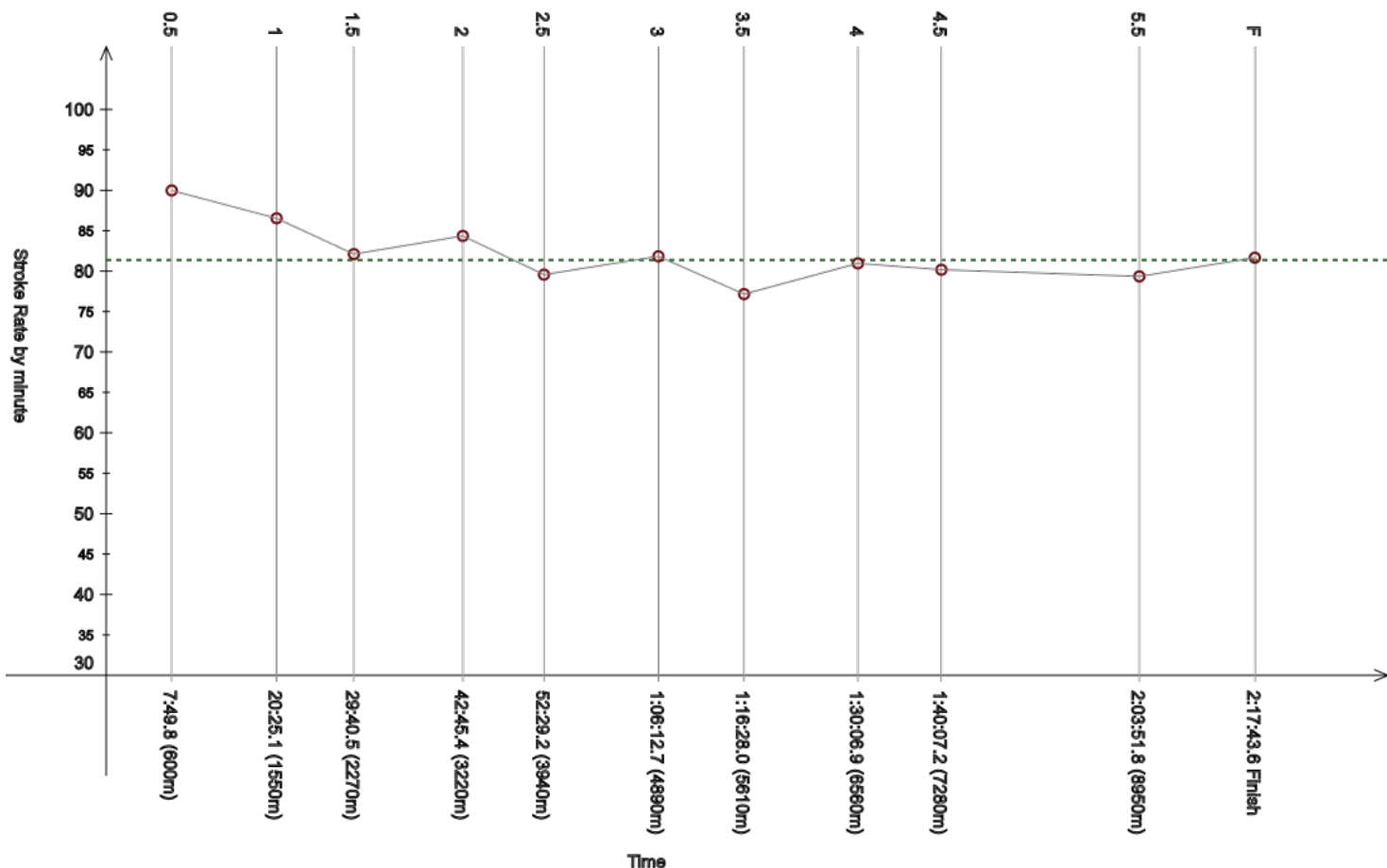
Women's 10km

Race Analysis

REVISED
3 FEB 15:10

Rank	Bib	Name	NAT Code	Finish Time	Gap
62	71	APONTE TERAN Ruthseli Guadalupe	VEN	2:17:43.6	+20:16.8

Lap	Time	Rank	Gap	SPM	Lap	Time	Rank	Gap	SPM	Lap	Time	Rank	Gap	SPM	SPM	STC
0.5	7:49.8	(60)	+30.8	90.0	1	20:25.1	(64)	++	86.5	1.5	29:40.5	(64)	++	82.1		
						12:35.3					9:15.4					
2	42:45.4	(64)	++	84.4	2.5	52:29.2	(63)	++	79.6	3	1:06:12.7	(64)	++	81.8		
	13:04.9					9:43.8					13:43.5					
3.5	1:16:28.0	(63)	++	77.2	4	1:30:06.9	(61)	++	81.0	4.5	1:40:07.2	(62)	++	80.2	81.4	11269
	10:15.3					13:38.9					10:00.3					
5	-	-	-	-	5.5	2:03:51.8	(62)	++	79.4	F	2:17:43.6	(62)	++	81.7		
	-					-					13:51.8					



Legend:			
-	Information not available	----	Stroke Rate Average
+	Gap or time behind	++	One minute or more behind in split time
F	Finish	SPM	Average strokes per minute
STC	Total strokes		

Official Timekeeping by OMEGA

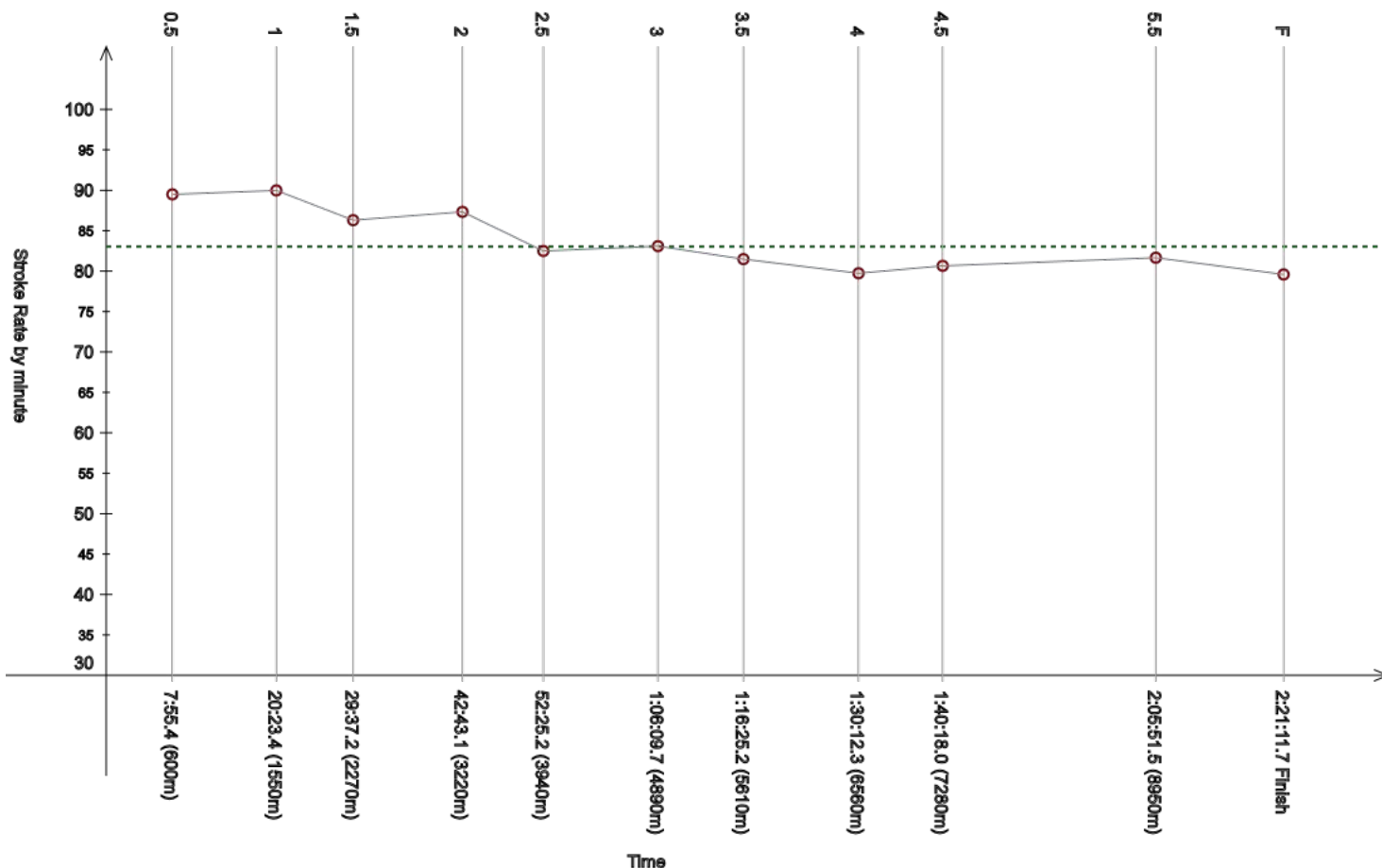
Event 101
3 FEB 2024 - 10:30

Women's 10km

Race Analysis

REVISED
3 FEB 15:10

Rank	Bib	Name	NAT Code					Finish Time					Gap		
63	1	PORTILLO Fatima	ESA					2:21:11.7					+23:44.9		
Lap	Time	Rank	Gap	SPM	Lap	Time	Rank	Gap	SPM	Lap	Time	Rank	Gap	SPM	STC
0.5	7:55.4	(66)	+36.4	89.5	1	20:23.4	(62)	++	90.0	1.5	29:37.2	(62)	++	86.3	
						12:28.0					9:13.8				
2	42:43.1	(62)	++	87.3	2.5	52:25.2	(61)	++	82.5	3	1:06:09.7	(61)	++	83.1	
	13:05.9					9:42.1					13:44.5				
3.5	1:16:25.2	(61)	++	81.5	4	1:30:12.3	(63)	++	79.7	4.5	1:40:18.0	(64)	++	80.7	83.0
	10:15.5					13:47.1					10:05.7				11819
5	-	-	-	-	5.5	2:05:51.5	(63)	++	81.7	F	2:21:11.7	(63)	++	79.6	
	-					-					15:20.2				



Legend:			
-	Information not available	----	Stroke Rate Average
+	Gap or time behind	++	One minute or more behind in split time
F	Finish	SPM	Average strokes per minute
STC	Total strokes		

Official Timekeeping by OMEGA

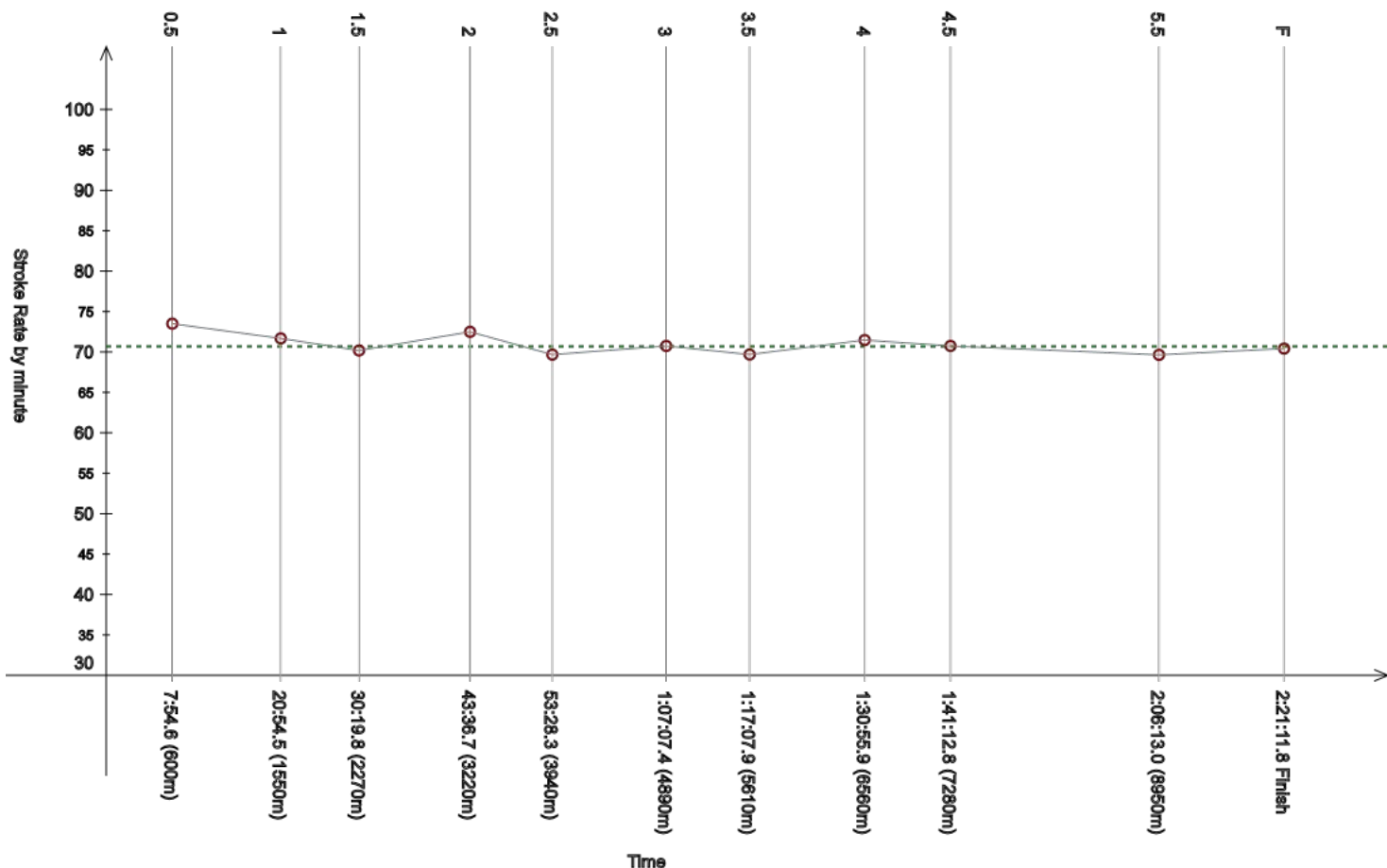
Event 101
3 FEB 2024 - 10:30

Women's 10km

Race Analysis

REVISED
3 FEB 15:10

Rank	Bib	Name	NAT Code					Finish Time	Gap						
64	64	CHANDRA Ashmitha	IND					2:21:11.8	+23:45.0						
Lap	Time	Rank	Gap	SPM	Lap	Time	Rank	Gap	SPM	Lap	Time	Rank	Gap	SPM	STC
0.5	7:54.6	(65)	+35.6	73.5	1	20:54.5	(65)	++	71.7	1.5	30:19.8	(66)	++	70.2	
						12:59.9					9:25.3				
2	43:36.7	(65)	++	72.5	2.5	53:28.3	(65)	++	69.7	3	1:07:07.4	(66)	++	70.7	
	13:16.9					9:51.6					13:39.1				
3.5	1:17:07.9	(65)	++	69.7	4	1:30:55.9	(65)	++	71.5	4.5	1:41:12.8	(65)	++	70.7	70.7
	10:00.5					13:48.0					10:16.9				10018
5	-	-	-	-	5.5	2:06:13.0	(64)	++	69.6	F	2:21:11.8	(64)	++	70.4	
	-					-					14:58.8				



Legend:	- Information not available	---- Stroke Rate Average
+	Gap or time behind	++ One minute or more behind in split time
F	Finish	SPM Average strokes per minute
STC	Total strokes	

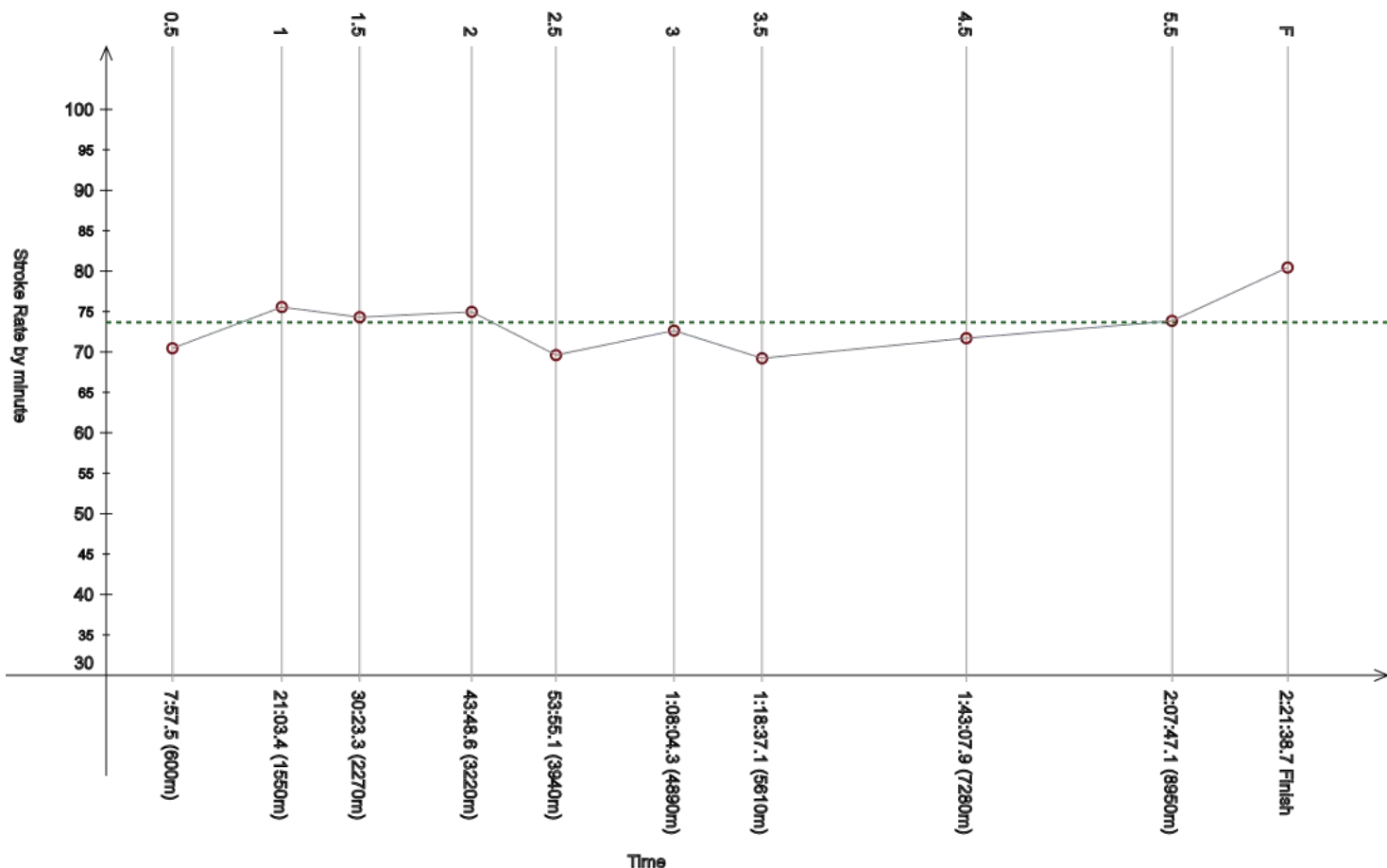
Official Timekeeping by OMEGA

Race Analysis

REVISED
3 FEB 15:10

Rank	Bib	Name	NAT Code	Finish Time	Gap
65	25	HERNADEZ Isabella	DOM	2:21:38.7	+24:11.9

Lap	Time	Rank	Gap	SPM	Lap	Time	Rank	Gap	SPM	Lap	Time	Rank	Gap	SPM	SPM	STC
0.5	7:57.5	(67)	+38.5	70.5	1	21:03.4	(68)	++	75.6	1.5	30:23.3	(68)	++	74.3		
						13:05.9					9:19.9					
2	43:48.6	(=67)	++	75.0	2.5	53:55.1	(67)	++	69.6	3	1:08:04.3	(68)	++	72.6		
	13:25.3					10:06.5					14:09.2					
3.5	1:18:37.1	(67)	++	69.2	4	-	-	-	-	4.5	1:43:07.9	(67)	++	71.7	73.7	10462
	10:32.8					-	-	-	-		-					
5	-	-	-	-	5.5	2:07:47.1	(66)	++	73.8	F	2:21:38.7	(65)	++	80.4		
	-					-					13:51.6					



Legend:			
-	Information not available	----	Stroke Rate Average
+	Gap or time behind	++	One minute or more behind in split time
F	Finish	SPM	Average strokes per minute
STC	Total strokes		

Official Timekeeping by OMEGA

Event 101
3 FEB 2024 - 10:30

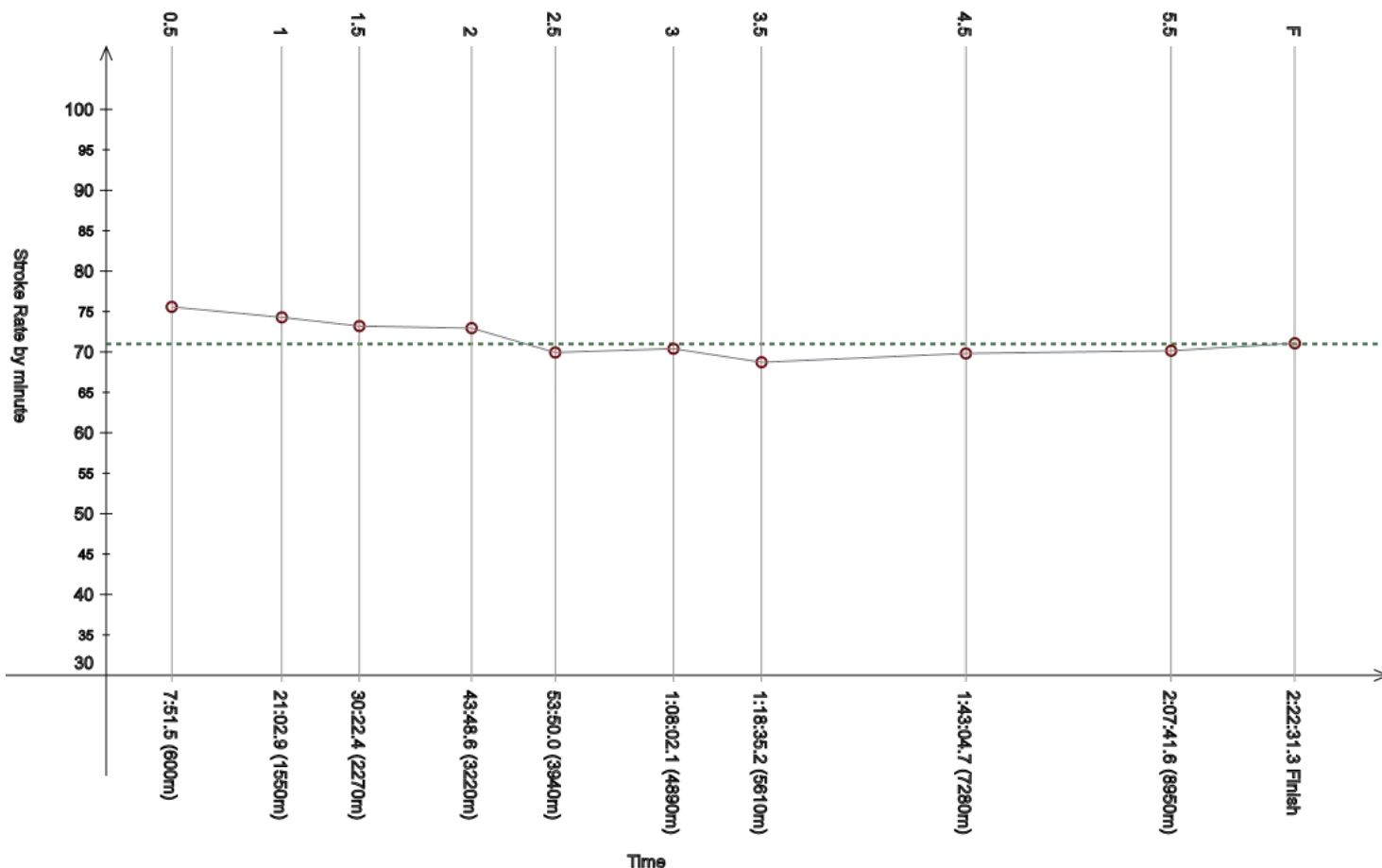
Women's 10km

Race Analysis

REVISED
3 FEB 15:10

Rank	Bib	Name	NAT Code	Finish Time	Gap
66	14	GUADAMURO Mariela	PUR	2:22:31.3	+25:04.5

Lap	Time	Rank	Gap	SPM	Lap	Time	Rank	Gap	SPM	Lap	Time	Rank	Gap	SPM	SPM	STC
0.5	7:51.5	(62)	+32.5	75.6	1	21:02.9	(67)	++	74.3	1.5	30:22.4	(67)	++	73.2		
						13:11.4					9:19.5					
2	43:48.6	(=67)	++	73.0	2.5	53:50.0	(66)	++	69.9	3	1:08:02.1	(67)	++	70.4		
	13:26.2					10:01.4					14:12.1					
3.5	1:18:35.2	(66)	++	68.7	4	-	-	-	-	4.5	1:43:04.7	(66)	++	69.8	71.0	10255
	10:33.1					-	-	-	-		-					
5	-	-	-	-	5.5	2:07:41.6	(65)	++	70.2	F	2:22:31.3	(66)	++	71.1		
	-					-					14:49.7					



Legend:			
-	Information not available	----	Stroke Rate Average
+	Gap or time behind	++	One minute or more behind in split time
F	Finish	SPM	Average strokes per minute
STC	Total strokes		

Official Timekeeping by OMEGA

Event 101
3 FEB 2024 - 10:30

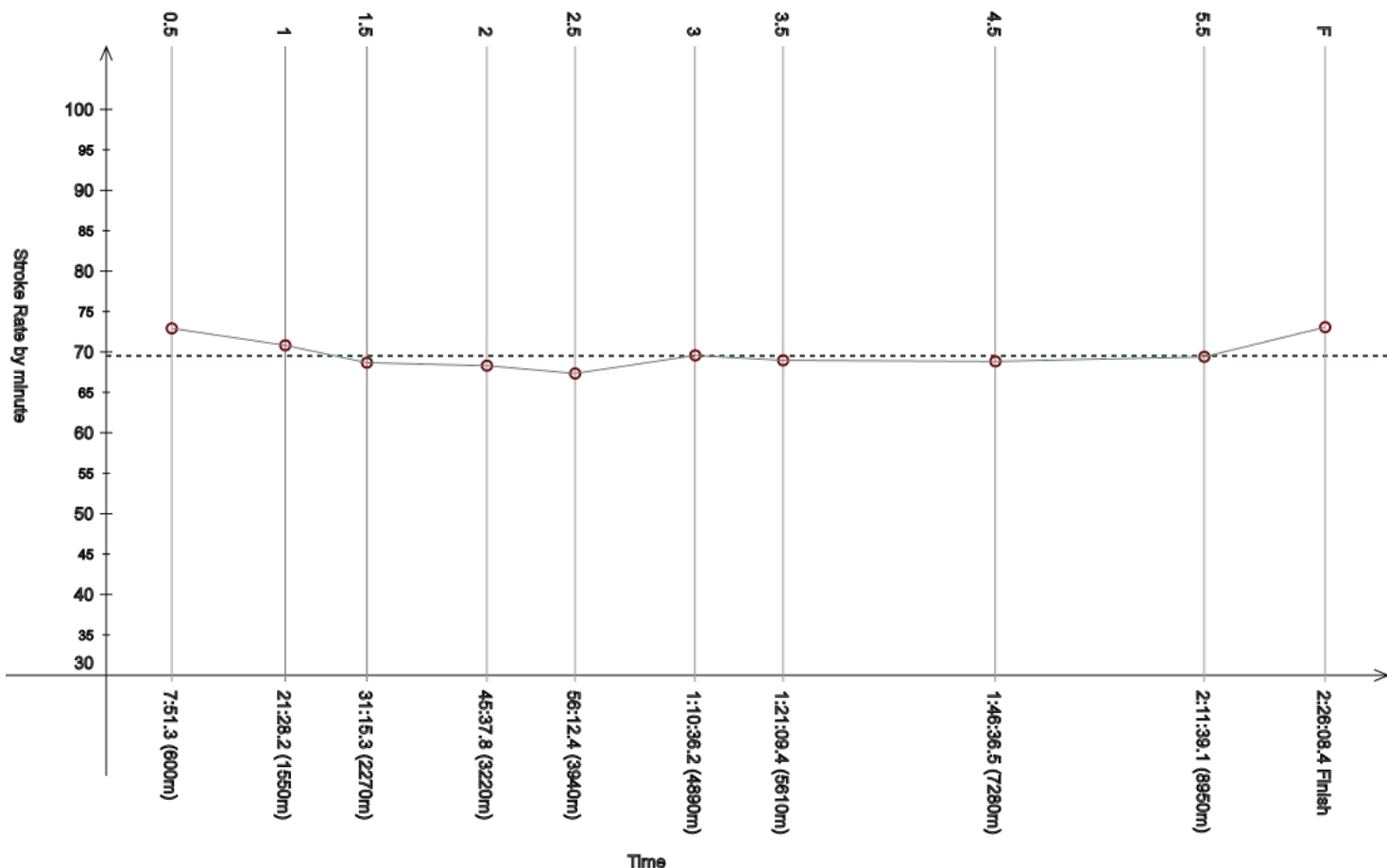
Women's 10km

Race Analysis

REVISED
3 FEB 15:10

Rank	Bib	Name	NAT Code	Finish Time	Gap
67	27	NG Ashley Yi Ting	SGP	2:26:08.4	+28:41.6

Lap	Time	Rank	Gap	SPM	Lap	Time	Rank	Gap	SPM	Lap	Time	Rank	Gap	SPM	SPM	STC
0.5	7:51.3	(61)	+32.3	72.9	1	21:28.2	(69)	++	70.8	1.5	31:15.3	(69)	++	68.7		
						13:36.9					9:47.1					
2	45:37.8	(69)	++	68.3	2.5	56:12.4	(68)	++	67.3	3	1:10:36.2	(69)	++	69.6		
	14:22.5					10:34.6					14:23.8				69.5	10229
3.5	1:21:09.4	(68)	++	69.0	4	-	-	-	-	4.5	1:46:36.5	(68)	++	68.8		
	10:33.2					-					-					
5	-	-	-	-	5.5	2:11:39.1	(67)	++	69.4	F	2:26:08.4	(67)	++	73.1		
	-					-					14:29.3					



Legend:			
-	Information not available	----	Stroke Rate Average
+	Gap or time behind	++	One minute or more behind in split time
F	Finish	SPM	Average strokes per minute
STC	Total strokes		

Official Timekeeping by OMEGA

Event 101

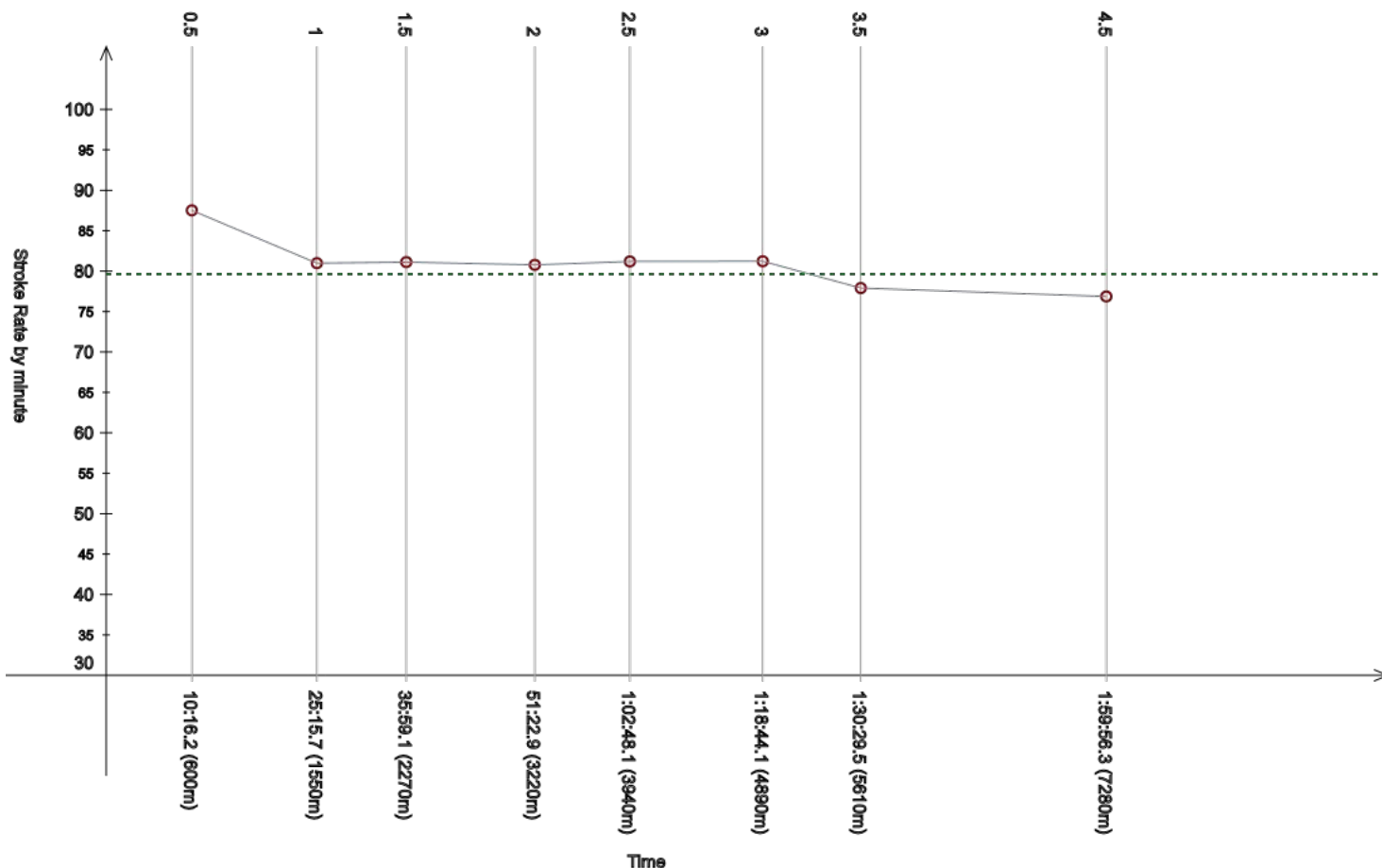
3 FEB 2024 - 10:30

Women's 10km

Race Analysis

REVISED
3 FEB 15:10

Rank	Bib Name					NAT Code					Finish Time					Gap
	33 PORUR KALAN RAJAGOPAL RAVI Mahalak.					IND					OTL					
Lap	Time	Rank	Gap	SPM	Lap	Time	Rank	Gap	SPM	Lap	Time	Rank	Gap	SPM	SPM	STC
0.5	10:16.2	(69)	++	87.5	1	25:15.7	(71)	++	81.0	1.5	35:59.1	(70)	++	81.1		
						14:59.5					10:43.4					
2	51:22.9	(70)	++	80.8	2.5	1:02:48.1	(69)	++	81.2	3	1:18:44.1	(70)	++	81.2		
	15:23.8					11:25.2					15:56.0					
3.5	1:30:29.5	(69)	++	77.9	4	-	-	-	-	4.5	1:59:56.3	(69)	++	76.9	79.6	9606
	11:45.4					-					-					
5					5.5						F					



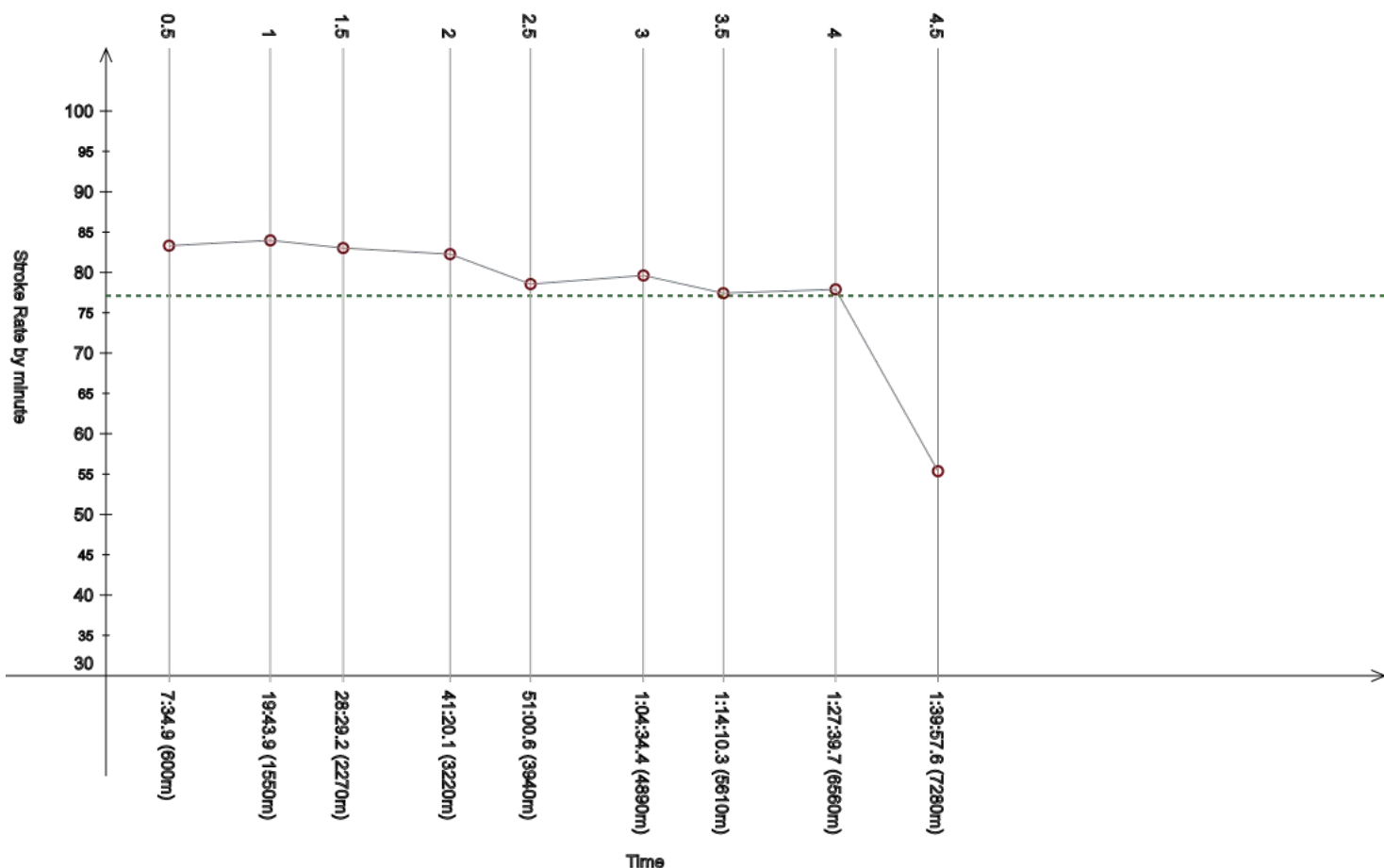
Legend:			
-	Information not available	----	Stroke Rate Average
++	One minute or more behind in split time	F	Finish
OTL	Outside Time Limit	SPM	Average strokes per minute
STC	Total strokes		

Official Timekeeping by OMEGA

Race Analysis

REVISED
3 FEB 15:10

Rank	Bib	Name	NAT Code					Finish Time	Gap							
	32	BOZ Sezen Akanda	TUR					DNF								
Lap	Time	Rank	Gap	SPM	Lap	Time	Rank	Gap	SPM	Lap	Time	Rank	Gap	SPM	SPM	STC
0.5	7:34.9	(=46)	+15.9	83.3	1	19:43.9	(56)	+59.9	84.0	1.5	28:29.2	(56)	++	83.0		
						12:09.0					8:45.3					
2	41:20.1	(56)	++	82.3	2.5	51:00.6	(55)	++	78.6	3	1:04:34.4	(57)	++	79.6		
	12:50.9					9:40.5					13:33.8					
3.5	1:14:10.3	(58)	++	77.4	4	1:27:39.7	(58)	++	77.9	4.5	1:39:57.6	(59)	++	55.4	77.1	7764
	9:35.9					13:29.4					12:17.9					
5					5.5					F						



Legend:					
----	Stroke Rate Average	+	Gap or time behind	++	One minute or more behind in split time
DNF	Did Not Finish	F	Finish	SPM	Average strokes per minute
STC	Total strokes				

Official Timekeeping by OMEGA

Event 101

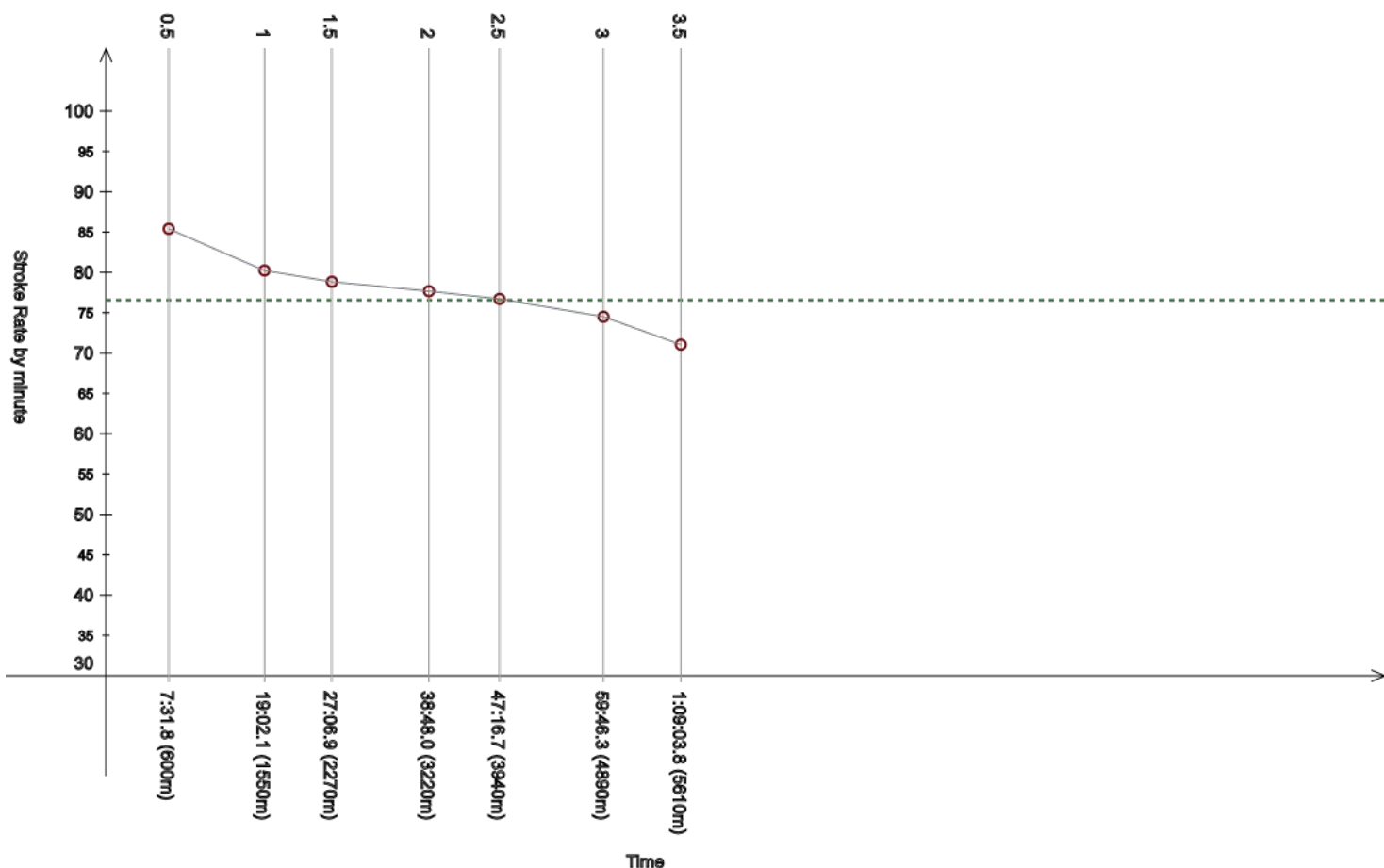
3 FEB 2024 - 10:30

Women's 10km

Race Analysis

REVISED
3 FEB 15:10

Rank	Bib	Name	NAT Code	Finish Time	Gap											
	34	BIAGIOLI Cecilia	ARG	DNF												
Lap	Time	Rank	Gap	SPM	Lap	Time	Rank	Gap	SPM	Lap	Time	Rank	Gap	SPM	SPM	STC
0.5	7:31.8	(35)	+12.8	85.4	1	19:02.1	(36)	+18.1	80.2	1.5	27:06.9	(21)	+18.6	78.8		
						11:30.3					8:04.8					
2	38:48.0	(42)	+41.6	77.7	2.5	47:16.7	(=42)	++	76.7	3	59:46.3	(47)	++	74.5		
	11:41.1					8:28.7					12:29.6				76.6	5338
3.5	1:09:03.8	(46)	++	71.1	4					4.5						
	9:17.5															
5					5.5					F						



Legend:	----- Stroke Rate Average	+	Gap or time behind	++	One minute or more behind in split time
DNF	Did Not Finish	F	Finish	SPM	Average strokes per minute
STC	Total strokes				

Official Timekeeping by OMEGA

Event 101

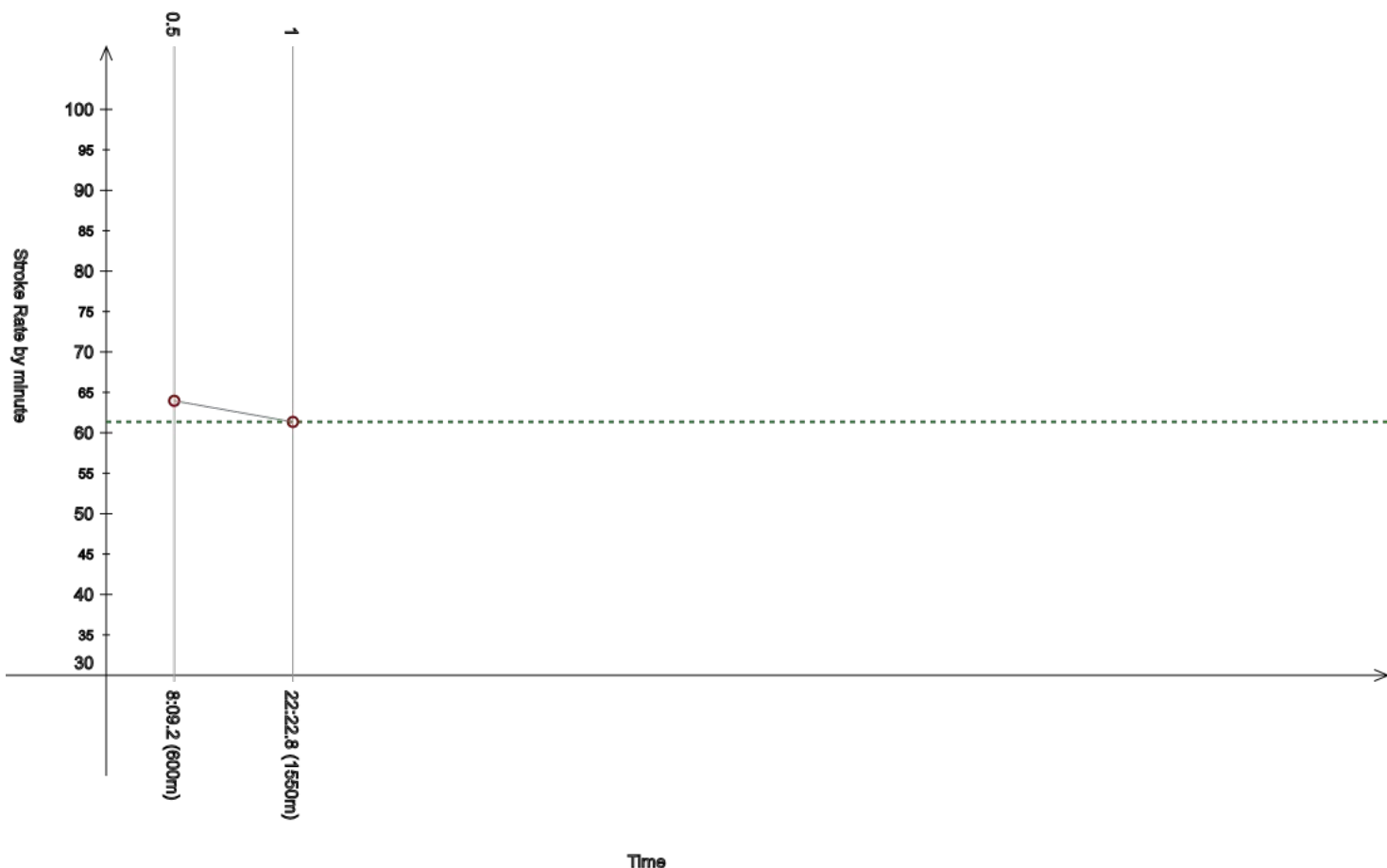
3 FEB 2024 - 10:30

Women's 10km

Race Analysis

REVISED
3 FEB 15:10

Rank	Bib	Name	NAT Code					Finish Time					Gap			
	37	SANTO Rafaela	ANG					DNF								
Lap	Time	Rank	Gap	SPM	Lap	Time	Rank	Gap	SPM	Lap	Time	Rank	Gap	SPM	SPM	STC
0.5	8:09.2	(68)	+50.2	64.0	1	22:22.8	(70)	++	61.4	1.5						
						14:13.6										
2					2.5					3						
3.5					4					4.5					61.4	1457
5					5.5					F						



Legend:					
---	Stroke Rate Average	+	Gap or time behind	++	One minute or more behind in split time
DNF	Did Not Finish	F	Finish	SPM	Average strokes per minute
STC	Total strokes				

Official Timekeeping by OMEGA