

Medallists by Event

As of THU 8 FEB 2024 at 12:04

Event	Date	Medal	Name	NAT Code
Women's 5km	WED 7 FEB	GOLD	van ROUWENDAAL Sharon	NED
		SILVER	GUBECKA Chelsea	AUS
		BRONZE	CUNHA Ana Marcela	BRA
Women's 10km	SAT 3 FEB	GOLD	van ROUWENDAAL Sharon	NED
		SILVER	de VALDES Maria	ESP
		BRONZE	ANDRE Angelica	POR
Men's 5km	WED 7 FEB	GOLD	FONTAINE Logan	FRA
		SILVER	OLIVIER Marc-Antoine	FRA
		BRONZE	ACERENZA Domenico	ITA
Men's 10km	SUN 4 FEB	GOLD	RASOVSKY Kristof	HUN
		SILVER	OLIVIER Marc-Antoine	FRA
		BRONZE	PARDOE Hector	GBR
Mixed Relay 4x1500m	THU 8 FEB	GOLD	JOHNSON Moesha GUBECKA Chelsea SLOMAN Nicholas LEE Kyle	AUS
		SILVER	GABBRIELLESCHI Giulia BRIDI Arianna PALTRINIERI Gregorio ACERENZA Domenico	ITA
		BRONZE	FABIAN Bettina SZIMCSAK Mira BETLEHEM David RASOVSKY Kristof	HUN

Official Timekeeping by OMEGA

Competition Schedule

As of THU 1 FEB 2024

Date	Start Time	Event
SAT 3 FEB	10:30	Women's 10km
SUN 4 FEB	10:30	Men's 10km
WED 7 FEB	10:30 13:00	Women's 5km Men's 5km
THU 8 FEB	10:30	Mixed Relay 4x1500m

Official Timekeeping by OMEGA

Entry List by NAT Code - Men

As of THU 8 FEB 2024

Number of Swimmers: 105

NAT Code	Name	Date of Birth	Men's 5km	Men's 10km	Mixed Relay 4x1500m
ANG - Angola					
	ELIAS Yano	3 SEP 2007	X		
ARG - Argentina					
	ALBA Lucas Ezequiel	17 SEP 2000		X	X
	CASSINI Franco Ivo	21 JAN 1994		X	X
AUS - Australia					
	ARMSTRONG Bailey	8 FEB 1999	X		
	LEE Kyle	23 FEB 2002		X	X
	SLOMAN Nicholas	30 OCT 1997		X	X
	THORPE Robert George	30 DEC 2004	X		
AUT - Austria					
	HERCOG Jan	10 FEB 1998	X	X	
BEL - Belgium					
	VANHUYS Logan	18 APR 1997	X	X	
BOL - Bolivia					
	PLAZA Alejandro	12 FEB 2006		X	
	SOLANO Diego	10 OCT 2004	X		
BOT - Botswana					
	van ROOYEN Benco	11 APR 2004	X		
BRA - Brazil					
	FARIAS Pedro	6 AUG 2002	X	X	X
	FIGUEIRINHA Henrique	17 JUL 2000	X	X	X
CAN - Canada					
	FAN Hau-Li	8 SEP 1997	X	X	X
	HEDLIN Eric	18 APR 1993	X	X	X

Official Timekeeping by OMEGA

Entry List by NAT Code - Men

As of THU 8 FEB 2024

Number of Swimmers: 105

NAT Code	Name	Date of Birth	Men's 5km	Men's 10km	Mixed Relay 4x1500m
CHN - People's Republic of China					
	LIU Peixin	1 JAN 2006	X	X	X
	ZHANG Jinhou	16 NOV 2002	X	X	X
COL - Colombia					
	MORALES Juan Manuel	5 DEC 2000		X	
CRC - Costa Rica					
	ROJAS Jeison	10 MAY 2003	X	X	
CRO - Croatia					
	MOGIC Marin	15 JAN 1999		X	
CZE - Czechia					
	KOZUBEK Matej	11 MAY 1996	X	X	X
	STRAKA Martin	12 NOV 2000	X	X	X
DOM - Dominican Republic					
	de los SANTOS Rayven	13 NOV 2000	X	X	
	NUNEZ BARRERAS Juan Diego	19 SEP 2005	X	X	
ECU - Ecuador					
	ENDERICA SALGADO Esteban	30 OCT 1990	X	X	
	FARINANGO David	20 OCT 2000	X	X	
ESP - Spain					
	PUJOL Guillem	13 FEB 1997	X	X	
EST - Estonia					
	PASKO Jaan	18 SEP 2006		X	
FRA - France					
	FONTAINE Logan	25 MAR 1999	X	X	X
	OLIVIER Marc-Antoine	18 JUN 1996	X	X	X

Official Timekeeping by OMEGA

Entry List by NAT Code - Men

As of THU 8 FEB 2024

Number of Swimmers: 105

NAT Code	Name	Date of Birth	Men's 5km	Men's 10km	Mixed Relay 4x1500m
GBR - Great Britain					
	PARDOE Hector	29 MAR 2001	X	X	
	ROBINSON Tobias Patrick	22 AUG 1996		X	
GEO - Georgia					
	SIKHARULIDZE Davit	16 JUN 1994	X		
GER - Germany					
	KLEMET Oliver	18 MAR 2002	X	X	X
	SCHUBERT Arne	22 SEP 2006			X
	WELLBROCK Florian	19 AUG 1997	X	X	
GRE - Greece					
	DALDOGIANNIS Asterios	22 MAR 1997	X	X	
	KYNIGAKIS Athanasios	21 AUG 1998	X	X	
GUA - Guatemala					
	REYES Santiago	11 DEC 1999	X	X	
HKG - Hong Kong, China					
	SIN Chin Ting Keith	5 DEC 1994	X	X	X
	THORLEY William Yan	3 SEP 2002	X	X	X
HON - Honduras					
	DULIEU Diego	12 NOV 2004	X	X	
HUN - Hungary					
	BETLEHEM David	4 SEP 2003	X	X	X
	RASOVSKY Kristof	27 MAR 1997	X	X	X
INA - Indonesia					
	PRAWIRA Aflah Fadlan	13 NOV 1997	X	X	
	WIJAYA Ernest Fabian	22 JUL 2003	X		

Official Timekeeping by OMEGA

Entry List by NAT Code - Men

As of THU 8 FEB 2024

Number of Swimmers: 105

NAT Code	Name	Date of Birth	Men's 5km	Men's 10km	Mixed Relay 4x1500m
IND - India					
	HIREMAGALUR Prashans Manjunath	18 FEB 2006	X		
	PAL Army	14 FEB 2002	X		
	SINGH Anurag	25 AUG 2002		X	
ISR - Israel					
	GAL Ido	7 DEC 2000		X	
	RODITI Matan	6 OCT 1998		X	
ITA - Italy					
	ACERENZA Domenico	19 JAN 1995	X	X	X
	PALTRINIERI Gregorio	5 SEP 1994	X		X
	VERANI Dario	1 JAN 1995		X	
JPN - Japan					
	FURUHATA Kaiki	12 JUL 1999		X	
	MINAMIDE Taishin	13 APR 1996		X	
KAZ - Kazakhstan					
	ANDROSSOV Daniil	16 DEC 2003		X	
	BALABEK Galymzhan	25 NOV 1999	X		X
	CHEREPANOV Lev	10 MAR 2001	X	X	X
KEN - Kenya					
	BAYUSUF Igbaal	4 APR 2009	X		
KOR - Republic of Korea					
	OH Sebeom	26 FEB 2003	X	X	X
	PARK Jaehun	30 MAY 2000	X	X	X
MAR - Morocco					
	EL FALLAKI Ilias	5 FEB 2006	X	X	

Official Timekeeping by OMEGA

Entry List by NAT Code - Men

As of THU 8 FEB 2024

Number of Swimmers: 105

NAT Code	Name	Date of Birth	Men's 5km	Men's 10km	Mixed Relay 4x1500m
MEX - Mexico					
	DELGADILLO Daniel	27 SEP 1989		X	
	GUTIERREZ Santiago	3 APR 2003	X		X
	STREHLKE DELGADO Paulo	10 JAN 2006	X	X	X
MON - Monaco					
	DRUENNE Theo	19 JUL 2005	X	X	
NAM - Namibia					
	ESSLINGER Nico	19 DEC 2005	X		
	SEIDLER Phillip	25 MAR 1998		X	
PER - Peru					
	YWANAGA PAPI Adrian Gustavo	28 JUL 2004	X	X	
POL - Poland					
	KAPALA Bartosz	28 SEP 2006	X	X	
	WOZNIAK Piotr	7 DEC 2005	X	X	
POR - Portugal					
	CAMPOS Tiago	16 MAR 1999	X	X	X
	CARDOSO Diogo	7 APR 2001	X	X	X
PUR - Puerto Rico					
	BAYO Christian B	12 APR 1991	X	X	X
	BRUNO Jamarr Andre	10 MAR 2005	X	X	X
RSA - South Africa					
	ALBERTYN Connor	17 MAR 2004	X		
	BREYTENBACH Ruan	11 MAY 2002		X	X
	LOUW Henre	10 FEB 2002		X	
	VENTER Rossouw	14 JAN 2002	X		X

Official Timekeeping by OMEGA

Entry List by NAT Code - Men

As of THU 8 FEB 2024

Number of Swimmers: 105

NAT Code	Name	Date of Birth	Men's 5km	Men's 10km	Mixed Relay 4x1500m
SEY - Seychelles					
	PAYET Damien	20 OCT 2003	X		
	PAYET Thierry	24 APR 2007	X		
SGP - Singapore					
	LUKASEVITS Artyom	25 JUL 2004		X	
	TAN Sheldon Jon Heng	17 MAR 2005		X	
SLO - Slovenia					
	PETERLIN Nik	31 AUG 2006	X	X	
SRI - Sri Lanka					
	SHEHAN B Dilanka	25 MAY 1999	X		
SUI - Switzerland					
	SCHREIBER Christian	13 JUN 2002	X	X	
SVK - Slovakia					
	PECIAR Tomas	22 AUG 2002	X		X
	URBAN Richard	20 APR 2007	X		X
THA - Thailand					
	THAMMANANTHACHOTE Ratthawit	11 SEP 2002		X	
	WONGCHAROEN Navaphat	3 MAR 1997		X	
TPE - Chinese Taipei					
	CHO Cheng-Chi	21 OCT 1998	X	X	X
	CHO Pei-Chi	18 JUN 2000	X	X	X
TUR - Türkiye					
	ALBAYRAK Emir Batur	7 JUN 2007	X	X	X
	HACISAGIR Burhanettin	12 JUN 2006	X	X	X
UGA - Uganda					
	AMBALA Atuhaire Ogola	26 APR 2001	X		

Official Timekeeping by OMEGA

Entry List by NAT Code - Men

As of THU 8 FEB 2024

Number of Swimmers: 105

NAT Code	Name	Date of Birth	Men's 5km	Men's 10km	Mixed Relay 4x1500m
URU - Uruguay					
	PACCOT Maximiliano	26 MAY 1996	X	X	
USA - United States of America					
	BRINEGAR Michael	15 SEP 1999		X	X
	BROWN Joshua	13 FEB 2003	X		
	CLARK Charlie	17 JUN 2002			X
	PUSKOVITCH Ivan	28 FEB 2001	X	X	
VEN - Venezuela					
	SEGOVIA Johndry	7 SEP 1987		X	X
	VERA Diego	21 JUN 1996	X	X	
	ZAMBRANO SANCHEZ Ronaldo Eduardo	25 SEP 2001	X		X

Official Timekeeping by OMEGA

Entry List by NAT Code - Women

As of THU 8 FEB 2024

Number of Swimmers: 93

NAT Code	Name	Date of Birth	Women's 5km	Women's 10km	Mixed Relay 4x1500m
ANG - Angola					
	SANTO Rafaela	12 DEC 2004	<input type="checkbox"/>	X	<input type="checkbox"/>
ARG - Argentina					
	BIAGIOLI Cecilia	3 JAN 1985	<input type="checkbox"/>	X	X
	GIORDANINO Candela	23 MAY 2004	<input type="checkbox"/>	X	X
ARU - Aruba					
	SCHWENGLER Britta	15 APR 2004	<input type="checkbox"/>	X	<input type="checkbox"/>
AUS - Australia					
	CRISP Bianca	11 MAY 1999	X	<input type="checkbox"/>	<input type="checkbox"/>
	GOUGH Maddy	8 JUN 1999	<input type="checkbox"/>	X	<input type="checkbox"/>
	GUBECKA Chelsea	8 SEP 1998	X	<input type="checkbox"/>	X
	JOHNSON Moesha	19 SEP 1997	<input type="checkbox"/>	X	X
BOL - Bolivia					
	RODRIGUEZ Maria Fernanda	14 MAR 2008	X	<input type="checkbox"/>	<input type="checkbox"/>
BRA - Brazil					
	CUNHA Ana Marcela	23 MAR 1992	X	X	X
	JUNGBLUT Viviane	29 JUN 1996	X	X	X
CAN - Canada					
	FINLIN Emma	27 APR 2005	X	X	X
	ORAVSKY Laila	26 FEB 2007	X	X	X
CHN - People's Republic of China					
	MAO Yihan	17 JUL 2009	X	X	X
	XIN Xin	6 NOV 1996	X	X	X
CRO - Croatia					
	BOSNJAK Klara	27 MAY 2004	<input type="checkbox"/>	X	<input type="checkbox"/>

Official Timekeeping by OMEGA

Entry List by NAT Code - Women

As of THU 8 FEB 2024

Number of Swimmers: 93

NAT Code	Name	Date of Birth	Women's 5km	Women's 10km	Mixed Relay 4x1500m
CZE - Czechia					
	BENESOVA Alena	16 APR 1998	X	X	X
	PAVLACKA Lenka	8 AUG 1994	X	X	X
DOM - Dominican Republic					
	HERNADEZ Isabella	28 SEP 2004	X	X	
ECU - Ecuador					
	ABAD Ana	9 DEC 2003	X	X	
	AREVALO Samantha	30 SEP 1994	X	X	
ESA - El Salvador					
	PORTILLO Fatima	6 APR 2003	X	X	
ESP - Spain					
	de VALDES Maria	19 OCT 1998	X	X	
	MARTINEZ GUILLEN Angela	18 MAR 2004		X	
	SANCHEZ LORA Candela	5 DEC 2003	X		
FRA - France					
	CASSIGNOL Oceane	26 MAY 2000	X	X	X
	JOUISSE Caroline Laure	26 MAY 1994	X	X	X
GBR - Great Britain					
	CRISP Leah Phoebe	16 OCT 2001		X	
	KEEGAN Amber	28 FEB 1997		X	
GER - Germany					
	BECK Leonie	27 MAY 1997	X	X	X
	RIEDER Celine	18 JAN 2001			X
	SPIWOKS Jeannette	18 NOV 1998	X	X	
GRE - Greece					
	MAKRI Georgia	12 JUL 2006	X	X	

Official Timekeeping by OMEGA

Entry List by NAT Code - Women

As of THU 8 FEB 2024

Number of Swimmers: 93

NAT Code	Name	Date of Birth	Women's 5km	Women's 10km	Mixed Relay 4x1500m
GUA - Guatemala					
	PORRES Maria	12 MAY 2003	X	X	
	VANEGAS Yanci	2 JAN 2003	X	X	
HKG - Hong Kong, China					
	LAM Pac Tung Nikita	8 AUG 2000	X	X	X
	NIP Tsz Yin	11 APR 2000	X	X	X
HON - Honduras					
	RAMIREZ Michell	25 MAR 2002	X		
HUN - Hungary					
	FABIAN Bettina	13 DEC 2004		X	X
	OLASZ Anna	19 SEP 1993	X		
	SZIMCSAK Mira	7 FEB 2004	X	X	X
INA - Indonesia					
	GUSTIANJANI Kathriana Mella	22 MAY 1992	X		
IND - India					
	BANGALORE MAHESH RITHIKA	25 JUN 2007	X		
	CHANDRA Ashmitha	6 NOV 2005		X	
	PORUR KALAN RAJAGOPAL RAVI Mahalak.	31 MAR 2006		X	
ISR - Israel					
	FABIAN Eva	3 AUG 1993		X	
	GIRLOANTA Eden	22 OCT 2000		X	
ITA - Italy					
	BRIDI Arianna	6 NOV 1995		X	X
	GABBRIELLESCHI Giulia	24 JUL 1996	X		X
	POZZOBON Barbara	17 SEP 1993	X		
	TADDEUCCI Ginevra	3 MAY 1997		X	

Official Timekeeping by OMEGA

Entry List by NAT Code - Women

As of THU 8 FEB 2024

Number of Swimmers: 93

NAT Code	Name	Date of Birth	Women's 5km	Women's 10km	Mixed Relay 4x1500m
JPN - Japan					
	EBINA Airi	25 NOV 2001		X	
	KAJIMOTO Ichika	7 MAR 2004		X	
KAZ - Kazakhstan					
	FEDOTOVA Mariya	6 APR 1999		X	X
	PUSHKO Darya	28 NOV 2003	X		
	TASZHANOVA Diana	3 JAN 2004	X	X	X
KEN - Kenya					
	BIANCHI Maria	30 MAR 2006	X		
KOR - Republic of Korea					
	LEE Hae Rim	12 AUG 1996	X	X	X
	PARK Jungju	16 MAR 1998	X	X	X
MAR - Morocco					
	MEQDAR Malak	13 MAR 2007	X		
MEX - Mexico					
	ALANIS HERNANDEZ Paulina	16 AUG 2004		X	X
	de la ROSA Karla Edith	24 MAR 2005	X		
	SANDOVAL Martha	14 AUG 1998	X	X	X
MON - Monaco					
	POU Lisa	28 MAY 1999	X	X	
NAM - Namibia					
	KINNAIRD Brynne	16 SEP 2006	X		
	STEYN Carissa	24 APR 2007	X		
NED - Netherlands					
	van ROUWENDAAL Sharon	9 SEP 1993	X	X	
PER - Peru					
	BRAMONT-ARIAS Maria	13 AUG 1999	X	X	

Official Timekeeping by OMEGA

Entry List by NAT Code - Women

As of THU 8 FEB 2024

Number of Swimmers: 93

NAT Code	Name	Date of Birth	Women's 5km	Women's 10km	Mixed Relay 4x1500m
POR - Portugal					
	ANDRE Angelica	13 OCT 1994	X	X	X
	ROSA Mafalda	2 NOV 2003	X	X	X
PUR - Puerto Rico					
	GUADAMURO Mariela	29 SEP 2006	X	X	X
	QUILES Alondra Itzel	31 OCT 2004	X	X	X
RSA - South Africa					
	de JAGER Amica	8 JUL 1999	X	X	X
	EARLE Tory	19 FEB 2002	X		
	LOTTER Callan	9 MAR 2006		X	X
SEY - Seychelles					
	BRISTOL Dorianne	7 APR 2009	X		
SGP - Singapore					
	LIEW Li-Shan Chantal	9 AUG 1998	X	X	
	NG Ashley Yi Ting	1 APR 2006		X	
SLO - Slovenia					
	FAIN Katja	31 AUG 2001	X	X	
	PERSE Spela	4 AUG 1996	X	X	
SVK - Slovakia					
	SLAMOVA Lucia	10 MAR 2010			X
	VALKO Karolina Ann	17 JUN 2010			X
THA - Thailand					
	CHOOPONG Pimpun	17 MAY 1996		X	
	KWANMUANG Kamonchanok	4 MAR 2005		X	
TPE - Chinese Taipei					
	TENG Yu-Wen	25 JUL 1996	X	X	X
	WANG Yi-Chen	7 SEP 1999	X	X	X

Official Timekeeping by OMEGA

Entry List by NAT Code - Women

As of THU 8 FEB 2024

Number of Swimmers: 93

NAT Code	Name	Date of Birth	Women's 5km	Women's 10km	Mixed Relay 4x1500m
TUR - Türkiye					
	BOZ Sezen Akanda	23 OCT 2007	X	X	X
	ERDOGAN Tuna	16 MAY 2007	X	X	X
UGA - Uganda					
	MUBIRU Swagiah	8 JUL 2005	X		
USA - United States of America					
	DENIGAN Mariah	30 MAY 2003	X	X	X
	GRIMES Katie	8 JAN 2006	X	X	X
VEN - Venezuela					
	APONTE TERAN Ruthseli Guadalupe	16 DEC 1998	X	X	X
	PEREZ Paola	5 APR 1991	X	X	X

Championships Trophy

After 5 of 5 Events

Rank	Nation	Men	Women	Team Event	Total
1	France	62	24	16	102
2	Australia	14	28	36	78
2	Italy	35	11	32	78
4	Hungary	46	1	28	75
5	United States of America	0	21	20	41
6	Brazil	0	30	10	40
7	Netherlands	0	36	0	36
8	Germany	11	0	24	35
9	Portugal	0	17	12	29
10	Spain	0	24	0	24
11	Great Britain	14	0	0	14
12	Argentina	0	0	8	8
12	Canada	2	0	6	8
14	Greece	6	0	0	6
14	Monaco	0	6	0	6
16	Mexico	3	0	2	5
17	People's Republic of China	0	0	4	4
18	Israel	3	0	0	3
19	Ecuador	2	0	0	2
19	Japan	0	2	0	2

Official Timekeeping by OMEGA

Medal Standings

As of THU 8 FEB 2024 at 12:05

Rank	NAT	Men				Women				Mixed				Total				Rank by Total
		G	S	B	Tot.	G	S	B	Tot.	G	S	B	Tot.	G	S	B	Tot.	
1	NED - Netherlands					2			2					2			2	=2
2	FRA - France	1	2		3									1	2		3	1
3	AUS - Australia						1		1	1				1	1		2	=2
4	HUN - Hungary	1			1							1	1	1		1	2	=2
5	ITA - Italy			1	1						1		1		1	1	2	=2
6	ESP - Spain						1		1						1		1	=6
7	BRA - Brazil							1	1							1	1	=6
7	GBR - Great Britain			1	1											1	1	=6
7	POR - Portugal							1	1							1	1	=6
	Total:	2	2	2	6	2	2	2	6	1	1	1	3	5	5	5	15	

Note:
Rank by Total is calculated by the total number of gold, silver and bronze medals.

Legend:
 = Equal sign indicates that two or more NOCs share the same rank by total **B** Bronze **G** Gold **S** Silver
Tot. Total

Official Timekeeping by OMEGA

Entry List by Event

As of THU 8 FEB 2024

Number of Entries: 76

NAT Code	Name	Date of Birth
ANG	ELIAS Yano	3 SEP 2007
AUS	ARMSTRONG Bailey	8 FEB 1999
AUS	THORPE Robert George	30 DEC 2004
AUT	HERCOG Jan	10 FEB 1998
BEL	VANHUYS Logan	18 APR 1997
BOL	SOLANO Diego	10 OCT 2004
BOT	van ROOYEN Benco	11 APR 2004
BRA	FARIAS Pedro	6 AUG 2002
BRA	FIGUEIRINHA Henrique	17 JUL 2000
CAN	FAN Hau-Li	8 SEP 1997
CAN	HEDLIN Eric	18 APR 1993
CHN	LIU Peixin	1 JAN 2006
CHN	ZHANG Jinhou	16 NOV 2002
CRC	ROJAS Jeison	10 MAY 2003
CZE	KOZUBEK Matej	11 MAY 1996
CZE	STRAKA Martin	12 NOV 2000
DOM	de los SANTOS Rayven	13 NOV 2000
DOM	NUNEZ BARRERAS Juan Diego	19 SEP 2005
ECU	ENDERICA SALGADO Esteban	30 OCT 1990
ECU	FARINANGO David	20 OCT 2000
ESP	PUJOL Guillem	13 FEB 1997
FRA	FONTAINE Logan	25 MAR 1999
FRA	OLIVIER Marc-Antoine	18 JUN 1996
GEO	SIKHARULIDZE Davit	16 JUN 1994
GER	KLEMET Oliver	18 MAR 2002
GER	WELLBROCK Florian	19 AUG 1997
GRE	DALDOGIANNIS Asterios	22 MAR 1997
GRE	KYNIGAKIS Athanasios	21 AUG 1998
GUA	REYES Santiago	11 DEC 1999
HKG	SIN Chin Ting Keith	5 DEC 1994
HKG	THORLEY William Yan	3 SEP 2002

Official Timekeeping by OMEGA

Event 104

Men's 5km

Entry List by Event

As of THU 8 FEB 2024

Number of Entries: 76

NAT Code	Name	Date of Birth
HON	DULIEU Diego	12 NOV 2004
HUN	BETLEHEM David	4 SEP 2003
HUN	RASOVSKY Kristof	27 MAR 1997
INA	PRAWIRA Aflah Fadlan	13 NOV 1997
INA	WIJAYA Ernest Fabian	22 JUL 2003
IND	HIREMAGALUR Prashans Manjunath	18 FEB 2006
IND	PAL Army	14 FEB 2002
ITA	ACERENZA Domenico	19 JAN 1995
ITA	PALTRINIERI Gregorio	5 SEP 1994
KAZ	BALABEK Galymzhan	25 NOV 1999
KAZ	CHEREPANOV Lev	10 MAR 2001
KEN	BAYUSUF Igbaal	4 APR 2009
KOR	OH Sebeom	26 FEB 2003
KOR	PARK Jaehun	30 MAY 2000
MAR	EL FALLAKI Ilias	5 FEB 2006
MEX	GUTIERREZ Santiago	3 APR 2003
MEX	STREHLKE DELGADO Paulo	10 JAN 2006
MON	DRUENNE Theo	19 JUL 2005
NAM	ESSLINGER Nico	19 DEC 2005
PER	YWANAGA PAPI Adrian Gustavo	28 JUL 2004
POL	KAPALA Bartosz	28 SEP 2006
POL	WOZNIAK Piotr	7 DEC 2005
POR	CAMPOS Tiago	16 MAR 1999
POR	CARDOSO Diogo	7 APR 2001
PUR	BAYO Christian B	12 APR 1991
PUR	BRUNO Jamarr Andre	10 MAR 2005
RSA	ALBERTYN Connor	17 MAR 2004
RSA	VENTER Rossouw	14 JAN 2002
SEY	PAYET Damien	20 OCT 2003
SEY	PAYET Thierry	24 APR 2007
SLO	PETERLIN Nik	31 AUG 2006

Official Timekeeping by OMEGA

Entry List by Event

As of THU 8 FEB 2024

Number of Entries: 76

NAT Code	Name	Date of Birth
SRI	SHEHAN B Dilanka	25 MAY 1999
SUI	SCHREIBER Christian	13 JUN 2002
SVK	PECIAR Tomas	22 AUG 2002
SVK	URBAN Richard	20 APR 2007
TPE	CHO Cheng-Chi	21 OCT 1998
TPE	CHO Pei-Chi	18 JUN 2000
TUR	ALBAYRAK Emir Batur	7 JUN 2007
TUR	HACISAGIR Burhanettin	12 JUN 2006
UGA	AMBALA Atuhaire Ogola	26 APR 2001
URU	PACCOT Maximiliano	26 MAY 1996
USA	BROWN Joshua	13 FEB 2003
USA	PUSKOVITCH Ivan	28 FEB 2001
VEN	VERA Diego	21 JUN 1996
VEN	ZAMBRANO SANCHEZ Ronaldo Eduardo	25 SEP 2001

Event 104

Men's 5km

7 FEB 2024 - 13:00

Start List

Bib Number	Name	NAT Code	Feeding Position Number	Date of Birth
101	ACERENZA Domenico	ITA	37	19 JAN 1995
102	PAYET Damien	SEY	13	20 OCT 2003
103	WELLBROCK Florian	GER	69	19 AUG 1997
104	NUNEZ BARRERAS Juan Diego	DOM	40	19 SEP 2005
105	de los SANTOS Rayven	DOM	41	13 NOV 2000
106	KOZUBEK Matej	CZE	8	11 MAY 1996
107	STRAKA Martin	CZE	9	12 NOV 2000
108	KYNIGAKIS Athanasios	GRE	1	21 AUG 1998
109	SIKHARULIDZE Davit	GEO	7	16 JUN 1994
110	WIJAYA Ernest Fabian	INA	57	22 JUL 2003
111	THORPE Robert George	AUS	27	30 DEC 2004
112	VENTER Rossouw	RSA	53	14 JAN 2002
113	DULIEU Diego	HON	24	12 NOV 2004
114	PECIAR Tomas	SVK	15	22 AUG 2002
115	EL FALLAKI Ilias	MAR	19	5 FEB 2006
116	ALBAYRAK Emir Batur	TUR	22	7 JUN 2007
117	HERCOG Jan	AUT	48	10 FEB 1998
118	HEDLIN Eric	CAN	25	18 APR 1993
119	VANHUYS Logan	BEL	31	18 APR 1997
120	ALBERTYN Connor	RSA	54	17 MAR 2004
121	OLIVIER Marc-Antoine	FRA	3	18 JUN 1996
122	KAPALA Bartosz	POL	67	28 SEP 2006
123	FIGUEIRINHA Henrique	BRA	17	17 JUL 2000
124	PALTRINIERI Gregorio	ITA	38	5 SEP 1994
125	ARMSTRONG Bailey	AUS	28	8 FEB 1999
126	BAYO Christian B	PUR	60	12 APR 1991
127	CAMPOS Tiago	POR	42	16 MAR 1999
128	SOLANO Diego	BOL	75	10 OCT 2004
129	CHO Cheng-Chi	TPE	10	21 OCT 1998
130	BETLEHEM David	HUN	29	4 SEP 2003
131	FARIAS Pedro	BRA	18	6 AUG 2002
132	ENDERICA SALGADO Esteban	ECU	64	30 OCT 1990
133	PARK Jaehun	KOR	51	30 MAY 2000
134	PAL Army	IND	20	14 FEB 2002
135	ZHANG Jinhou	CHN	72	16 NOV 2002
136	YWANAGA PAPI Adrian Gustavo	PER	66	28 JUL 2004
137	CHEREPANOV Lev	KAZ	33	10 MAR 2001

Official Timekeeping by OMEGA

Event 104

Men's 5km

7 FEB 2024 - 13:00

Start List

Bib Number	Name	NAT Code	Feeding Position Number	Date of Birth
138	OH Sebeom	KOR	52	26 FEB 2003
139	FARINANGO David	ECU	65	20 OCT 2000
140	FONTAINE Logan	FRA	4	25 MAR 1999
141	PETERLIN Nik	SLO	36	31 AUG 2006
142	ROJAS Jeison	CRC	44	10 MAY 2003
143	DRUENNE Theo	MON	59	19 JUL 2005
144	THORLEY William Yan	HKG	45	3 SEP 2002
145	ZAMBRANO SANCHEZ Ronaldo Eduardo	VEN	62	25 SEP 2001
146	GUTIERREZ Santiago	MEX	55	3 APR 2003
147	AMBALA Atuhair Ogola	UGA	47	26 APR 2001
148	HACISAGIR Burhanettin	TUR	23	12 JUN 2006
149	PUJOL Guillem	ESP	71	13 FEB 1997
150	BALABEK Galymzhan	KAZ	34	25 NOV 1999
151	CHO Pei-Chi	TPE	11	18 JUN 2000
152	CARDOSO Diogo	POR	43	7 APR 2001
153	van ROOYEN Benco	BOT	32	11 APR 2004
154	BAYUSUF Igbaal	KEN	76	4 APR 2009
155	WOZNIAK Piotr	POL	68	7 DEC 2005
156	ESSLINGER Nico	NAM	12	19 DEC 2005
157	PACCOT Maximiliano	URU	74	26 MAY 1996
158	ELIAS Yano	ANG	39	3 SEP 2007
159	LIU Peixin	CHN	73	1 JAN 2006
160	PAYET Thierry	SEY	14	24 APR 2007
161	SCHREIBER Christian	SUI	35	13 JUN 2002
162	SIN Chin Ting Keith	HKG	46	5 DEC 1994
163	REYES Santiago	GUA	6	11 DEC 1999
164	RASOVSKY Kristof	HUN	30	27 MAR 1997
165	BROWN Joshua	USA	49	13 FEB 2003
166	PRAWIRA Aflah Fadlan	INA	58	13 NOV 1997
167	KLEMET Oliver	GER	70	18 MAR 2002
168	VERA Diego	VEN	63	21 JUN 1996
169	PUSKOVITCH Ivan	USA	50	28 FEB 2001
170	SHEHAN B Dilanka	SRI	5	25 MAY 1999
171	STREHLKE DELGADO Paulo	MEX	56	10 JAN 2006
172	HIREMAGALUR Prashans Manjunath	IND	21	18 FEB 2006
173	DALDOGIANNIS Asterios	GRE	2	22 MAR 1997
174	URBAN Richard	SVK	16	20 APR 2007

Official Timekeeping by OMEGA

Event 104
7 FEB 2024 - 13:00

Men's 5km

Start List

Bib Number	Name	NAT Code	Feeding Position Number	Date of Birth
175	BRUNO Jamarr Andre	PUR	61	10 MAR 2005
176	FAN Hau-Li	CAN	26	8 SEP 1997

Course Information:

Lap Length: 1.67km Laps: 3 Intermediate Points: 5

Bib numbering revised to start from 101. Start order stays the same.

Official Timekeeping by OMEGA

Event 104

Men's 5km

7 FEB 2024 - 13:00

Results

Rk	Bib	Name	NAT Code	Lap	Time (Rk)	Gap	Lap	Time (Rk)	Gap	Lap	Time (Rk)	Gap	Lap	Time (Rk)	Gap	Finish Time	Time Gap
1	140	FONTAINE Logan	FRA	0.5	6:26.7 (=3)	+3.0	1	16:46.3 (8)	+9.0	1.5	23:36.8 (7)	+3.3	2	34:00.0 (8)	+4.9	51:29.3	
				2.5	40:52.9 (=5)	+1.5	F	51:29.3 (1)			6:50.5			10:23.2			
					6:52.9			10:36.4									
2	121	OLIVIER Marc-Antoine	FRA	0.5	6:30.9 (11)	+7.2	1	16:43.9 (6)	+6.6	1.5	23:38.5 (9)	+5.0	2	33:57.5 (3)	+2.4	51:29.6	+0.3
				2.5	40:54.4 (7)	+3.0	F	51:29.6 (2)	+0.3		6:54.6			10:19.0			
					6:56.9			10:35.2									
3	101	ACERENZA Domenico	ITA	0.5	6:23.7 (=1)		1	16:40.1 (4)	+2.8	1.5	23:33.7 (3)	+0.2	2	33:57.8 (5)	+2.7	51:30.0	+0.7
				2.5	40:51.8 (2)	+0.4	F	51:30.0 (3)	+0.7		6:53.6			10:24.1			
					6:54.0			10:38.2									
4	164	RASOVSKY Kristof	HUN	0.5	6:31.5 (12)	+7.8	1	16:41.6 (5)	+4.3	1.5	23:35.3 (5)	+1.8	2	33:57.7 (4)	+2.6	51:30.5	+1.2
				2.5	-	-	F	51:30.5 (4)	+1.2		6:53.7			10:22.4			
					-	-		-									
5	124	PALTRINIERI Gregorio	ITA	0.5	6:27.0 (5)	+3.3	1	16:37.8 (2)	+0.5	1.5	23:33.6 (2)	+0.1	2	33:55.1 (1)		51:31.7	+2.4
				2.5	40:52.3 (4)	+0.9	F	51:31.7 (5)	+2.4		6:55.8			10:21.5			
					6:57.2			10:39.4									
6	130	BETLEHEM David	HUN	0.5	6:29.1 (7)	+5.4	1	16:39.5 (3)	+2.2	1.5	23:34.8 (4)	+1.3	2	33:59.9 (7)	+4.8	51:34.8	+5.5
				2.5	40:52.9 (=5)	+1.5	F	51:34.8 (6)	+5.5		6:55.3			10:25.1			
					6:53.0			10:41.9									
7	108	KYNIGAKIS Athanasios	GRE	0.5	6:26.7 (=3)	+3.0	1	16:44.6 (7)	+7.3	1.5	23:40.4 (10)	+6.9	2	33:59.8 (6)	+4.7	51:36.1	+6.8
				2.5	40:51.4 (1)		F	51:36.1 (7)	+6.8		6:55.8			10:19.4			
					6:51.6			10:44.7									
8	167	KLEMET Oliver	GER	0.5	6:28.0 (6)	+4.3	1	16:47.3 (9)	+10.0	1.5	23:36.0 (6)	+2.5	2	34:01.4 (10)	+6.3	51:36.4	+7.1
				2.5	40:57.5 (=9)	+6.1	F	51:36.4 (8)	+7.1		6:48.7			10:25.4			
					6:56.1			10:38.9									
9	103	WELLBROCK Florian	GER	0.5	6:23.7 (=1)		1	16:37.3 (1)		1.5	23:33.5 (1)		2	33:55.8 (2)	+0.7	51:36.7	+7.4
				2.5	40:52.0 (3)	+0.6	F	51:36.7 (9)	+7.4		6:56.2			10:22.3			
					6:56.2			10:44.7									
10	171	STREHLKE DELGADO Paulo	MEX	0.5	6:46.3 (=35)	+22.6	1	16:55.3 (18)	+18.0	1.5	23:48.0 (=14)	+14.5	2	34:02.9 (=13)	+7.8	51:36.8	+7.5
				2.5	40:57.2 (8)	+5.8	F	51:36.8 (10)	+7.5		6:52.7			10:14.9			
					6:54.3			10:39.6									
11	118	HEDLIN Eric	CAN	0.5	6:34.5 (19)	+10.8	1	16:57.6 (19)	+20.3	1.5	23:48.0 (=14)	+14.5	2	34:04.5 (16)	+9.4	51:39.1	+9.8
				2.5	40:57.7 (12)	+6.3	F	51:39.1 (11)	+9.8		6:50.4			10:16.5			
					6:53.2			10:41.4									
12	139	FARINANGO David	ECU	0.5	6:29.5 (9)	+5.8	1	16:48.7 (10)	+11.4	1.5	23:43.7 (11)	+10.2	2	34:02.6 (12)	+7.5	51:40.4	+11.1
				2.5	40:59.6 (15)	+8.2	F	51:40.4 (12)	+11.1		6:55.0			10:18.9			
					6:57.0			10:40.8									

Official Timekeeping by OMEGA

2 - 18 February 2024

Event 104

Men's 5km

7 FEB 2024 - 13:00

Results

Rk	Bib	Name	NAT Code	Lap	Time (Rk)	Gap	Lap	Time (Rk)	Gap	Lap	Time (Rk)	Gap	Lap	Time (Rk)	Gap	Finish Time	Time Gap
13	129	CHO Cheng-Chi	TPE	0.5	-	-	1	16:52.4 (15)	+15.1	1.5	23:44.8 (13)	+11.3	2	34:01.8 (11)	+6.7	51:48.1	+18.8
				2.5	40:59.5 (14)	+8.1	F	51:48.1 (13)	+18.8	6:52.4	10:17.0						
14	155	WOZNIAK Piotr	POL	0.5	6:31.8 (14)	+8.1	1	16:52.6 (16)	+15.3	1.5	23:37.8 (8)	+4.3	2	34:00.3 (9)	+5.2	51:56.5	+27.2
				2.5	40:57.5 (=9)	+6.1	F	51:56.5 (14)	+27.2	6:45.2	10:22.5						
15	107	STRAKA Martin	CZE	0.5	6:39.0 (25)	+15.3	1	16:52.2 (=13)	+14.9	1.5	23:43.9 (12)	+10.4	2	34:03.8 (15)	+8.7	51:56.9	+27.6
				2.5	40:57.6 (11)	+6.2	F	51:56.9 (15)	+27.6	6:51.7	10:19.9						
16	111	THORPE Robert George	AUS	0.5	6:29.3 (8)	+5.6	1	16:50.4 (11)	+13.1	1.5	-	-	2	34:02.9 (=13)	+7.8	51:59.1	+29.8
				2.5	40:57.9 (13)	+6.5	F	51:59.1 (16)	+29.8	-	-						
17	127	CAMPOS Tiago	POR	0.5	6:33.0 (18)	+9.3	1	17:01.8 (23)	+24.5	1.5	24:10.9 (24)	+37.4	2	34:58.9 (23)	++	53:19.4	+1:50.1
				2.5	42:07.6 (21)	++	F	53:19.4 (17)	++	7:09.1	10:48.0						
18	116	ALBAYRAK Emir Batur	TUR	0.5	-	-	1	17:09.1 (33)	+31.8	1.5	24:06.8 (22)	+33.3	2	34:46.1 (22)	+51.0	53:20.7	+1:51.4
				2.5	42:08.0 (22)	++	F	53:20.7 (18)	++	6:57.7	10:39.3						
19	161	SCHREIBER Christian	SUI	0.5	6:39.8 (27)	+16.1	1	16:53.8 (17)	+16.5	1.5	23:54.8 (19)	+21.3	2	34:43.7 (21)	+48.6	53:22.0	+1:52.7
				2.5	41:57.9 (16)	++	F	53:22.0 (19)	++	7:01.0	10:48.9						
20	132	ENDERICA SALGADO Esteban	ECU	0.5	6:30.4 (10)	+6.7	1	16:52.2 (=13)	+14.9	1.5	23:51.3 (16)	+17.8	2	34:37.6 (17)	+42.5	53:22.1	+1:52.8
				2.5	42:04.8 (20)	++	F	53:22.1 (20)	++	6:59.1	10:46.3						
21	149	PUJOL Guillem	ESP	0.5	6:35.2 (21)	+11.5	1	17:07.2 (30)	+29.9	1.5	24:19.2 (=27)	+45.7	2	35:01.8 (24)	++	53:22.2	+1:52.9
				2.5	42:13.8 (23)	++	F	53:22.2 (21)	++	7:12.0	10:42.6						
22	119	VANHUYNS Logan	BEL	0.5	6:38.2 (23)	+14.5	1	16:58.3 (21)	+21.0	1.5	23:57.3 (20)	+23.8	2	34:38.9 (18)	+43.8	53:23.4	+1:54.1
				2.5	42:02.6 (18)	++	F	53:23.4 (22)	++	6:59.0	10:41.6						
23	125	ARMSTRONG Bailey	AUS	0.5	6:34.7 (20)	+11.0	1	16:50.9 (12)	+13.6	1.5	23:53.2 (17)	+19.7	2	34:41.3 (20)	+46.2	53:23.5	+1:54.2
				2.5	42:03.3 (19)	++	F	53:23.5 (23)	++	7:02.3	10:48.1						
24	165	BROWN Joshua	USA	0.5	6:38.9 (24)	+15.2	1	17:04.0 (25)	+26.7	1.5	24:13.6 (26)	+40.1	2	35:03.8 (25)	++	53:23.9	+1:54.6
				2.5	42:19.4 (25)	++	F	53:23.9 (24)	++	7:09.6	10:50.2						

Official Timekeeping by OMEGA

Event 104

Men's 5km

7 FEB 2024 - 13:00

Results

Rk	Bib	Name	NAT Code	Lap	Time (Rk) Gap	Lap	Time (Rk) Gap	Lap	Time (Rk) Gap	Lap	Time (Rk) Gap	Finish Time Gap
25	117	HERCOG Jan	AUT	0.5	6:46.3 (=35)+22.6	1	16:58.1 (20)+20.8 10:11.8	1.5	23:54.1 (18)+20.6 6:56.0	2	34:39.6 (19)+44.5 10:45.5	53:24.0 +1:54.7
26	137	CHEREPANOV Lev	KAZ	0.5	6:42.8 (29)+19.1	1	17:07.4 (31)+30.1 10:24.6	1.5	24:22.8 (32)+49.3 7:15.4	2	35:04.3 (=26) ++ 10:41.5	53:26.0 +1:56.7
27	133	PARK Jaehun	KOR	0.5	6:48.2 (=41)+24.5	1	17:23.3 (37)+46.0 10:35.1	1.5	24:28.5 (34)+55.0 7:05.2	2	35:06.0 (30) ++ 10:37.5	53:45.9 +2:16.6
28	113	DULIEU Diego	HON	0.5	6:31.9 (15) +8.2	1	17:00.3 (22)+23.0 10:28.4	1.5	24:07.6 (23)+34.1 7:07.3	2	35:05.8 (29) ++ 10:58.2	53:50.6 +2:21.3
29	123	FIGUEIRINHA Henrique	BRA	0.5	6:32.9 (17) +9.2	1	17:05.1 (26)+27.8 10:32.2	1.5	24:13.3 (25)+39.8 7:08.2	2	35:05.6 (28) ++ 10:52.3	53:50.8 +2:21.5
30	169	PUSKOVITCH Ivan	USA	0.5	6:54.4 (=53)+30.7	1	17:06.8 (29)+29.5 10:12.4	1.5	24:01.7 (21)+28.2 6:54.9	2	35:04.3 (=26) ++ 11:02.6	53:51.0 +2:21.7
31	106	KOZUBEK Matej	CZE	0.5	6:32.1 (16) +8.4	1	17:06.5 (28)+29.2 10:34.4	1.5	24:20.7 (29)+47.2 7:14.2	2	35:30.8 (36) ++ 11:10.1	54:11.3 +2:42.0
32	152	CARDOSO Diogo	POR	0.5	6:43.0 (=30)+19.3	1	17:06.4 (27)+29.1 10:23.4	1.5	24:21.5 (31)+48.0 7:15.1	2	35:27.0 (35) ++ 11:05.5	54:13.3 +2:44.0
33	145	ZAMBRANO SANCHEZ Ronaldo Eduardo	VEN	0.5	6:55.6 (56)+31.9	1	17:22.0 (35)+44.7 10:26.4	1.5	24:30.8 (35)+57.3 7:08.8	2	35:22.3 (32) ++ 10:51.5	54:13.9 +2:44.6
34	141	PETERLIN Nik	SLO	0.5	6:45.1 (32)+21.4	1	17:07.8 (32)+30.5 10:22.7	1.5	24:21.3 (30)+47.8 7:13.5	2	35:25.2 (34) ++ 11:03.9	54:14.8 +2:45.5
35	131	FARIAS Pedro	BRA	0.5	6:43.0 (=30)+19.3	1	17:13.6 (34)+36.3 10:30.6	1.5	24:24.5 (33)+51.0 7:10.9	2	35:22.9 (33) ++ 10:58.4	54:16.6 +2:47.3
36	122	KAPALA Bartosz	POL	0.5	6:31.6 (13) +7.9	1	17:03.6 (24)+26.3 10:32.0	1.5	24:19.2 (=27)+45.7 7:15.6	2	35:18.1 (31) ++ 10:58.9	54:16.7 +2:47.4

Official Timekeeping by OMEGA

Event 104

Men's 5km

7 FEB 2024 - 13:00

Results

Rk	Bib	Name	NAT Code	Lap	Time (Rk) Gap	Lap	Time (Rk) Gap	Lap	Time (Rk) Gap	Lap	Time (Rk) Gap	Finish Time Gap
37	148	HACISAGIR Burhanettin	TUR	0.5	6:49.8 (47)+26.1	1	17:22.1 (36)+44.8 10:32.3	1.5	24:36.6 (36) ++ 7:14.5	2	35:32.2 (37) ++ 10:55.6	55:01.2 +3:31.9
38	138	OH Sebeom	KOR	0.5	6:46.4 (37)+22.7	1	17:40.2 (42) ++ 10:53.8	1.5	25:01.6 (39) ++ 7:21.4	2	36:12.4 (39) ++ 11:10.8	55:07.7 +3:38.4
39	173	DALDOGIANNIS Asterios	GRE	0.5	7:00.1 (62)+36.4	1	17:38.2 (40) ++ 10:38.1	1.5	25:03.3 (40) ++ 7:25.1	2	36:14.4 (41) ++ 11:11.1	55:10.5 +3:41.2
40	135	ZHANG Jinhou	CHN	0.5	6:39.4 (26)+15.7	1	17:24.3 (38)+47.0 10:44.9	1.5	24:39.4 (37) ++ 7:15.1	2	36:05.4 (38) ++ 11:26.0	55:11.5 +3:42.2
41	176	FAN Hau-Li	CAN	0.5	6:46.7 (38)+23.0	1	17:40.3 (43) ++ 10:53.6	1.5	25:11.5 (43) ++ 7:31.2	2	36:21.8 (45) ++ 11:10.3	55:12.4 +3:43.1
42	114	PECIAR Tomas	SVK	0.5	6:48.2(=41)+24.5	1	17:42.7 (47) ++ 10:54.5	1.5	25:11.2 (42) ++ 7:28.5	2	36:19.5 (43) ++ 11:08.3	55:14.4 +3:45.1
43	159	LIU Peixin	CHN	0.5	6:51.2 (50)+27.5	1	17:50.5(=51) ++ 10:59.3	1.5	25:12.9 (46) ++ 7:22.4	2	36:18.6 (42) ++ 11:05.7	55:16.8 +3:47.5
44	144	THORLEY William Yan	HKG	0.5	6:49.9 (48)+26.2	1	17:50.5(=51) ++ 11:00.6	1.5	25:19.2 (51) ++ 7:28.7	2	36:29.6 (51) ++ 11:10.4	55:17.0 +3:47.7
45	166	PRAWIRA Aflah Fadlan	INA	0.5	6:51.9 (51)+28.2	1	17:45.1 (50) ++ 10:53.2	1.5	25:11.1 (41) ++ 7:26.0	2	36:14.3 (40) ++ 11:03.2	55:17.3 +3:48.0
46	175	BRUNO Jamarr Andre	PUR	0.5	6:49.6 (46)+25.9	1	17:42.5 (46) ++ 10:52.9	1.5	25:14.8 (47) ++ 7:32.3	2	36:29.8 (52) ++ 11:15.0	55:19.5 +3:50.2
47	120	ALBERTYN Connor	RSA	0.5	6:35.6 (22)+11.9	1	17:24.4 (39)+47.1 10:48.8	1.5	24:51.4 (38) ++ 7:27.0	2	36:21.7 (44) ++ 11:30.3	55:19.7 +3:50.4
48	136	YWANAGA PAPI Adrian Gustavo	PER	0.5	- - -	1	17:38.7 (41) ++ -	1.5	- - -	2	36:25.9 (48) ++ -	55:21.0 +3:51.7
				2.5	43:00.3 (36) ++ 7:28.1	F	55:01.2 (37) ++ 12:00.9					
				2.5	43:42.4 (42) ++ 7:30.0	F	55:07.7 (38) ++ 11:25.3					
				2.5	43:44.8 (44) ++ 7:30.4	F	55:10.5 (39) ++ 11:25.7					
				2.5	43:40.8 (40) ++ 7:35.4	F	55:11.5 (40) ++ 11:30.7					
				2.5	43:43.0 (43) ++ 7:21.2	F	55:12.4 (41) ++ 11:29.4					
				2.5	43:41.6 (41) ++ 7:22.1	F Y	55:14.4 (42) ++ 11:32.8					
				2.5	43:36.7 (37) ++ 7:18.1	F	55:16.8 (43) ++ 11:40.1					
				2.5	43:50.4 (48) ++ 7:20.8	F	55:17.0 (44) ++ 11:26.6					
				2.5	43:37.5 (38) ++ 7:23.2	F	55:17.3 (45) ++ 11:39.8					
				2.5	43:48.7 (46) ++ 7:18.9	F	55:19.5 (46) ++ 11:30.8					
				2.5	43:40.7 (39) ++ 7:19.0	F	55:19.7 (47) ++ 11:39.0					
				2.5	43:52.2 (49) ++ 7:26.3	F	55:21.0 (48) ++ 11:28.8					

Official Timekeeping by OMEGA

Event 104

Men's 5km

7 FEB 2024 - 13:00

Results

Rk	Bib	Name	NAT Code	Lap	Time (Rk) Gap	Lap	Time (Rk) Gap	Lap	Time (Rk) Gap	Lap	Time (Rk) Gap	Finish Time Gap
49	146	GUTIERREZ Santiago	MEX	0.5	6:52.3 (52)+28.6	1	17:44.9 (49) ++	1.5	25:16.6 (48) ++	2	36:25.4 (47) ++	55:22.6 +3:53.3
				2.5	- - -	F	55:22.6 (49) ++		7:31.7		11:08.8	
50	150	BALABEK Galymzhan	KAZ	0.5	6:54.9 (55)+31.2	1	17:53.9 (53) ++	1.5	25:18.8 (50) ++	2	36:28.0 (50) ++	55:23.2 +3:53.9
				2.5	43:47.6 (45) ++	F	55:23.2 (50) ++		7:24.9		11:09.2	
					7:19.6		11:35.6					
51	157	PACCOT Maximiliano	URU	0.5	6:47.0 (39)+23.3	1	17:41.0 (44) ++	1.5	25:17.1 (49) ++	2	36:27.1 (49) ++	55:24.7 +3:55.4
				2.5	43:54.5 (50) ++	F	55:24.7 (51) ++		7:36.1		11:10.0	
					7:27.4		11:30.2					
52	168	VERA Diego	VEN	0.5	6:48.8 (44)+25.1	1	17:44.7 (48) ++	1.5	25:11.8 (44) ++	2	36:23.6 (46) ++	55:28.2 +3:58.9
				2.5	43:49.3 (47) ++	F	55:28.2 (52) ++		7:27.1		11:11.8	
					7:25.7		11:38.9					
53	142	ROJAS Jeison	CRC	0.5	6:49.0 (45)+25.3	1	17:54.7 (54) ++	1.5	25:19.6 (52) ++	2	36:31.9 (53) ++	55:32.2 +4:02.9
				2.5	43:55.4 (51) ++	F	55:32.2 (53) ++		7:24.9		11:12.3	
					7:23.5		11:36.8					
54	126	BAYO Christian B	PUR	0.5	6:45.3 (=33)+21.6	1	17:41.8 (45) ++	1.5	25:12.0 (45) ++	2	36:32.2 (54) ++	56:42.1 +5:12.8
				2.5	44:06.9 (52) ++	F	56:42.1 (54) ++		7:30.2		11:20.2	
					7:34.7		12:35.2					
55	115	EL FALLAKI Ilias	MAR	0.5	6:50.2 (49)+26.5	1	17:58.0 (58) ++	1.5	25:29.7 (53) ++	2	37:15.5 (55) ++	57:03.2 +5:33.9
				2.5	45:03.2 (53) ++	F	57:03.2 (55) ++		7:31.7		11:45.8	
					7:47.7		12:00.0					
56	162	SIN Chin Ting Keith	HKG	0.5	6:58.1 (59)+34.4	1	17:58.8 (61) ++	1.5	25:44.4 (60) ++	2	37:30.0 (61) ++	57:04.8 +5:35.5
				2.5	45:10.7 (55) ++	F	57:04.8 (56) ++		7:45.6		11:45.6	
					7:40.7		11:54.1					
57	174	URBAN Richard	SVK	0.5	7:05.5 (65)+41.8	1	18:00.1 (64) ++	1.5	25:44.9 (61) ++	2	37:16.1 (56) ++	57:06.0 +5:36.7
				2.5	45:08.2 (54) ++	F	57:06.0 (57) ++		7:44.8		11:31.2	
					7:52.1		11:57.8					
58	143	DRUENNE Theo	MON	0.5	6:58.2 (60)+34.5	1	17:58.4 (60) ++	1.5	25:46.9 (63) ++	2	37:30.2 (62) ++	57:08.1 +5:38.8
				2.5	45:18.1 (57) ++	F	57:08.1 (58) ++		7:48.5		11:43.3	
					7:47.9		11:50.0					
59	110	WIJAYA Ernest Fabian	INA	0.5	6:56.8 (57)+33.1	1	17:56.9 (55) ++	1.5	25:41.6 (=56) ++	2	37:33.0 (64) ++	57:35.5 +6:06.2
				2.5	45:27.2 (62) ++	F	57:35.5 (59) ++		7:44.7		11:51.4	
					7:54.2		12:08.3					
60	151	CHO Pei-Chi	TPE	0.5	6:47.6 (40)+23.9	1	17:57.7 (57) ++	1.5	25:41.6 (=56) ++	2	37:26.6 (57) ++	57:37.7 +6:08.4
				2.5	45:21.0 (61) ++	F	57:37.7 (60) ++		7:43.9		11:45.0	
					7:54.4		12:16.7					

Official Timekeeping by OMEGA

Event 104

Men's 5km

7 FEB 2024 - 13:00

Results

Rk	Bib	Name	NAT Code	Lap	Time (Rk) Gap	Lap	Time (Rk) Gap	Lap	Time (Rk) Gap	Lap	Time (Rk) Gap	Finish Time Gap
61	104	NUNEZ BARRERAS Juan Diego	DOM	0.5	6:45.3 (=33)+21.6	1	17:57.4 (56) ++	1.5	25:40.1 (55) ++	2	37:28.4 (59) ++	57:39.7 +6:10.4
				2.5	45:15.8 (56) ++ 7:47.4	F	57:39.7 (61) ++ 12:23.9		7:42.7		11:48.3	
62	102	PAYET Damien	SEY	0.5	6:48.7 (43)+25.0	1	17:58.9 (62) ++	1.5	25:41.9 (58) ++	2	37:30.8 (63) ++	57:39.7 +6:10.4
				2.5	45:20.2 (60) ++ 7:49.4	F	57:39.7 (62) ++ 12:19.5		7:43.0		11:48.9	
63	112	VENTER Rossouw	RSA	0.5	6:41.8 (28)+18.1	1	17:59.3 (63) ++	1.5	25:34.1 (54) ++	2	37:28.0 (58) ++	57:40.8 +6:11.5
				2.5	45:18.7 (58) ++ 7:50.7	F	57:40.8 (63) ++ 12:22.1		7:34.8		11:53.9	
64	156	ESSLINGER Nico	NAM	0.5	7:06.5 (66)+42.8	1	18:06.2 (65) ++	1.5	25:46.3 (62) ++	2	37:39.6 (65) ++	57:41.2 +6:11.9
				2.5	45:27.8 (63) ++ 7:48.2	F	57:41.2 (64) ++ 12:13.4		7:40.1		11:53.3	
65	172	HIREMAGALUR Prashans Manjunath	IND	0.5	6:54.4 (=53)+30.7	1	17:58.2 (59) ++	1.5	25:43.2 (59) ++	2	37:29.7 (60) ++	57:43.8 +6:14.5
				2.5	45:19.3 (59) ++ 7:49.6	F	57:43.8 (65) ++ 12:24.5		7:45.0		11:46.5	
66	170	SHEHAN B Dilanka	SRI	0.5	7:11.2 (68)+47.5	1	19:06.1 (69) ++	1.5	27:16.3 (68) ++	2	39:46.3 (68) ++	1:00:42.9 +9:13.6
				2.5	47:54.9 (66) ++ 8:08.6	F	1:00:42.9 (66) ++ 12:48.0		8:10.2		12:30.0	
67	163	REYES Santiago	GUA	0.5	7:05.0 (64)+41.3	1	18:45.3 (67) ++	1.5	26:52.7 (64) ++	2	39:30.1 (66) ++	1:00:45.5 +9:16.2
				2.5	47:52.7 (65) ++ 8:22.6	F	1:00:45.5 (67) ++ 12:52.8		8:07.4		12:37.4	
68	128	SOLANO Diego	BOL	0.5	6:58.0 (58)+34.3	1	18:54.8 (68) ++	1.5	27:14.0 (66) ++	2	39:46.9 (70) ++	1:00:47.3 +9:18.0
				2.5	47:51.4 (64) ++ 8:04.5	F	1:00:47.3 (68) ++ 12:55.9		8:19.2		12:32.9	
69	105	de los SANTOS Rayven	DOM	0.5	6:59.0 (61)+35.3	1	18:38.4 (66) ++	1.5	26:59.5 (65) ++	2	39:32.4 (67) ++	1:00:52.7 +9:23.4
				2.5	47:58.6 (67) ++ 8:26.2	F	1:00:52.7 (69) ++ 12:54.1		8:21.1		12:32.9	
70	160	PAYET Thierry	SEY	0.5	7:11.9 (69)+48.2	1	19:09.6 (71) ++	1.5	27:14.7 (67) ++	2	39:52.2 (71) ++	1:01:24.5 +9:55.2
				2.5	48:16.7 (69) ++ 8:24.5	F	1:01:24.5 (70) ++ 13:07.8		8:05.1		12:37.5	
71	134	PAL Army	IND	0.5	7:02.3 (63)+38.6	1	19:09.1 (70) ++	1.5	27:19.1 (69) ++	2	39:46.4 (69) ++	1:01:26.1 +9:56.8
				2.5	48:10.2 (68) ++ 8:23.8	F	1:01:26.1 (71) ++ 13:15.9		8:10.0		12:27.3	
72	109	SIKHARULIDZE Davit	GEO	0.5	7:08.9 (67)+45.2	1	20:00.0 (72) ++	1.5	28:54.7 (70) ++	2	42:06.6 (72) ++	1:04:52.1 +13:22.8
				2.5	51:05.6 (70) ++ 8:59.0	F	1:04:52.1 (72) ++ 13:46.5		8:54.7		13:11.9	

Official Timekeeping by OMEGA

Event 104

Men's 5km

7 FEB 2024 - 13:00

Results

Rk	Bib	Name	NAT Code	Lap	Time (Rk)	Gap	Lap	Time (Rk)	Gap	Lap	Time (Rk)	Gap	Lap	Time (Rk)	Gap	Finish Time Gap
	147	AMBALA Atuhaire Ogola	UGA	0.5	7:36.3 (70)	++	1	20:56.5 (73)	++	1.5	30:12.6 (71)	++	2	44:16.1 (73)	++	1:08:21.5 OTL
				2.5	53:46.9 (71)	++	F	1:08:21.5	++		9:16.1			14:03.5		
	154	BAYUSUF Igbaal	KEN	0.5	8:17.1 (71)	++	1	22:26.4 (75)	++	1.5	32:18.1 (73)	++	2	47:12.4 (74)	++	1:13:08.9 OTL
				2.5	57:26.5 (73)	++	F	1:13:08.9	++		9:51.7			14:54.3		
	153	van ROOYEN Benco	BOT	0.5	8:17.2 (72)	++	1	22:25.6 (74)	++	1.5	32:17.4 (72)	++	2	47:12.6 (75)	++	1:13:09.8 OTL
				2.5	57:25.4 (72)	++	F	1:13:09.8	++		9:51.8			14:55.2		
	158	ELIAS Yano	ANG	0.5	8:30.7 (73)	++	1	23:41.9 (76)	++	1.5	34:16.7 (74)	++	2	50:20.1 (76)	++	OTL
				2.5	1:01:06.7 (74)	++	F				10:34.8			16:03.4		
					10:46.6											

Course Information:

Lap Length: 1.67km Laps: 3 Intermediate Points: 5

Legend:

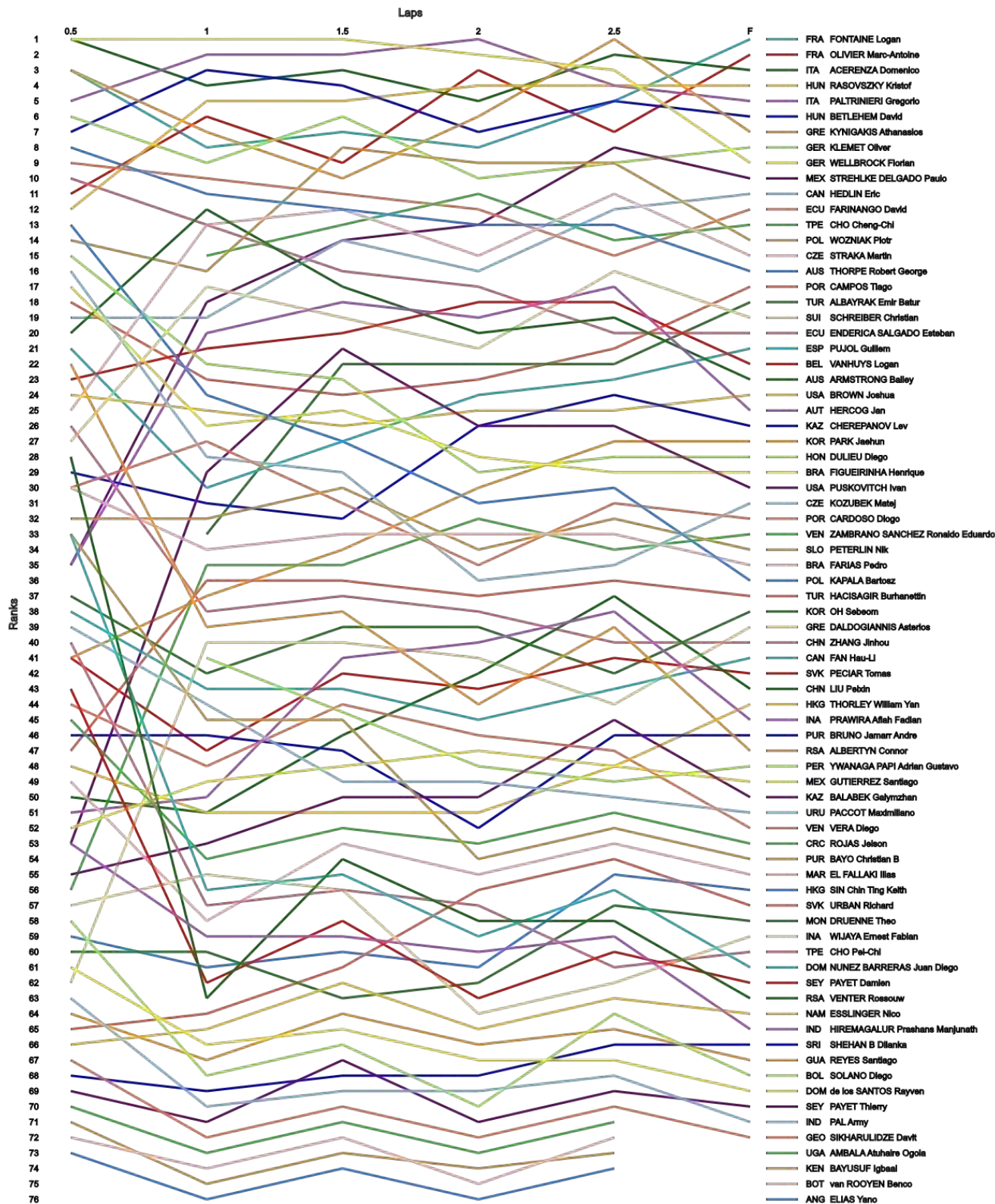
- Information not available + Gap or time behind ++ One minute or more behind in split time
 F Finish OTL Outside Time Limit Rk Rank
 Y Yellow flag

Official Timekeeping by OMEGA

Event 104
7 FEB 2024 - 13:00

Men's 5km

Ranking Progression



Official Timekeeping by OMEGA

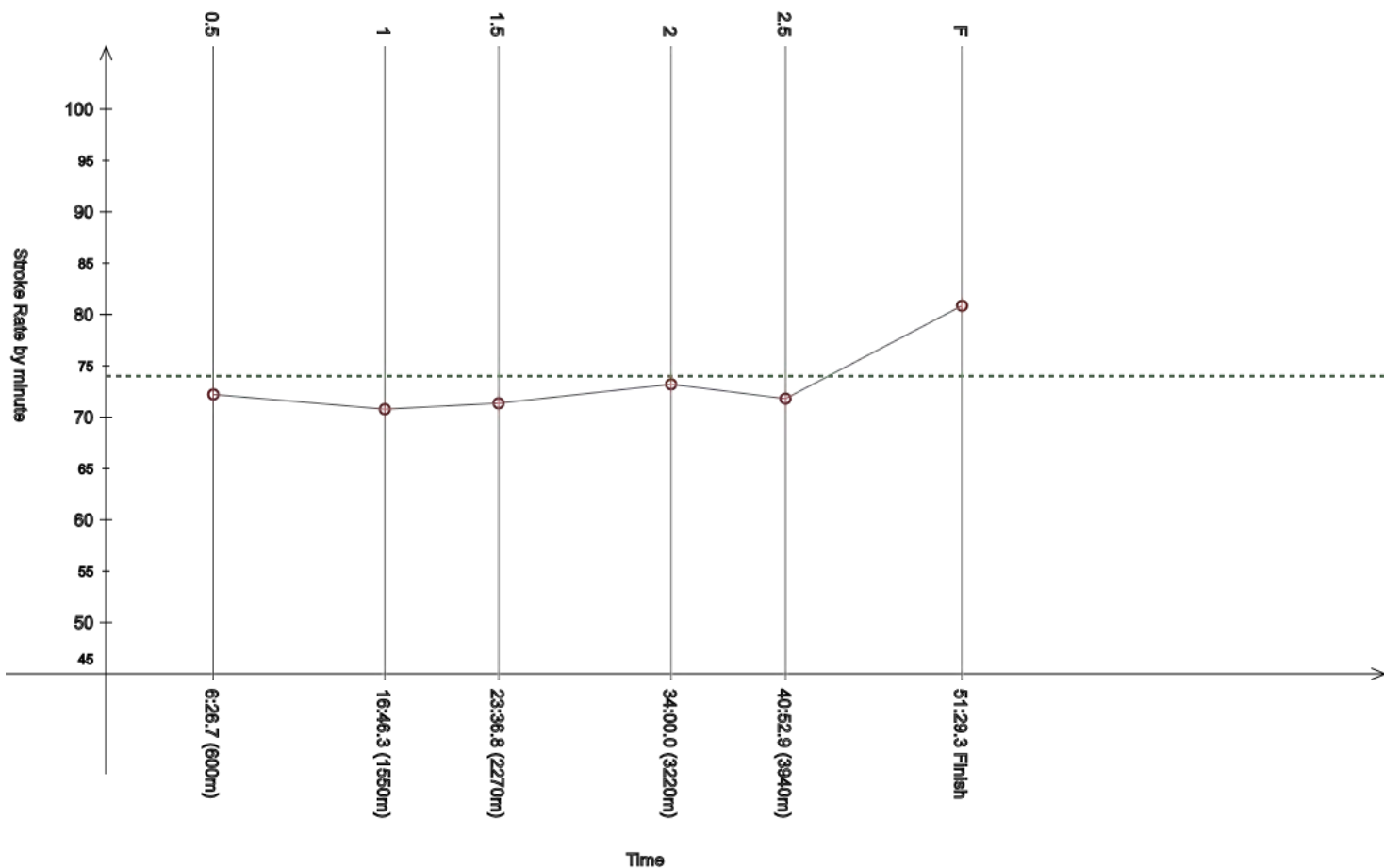
Event 104
7 FEB 2024 - 13:00

Men's 5km

Race Analysis

Rank	Bib	Name	NAT Code			Finish Time			Gap
1	140	FONTAINE Logan	FRA			51:29.3			

Lap	Time	Rank	Gap	SPM	Lap	Time	Rank	Gap	SPM	Lap	Time	Rank	Gap	SPM	SPM	STC
0.5	6:26.7	(=3)	+3.0	72.2	1	16:46.3	(8)	+9.0	70.8	1.5	23:36.8	(7)	+3.3	71.4		
						10:19.6					6:50.5				74.0	3831
2	34:00.0	(8)	+4.9	73.2	2.5	40:52.9	(=5)	+1.5	71.8	F	51:29.3	(1)		80.9		
	10:23.2					6:52.9					10:36.4					



Legend:	----- Stroke Rate Average	+	Gap or time behind	F	Finish	SPM	Average strokes per minute
STC	Total strokes						

Official Timekeeping by OMEGA

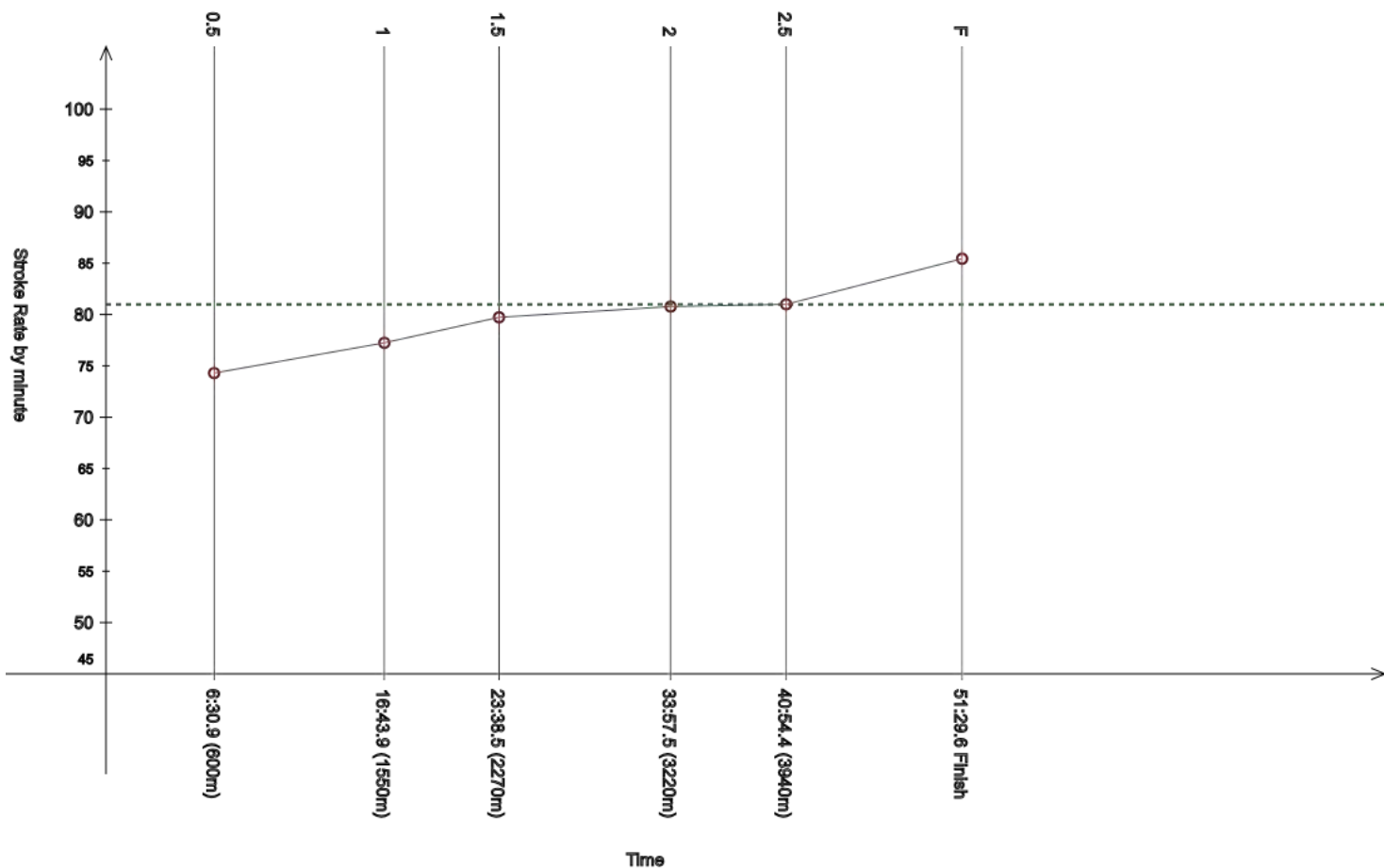
Event 104
7 FEB 2024 - 13:00

Men's 5km

Race Analysis

Rank	Bib	Name	NAT Code	Finish Time	Gap
2	121	OLIVIER Marc-Antoine	FRA	51:29.6	+0.3

Lap	Time	Rank	Gap	SPM	Lap	Time	Rank	Gap	SPM	Lap	Time	Rank	Gap	SPM	SPM	STC
0.5	6:30.9	(11)	+7.2	74.3	1	16:43.9	(6)	+6.6	77.2	1.5	23:38.5	(9)	+5.0	79.7		
						10:13.0					6:54.6				81.0	4149
2	33:57.5	(3)	+2.4	80.8	2.5	40:54.4	(7)	+3.0	81.0	F	51:29.6	(2)	+0.3	85.4		
	10:19.0					6:56.9					10:35.2					



Legend:	
----	Stroke Rate Average
+	Gap or time behind
F	Finish
SPM	Average strokes per minute
STC	Total strokes

Official Timekeeping by OMEGA

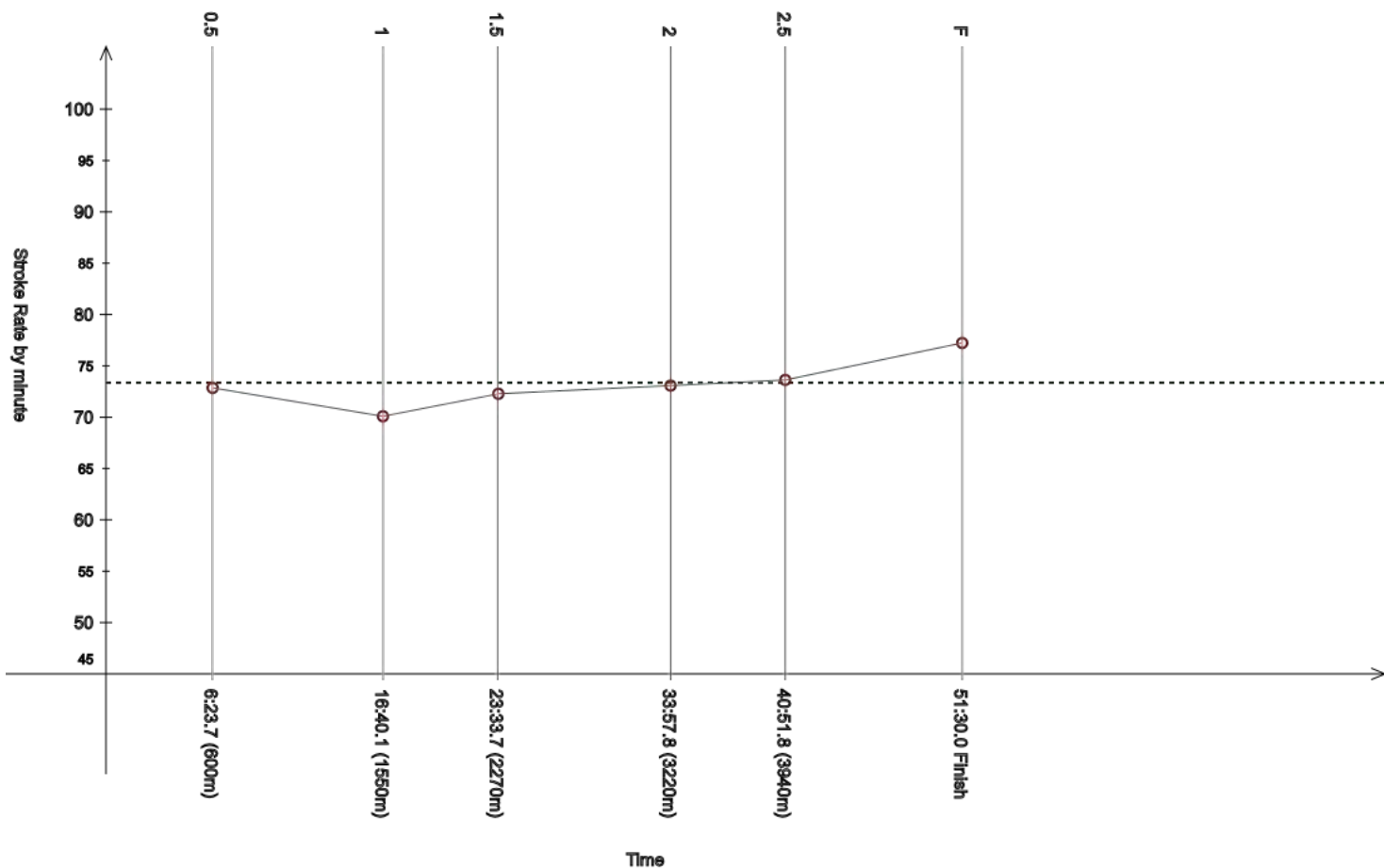
Event 104
7 FEB 2024 - 13:00

Men's 5km

Race Analysis

Rank	Bib	Name	NAT Code	Finish Time	Gap
3	101	ACERENZA Domenico	ITA	51:30.0	+0.7

Lap	Time	Rank	Gap	SPM	Lap	Time	Rank	Gap	SPM	Lap	Time	Rank	Gap	SPM	SPM	STC
0.5	6:23.7	(=1)		72.9	1	16:40.1	(4)	+2.8	70.1	1.5	23:33.7	(3)	+0.2	72.3		
						10:16.4					6:53.6				73.4	3784
2	33:57.8	(5)	+2.7	73.1	2.5	40:51.8	(2)	+0.4	73.6	F	51:30.0	(3)	+0.7	77.2		
	10:24.1					6:54.0					10:38.2					



Legend:	-----	Stroke Rate Average	+	Gap or time behind	F	Finish	SPM	Average strokes per minute
STC		Total strokes						

Official Timekeeping by OMEGA

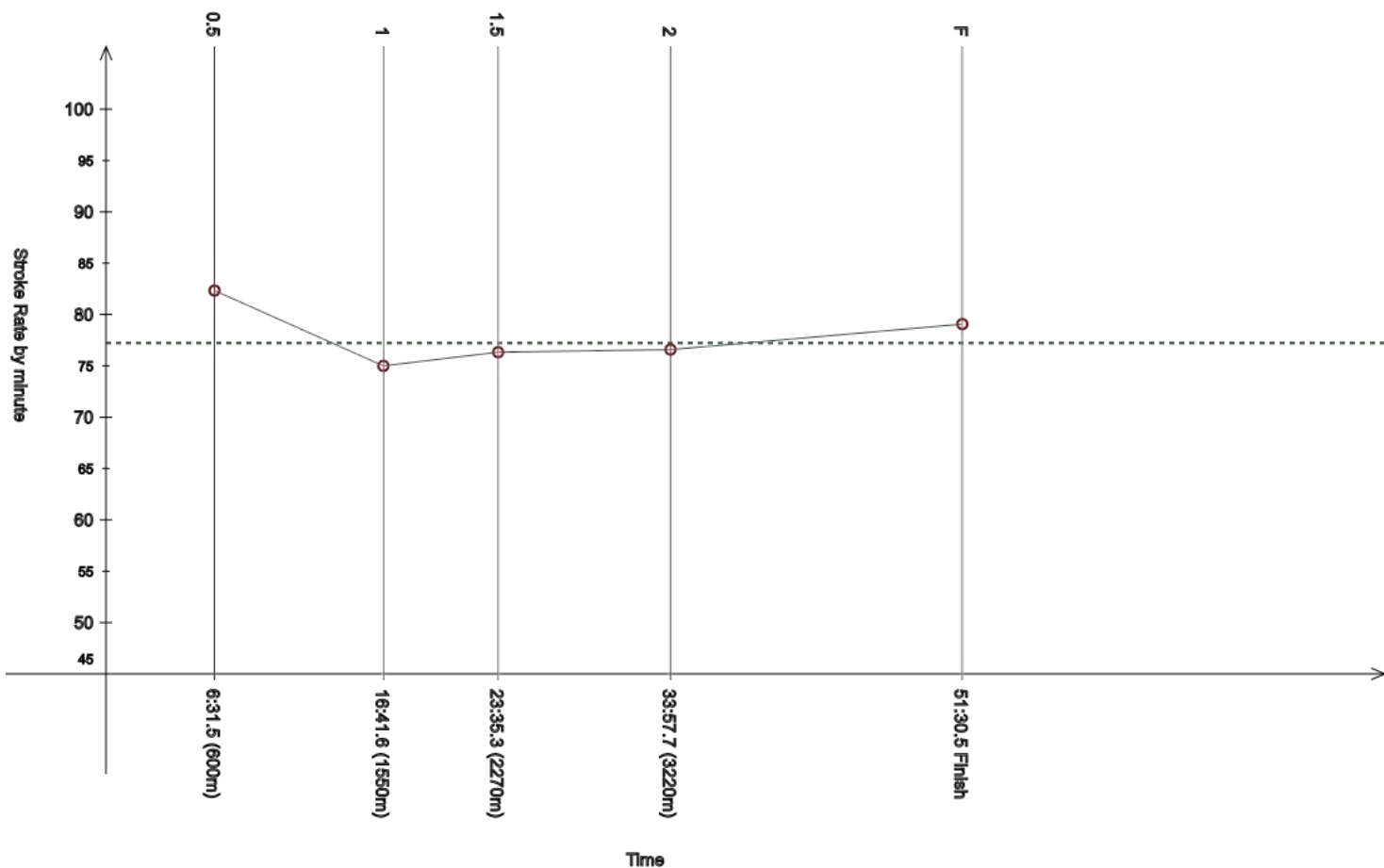
Event 104
7 FEB 2024 - 13:00

Men's 5km

Race Analysis

Rank	Bib	Name	NAT Code	Finish Time	Gap
4	164	RASOVSKY Kristof	HUN	51:30.5	+1.2

Lap	Time	Rank	Gap	SPM	Lap	Time	Rank	Gap	SPM	Lap	Time	Rank	Gap	SPM	SPM	STC
0.5	6:31.5	(12)	+7.8	82.3	1	16:41.6	(5)	+4.3	75.0	1.5	23:35.3	(5)	+1.8	76.3		
						10:10.1					6:53.7				77.2	3971
2	33:57.7	(4)	+2.6	76.6	2.5	-	-	-	-	F	51:30.5	(4)	+1.2	79.1		
	10:22.4					-	-	-	-		-					



Legend:	- Information not available	---- Stroke Rate Average	+ Gap or time behind	F Finish
SPM	Average strokes per minute	STC	Total strokes	

Official Timekeeping by OMEGA

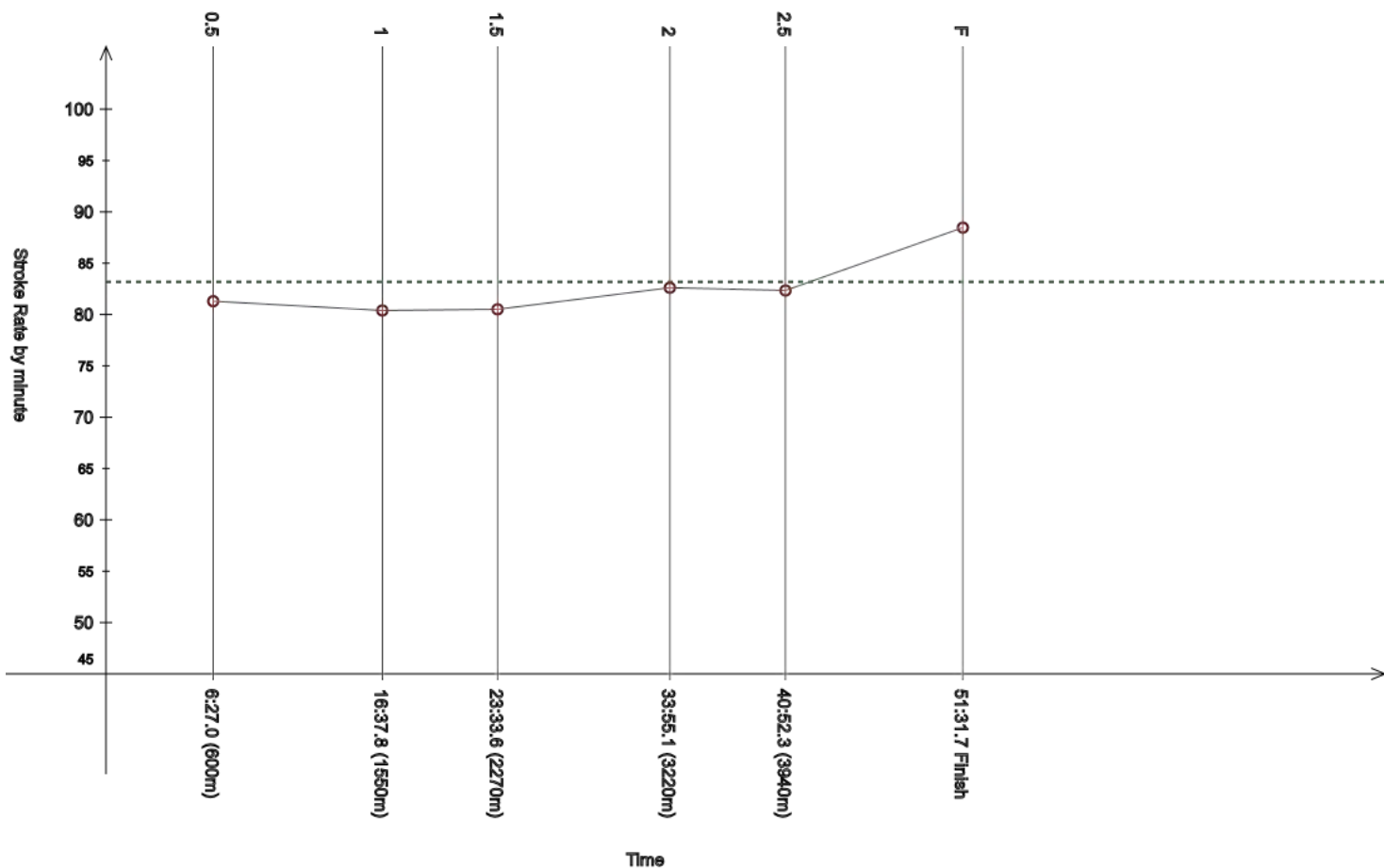
Event 104
7 FEB 2024 - 13:00

Men's 5km

Race Analysis

Rank	Bib	Name	NAT Code	Finish Time	Gap
5	124	PALTRINIERI Gregorio	ITA	51:31.7	+2.4

Lap	Time	Rank	Gap	SPM	Lap	Time	Rank	Gap	SPM	Lap	Time	Rank	Gap	SPM	SPM	STC
0.5	6:27.0	(5)	+3.3	81.3	1	16:37.8	(2)	+0.5	80.4	1.5	23:33.6	(2)	+0.1	80.5		
						10:10.8					6:55.8				83.2	4275
2	33:55.1	(1)		82.6	2.5	40:52.3	(4)	+0.9	82.3	F	51:31.7	(5)	+2.4	88.5		
	10:21.5					6:57.2					10:39.4					



Legend:	----- Stroke Rate Average	+	Gap or time behind	F	Finish	SPM	Average strokes per minute
STC	Total strokes						

Official Timekeeping by OMEGA

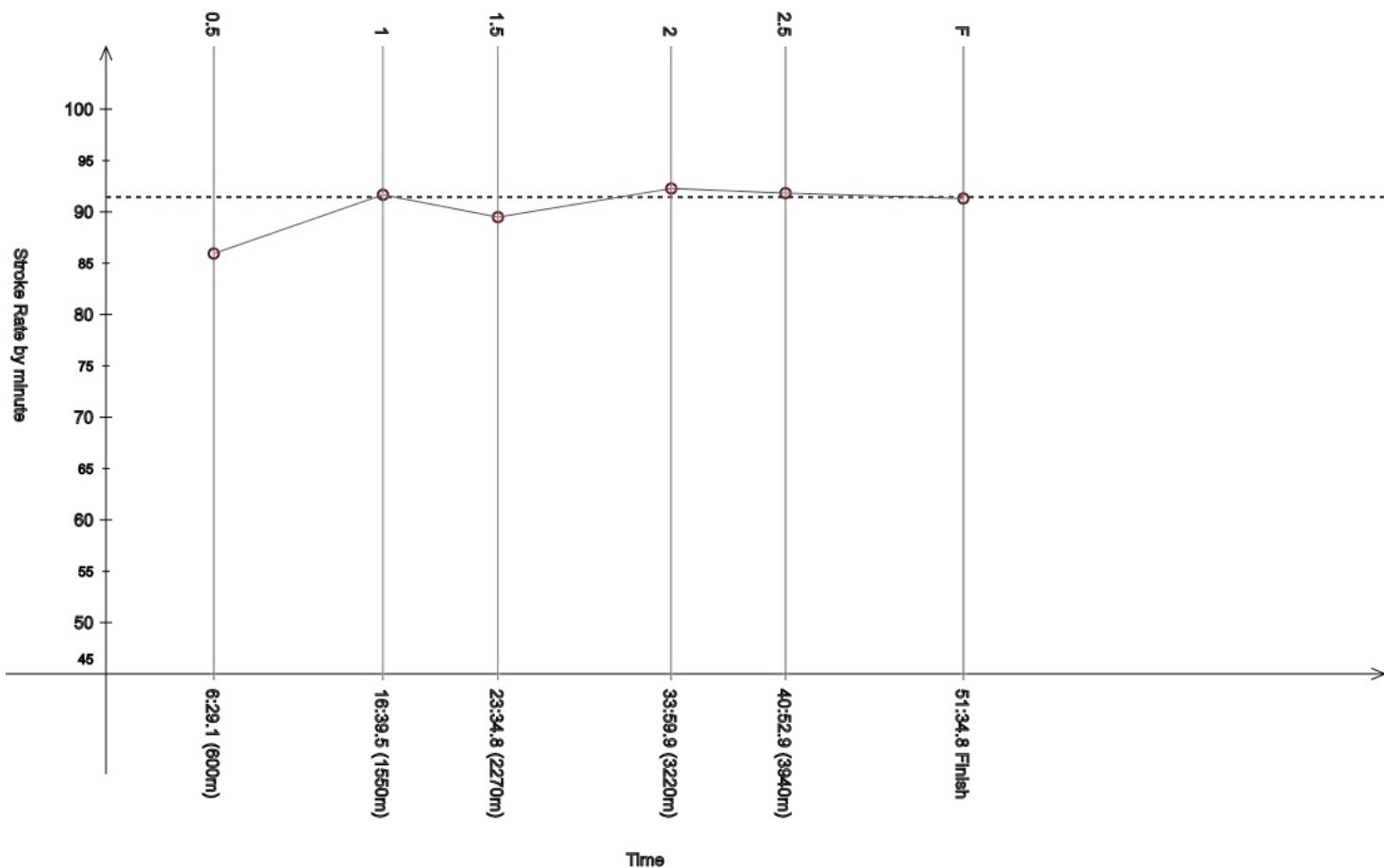
Event 104
7 FEB 2024 - 13:00

Men's 5km

Race Analysis

Rank	Bib	Name	NAT Code			Finish Time			Gap
6	130	BETLEHEM David	HUN			51:34.8			+5.5

Lap	Time	Rank	Gap	SPM	Lap	Time	Rank	Gap	SPM	Lap	Time	Rank	Gap	SPM	SPM	STC
0.5	6:29.1	(7)	+5.4	85.9	1	16:39.5	(3)	+2.2	91.7	1.5	23:34.8	(4)	+1.3	89.5		
						10:10.4					6:55.3				91.4	4709
2	33:59.9	(7)	+4.8	92.3	2.5	40:52.9	(=5)	+1.5	91.8	F	51:34.8	(6)	+5.5	91.3		
	10:25.1					6:53.0					10:41.9					



Legend:	----- Stroke Rate Average	+	Gap or time behind	F	Finish	SPM	Average strokes per minute
STC	Total strokes						

Official Timekeeping by OMEGA

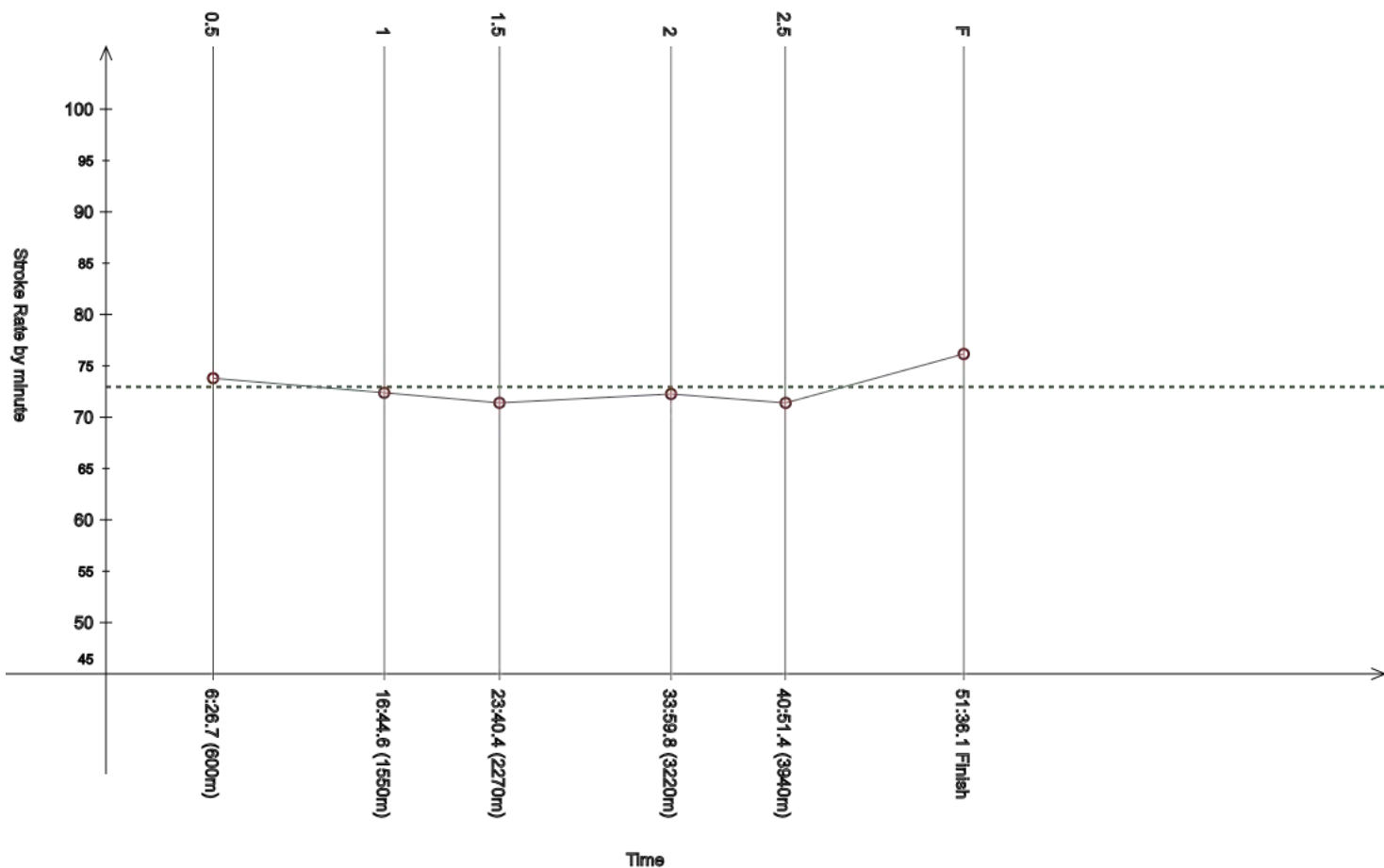
Event 104
7 FEB 2024 - 13:00

Men's 5km

Race Analysis

Rank	Bib	Name	NAT Code	Finish Time	Gap
7	108	KYNIGAKIS Athanasios	GRE	51:36.1	+6.8

Lap	Time	Rank	Gap	SPM	Lap	Time	Rank	Gap	SPM	Lap	Time	Rank	Gap	SPM	SPM	STC
0.5	6:26.7	(=3)	+3.0	73.8	1	16:44.6	(7)	+7.3	72.4	1.5	23:40.4	(10)	+6.9	71.4		
						10:17.9					6:55.8				73.0	3768
2	33:59.8	(6)	+4.7	72.3	2.5	40:51.4	(1)		71.4	F	51:36.1	(7)	+6.8	76.2		
	10:19.4					6:51.6					10:44.7					



Legend:	----- Stroke Rate Average	+	Gap or time behind	F	Finish	SPM	Average strokes per minute
STC	Total strokes						

Official Timekeeping by OMEGA

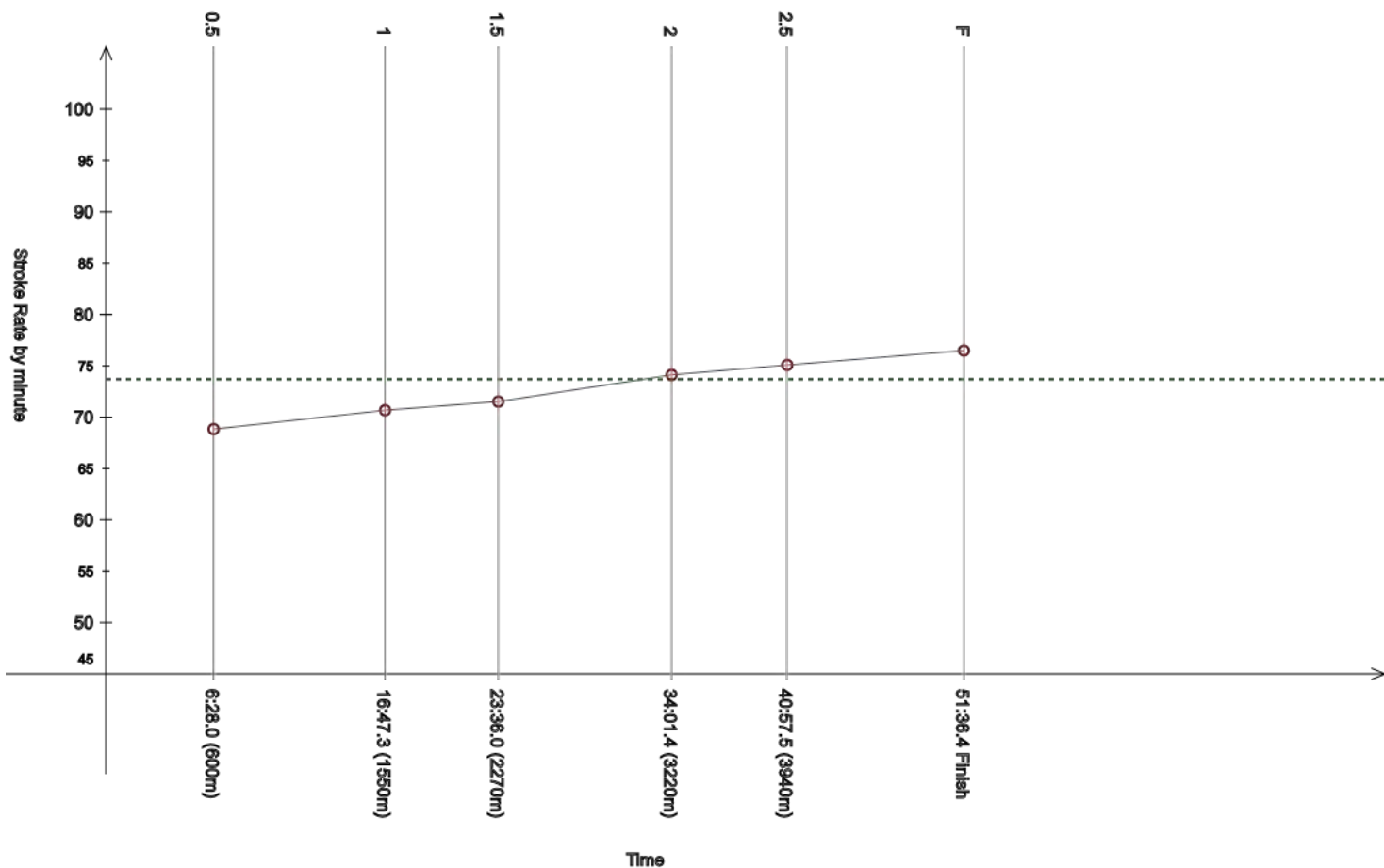
Event 104
7 FEB 2024 - 13:00

Men's 5km

Race Analysis

Rank	Bib	Name	NAT Code	Finish Time	Gap
8	167	KLEMET Oliver	GER	51:36.4	+7.1

Lap	Time	Rank	Gap	SPM	Lap	Time	Rank	Gap	SPM	Lap	Time	Rank	Gap	SPM	SPM	STC
0.5	6:28.0	(6)	+4.3	68.8	1	16:47.3	(9)	+10.0	70.7	1.5	23:36.0	(6)	+2.5	71.5		
						10:19.3					6:48.7				73.7	3838
2	34:01.4	(10)	+6.3	74.1	2.5	40:57.5	(=9)	+6.1	75.1	F	51:36.4	(8)	+7.1	76.5		
	10:25.4					6:56.1					10:38.9					



Legend:	-----	Stroke Rate Average	+	Gap or time behind	F	Finish	SPM	Average strokes per minute
STC		Total strokes						

Official Timekeeping by OMEGA

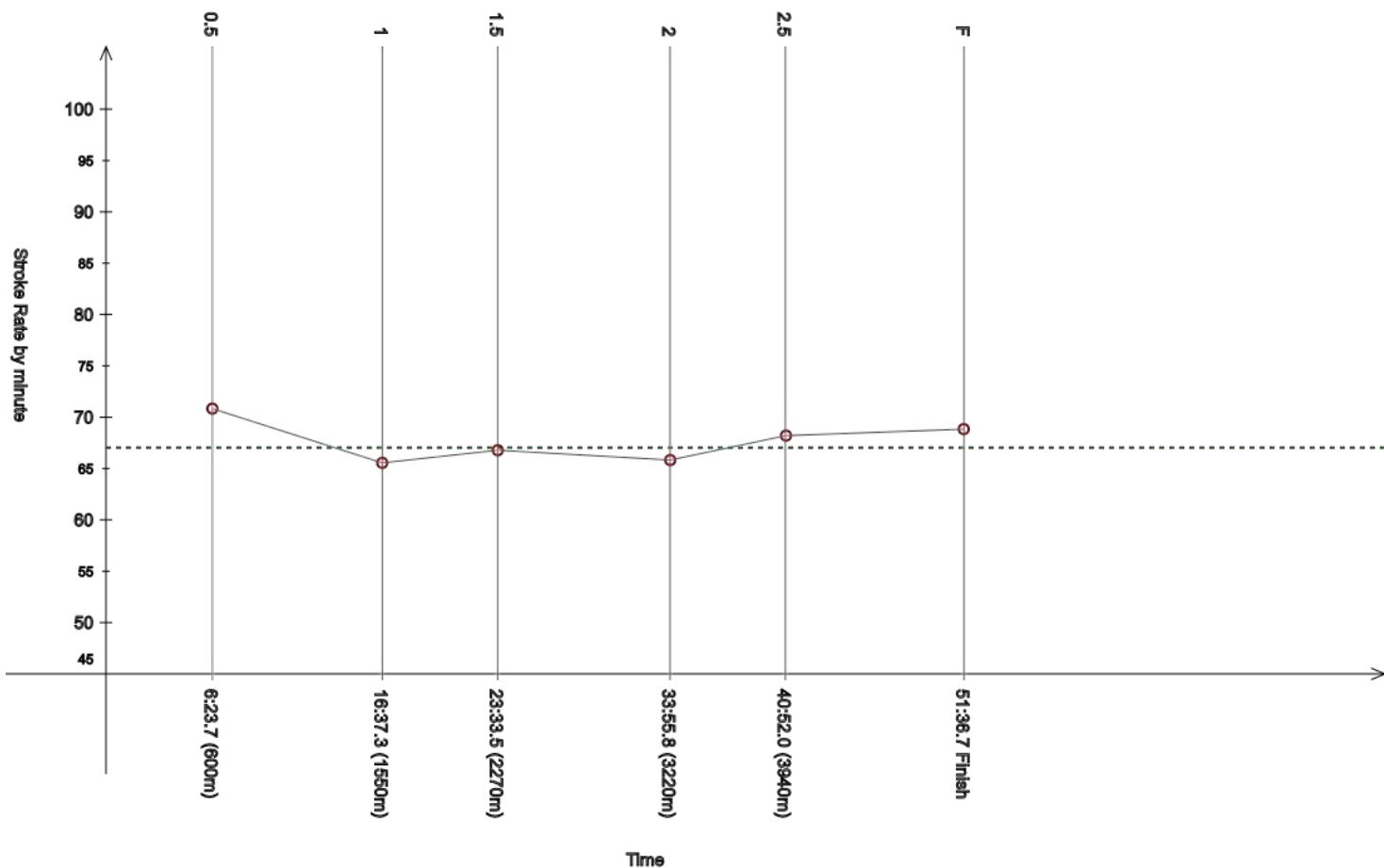
Event 104
7 FEB 2024 - 13:00

Men's 5km

Race Analysis

Rank	Bib	Name	NAT Code	Finish Time	Gap
9	103	WELLBROCK Florian	GER	51:36.7	+7.4

Lap	Time	Rank	Gap	SPM	Lap	Time	Rank	Gap	SPM	Lap	Time	Rank	Gap	SPM	SPM	STC
0.5	6:23.7	(=1)		70.8	1	16:37.3	(1)		65.6	1.5	23:33.5	(1)		66.8		
						10:13.6					6:56.2				67.0	3501
2	33:55.8	(2)	+0.7	65.8	2.5	40:52.0	(3)	+0.6	68.2	F	51:36.7	(9)	+7.4	68.8		
	10:22.3					6:56.2					10:44.7					



Legend:	----- Stroke Rate Average	+	Gap or time behind	F	Finish	SPM	Average strokes per minute
STC	Total strokes						

Official Timekeeping by OMEGA

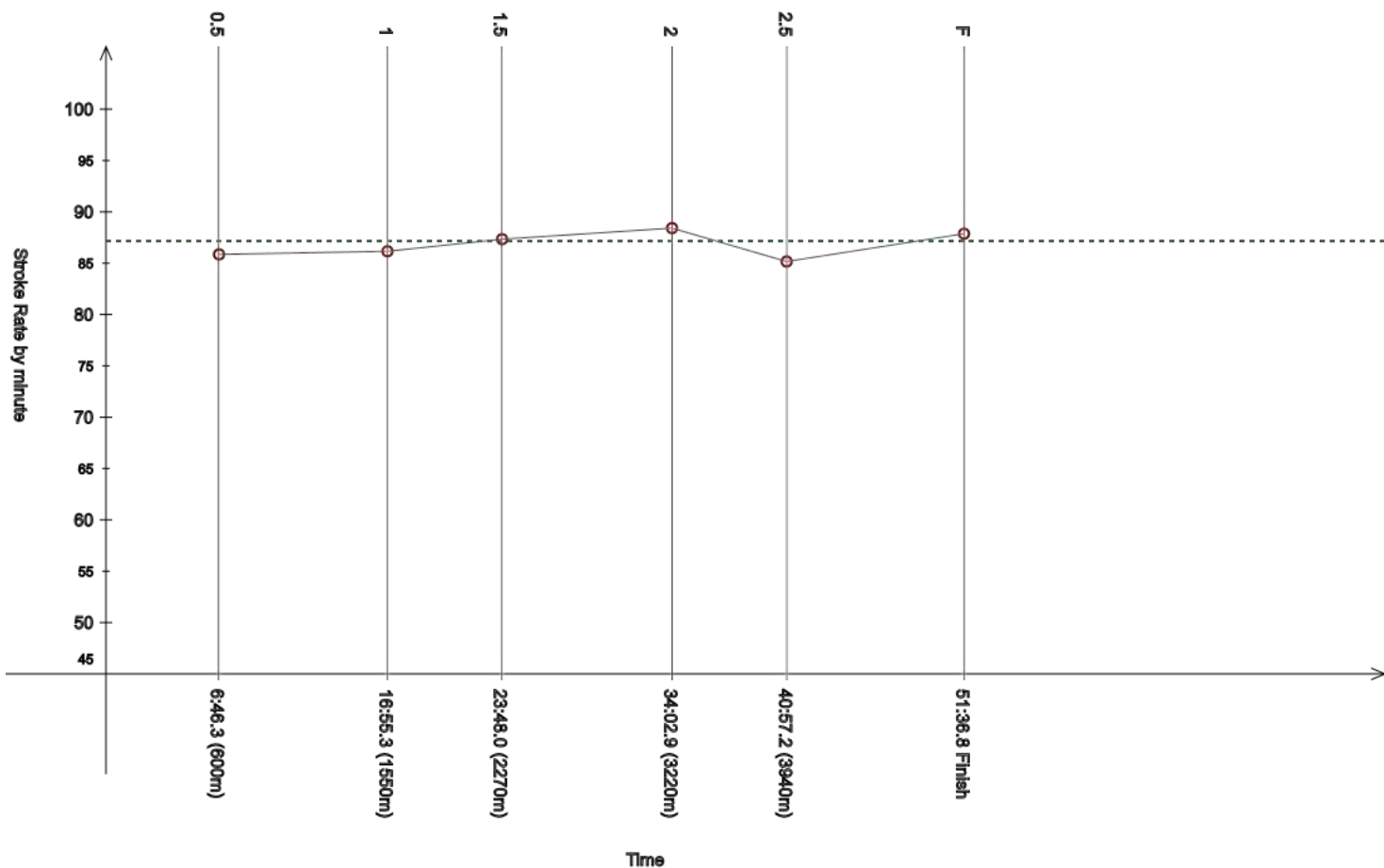
Event 104
7 FEB 2024 - 13:00

Men's 5km

Race Analysis

Rank	Bib	Name				NAT Code				Finish Time	Gap
10	171	STREHLKE DELGADO Paulo				MEX				51:36.8	+7.5

Lap	Time	Rank	Gap	SPM	Lap	Time	Rank	Gap	SPM	Lap	Time	Rank	Gap	SPM	SPM	STC
0.5	6:46.3	(=35)	+22.6	85.9	1	16:55.3	(18)	+18.0	86.2	1.5	23:48.0	(=14)	+14.5	87.3		
						10:09.0					6:52.7				87.2	4554
2	34:02.9	(=13)	+7.8	88.4	2.5	40:57.2	(8)	+5.8	85.2	F	51:36.8	(10)	+7.5	87.9		
	10:14.9					6:54.3					10:39.6					



Legend:	----- Stroke Rate Average	+	Gap or time behind	F	Finish	SPM	Average strokes per minute
STC	Total strokes						

Official Timekeeping by OMEGA

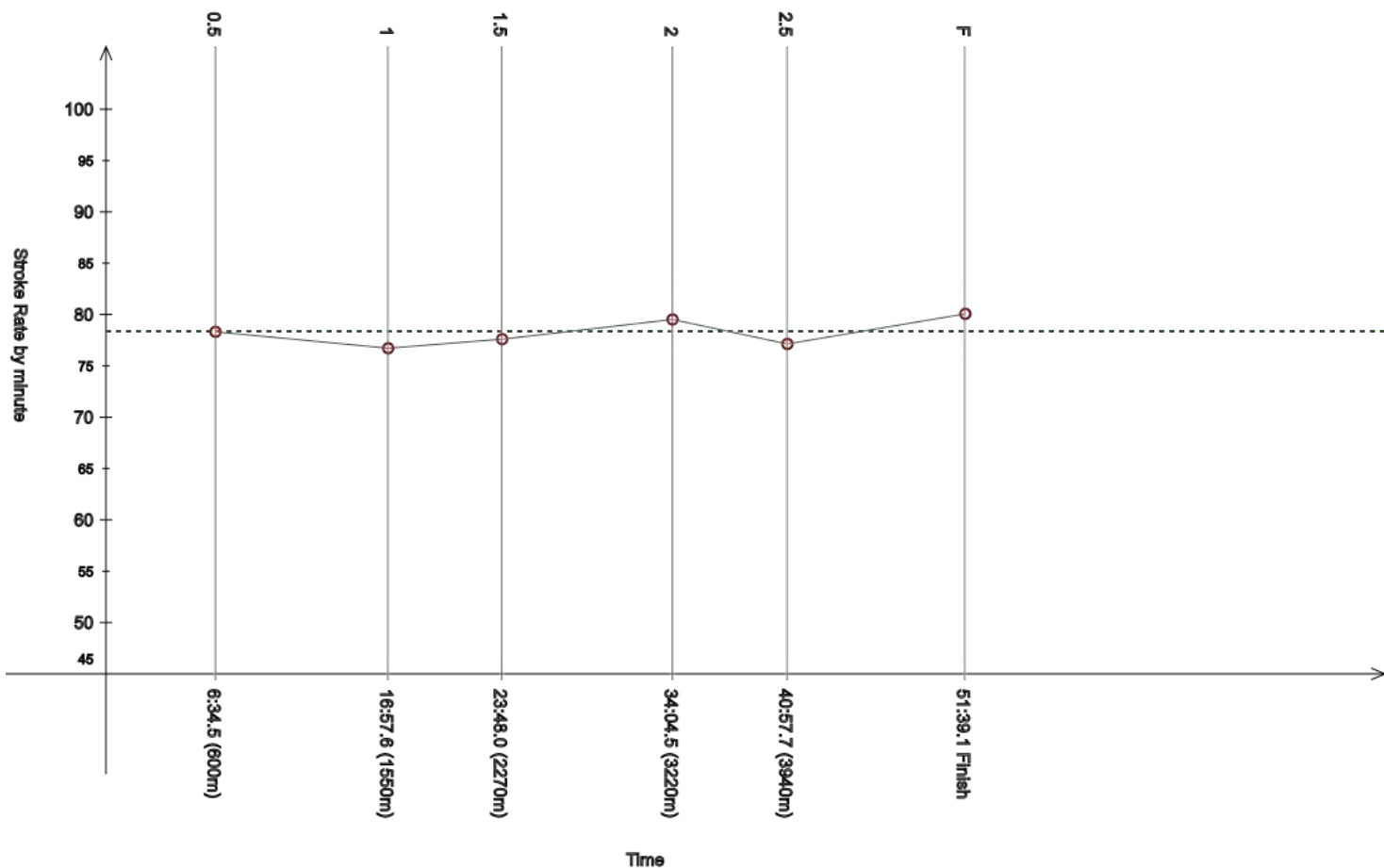
Event 104
7 FEB 2024 - 13:00

Men's 5km

Race Analysis

Rank	Bib	Name	NAT Code			Finish Time	Gap
11	118	HEDLIN Eric	CAN			51:39.1	+9.8

Lap	Time	Rank	Gap	SPM	Lap	Time	Rank	Gap	SPM	Lap	Time	Rank	Gap	SPM	SPM	STC
0.5	6:34.5	(19)	+10.8	78.3	1	16:57.6	(19)	+20.3	76.7	1.5	23:48.0	(=14)	+14.5	77.6		
						10:23.1					6:50.4				78.4	4058
2	34:04.5	(16)	+9.4	79.5	2.5	40:57.7	(12)	+6.3	77.1	F	51:39.1	(11)	+9.8	80.1		
	10:16.5					6:53.2					10:41.4					



Legend:	----- Stroke Rate Average	+	Gap or time behind	F	Finish	SPM	Average strokes per minute
STC	Total strokes						

Official Timekeeping by OMEGA

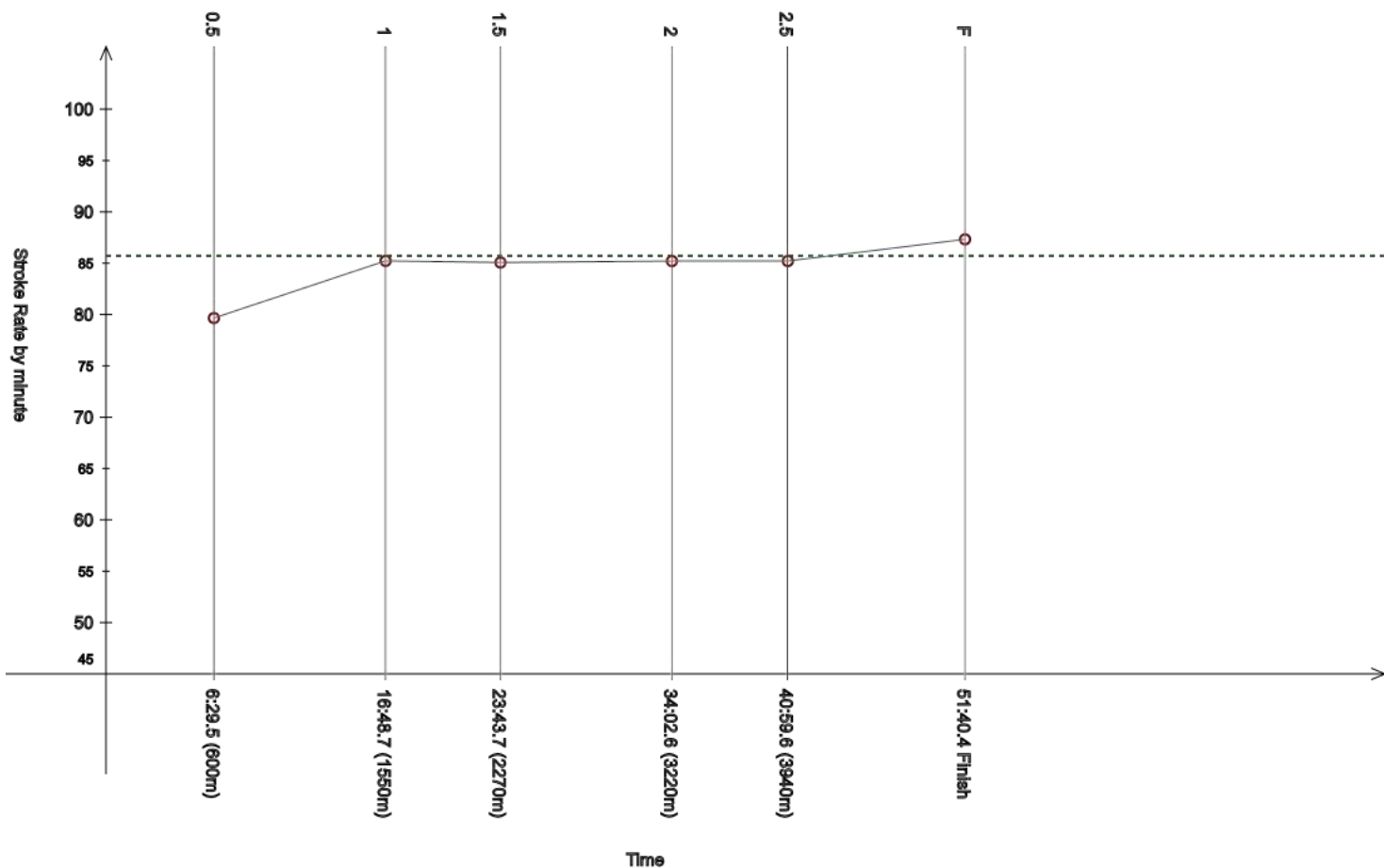
Event 104
7 FEB 2024 - 13:00

Men's 5km

Race Analysis

Rank	Bib	Name	NAT Code			Finish Time			Gap		
12	139	FARINANGO David	ECU			51:40.4			+11.1		

Lap	Time	Rank	Gap	SPM	Lap	Time	Rank	Gap	SPM	Lap	Time	Rank	Gap	SPM	SPM	STC
0.5	6:29.5	(9)	+5.8	79.7	1	16:48.7	(10)	+11.4	85.2	1.5	23:43.7	(11)	+10.2	85.1		
						10:19.2					6:55.0				85.7	4442
2	34:02.6	(12)	+7.5	85.2	2.5	40:59.6	(15)	+8.2	85.2	F	51:40.4	(12)	+11.1	87.3		
	10:18.9					6:57.0					10:40.8					



Legend:	----- Stroke Rate Average	+	Gap or time behind	F	Finish	SPM	Average strokes per minute
STC	Total strokes						

Official Timekeeping by OMEGA

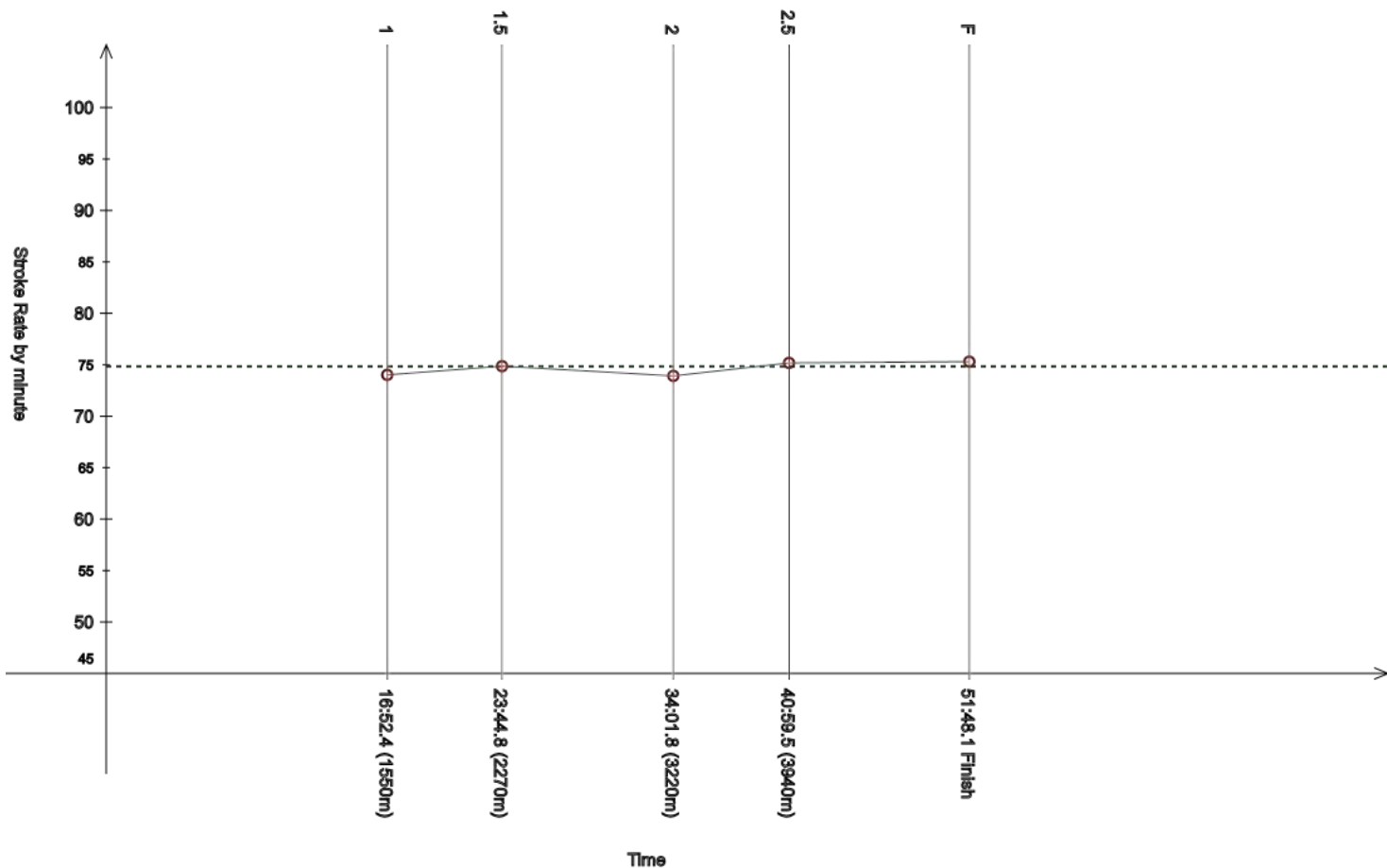
Event 104
7 FEB 2024 - 13:00

Men's 5km

Race Analysis

Rank	Bib	Name	NAT Code			Finish Time	Gap
13	129	CHO Cheng-Chi	TPE			51:48.1	+18.8

Lap	Time	Rank	Gap	SPM	Lap	Time	Rank	Gap	SPM	Lap	Time	Rank	Gap	SPM	SPM	STC
0.5	-	-	-	-	1	16:52.4	(15)	+15.1	74.0	1.5	23:44.8	(13)	+11.3	74.9		
											6:52.4				74.8	3916
2	34:01.8	(11)	+6.7	73.9	2.5	40:59.5	(14)	+8.1	75.2	F	51:48.1	(13)	+18.8	75.3		
	10:17.0					6:57.7					10:48.6					



Legend:	- Information not available	---- Stroke Rate Average	+ Gap or time behind	F Finish
SPM Average strokes per minute	STC Total strokes			

Official Timekeeping by OMEGA

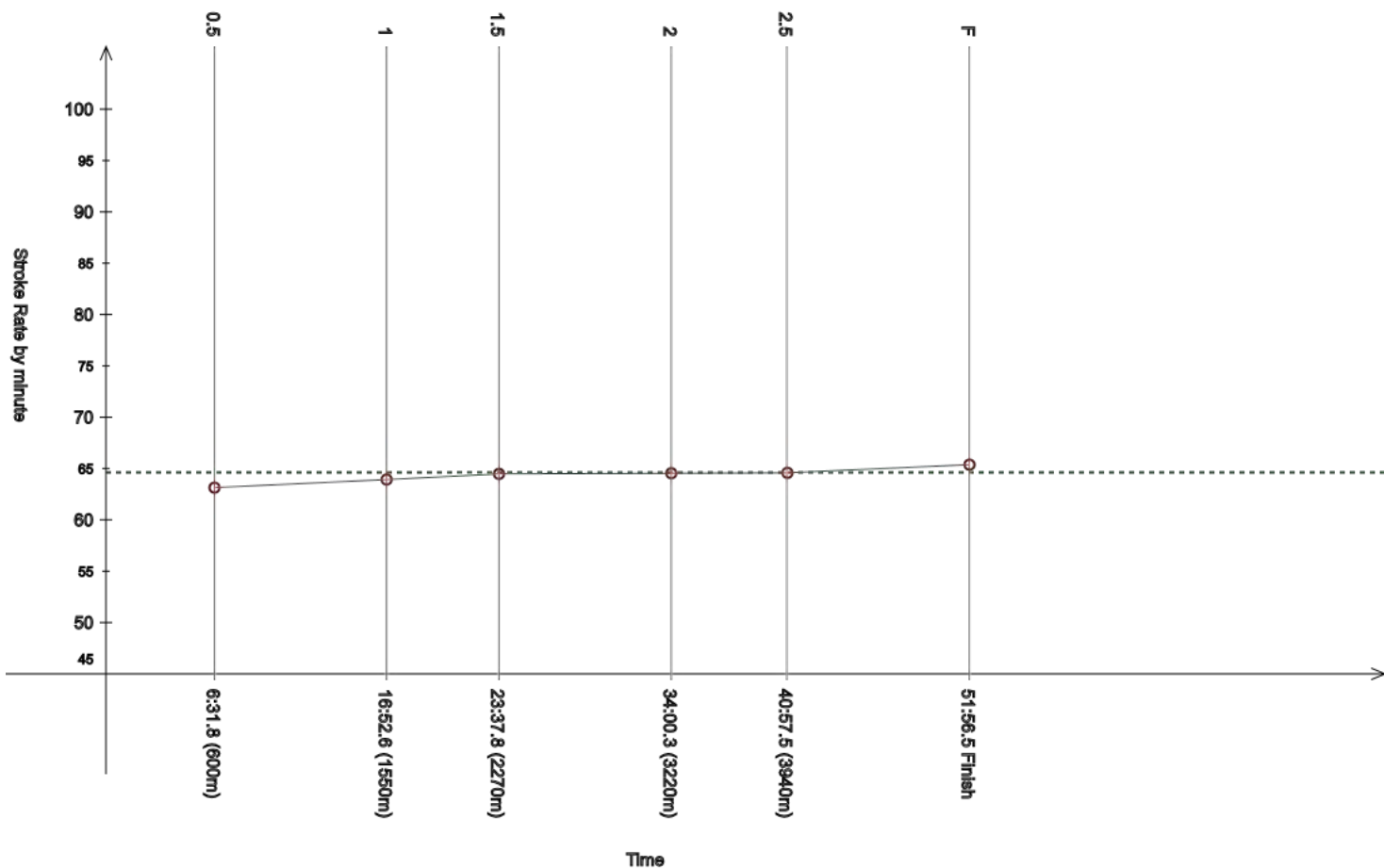
Event 104
7 FEB 2024 - 13:00

Men's 5km

Race Analysis

Rank	Bib	Name	NAT Code			Finish Time	Gap
14	155	WOZNIAK Piotr	POL			51:56.5	+27.2

Lap	Time	Rank	Gap	SPM	Lap	Time	Rank	Gap	SPM	Lap	Time	Rank	Gap	SPM	SPM	STC
0.5	6:31.8	(14)	+8.1	63.1	1	16:52.6	(16)	+15.3	63.9	1.5	23:37.8	(8)	+4.3	64.5		
						10:20.8					6:45.2				64.6	3370
2	34:00.3	(9)	+5.2	64.5	2.5	40:57.5	(=9)	+6.1	64.6	F	51:56.5	(14)	+27.2	65.4		
	10:22.5					6:57.2					10:59.0					



Legend:	-----	Stroke Rate Average	+	Gap or time behind	F	Finish	SPM	Average strokes per minute
	STC	Total strokes						

Official Timekeeping by OMEGA

Event 104

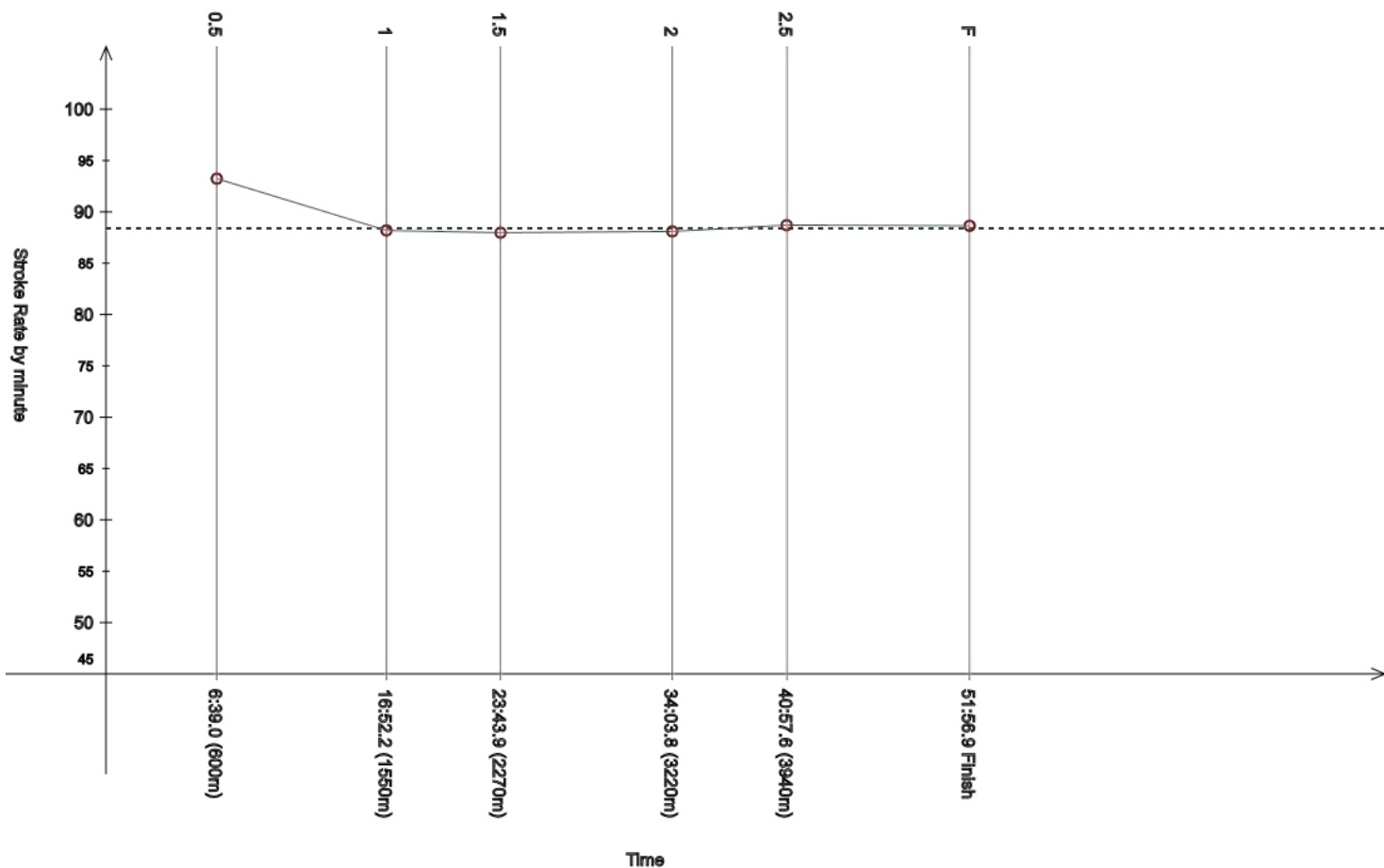
Men's 5km

7 FEB 2024 - 13:00

Race Analysis

Rank	Bib	Name	NAT Code	Finish Time	Gap
15	107	STRAKA Martin	CZE	51:56.9	+27.6

Lap	Time	Rank	Gap	SPM	Lap	Time	Rank	Gap	SPM	Lap	Time	Rank	Gap	SPM	SPM	STC
0.5	6:39.0	(25)	+15.3	93.2	1	16:52.2	(=13)	+14.9	88.2	1.5	23:43.9	(12)	+10.4	88.0		
						10:13.2					6:51.7				88.4	4596
2	34:03.8	(15)	+8.7	88.1	2.5	40:57.6	(11)	+6.2	88.7	F	51:56.9	(15)	+27.6	88.6		
	10:19.9					6:53.8					10:59.3					



Legend:	-----	Stroke Rate Average	+	Gap or time behind	F	Finish	SPM	Average strokes per minute
STC		Total strokes						

Official Timekeeping by OMEGA

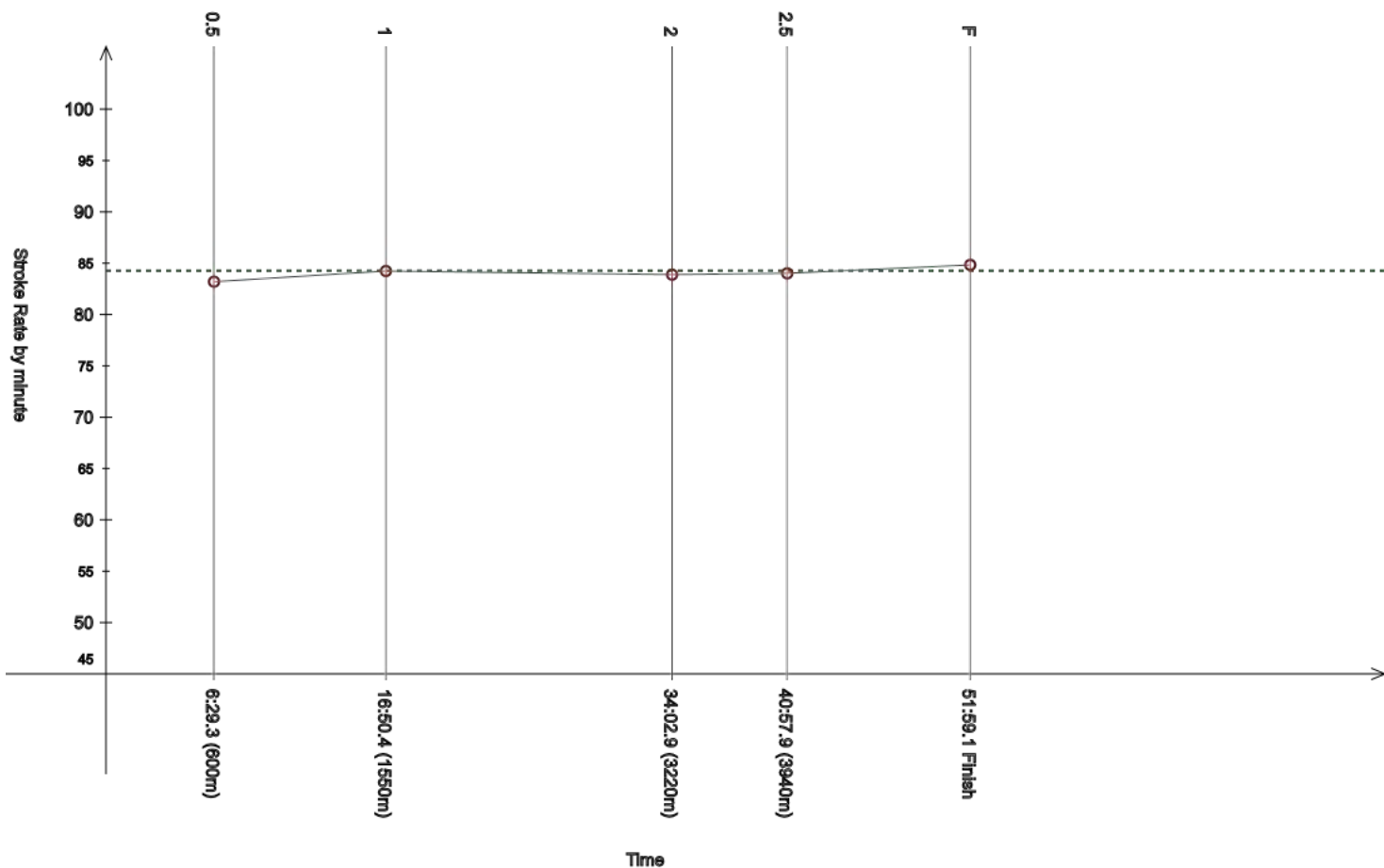
Event 104
7 FEB 2024 - 13:00

Men's 5km

Race Analysis

Rank	Bib	Name	NAT Code	Finish Time	Gap
16	111	THORPE Robert George	AUS	51:59.1	+29.8

Lap	Time	Rank	Gap	SPM	Lap	Time	Rank	Gap	SPM	Lap	Time	Rank	Gap	SPM	SPM	STC
0.5	6:29.3	(8)	+5.6	83.2	1	16:50.4	(11)	+13.1	84.2	1.5	-	-	-	-	-	-
						10:21.1					-	-	-	-	84.3	4417
2	34:02.9	(=13)	+7.8	83.9	2.5	40:57.9	(13)	+6.5	84.0	F	51:59.1	(16)	+29.8	84.8		
						6:55.0					11:01.2					



Legend:	- Information not available	---- Stroke Rate Average	+ Gap or time behind	F Finish
SPM	Average strokes per minute	STC	Total strokes	

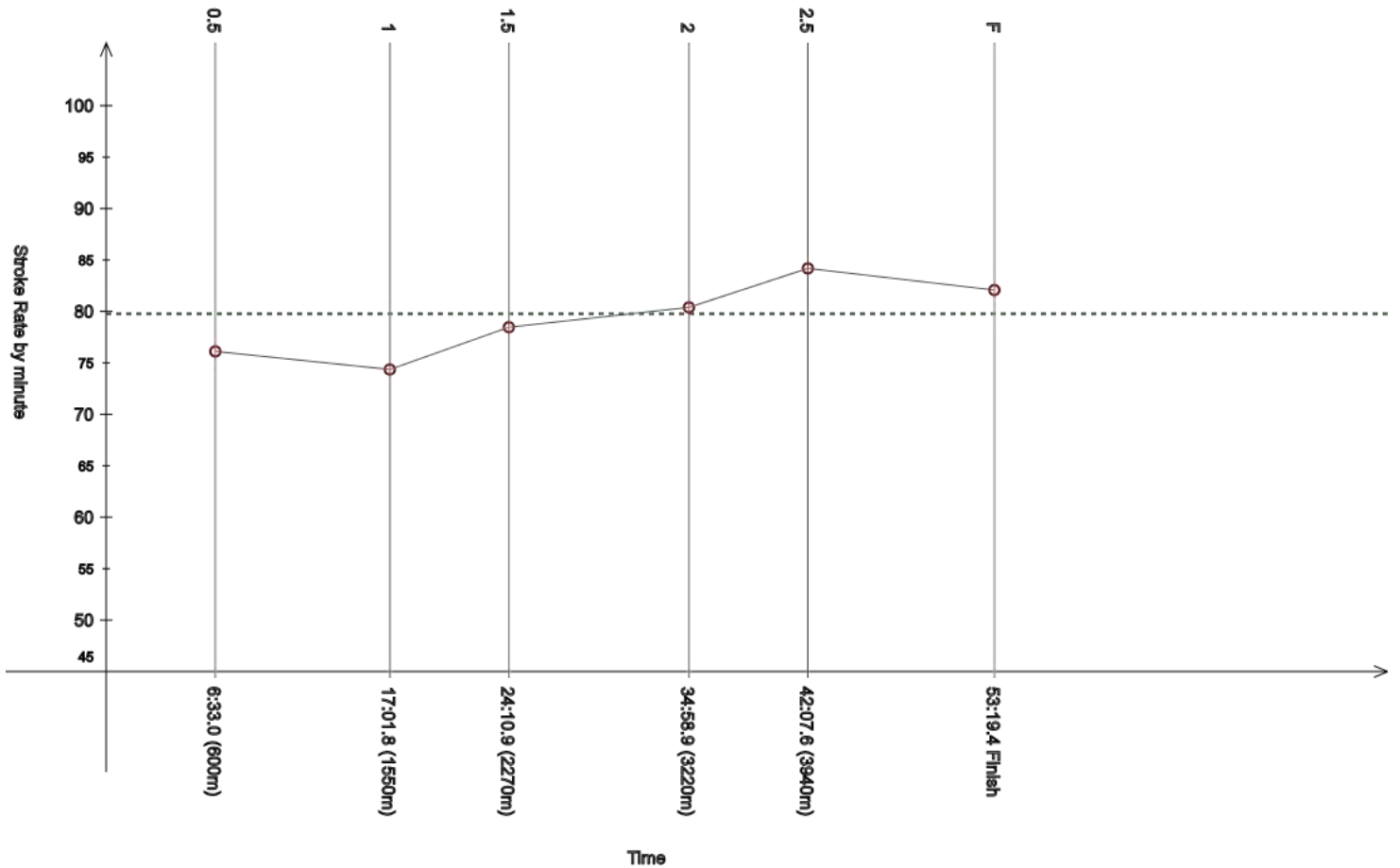
Official Timekeeping by OMEGA

Event 104
7 FEB 2024 - 13:00

Men's 5km

Race Analysis

Rank	Bib	Name				NAT Code				Finish Time	Gap					
17	127	CAMPOS Tiago				POR				53:19.4	+1:50.1					
Lap	Time	Rank	Gap	SPM	Lap	Time	Rank	Gap	SPM	Lap	Time	Rank	Gap	SPM	SPM	STC
0.5	6:33.0	(18)	+9.3	76.1	1	17:01.8	(23)	+24.5	74.4	1.5	24:10.9	(24)	+37.4	78.5		
						10:28.8					7:09.1				79.8	4232
2	34:58.9	(23)	++	80.4	2.5	42:07.6	(21)	++	84.2	F	53:19.4	(17)	++	82.1		
	10:48.0					7:08.7					11:11.8					



Legend:	---	Stroke Rate Average	+	Gap or time behind
	++	One minute or more behind in split time	F	Finish
	SPM	Average strokes per minute	STC	Total strokes

Official Timekeeping by OMEGA

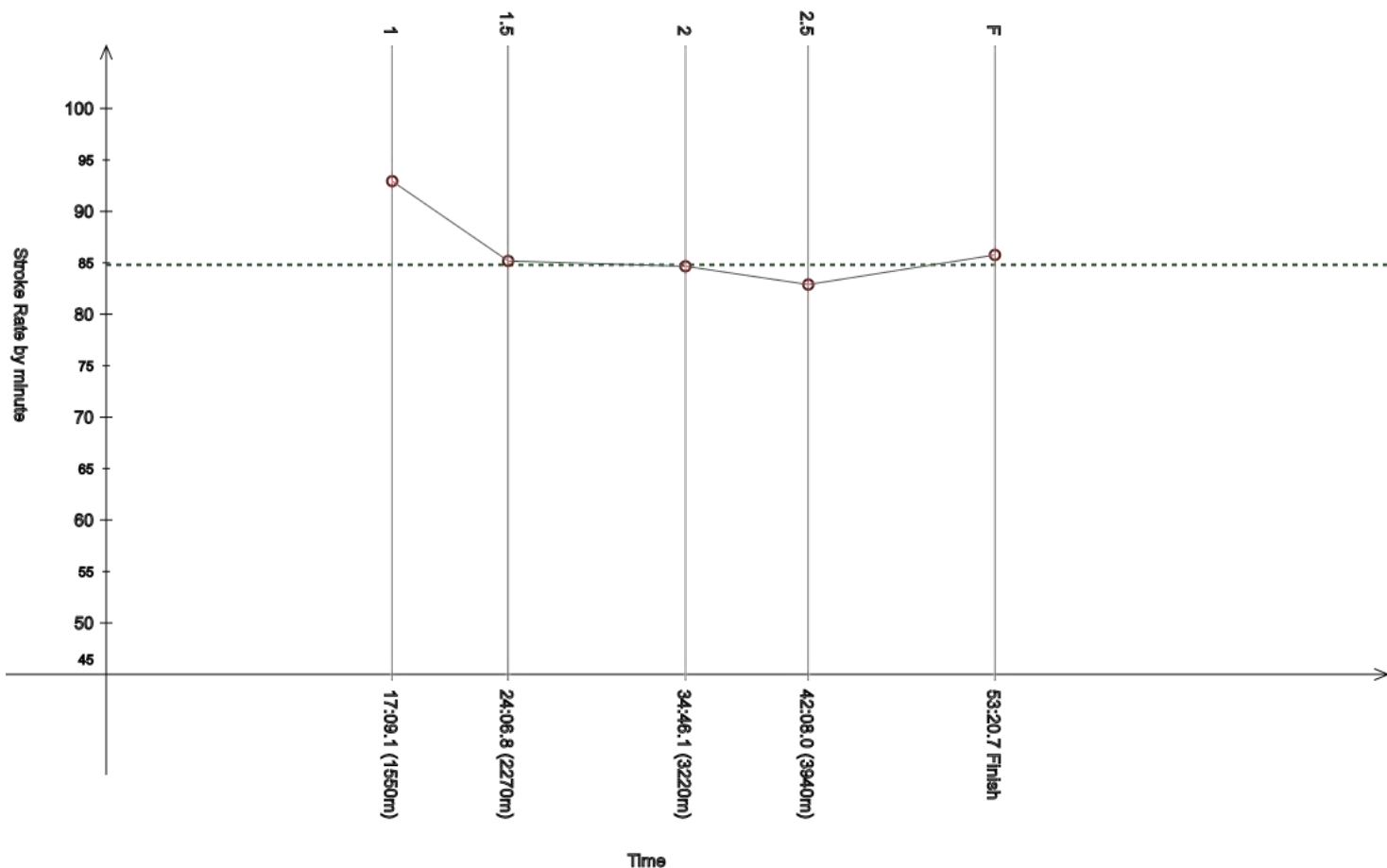
Event 104
7 FEB 2024 - 13:00

Men's 5km

Race Analysis

Rank	Bib	Name	NAT Code			Finish Time	Gap
18	116	ALBAYRAK Emir Batur	TUR			53:20.7	+1:51.4

Lap	Time	Rank	Gap	SPM	Lap	Time	Rank	Gap	SPM	Lap	Time	Rank	Gap	SPM	SPM	STC
0.5	-	-	-	-	1	17:09.1	(33)	+31.8	92.9	1.5	24:06.8	(22)	+33.3	85.2		
											6:57.7				84.8	4678
2	34:46.1	(22)	+51.0	84.7	2.5	42:08.0	(22)	++	82.9	F	53:20.7	(18)	++	85.8		
	10:39.3					7:21.9					11:12.7					



Legend:	- Information not available	---- Stroke Rate Average
	+ Gap or time behind	++ One minute or more behind in split time
	F Finish	SPM Average strokes per minute
	STC Total strokes	

Official Timekeeping by OMEGA

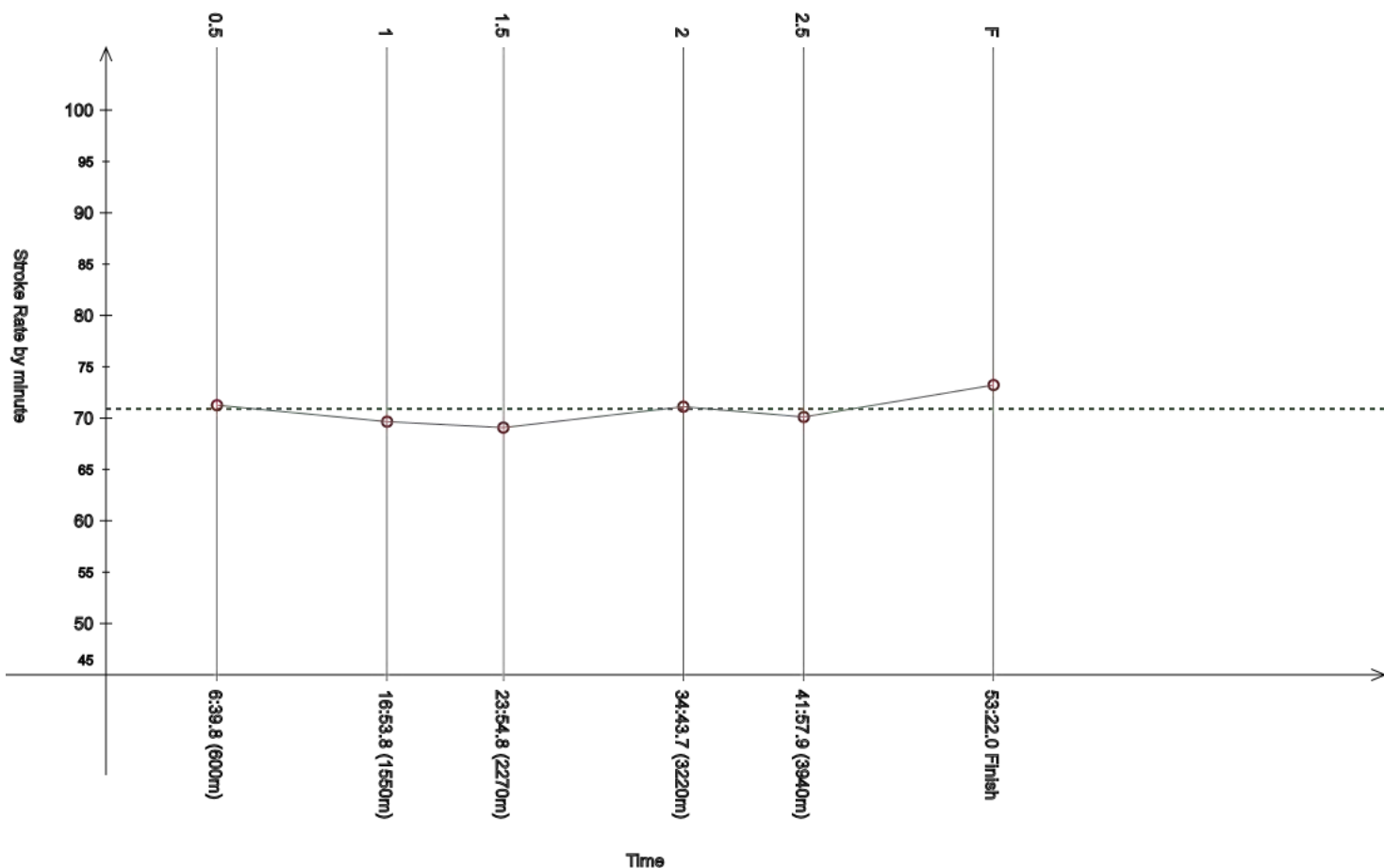
Event 104
7 FEB 2024 - 13:00

Men's 5km

Race Analysis

Rank	Bib	Name	NAT Code			Finish Time	Gap
19	161	SCHREIBER Christian	SUI			53:22.0	+1:52.7

Lap	Time	Rank	Gap	SPM	Lap	Time	Rank	Gap	SPM	Lap	Time	Rank	Gap	SPM	SPM	STC
0.5	6:39.8	(27)	+16.1	71.3	1	16:53.8	(17)	+16.5	69.7	1.5	23:54.8	(19)	+21.3	69.1		
						10:14.0					7:01.0				70.9	3779
2	34:43.7	(21)	+48.6	71.1	2.5	41:57.9	(16)	++	70.1	F	53:22.0	(19)	++	73.2		
	10:48.9					7:14.2					11:24.1					



Legend:	---	Stroke Rate Average	+	Gap or time behind
	++	One minute or more behind in split time	F	Finish
	SPM	Average strokes per minute	STC	Total strokes

Official Timekeeping by OMEGA

Event 104

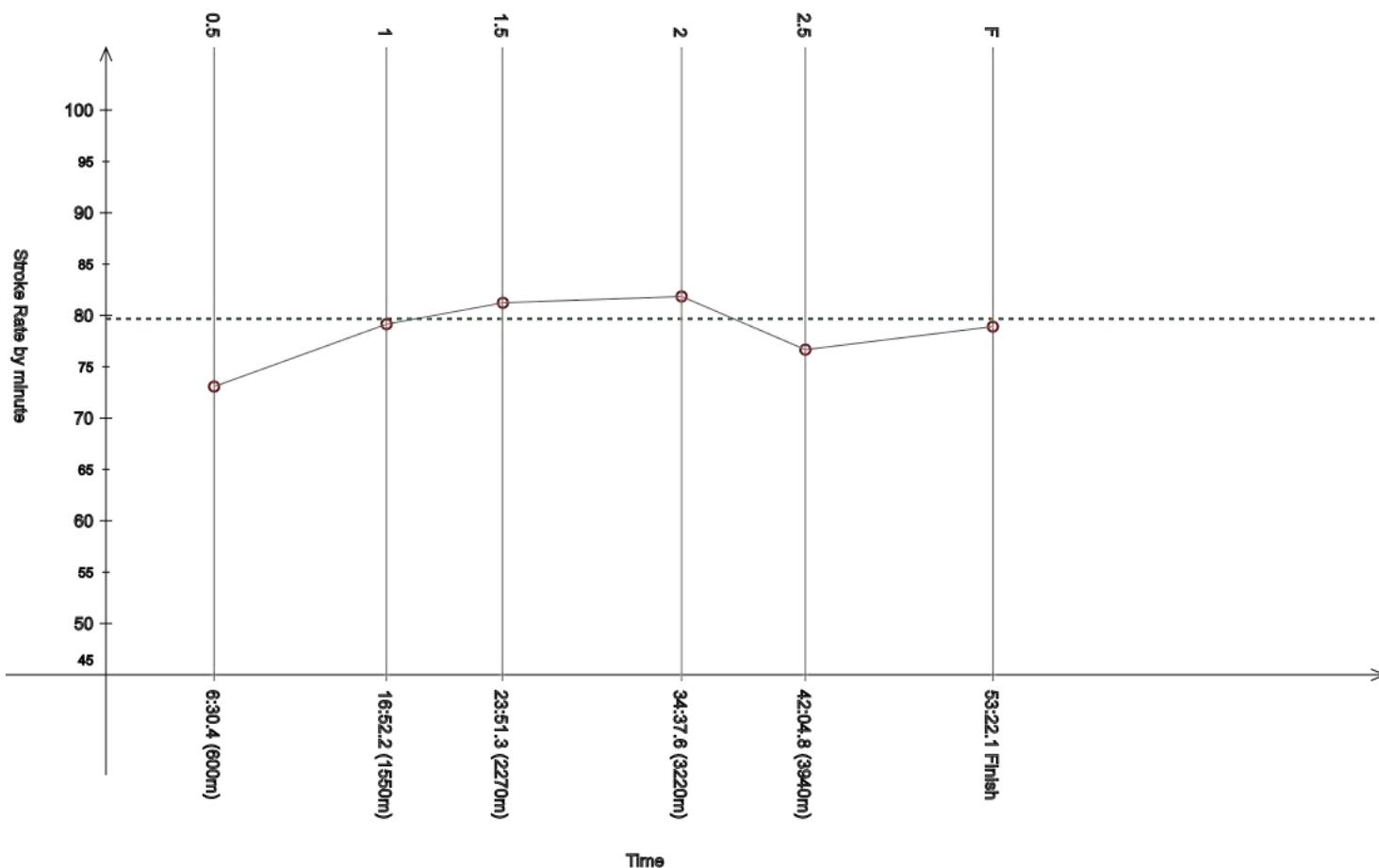
Men's 5km

7 FEB 2024 - 13:00

Race Analysis

Rank	Bib	Name	NAT Code	Finish Time	Gap
20	132	ENDERICA SALGADO Esteban	ECU	53:22.1	+1:52.8

Lap	Time	Rank	Gap	SPM	Lap	Time	Rank	Gap	SPM	Lap	Time	Rank	Gap	SPM	SPM	STC
0.5	6:30.4	(10)	+6.7	73.1	1	16:52.2	(=13)	+14.9	79.2	1.5	23:51.3	(16)	+17.8	81.2		
						10:21.8					6:59.1				79.7	4271
2	34:37.6	(17)	+42.5	81.9	2.5	42:04.8	(20)	++	76.7	F	53:22.1	(20)	++	78.9		
	10:46.3					7:27.2					11:17.3					



Legend:	
---	Stroke Rate Average
++	One minute or more behind in split time
SPM	Average strokes per minute
+	Gap or time behind
F	Finish
STC	Total strokes

Official Timekeeping by OMEGA

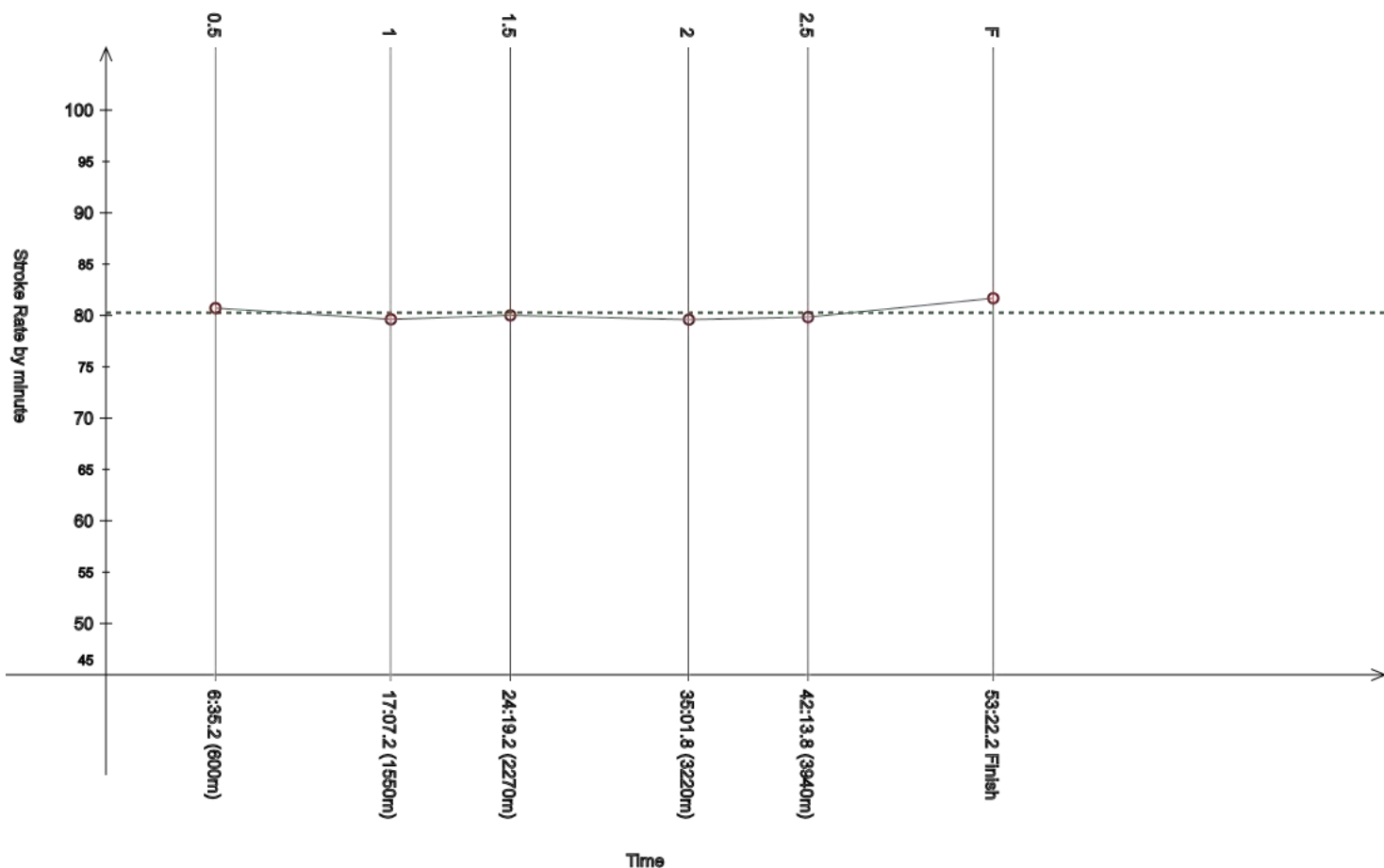
Event 104
7 FEB 2024 - 13:00

Men's 5km

Race Analysis

Rank	Bib	Name				NAT Code				Finish Time	Gap
21	149	PUJOL Guillem				ESP				53:22.2	+1:52.9

Lap	Time	Rank	Gap	SPM	Lap	Time	Rank	Gap	SPM	Lap	Time	Rank	Gap	SPM	SPM	STC
0.5	6:35.2	(21)	+11.5	80.7	1	17:07.2	(30)	+29.9	79.6	1.5	24:19.2	(=27)	+45.7	80.0		
						10:32.0					7:12.0				80.3	4300
2	35:01.8	(24)	++	79.6	2.5	42:13.8	(23)	++	79.8	F	53:22.2	(21)	++	81.7		
	10:42.6					7:12.0					11:08.4					



Legend:	---	Stroke Rate Average	+	Gap or time behind
	++	One minute or more behind in split time	F	Finish
	SPM	Average strokes per minute	STC	Total strokes

Official Timekeeping by OMEGA

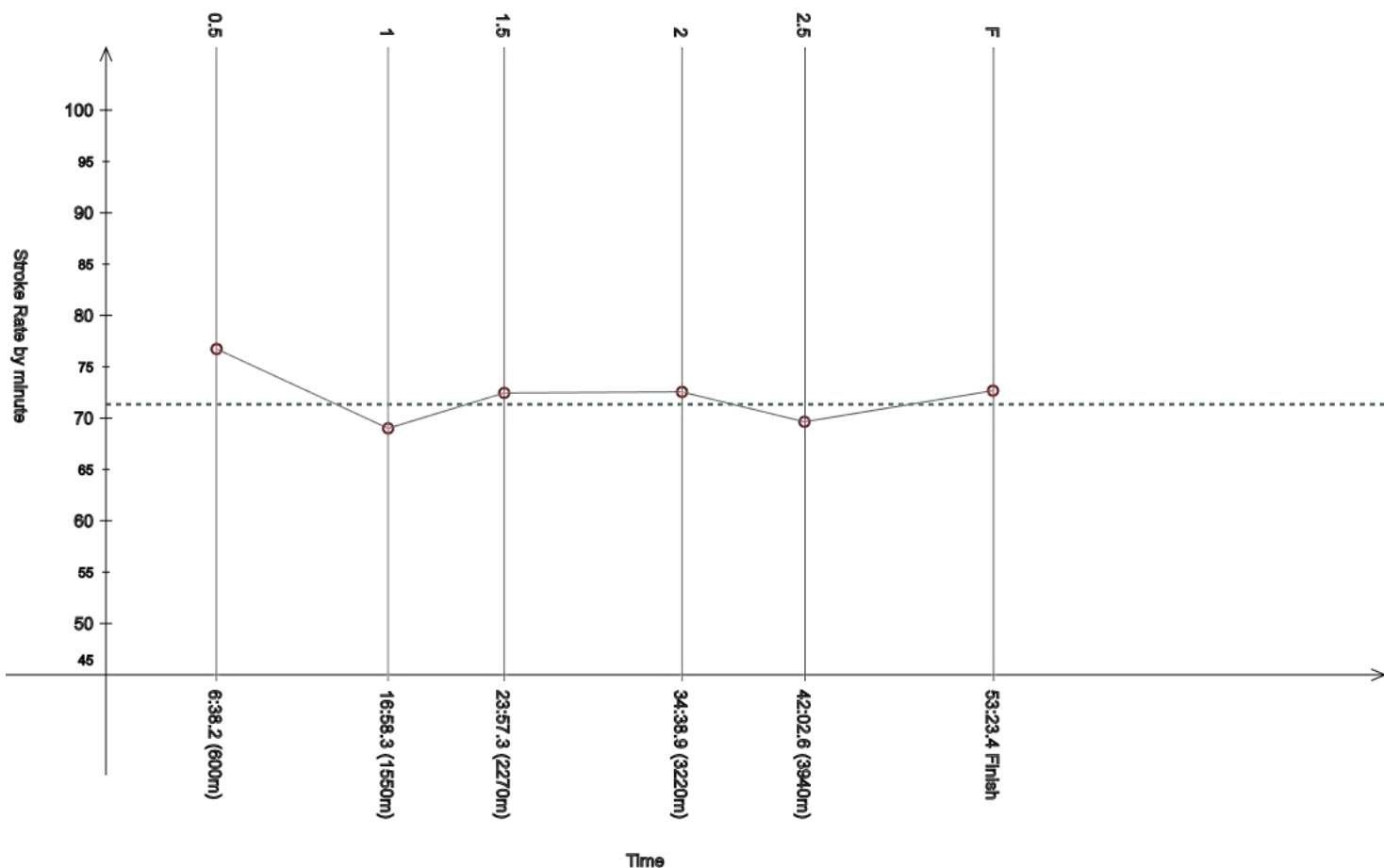
Event 104
7 FEB 2024 - 13:00

Men's 5km

Race Analysis

Rank	Bib	Name				NAT Code				Finish Time	Gap
22	119	VANHUYS Logan				BEL				53:23.4	+1:54.1

Lap	Time	Rank	Gap	SPM	Lap	Time	Rank	Gap	SPM	Lap	Time	Rank	Gap	SPM	SPM	STC
0.5	6:38.2	(23)	+14.5	76.7	1	16:58.3	(21)	+21.0	69.0	1.5	23:57.3	(20)	+23.8	72.5		
						10:20.1					6:59.0				71.3	3801
2	34:38.9	(18)	+43.8	72.6	2.5	42:02.6	(18)	++	69.6	F	53:23.4	(22)	++	72.7		
	10:41.6					7:23.7					11:20.8					



Legend:	---	Stroke Rate Average	+	Gap or time behind
	++	One minute or more behind in split time	F	Finish
	SPM	Average strokes per minute	STC	Total strokes

Official Timekeeping by OMEGA

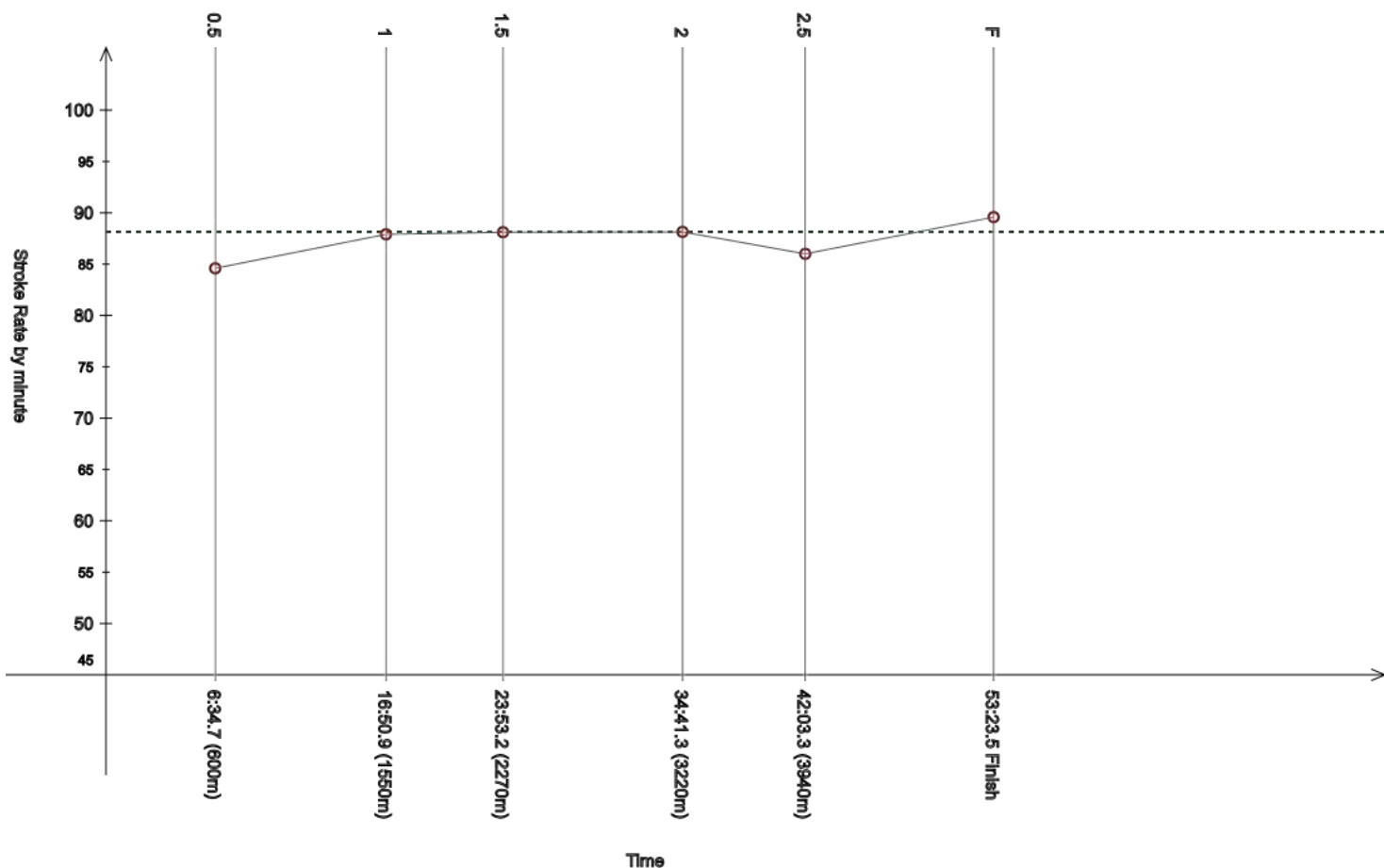
Event 104
7 FEB 2024 - 13:00

Men's 5km

Race Analysis

Rank	Bib	Name	NAT Code			Finish Time	Gap
23	125	ARMSTRONG Bailey	AUS			53:23.5	+1:54.2

Lap	Time	Rank	Gap	SPM	Lap	Time	Rank	Gap	SPM	Lap	Time	Rank	Gap	SPM	SPM	STC
0.5	6:34.7	(20)	+11.0	84.6	1	16:50.9	(12)	+13.6	87.9	1.5	23:53.2	(17)	+19.7	88.1		
						10:16.2					7:02.3				88.1	4705
2	34:41.3	(20)	+46.2	88.1	2.5	42:03.3	(19)	++	86.0	F	53:23.5	(23)	++	89.6		
	10:48.1					7:22.0					11:20.2					



Legend:	---	Stroke Rate Average	+	Gap or time behind
	++	One minute or more behind in split time	F	Finish
	SPM	Average strokes per minute	STC	Total strokes

Official Timekeeping by OMEGA

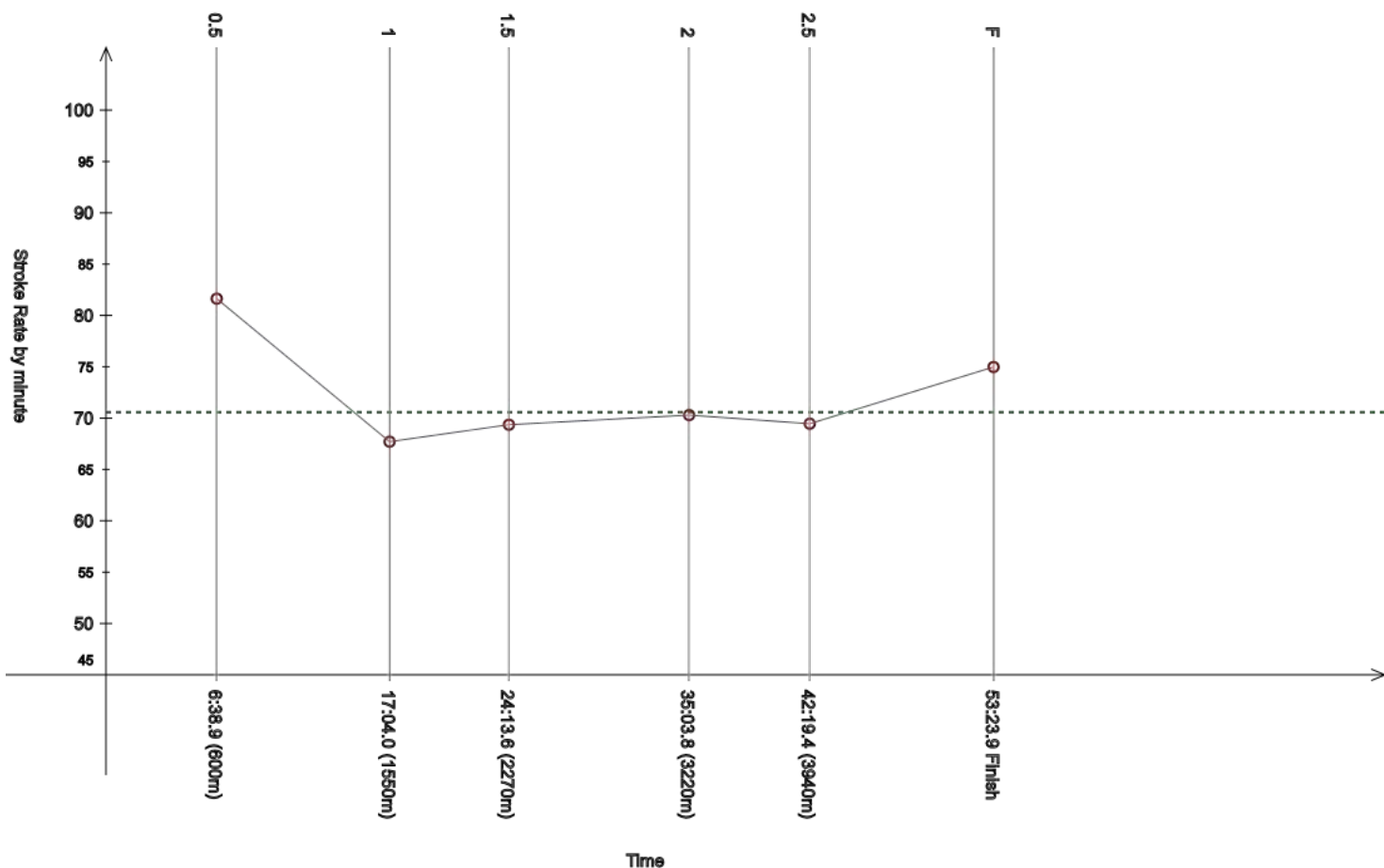
Event 104
7 FEB 2024 - 13:00

Men's 5km

Race Analysis

Rank	Bib	Name				NAT Code				Finish Time	Gap
24	165	BROWN Joshua				USA				53:23.9	+1:54.6

Lap	Time	Rank	Gap	SPM	Lap	Time	Rank	Gap	SPM	Lap	Time	Rank	Gap	SPM	SPM	STC
0.5	6:38.9	(24)	+15.2	81.6	1	17:04.0	(25)	+26.7	67.7	1.5	24:13.6	(26)	+40.1	69.4		
						10:25.1					7:09.6				70.6	3778
2	35:03.8	(25)	++	70.3	2.5	42:19.4	(25)	++	69.5	F	53:23.9	(24)	++	75.0		
	10:50.2					7:15.6					11:04.5					



Legend:	---	Stroke Rate Average	+	Gap or time behind
	++	One minute or more behind in split time	F	Finish
	SPM	Average strokes per minute	STC	Total strokes

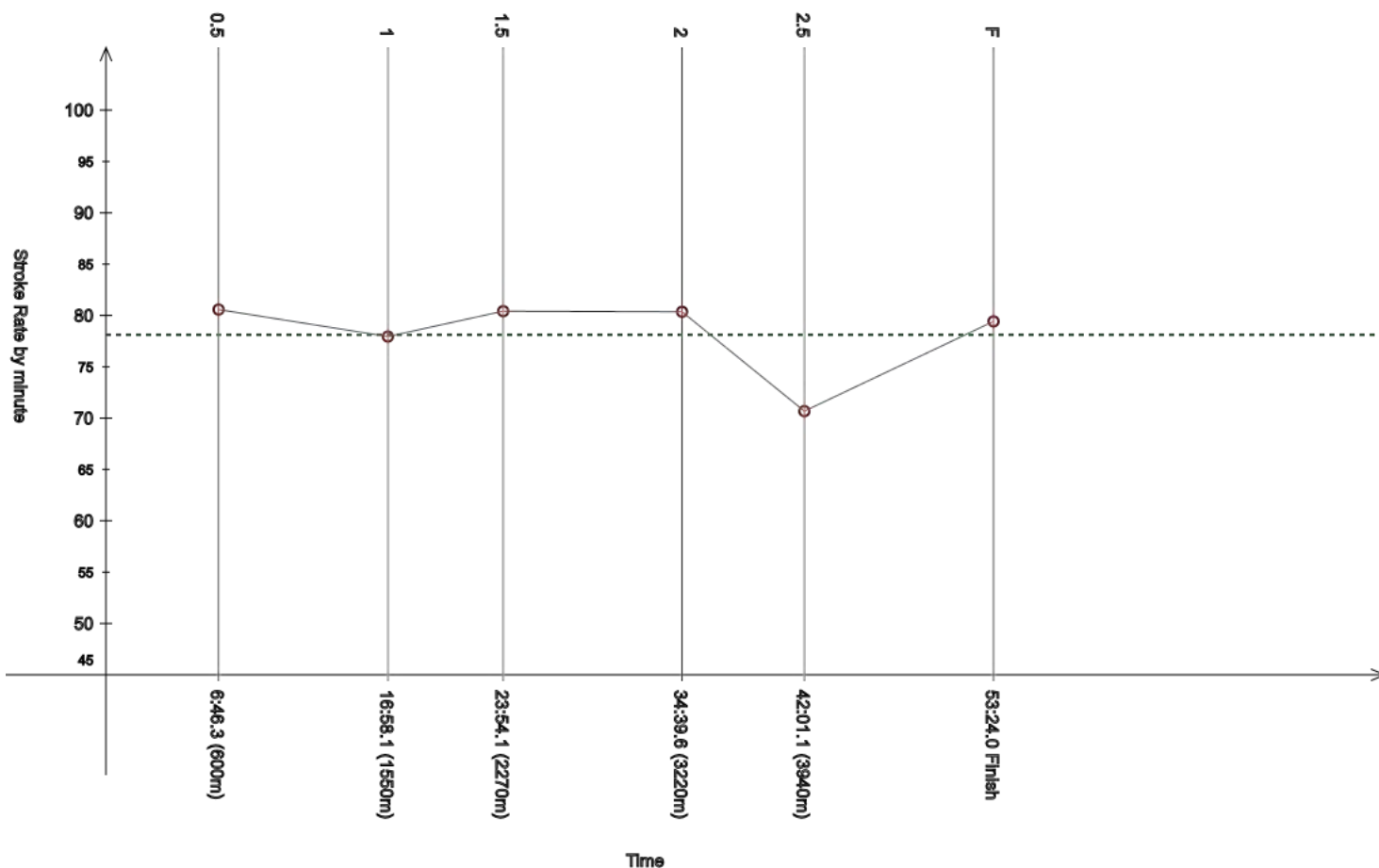
Official Timekeeping by OMEGA

Event 104
7 FEB 2024 - 13:00

Men's 5km

Race Analysis

Rank	Bib	Name				NAT Code				Finish Time	Gap					
25	117	HERCOG Jan				AUT				53:24.0	+1:54.7					
Lap	Time	Rank	Gap	SPM	Lap	Time	Rank	Gap	SPM	Lap	Time	Rank	Gap	SPM	SPM	STC
0.5	6:46.3	(=35)	+22.6	80.6	1	16:58.1	(20)	+20.8	78.0	1.5	23:54.1	(18)	+20.6	80.4		
						10:11.8					6:56.0				78.1	4191
2	34:39.6	(19)	+44.5	80.4	2.5	42:01.1	(17)	++	70.7	F	53:24.0	(25)	++	79.4		
	10:45.5					7:21.5					11:22.9					



Legend:	---	Stroke Rate Average	+	Gap or time behind
	++	One minute or more behind in split time	F	Finish
	SPM	Average strokes per minute	STC	Total strokes

Official Timekeeping by OMEGA

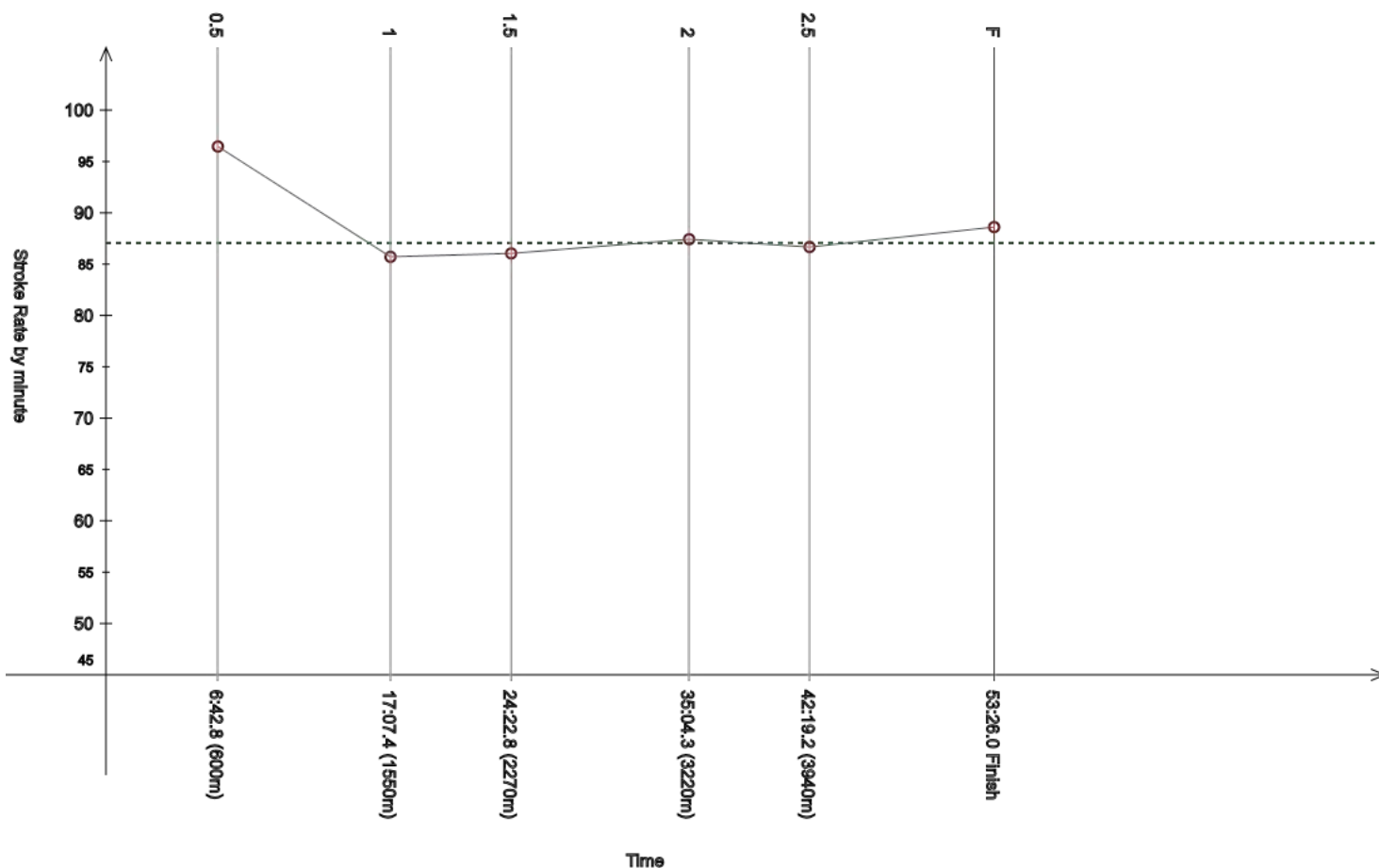
Event 104
7 FEB 2024 - 13:00

Men's 5km

Race Analysis

Rank	Bib	Name				NAT Code				Finish Time	Gap
26	137	CHERPANOV Lev				KAZ				53:26.0	+1:56.7

Lap	Time	Rank	Gap	SPM	Lap	Time	Rank	Gap	SPM	Lap	Time	Rank	Gap	SPM	SPM	STC
0.5	6:42.8	(29)	+19.1	96.5	1	17:07.4	(31)	+30.1	85.7	1.5	24:22.8	(32)	+49.3	86.0		
						10:24.6					7:15.4				87.1	4714
2	35:04.3	(=26)	++	87.4	2.5	42:19.2	(24)	++	86.7	F	53:26.0	(26)	++	88.6		
	10:41.5					7:14.9					11:06.8					



Legend:	---	Stroke Rate Average	+	Gap or time behind
	++	One minute or more behind in split time	F	Finish
	SPM	Average strokes per minute	STC	Total strokes

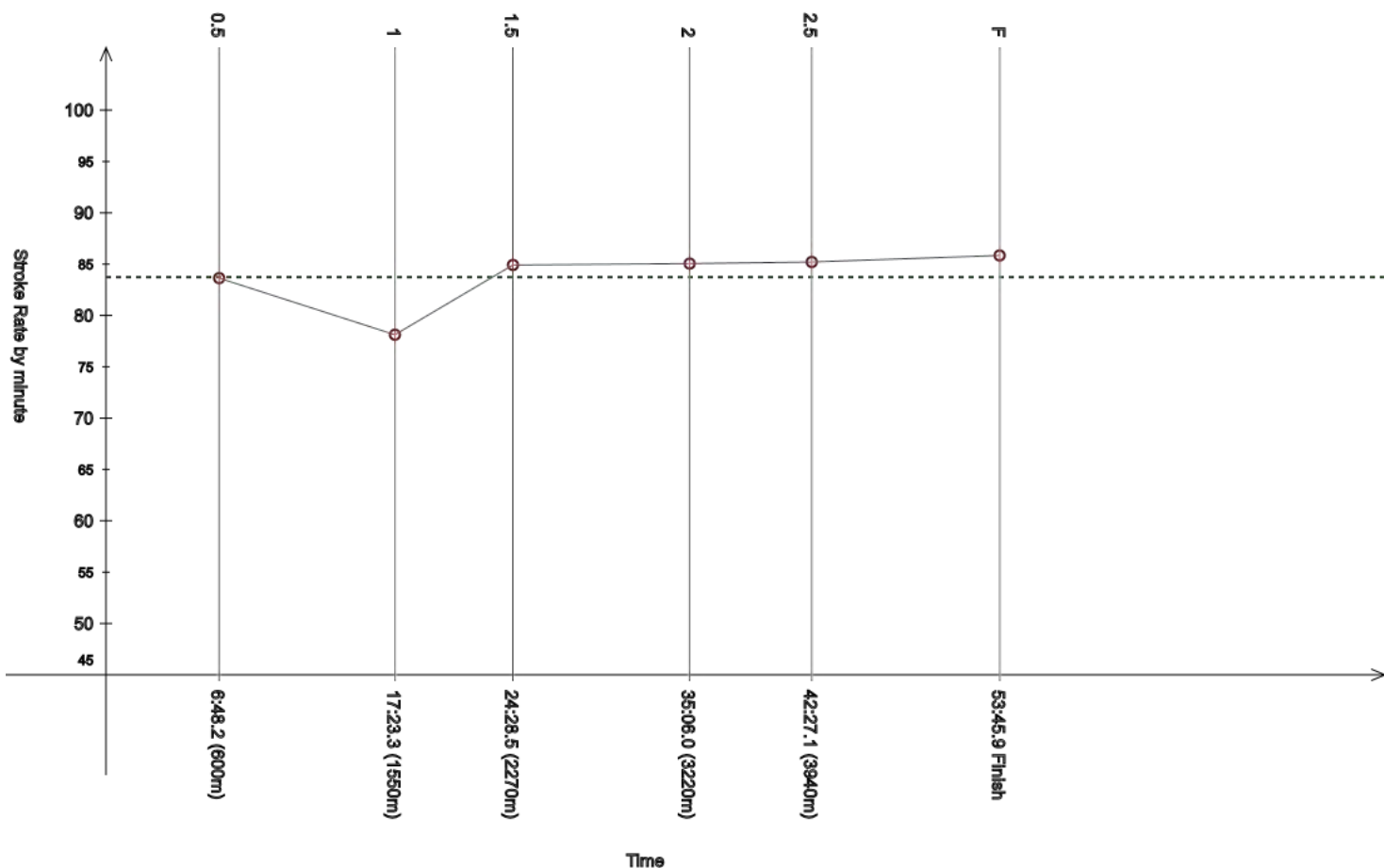
Official Timekeeping by OMEGA

Event 104
7 FEB 2024 - 13:00

Men's 5km

Race Analysis

Rank	Bib	Name				NAT Code				Finish Time	Gap					
27	133	PARK Jaehun				KOR				53:45.9	+2:16.6					
Lap	Time	Rank	Gap	SPM	Lap	Time	Rank	Gap	SPM	Lap	Time	Rank	Gap	SPM	SPM	STC
0.5	6:48.2	(=41)	+24.5	83.6	1	17:23.3	(37)	+46.0	78.1	1.5	24:28.5	(34)	+55.0	84.9		
						10:35.1					7:05.2				83.7	4529
2	35:06.0	(30)	++	85.1	2.5	42:27.1	(27)	++	85.2	F	53:45.9	(27)	++	85.8		
	10:37.5					7:21.1					11:18.8					



Legend:	----	Stroke Rate Average	+	Gap or time behind
	++	One minute or more behind in split time	F	Finish
	SPM	Average strokes per minute	STC	Total strokes

Official Timekeeping by OMEGA

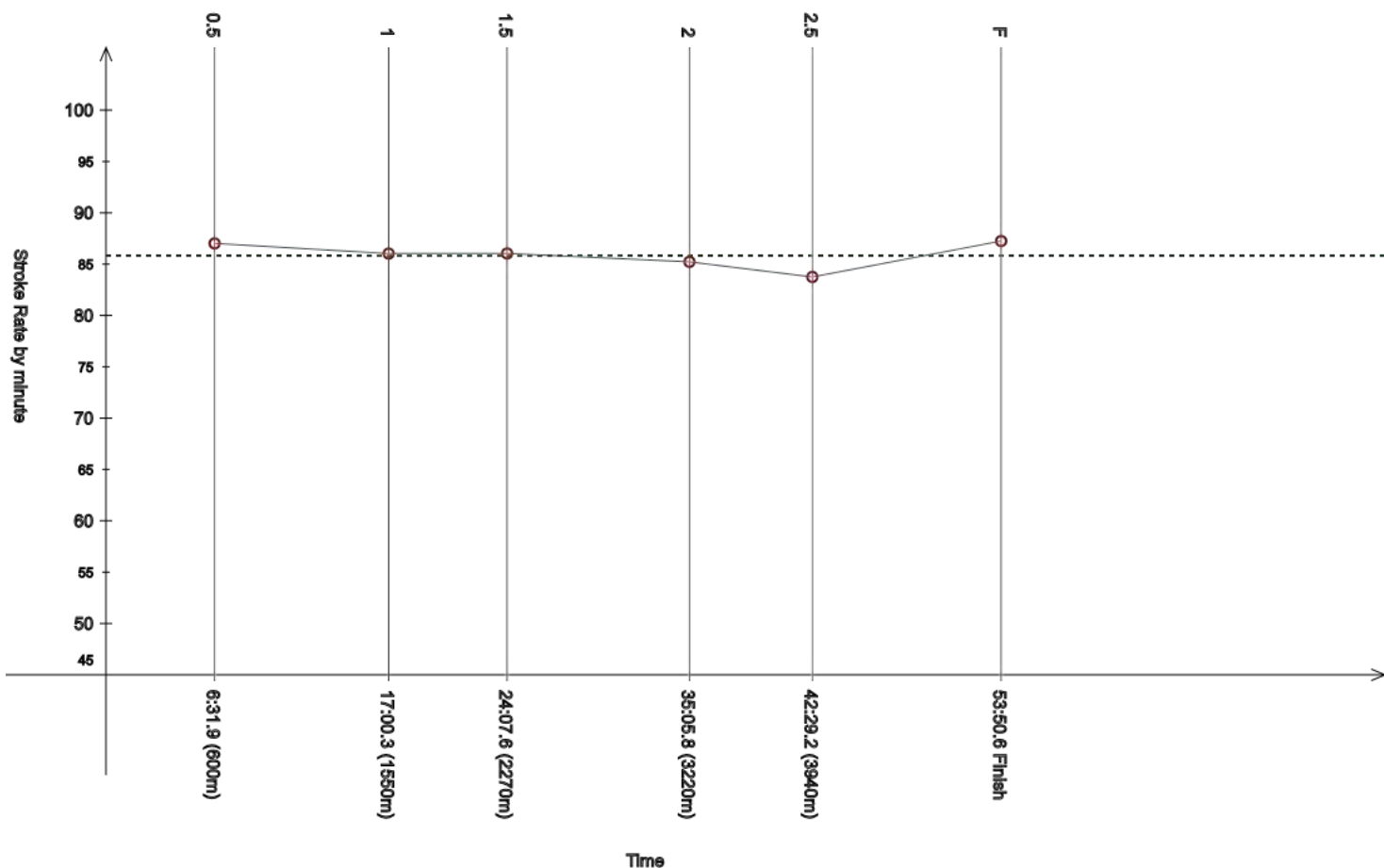
Event 104
7 FEB 2024 - 13:00

Men's 5km

Race Analysis

Rank	Bib	Name	NAT Code			Finish Time	Gap
28	113	DULIEU Diego	HON			53:50.6	+2:21.3

Lap	Time	Rank	Gap	SPM	Lap	Time	Rank	Gap	SPM	Lap	Time	Rank	Gap	SPM	SPM	STC
0.5	6:31.9	(15)	+8.2	87.0	1	17:00.3	(22)	+23.0	86.0	1.5	24:07.6	(23)	+34.1	86.0		
						10:28.4					7:07.3				85.8	4739
2	35:05.8	(29)	++	85.2	2.5	42:29.2	(28)	++	83.8	F	53:50.6	(28)	++	87.3		
	10:58.2					7:23.4					11:21.4					



Legend:	---	Stroke Rate Average	+	Gap or time behind
	++	One minute or more behind in split time	F	Finish
	SPM	Average strokes per minute	STC	Total strokes

Official Timekeeping by OMEGA

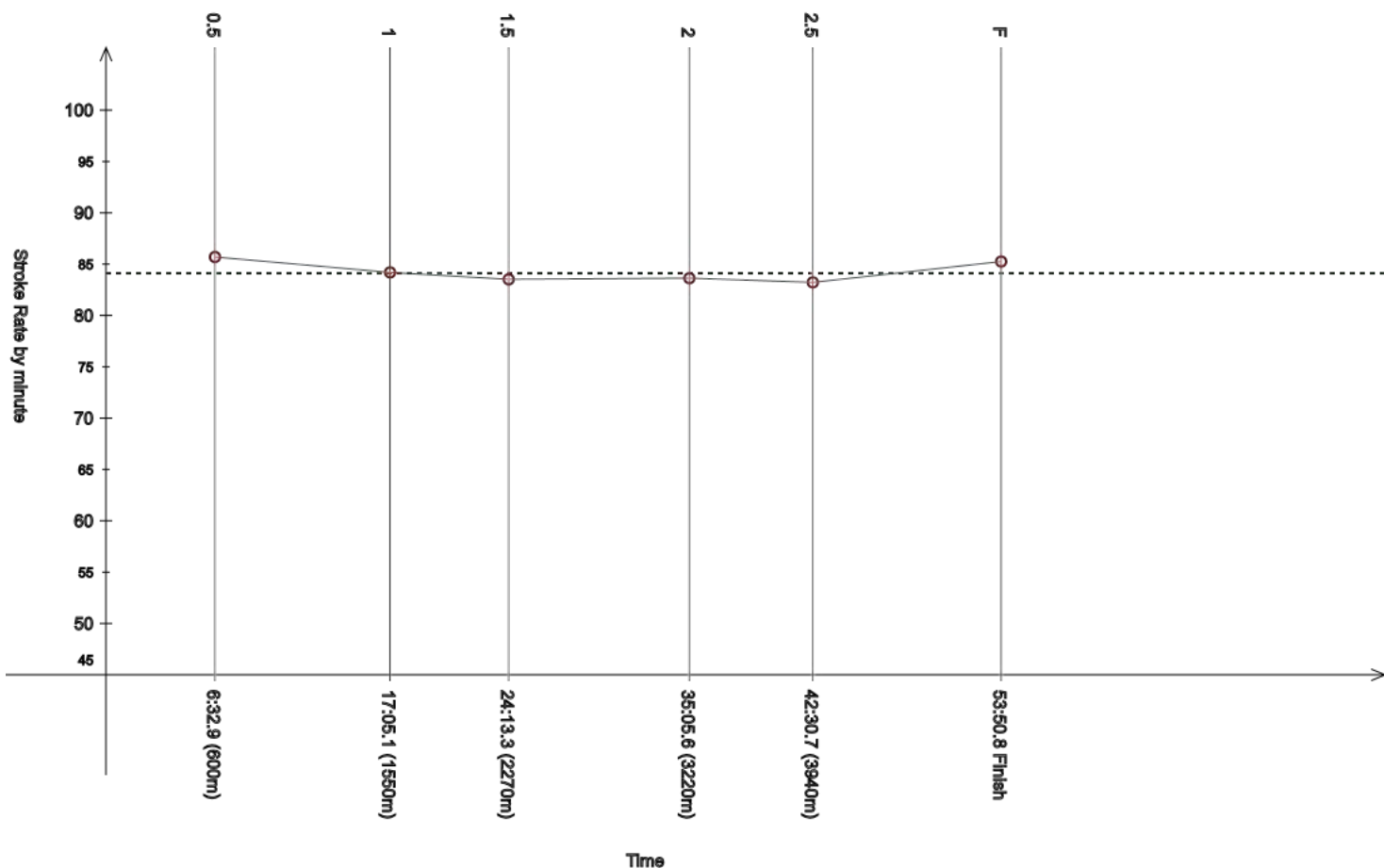
Event 104
7 FEB 2024 - 13:00

Men's 5km

Race Analysis

Rank	Bib	Name	NAT Code	Finish Time	Gap
29	123	FIGUEIRINHA Henrique	BRA	53:50.8	+2:21.5

Lap	Time	Rank	Gap	SPM	Lap	Time	Rank	Gap	SPM	Lap	Time	Rank	Gap	SPM	SPM	STC
0.5	6:32.9	(17)	+9.2	85.7	1	17:05.1	(26)	+27.8	84.2	1.5	24:13.3	(25)	+39.8	83.5		
						10:32.2					7:08.2				84.1	4660
2	35:05.6	(28)	++	83.6	2.5	42:30.7	(29)	++	83.2	F	53:50.8	(29)	++	85.3		
	10:52.3					7:25.1					11:20.1					



Legend:	---	Stroke Rate Average	+	Gap or time behind
	++	One minute or more behind in split time	F	Finish
	SPM	Average strokes per minute	STC	Total strokes

Official Timekeeping by OMEGA

Event 104

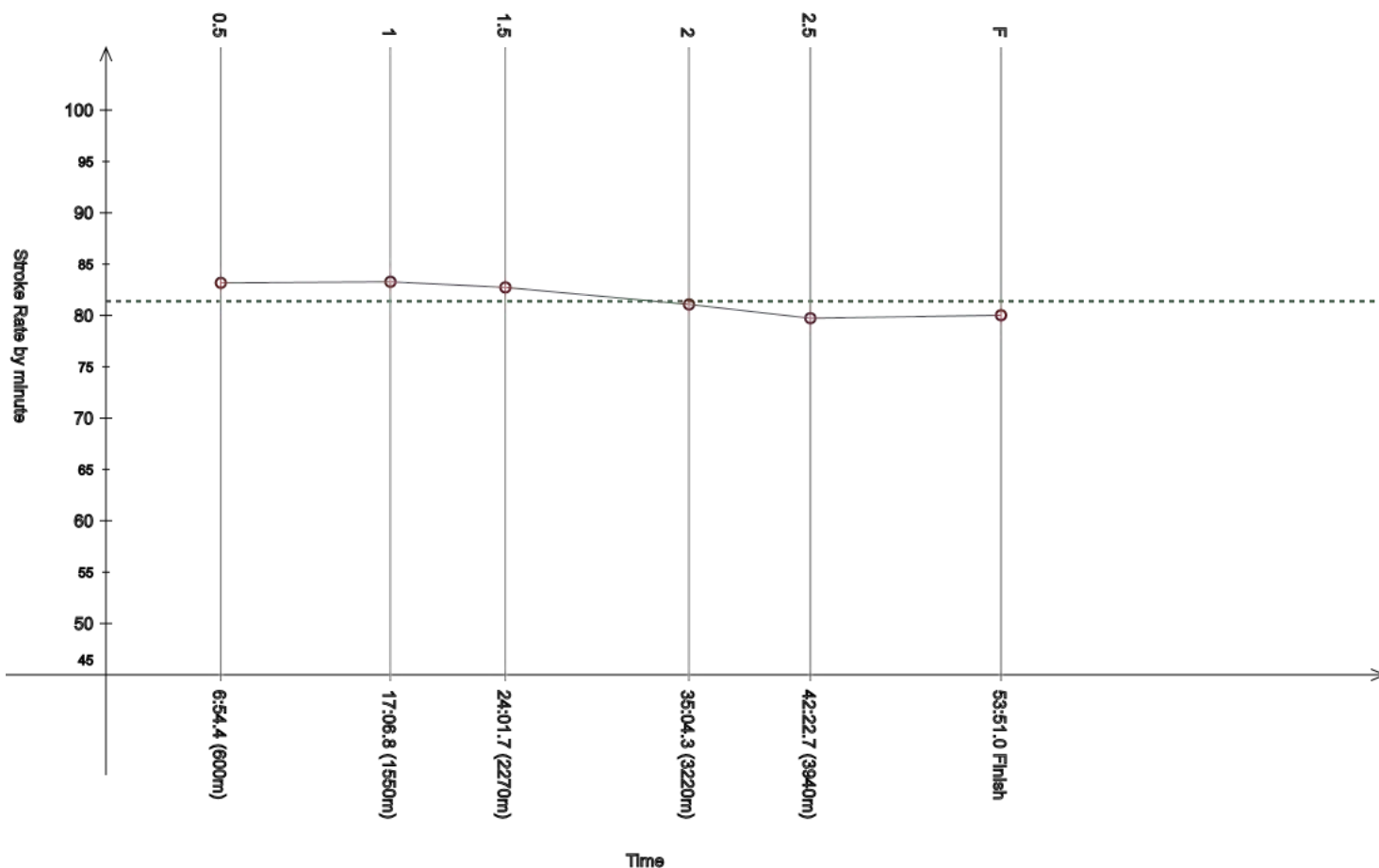
Men's 5km

7 FEB 2024 - 13:00

Race Analysis

Rank	Bib	Name	NAT Code	Finish Time	Gap
30	169	PUSKOVITCH Ivan	USA	53:51.0	+2:21.7

Lap	Time	Rank	Gap	SPM	Lap	Time	Rank	Gap	SPM	Lap	Time	Rank	Gap	SPM	SPM	STC
0.5	6:54.4	(=53)	+30.7	83.2	1	17:06.8	(29)	+29.5	83.3	1.5	24:01.7	(21)	+28.2	82.7		
						10:12.4					6:54.9				81.4	4420
2	35:04.3	(=26)	++	81.1	2.5	42:22.7	(26)	++	79.7	F	53:51.0	(30)	++	80.0		
	11:02.6					7:18.4					11:28.3					



Legend:	
---	Stroke Rate Average
++	One minute or more behind in split time
SPM	Average strokes per minute
+	Gap or time behind
F	Finish
STC	Total strokes

Official Timekeeping by OMEGA

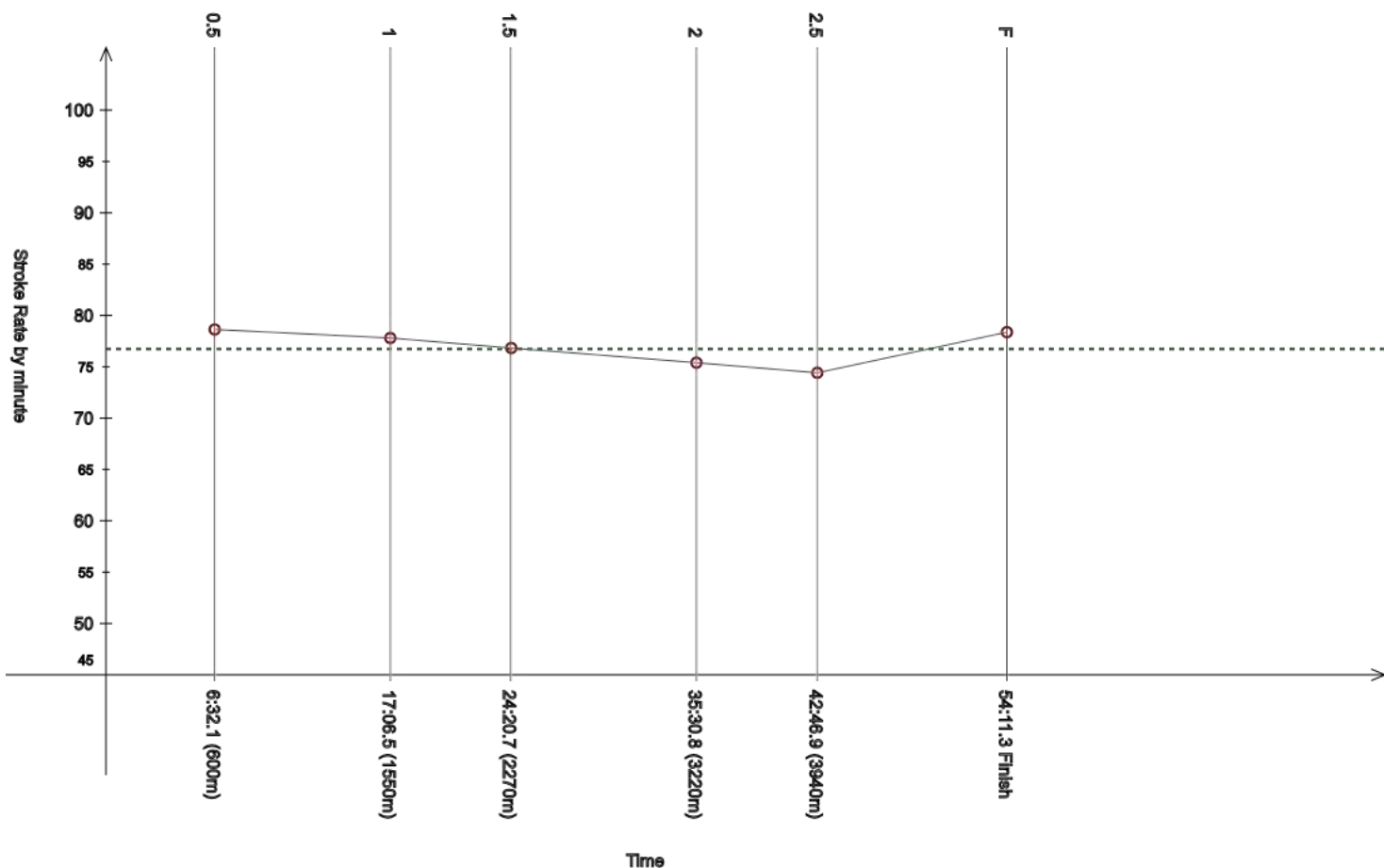
Event 104
7 FEB 2024 - 13:00

Men's 5km

Race Analysis

Rank	Bib	Name	NAT Code			Finish Time	Gap
31	106	KOZUBEK Matej	CZE			54:11.3	+2:42.0

Lap	Time	Rank	Gap	SPM	Lap	Time	Rank	Gap	SPM	Lap	Time	Rank	Gap	SPM	SPM	STC
0.5	6:32.1	(16)	+8.4	78.6	1	17:06.5	(28)	+29.2	77.8	1.5	24:20.7	(29)	+47.2	76.8		
						10:34.4					7:14.2				76.7	4206
2	35:30.8	(36)	++	75.4	2.5	42:46.9	(35)	++	74.4	F	54:11.3	(31)	++	78.4		
	11:10.1					7:16.1					11:24.4					



Legend:	---	Stroke Rate Average	+	Gap or time behind
	++	One minute or more behind in split time	F	Finish
	SPM	Average strokes per minute	STC	Total strokes

Official Timekeeping by OMEGA

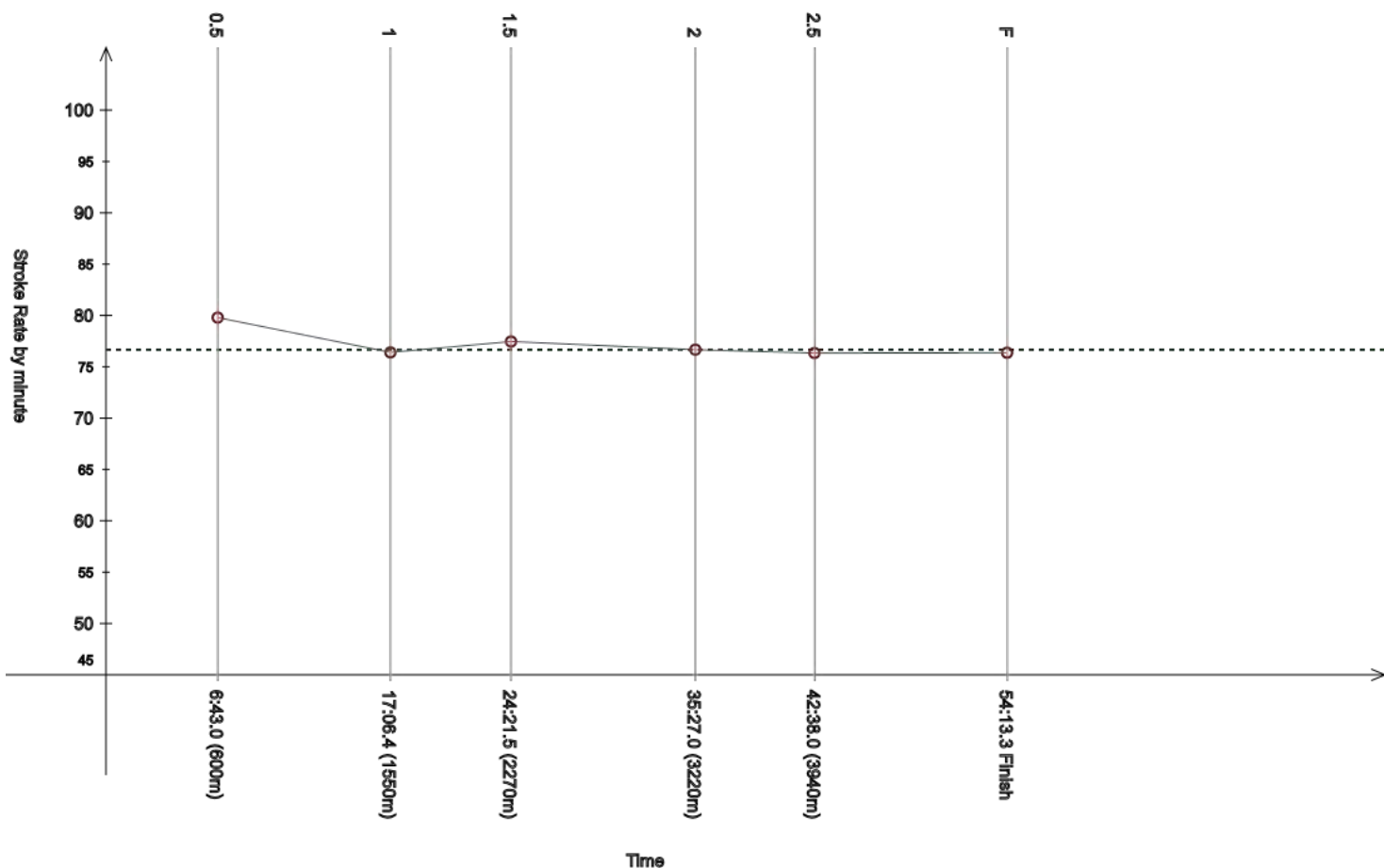
Event 104
7 FEB 2024 - 13:00

Men's 5km

Race Analysis

Rank	Bib	Name	NAT Code			Finish Time	Gap
32	152	CARDOSO Diogo	POR			54:13.3	+2:44.0

Lap	Time	Rank	Gap	SPM	Lap	Time	Rank	Gap	SPM	Lap	Time	Rank	Gap	SPM	SPM	STC
0.5	6:43.0	(=30)	+19.3	79.8	1	17:06.4	(27)	+29.1	76.4	1.5	24:21.5	(31)	+48.0	77.5		
						10:23.4					7:15.1				76.7	4172
2	35:27.0	(35)	++	76.7	2.5	42:38.0	(31)	++	76.3	F	54:13.3	(32)	++	76.4		
	11:05.5					7:11.0					11:35.3					



Legend:	---	Stroke Rate Average	+	Gap or time behind
	++	One minute or more behind in split time	F	Finish
	SPM	Average strokes per minute	STC	Total strokes

Official Timekeeping by OMEGA

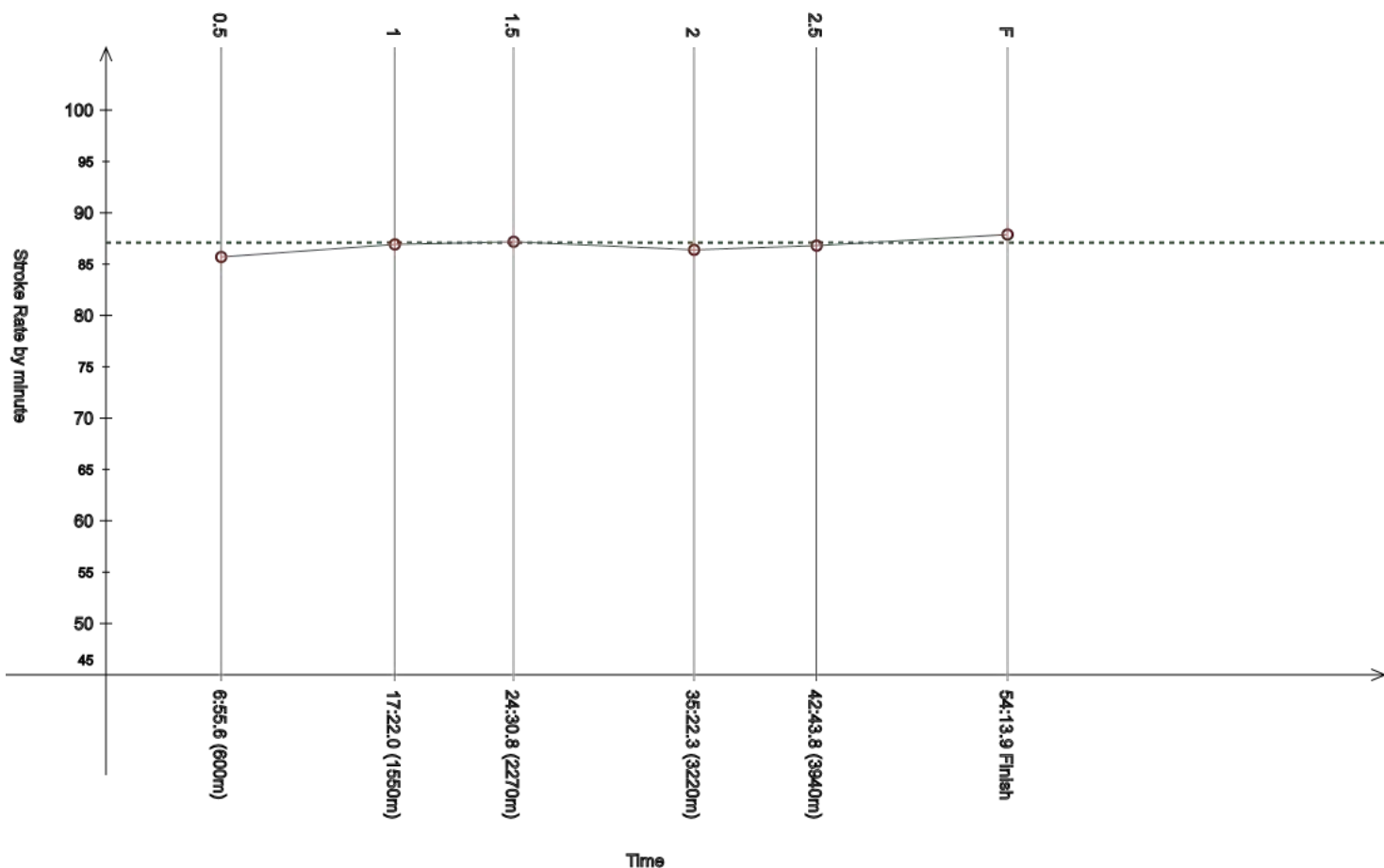
Event 104
7 FEB 2024 - 13:00

Men's 5km

Race Analysis

Rank	Bib	Name	NAT Code	Finish Time	Gap
33	145	ZAMBRANO SANCHEZ Ronaldo Eduardo	VEN	54:13.9	+2:44.6

Lap	Time	Rank	Gap	SPM	Lap	Time	Rank	Gap	SPM	Lap	Time	Rank	Gap	SPM	SPM	STC
0.5	6:55.6	(56)	+31.9	85.7	1	17:22.0	(35)	+44.7	86.9	1.5	24:30.8	(35)	+57.3	87.2		
						10:26.4					7:08.8				87.1	4720
2	35:22.3	(32)	++	86.4	2.5	42:43.8	(34)	++	86.8	F	54:13.9	(33)	++	87.9		
	10:51.5					7:21.5					11:30.1					



Legend:	---	Stroke Rate Average	+	Gap or time behind
	++	One minute or more behind in split time	F	Finish
	SPM	Average strokes per minute	STC	Total strokes

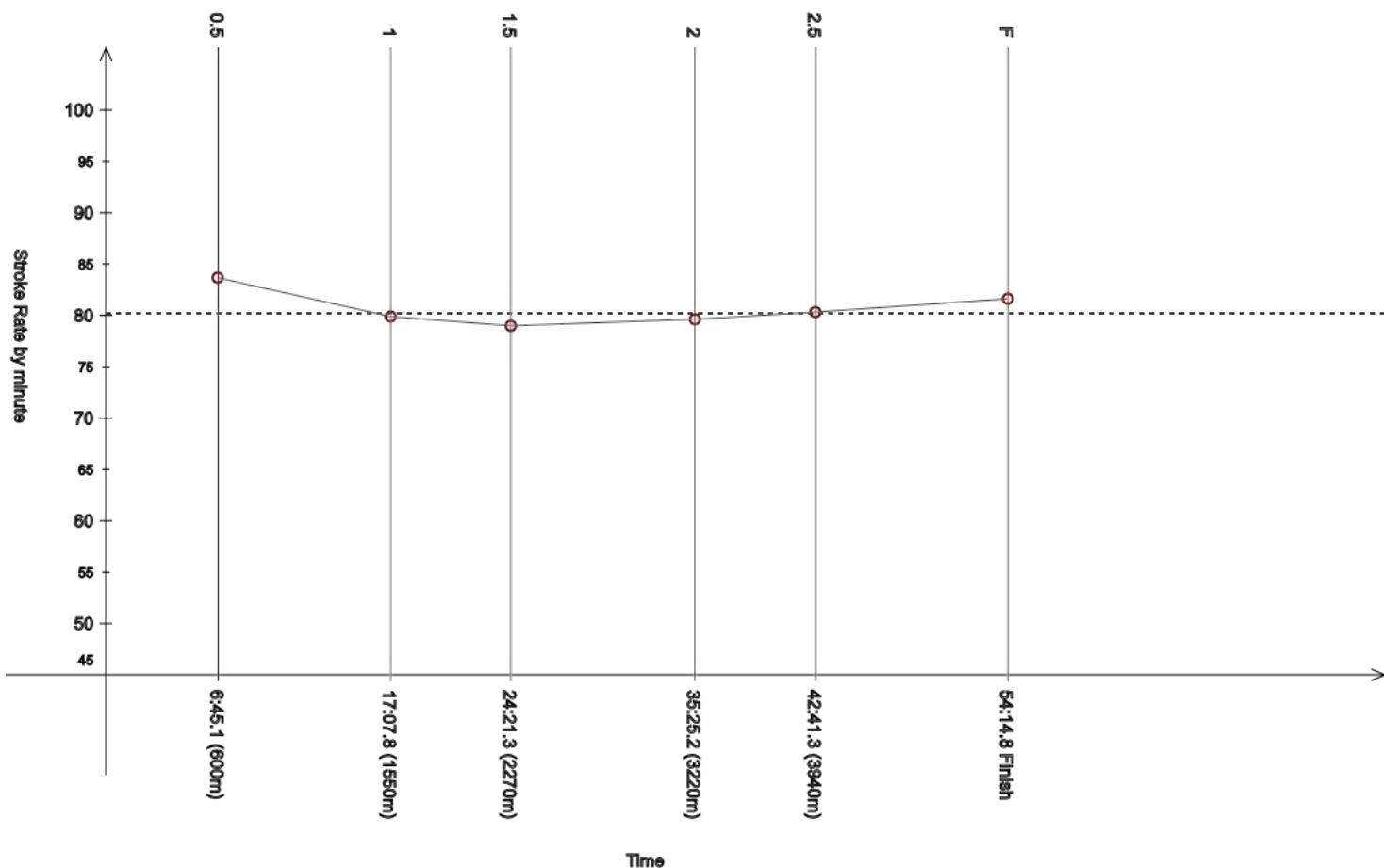
Official Timekeeping by OMEGA

Event 104
7 FEB 2024 - 13:00

Men's 5km

Race Analysis

Rank	Bib	Name				NAT Code				Finish Time	Gap					
34	141	PETERLIN Nik				SLO				54:14.8	+2:45.5					
Lap	Time	Rank	Gap	SPM	Lap	Time	Rank	Gap	SPM	Lap	Time	Rank	Gap	SPM	SPM	STC
0.5	6:45.1	(32)	+21.4	83.7	1	17:07.8	(32)	+30.5	79.9	1.5	24:21.3	(30)	+47.8	79.0		
						10:22.7					7:13.5				80.2	4390
2	35:25.2	(34)	++	79.6	2.5	42:41.3	(32)	++	80.3	F	54:14.8	(34)	++	81.6		
	11:03.9					7:16.1					11:33.5					



Legend:	---	Stroke Rate Average	+	Gap or time behind
	++	One minute or more behind in split time	F	Finish
	SPM	Average strokes per minute	STC	Total strokes

Official Timekeeping by OMEGA

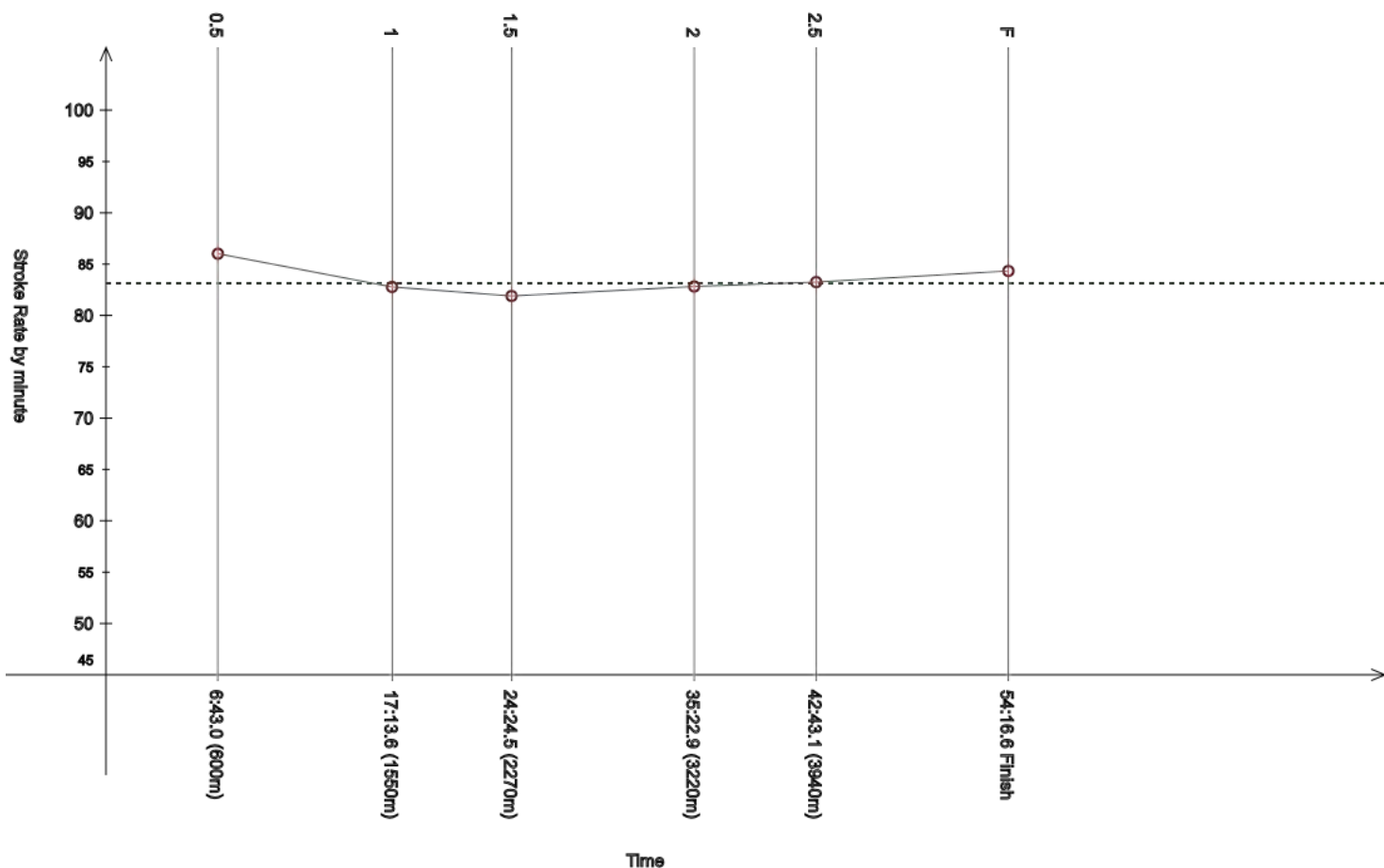
Event 104
7 FEB 2024 - 13:00

Men's 5km

Race Analysis

Rank	Bib	Name				NAT Code				Finish Time	Gap
35	131	FARIAS Pedro				BRA				54:16.6	+2:47.3

Lap	Time	Rank	Gap	SPM	Lap	Time	Rank	Gap	SPM	Lap	Time	Rank	Gap	SPM	SPM	STC
0.5	6:43.0	(=30)	+19.3	86.0	1	17:13.6	(34)	+36.3	82.8	1.5	24:24.5	(33)	+51.0	81.9		
						10:30.6					7:10.9				83.1	4540
2	35:22.9	(33)	++	82.8	2.5	42:43.1	(33)	++	83.3	F	54:16.6	(35)	++	84.3		
	10:58.4					7:20.2					11:33.5					



Legend:	---	Stroke Rate Average	+	Gap or time behind
	++	One minute or more behind in split time	F	Finish
	SPM	Average strokes per minute	STC	Total strokes

Official Timekeeping by OMEGA

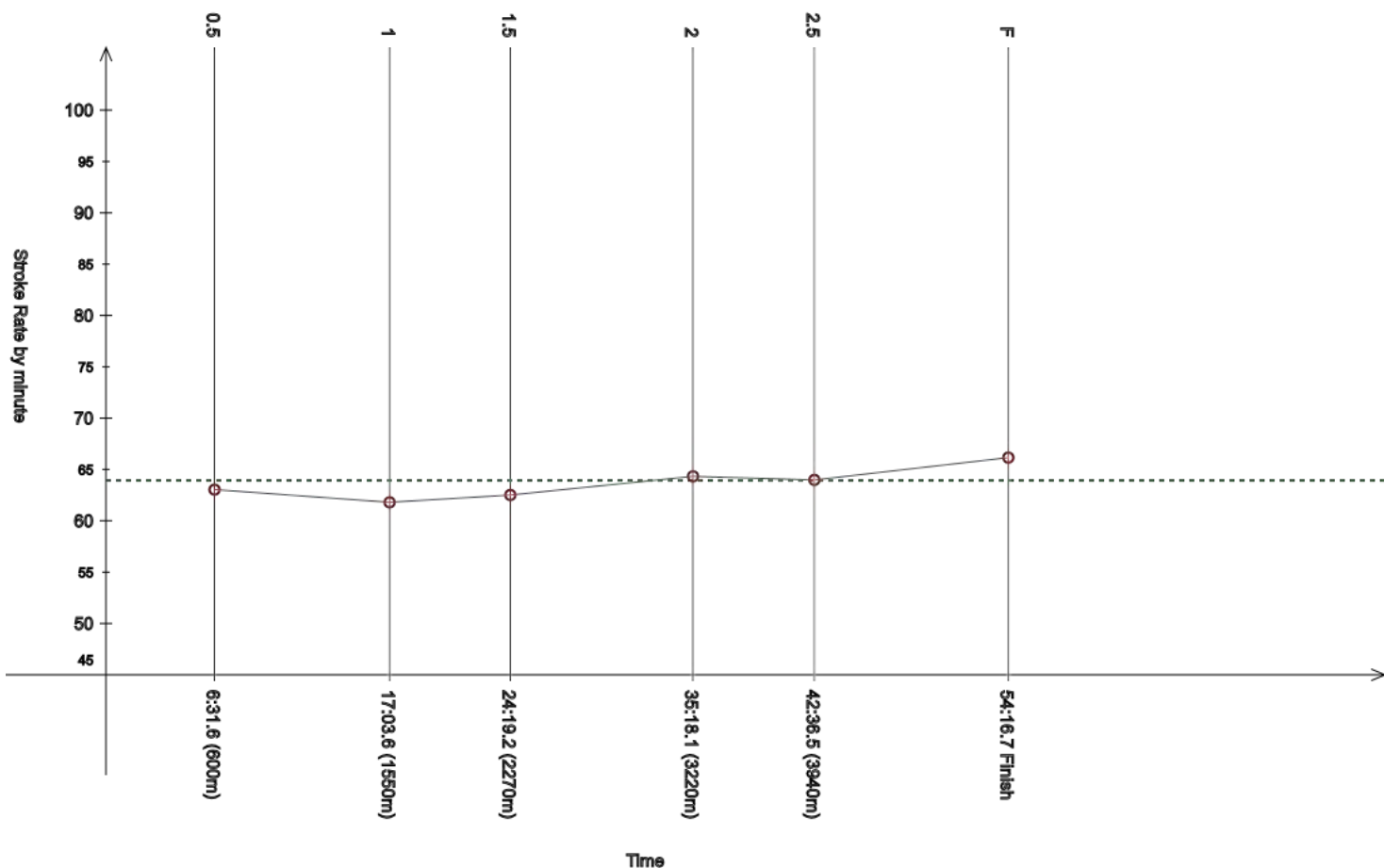
Event 104
7 FEB 2024 - 13:00

Men's 5km

Race Analysis

Rank	Bib	Name	NAT Code			Finish Time	Gap
36	122	KAPALA Bartosz	POL			54:16.7	+2:47.4

Lap	Time	Rank	Gap	SPM	Lap	Time	Rank	Gap	SPM	Lap	Time	Rank	Gap	SPM	SPM	STC
0.5	6:31.6	(13)	+7.9	63.0	1	17:03.6	(24)	+26.3	61.8	1.5	24:19.2	(=27)	+45.7	62.5		
						10:32.0					7:15.6				63.9	3641
2	35:18.1	(31)	++	64.3	2.5	42:36.5	(30)	++	64.0	F	54:16.7	(36)	++	66.2		
	10:58.9					7:18.4					11:40.2					



Legend:	---	Stroke Rate Average	+	Gap or time behind
	++	One minute or more behind in split time	F	Finish
	SPM	Average strokes per minute	STC	Total strokes

Official Timekeeping by OMEGA

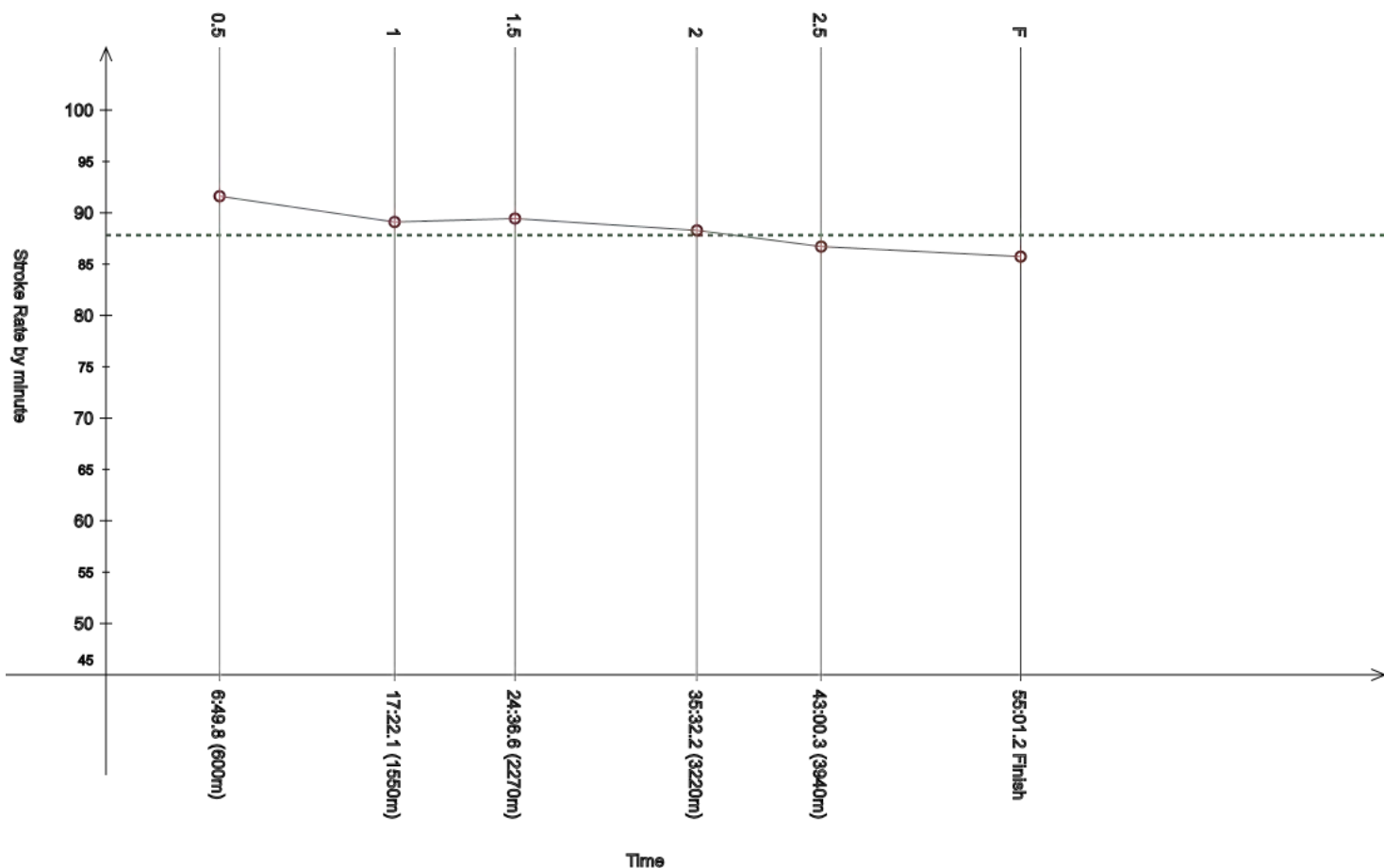
Event 104
7 FEB 2024 - 13:00

Men's 5km

Race Analysis

Rank	Bib	Name	NAT Code			Finish Time	Gap
37	148	HACISAGIR Burhanettin	TUR			55:01.2	+3:31.9

Lap	Time	Rank	Gap	SPM	Lap	Time	Rank	Gap	SPM	Lap	Time	Rank	Gap	SPM	SPM	STC
0.5	6:49.8	(47)	+26.1	91.6	1	17:22.1	(36)	+44.8	89.1	1.5	24:36.6	(36)	++	89.4		
						10:32.3					7:14.5				87.8	4816
2	35:32.2	(37)	++	88.3	2.5	43:00.3	(36)	++	86.7	F	55:01.2	(37)	++	85.7		
	10:55.6					7:28.1					12:00.9					



Legend:	---	Stroke Rate Average	+	Gap or time behind
	++	One minute or more behind in split time	F	Finish
	SPM	Average strokes per minute	STC	Total strokes

Official Timekeeping by OMEGA

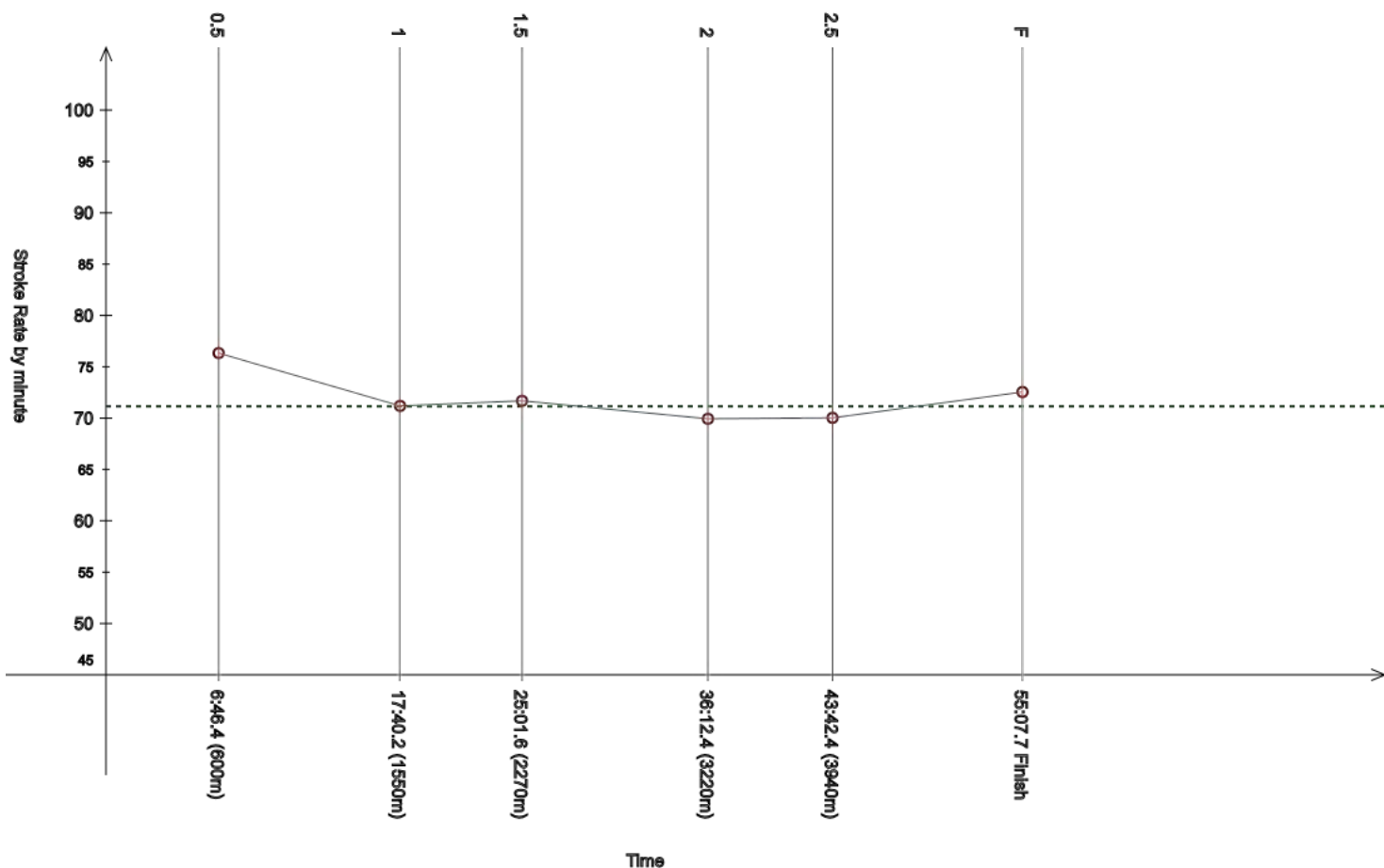
Event 104
7 FEB 2024 - 13:00

Men's 5km

Race Analysis

Rank	Bib	Name	NAT Code			Finish Time	Gap
38	138	OH Sebeom	KOR			55:07.7	+3:38.4

Lap	Time	Rank	Gap	SPM	Lap	Time	Rank	Gap	SPM	Lap	Time	Rank	Gap	SPM	SPM	STC
0.5	6:46.4	(37)	+22.7	76.3	1	17:40.2	(42)	++	71.2	1.5	25:01.6	(39)	++	71.7		
						10:53.8					7:21.4				71.1	4019
2	36:12.4	(39)	++	69.9	2.5	43:42.4	(42)	++	70.0	F	55:07.7	(38)	++	72.5		
	11:10.8					7:30.0					11:25.3					



Legend:	---	Stroke Rate Average	+	Gap or time behind
	++	One minute or more behind in split time	F	Finish
	SPM	Average strokes per minute	STC	Total strokes

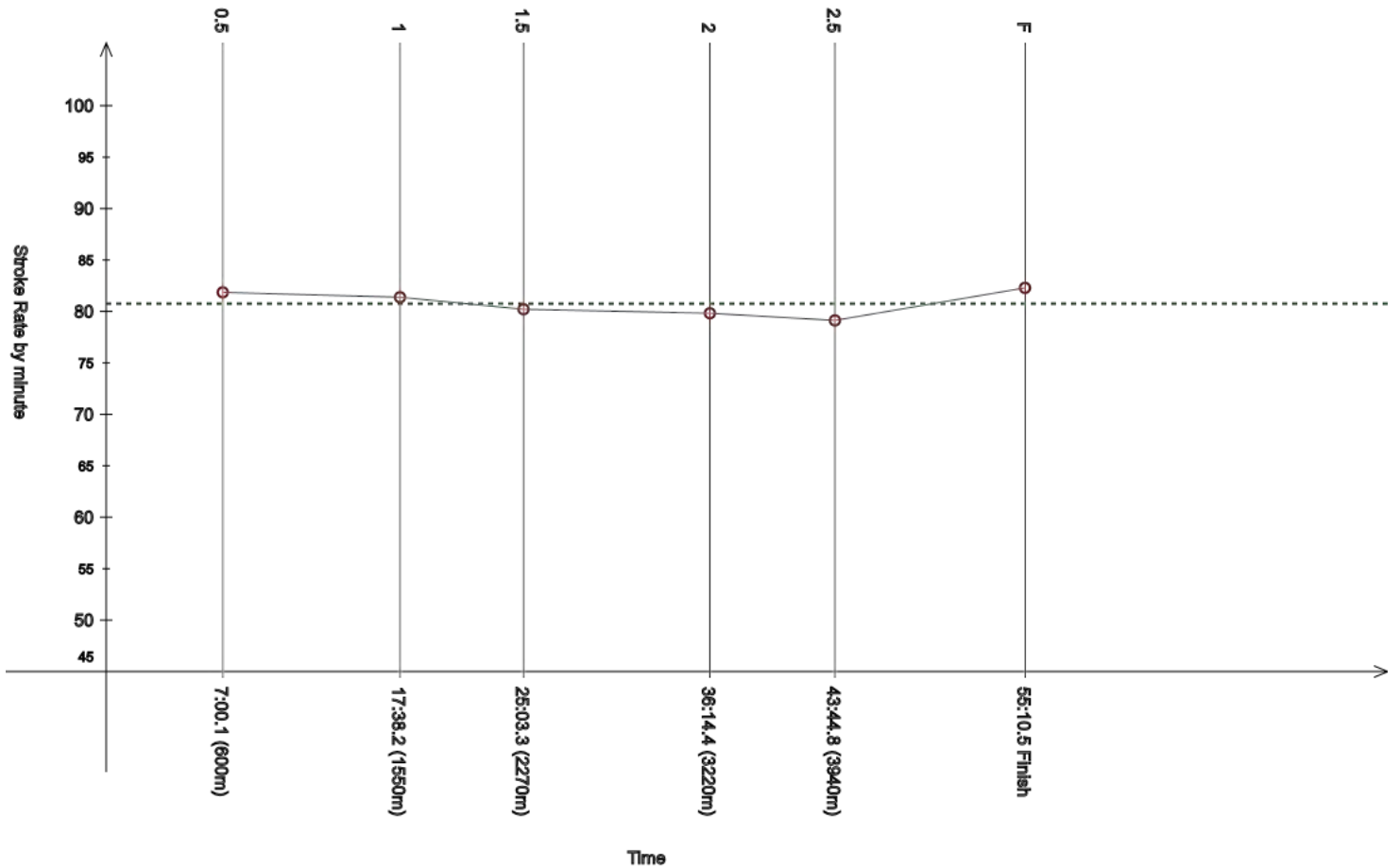
Official Timekeeping by OMEGA

Event 104
7 FEB 2024 - 13:00

Men's 5km

Race Analysis

Rank	Bib	Name				NAT Code				Finish Time	Gap					
39	173	DALDOGIANNIS Asterios				GRE				55:10.5	+3:41.2					
Lap	Time	Rank	Gap	SPM	Lap	Time	Rank	Gap	SPM	Lap	Time	Rank	Gap	SPM	SPM	STC
0.5	7:00.1	(62)	+36.4	81.9	1	17:38.2	(40)	++	81.4	1.5	25:03.3	(40)	++	80.2		
						10:38.1					7:25.1				80.7	4504
2	36:14.4	(41)	++	79.8	2.5	43:44.8	(44)	++	79.1	F	55:10.5	(39)	++	82.3		
	11:11.1					7:30.4					11:25.7					



Legend:	---	Stroke Rate Average	+	Gap or time behind
	++	One minute or more behind in split time	F	Finish
	SPM	Average strokes per minute	STC	Total strokes

Official Timekeeping by OMEGA

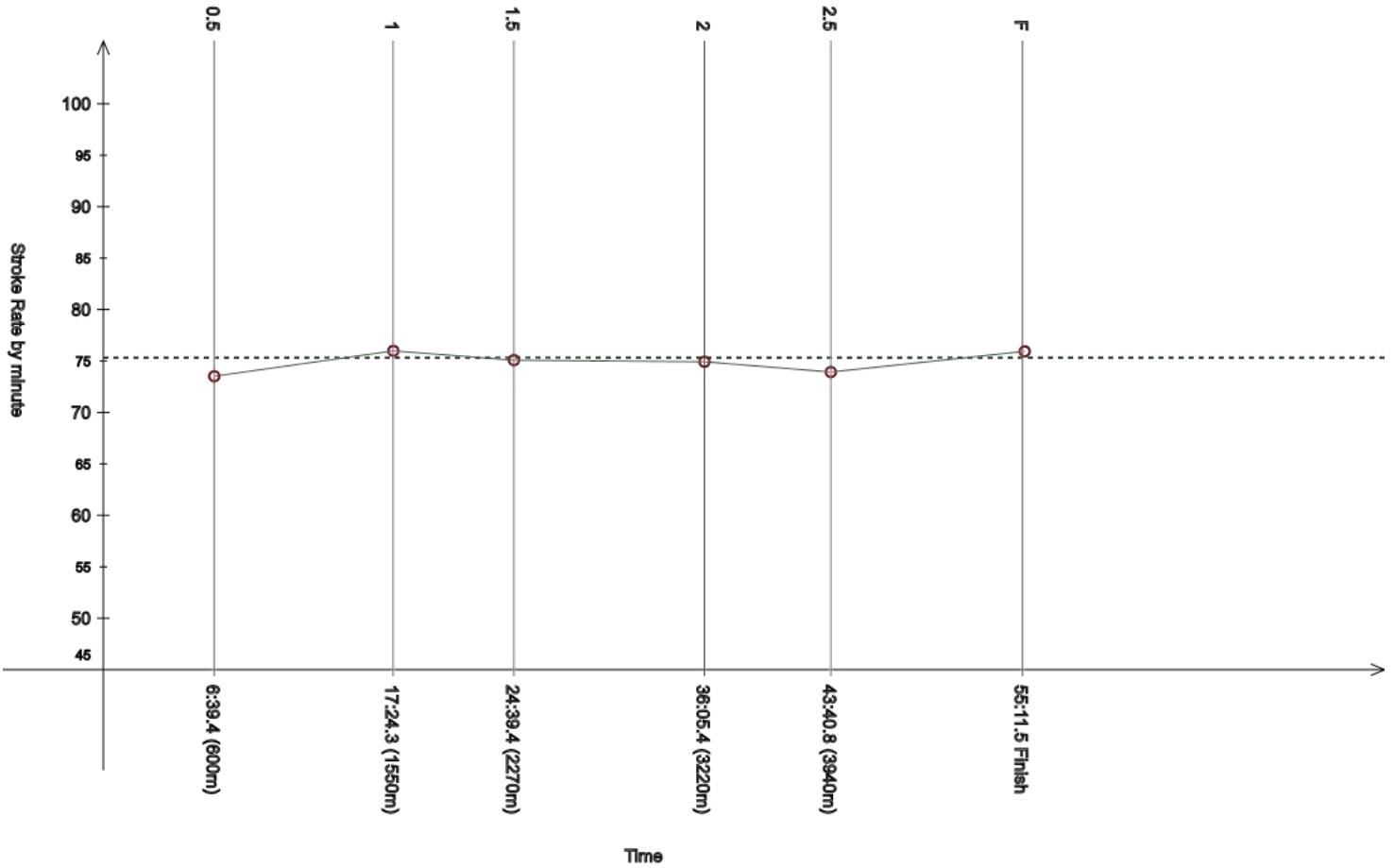
Event 104
7 FEB 2024 - 13:00

Men's 5km

Race Analysis

Rank	Bib	Name	NAT Code			Finish Time	Gap
40	135	ZHANG Jinhou	CHN			55:11.5	+3:42.2

Lap	Time	Rank	Gap	SPM	Lap	Time	Rank	Gap	SPM	Lap	Time	Rank	Gap	SPM	SPM	STC
0.5	6:39.4	(26)	+15.7	73.5	1	17:24.3	(38)	+47.0	76.0	1.5	24:39.4	(37)	++	75.1		
						10:44.9					7:15.1				75.3	4238
2	36:05.4	(38)	++	74.9	2.5	43:40.8	(40)	++	73.9	F	55:11.5	(40)	++	75.9		
	11:26.0					7:35.4					11:30.7					



Legend:	---	Stroke Rate Average	+	Gap or time behind
	++	One minute or more behind in split time	F	Finish
	SPM	Average strokes per minute	STC	Total strokes

Official Timekeeping by OMEGA

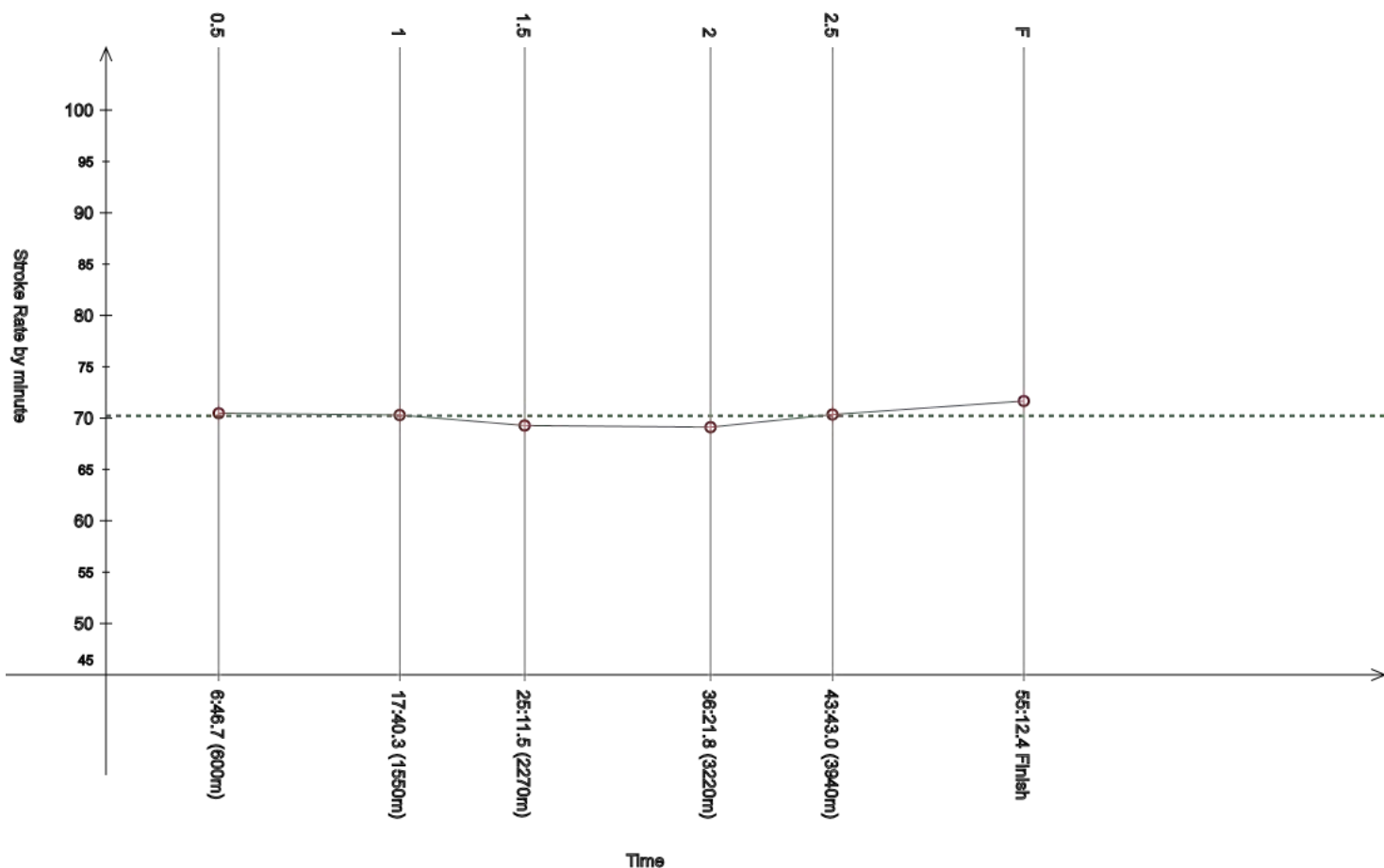
Event 104
7 FEB 2024 - 13:00

Men's 5km

Race Analysis

Rank	Bib	Name	NAT Code			Finish Time	Gap
41	176	FAN Hau-Li	CAN			55:12.4	+3:43.1

Lap	Time	Rank	Gap	SPM	Lap	Time	Rank	Gap	SPM	Lap	Time	Rank	Gap	SPM	SPM	STC
0.5	6:46.7	(38)	+23.0	70.5	1	17:40.3	(43)	++	70.3	1.5	25:11.5	(43)	++	69.3		
						10:53.6					7:31.2				70.2	3862
2	36:21.8	(45)	++	69.1	2.5	43:43.0	(43)	++	70.4	F	55:12.4	(41)	++	71.7		
	11:10.3					7:21.2					11:29.4					



Legend:	---	Stroke Rate Average	+	Gap or time behind
	++	One minute or more behind in split time	F	Finish
	SPM	Average strokes per minute	STC	Total strokes

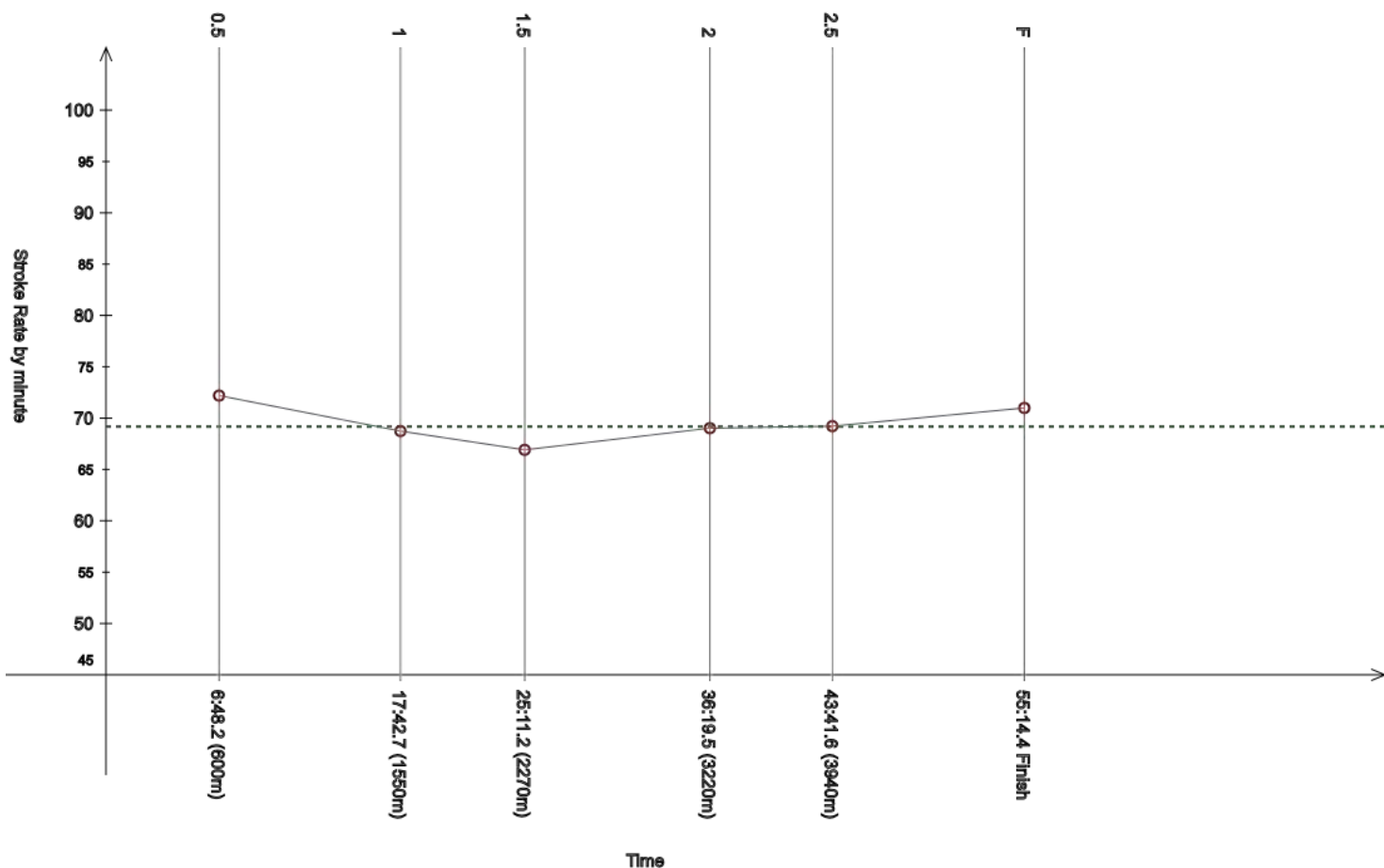
Official Timekeeping by OMEGA

Event 104
7 FEB 2024 - 13:00

Men's 5km

Race Analysis

Rank	Bib	Name				NAT Code				Finish Time	Gap					
42	114	PECIAR Tomas				SVK				55:14.4	+3:45.1					
Lap	Time	Rank	Gap	SPM	Lap	Time	Rank	Gap	SPM	Lap	Time	Rank	Gap	SPM	SPM	STC
0.5	6:48.2	(=41)	+24.5	72.2	1	17:42.7	(47)	++	68.7	1.5	25:11.2	(42)	++	66.9		
						10:54.5					7:28.5				69.2	3851
2	36:19.5	(43)	++	69.0	2.5	43:41.6	(41)	++	69.2	F Y	55:14.4	(42)	++	71.0		
	11:08.3					7:22.1					11:32.8					



Legend:	----	Stroke Rate Average	+	Gap or time behind
	++	One minute or more behind in split time	F	Finish
	SPM	Average strokes per minute	STC	Total strokes
	Y	Yellow flag		

Official Timekeeping by OMEGA

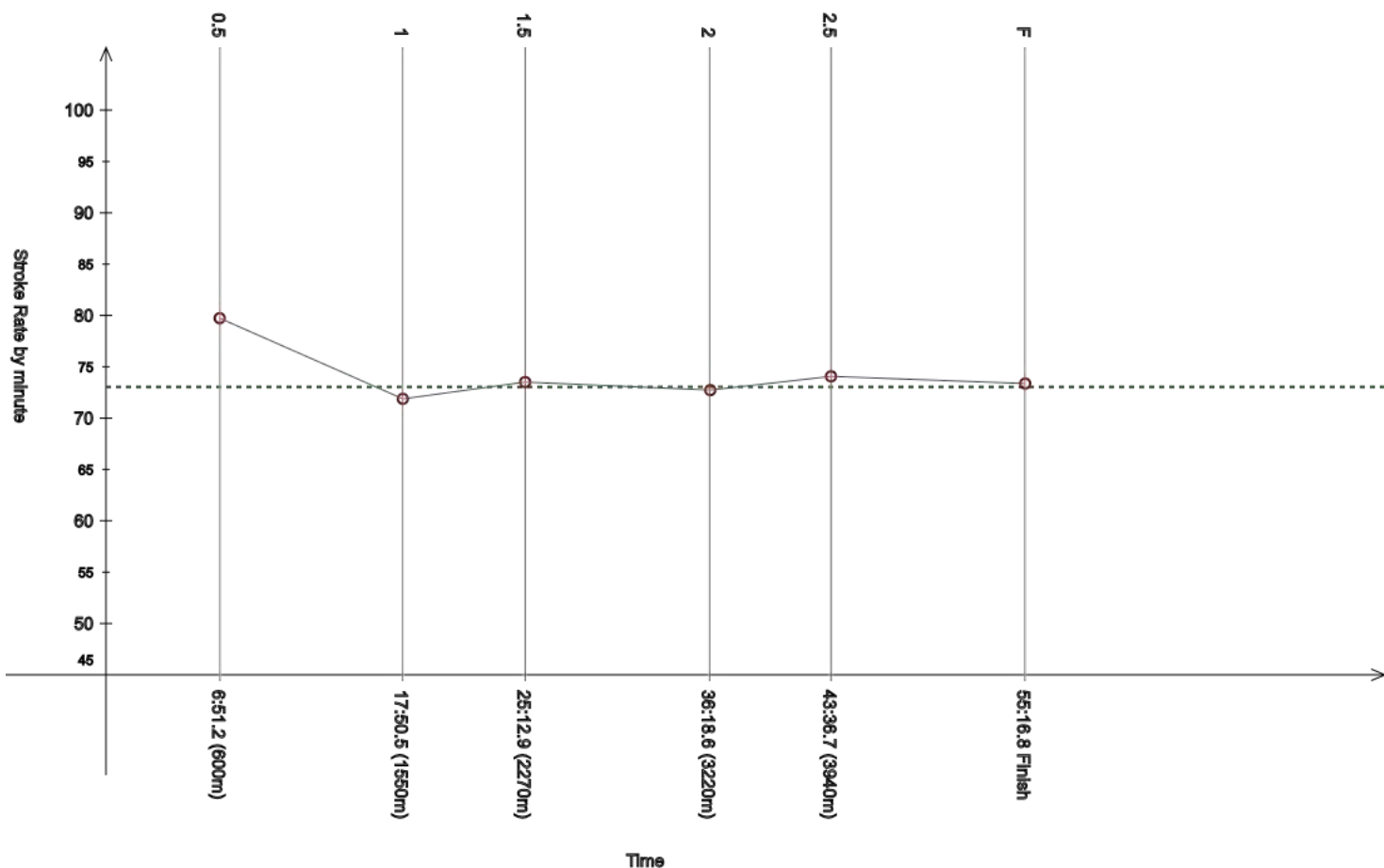
Event 104
7 FEB 2024 - 13:00

Men's 5km

Race Analysis

Rank	Bib	Name	NAT Code			Finish Time	Gap
43	159	LIU Peixin	CHN			55:16.8	+3:47.5

Lap	Time	Rank	Gap	SPM	Lap	Time	Rank	Gap	SPM	Lap	Time	Rank	Gap	SPM	SPM	STC
0.5	6:51.2	(50)	+27.5	79.7	1	17:50.5	(=51)	++	71.9	1.5	25:12.9	(46)	++	73.5		
						10:59.3					7:22.4				73.0	4043
2	36:18.6	(42)	++	72.7	2.5	43:36.7	(37)	++	74.1	F	55:16.8	(43)	++	73.4		
	11:05.7					7:18.1					11:40.1					



Legend:	---	Stroke Rate Average	+	Gap or time behind
	++	One minute or more behind in split time	F	Finish
	SPM	Average strokes per minute	STC	Total strokes

Official Timekeeping by OMEGA

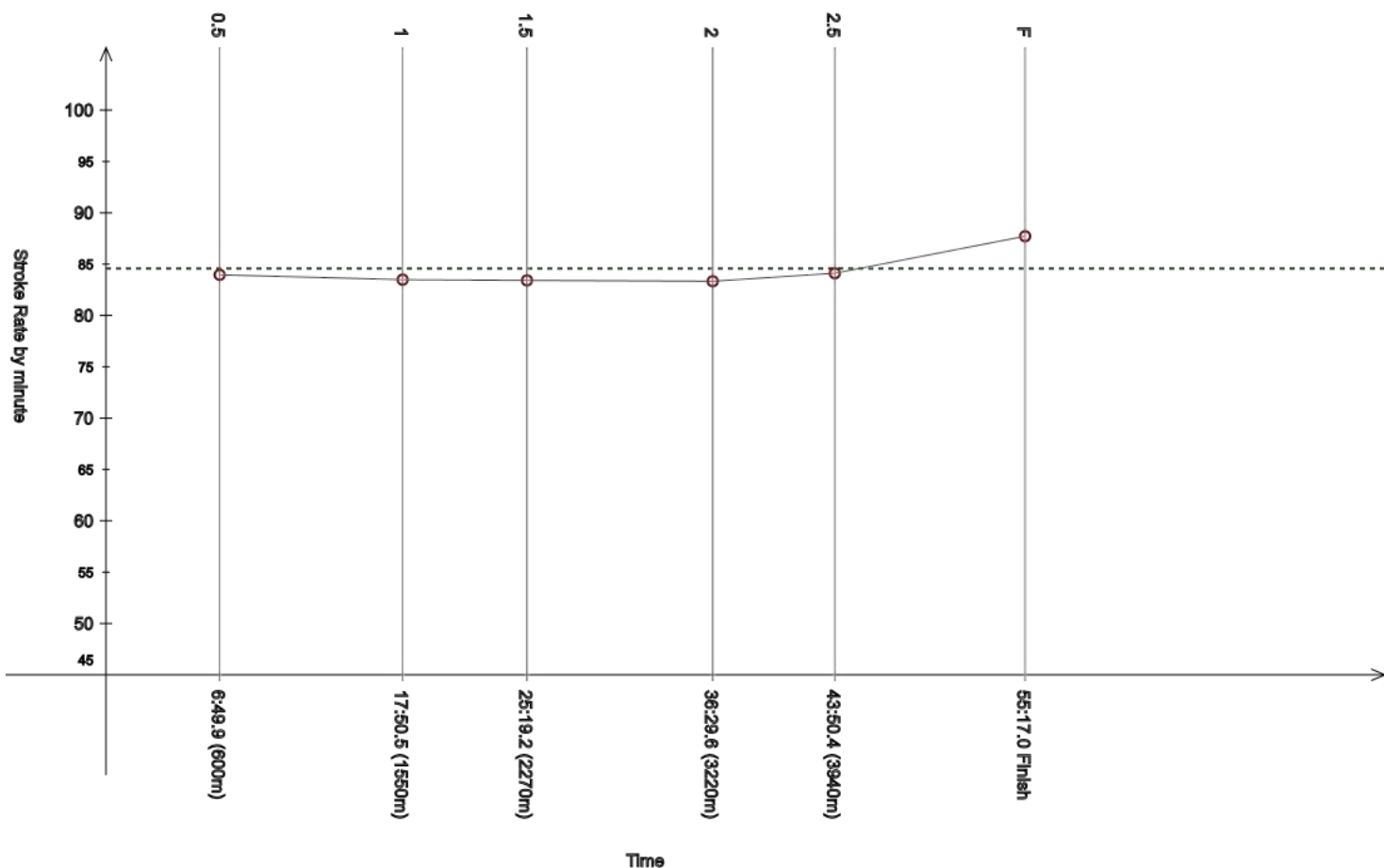
Event 104
7 FEB 2024 - 13:00

Men's 5km

Race Analysis

Rank	Bib	Name	NAT Code			Finish Time			Gap		
44	144	THORLEY William Yan	HKG			55:17.0			+3:47.7		

Lap	Time	Rank	Gap	SPM	Lap	Time	Rank	Gap	SPM	Lap	Time	Rank	Gap	SPM	SPM	STC
0.5	6:49.9	(48)	+26.2	84.0	1	17:50.5	(=51)	++	83.5	1.5	25:19.2	(51)	++	83.4		
						11:00.6					7:28.7				84.6	4668
2	36:29.6	(51)	++	83.3	2.5	43:50.4	(48)	++	84.1	F	55:17.0	(44)	++	87.7		
	11:10.4					7:20.8					11:26.6					



Legend:	---	Stroke Rate Average	+	Gap or time behind
	++	One minute or more behind in split time	F	Finish
	SPM	Average strokes per minute	STC	Total strokes

Official Timekeeping by OMEGA

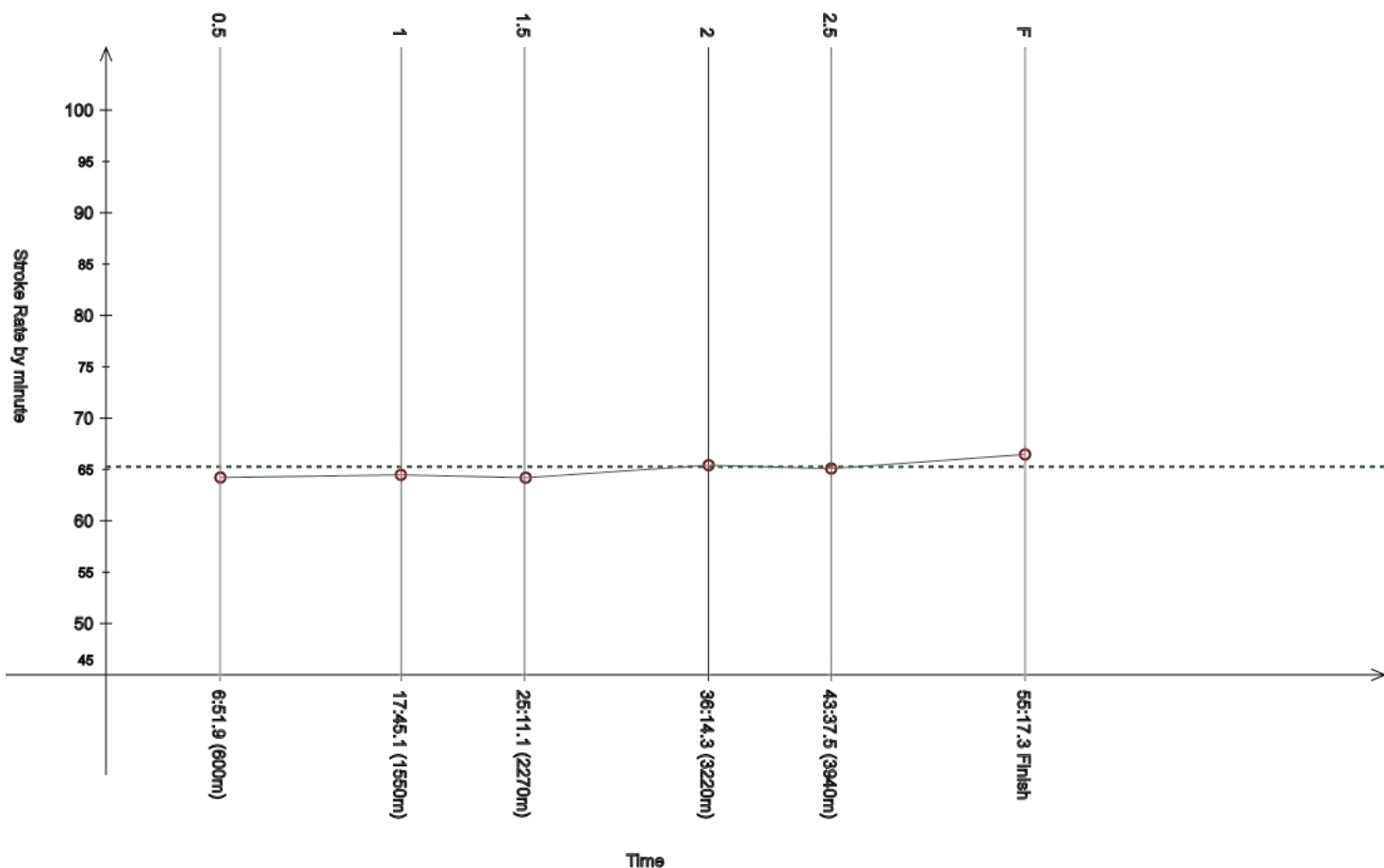
Event 104
7 FEB 2024 - 13:00

Men's 5km

Race Analysis

Rank	Bib	Name	NAT Code			Finish Time	Gap
45	166	PRAWIRA Aflah Fadlan	INA			55:17.3	+3:48.0

Lap	Time	Rank	Gap	SPM	Lap	Time	Rank	Gap	SPM	Lap	Time	Rank	Gap	SPM	SPM	STC
0.5	6:51.9	(51)	+28.2	64.2	1	17:45.1	(50)	++	64.5	1.5	25:11.1	(41)	++	64.2		
						10:53.2					7:26.0				65.3	3602
2	36:14.3	(40)	++	65.4	2.5	43:37.5	(38)	++	65.1	F	55:17.3	(45)	++	66.5		
	11:03.2					7:23.2					11:39.8					



Legend:	---	Stroke Rate Average	+	Gap or time behind
	++	One minute or more behind in split time	F	Finish
	SPM	Average strokes per minute	STC	Total strokes

Official Timekeeping by OMEGA

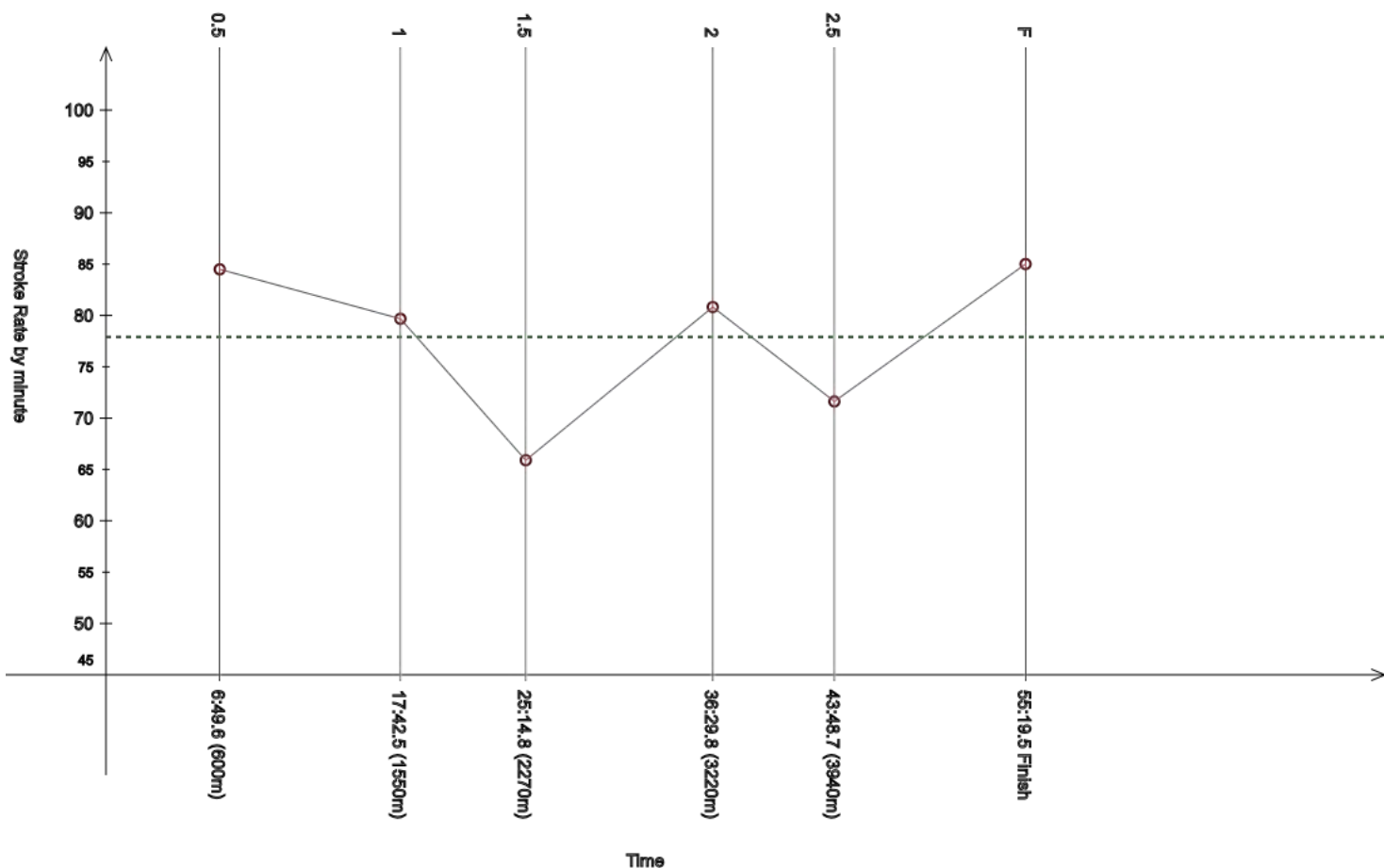
Event 104
7 FEB 2024 - 13:00

Men's 5km

Race Analysis

Rank	Bib	Name	NAT Code	Finish Time	Gap
46	175	BRUNO Jamarr Andre	PUR	55:19.5	+3:50.2

Lap	Time	Rank	Gap	SPM	Lap	Time	Rank	Gap	SPM	Lap	Time	Rank	Gap	SPM	SPM	STC
0.5	6:49.6	(46)	+25.9	84.5	1	17:42.5	(46)	++	79.7	1.5	25:14.8	(47)	++	65.9		
						10:52.9					7:32.3				77.9	4361
2	36:29.8	(52)	++	80.8	2.5	43:48.7	(46)	++	71.6	F	55:19.5	(46)	++	85.0		
	11:15.0					7:18.9					11:30.8					



Legend:			
---	Stroke Rate Average	+	Gap or time behind
++	One minute or more behind in split time	F	Finish
SPM	Average strokes per minute	STC	Total strokes

Official Timekeeping by OMEGA

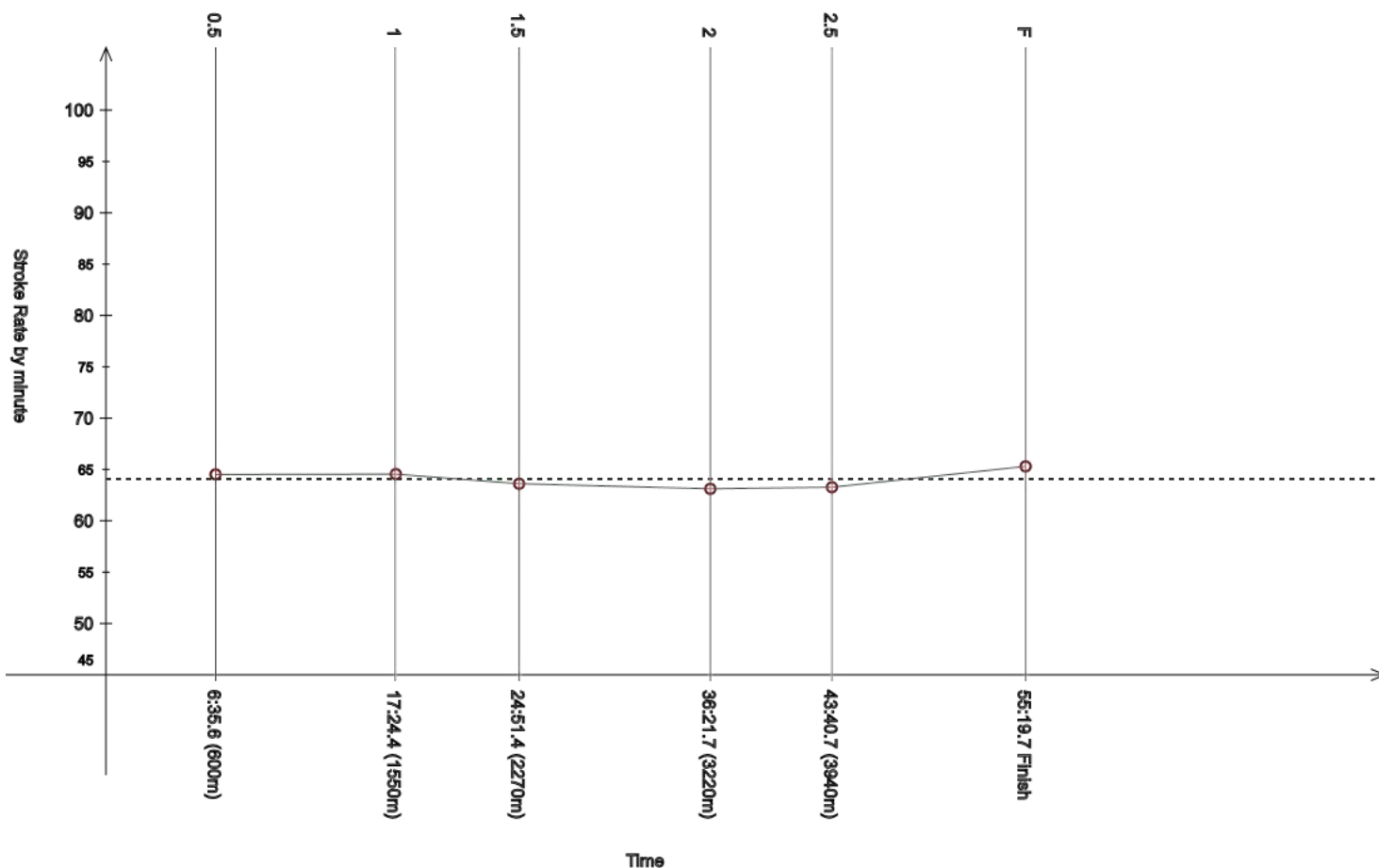
Event 104
7 FEB 2024 - 13:00

Men's 5km

Race Analysis

Rank	Bib	Name				NAT Code				Finish Time	Gap
47	120	ALBERTYN Connor				RSA				55:19.7	+3:50.4

Lap	Time	Rank	Gap	SPM	Lap	Time	Rank	Gap	SPM	Lap	Time	Rank	Gap	SPM	SPM	STC
0.5	6:35.6	(22)	+11.9	64.5	1	17:24.4	(39)	+47.1	64.5	1.5	24:51.4	(38)	++	63.6		
						10:48.8					7:27.0				64.1	3560
2	36:21.7	(44)	++	63.1	2.5	43:40.7	(39)	++	63.3	F	55:19.7	(47)	++	65.3		
	11:30.3					7:19.0					11:39.0					



Legend:	---	Stroke Rate Average	+	Gap or time behind
	++	One minute or more behind in split time	F	Finish
	SPM	Average strokes per minute	STC	Total strokes

Official Timekeeping by OMEGA

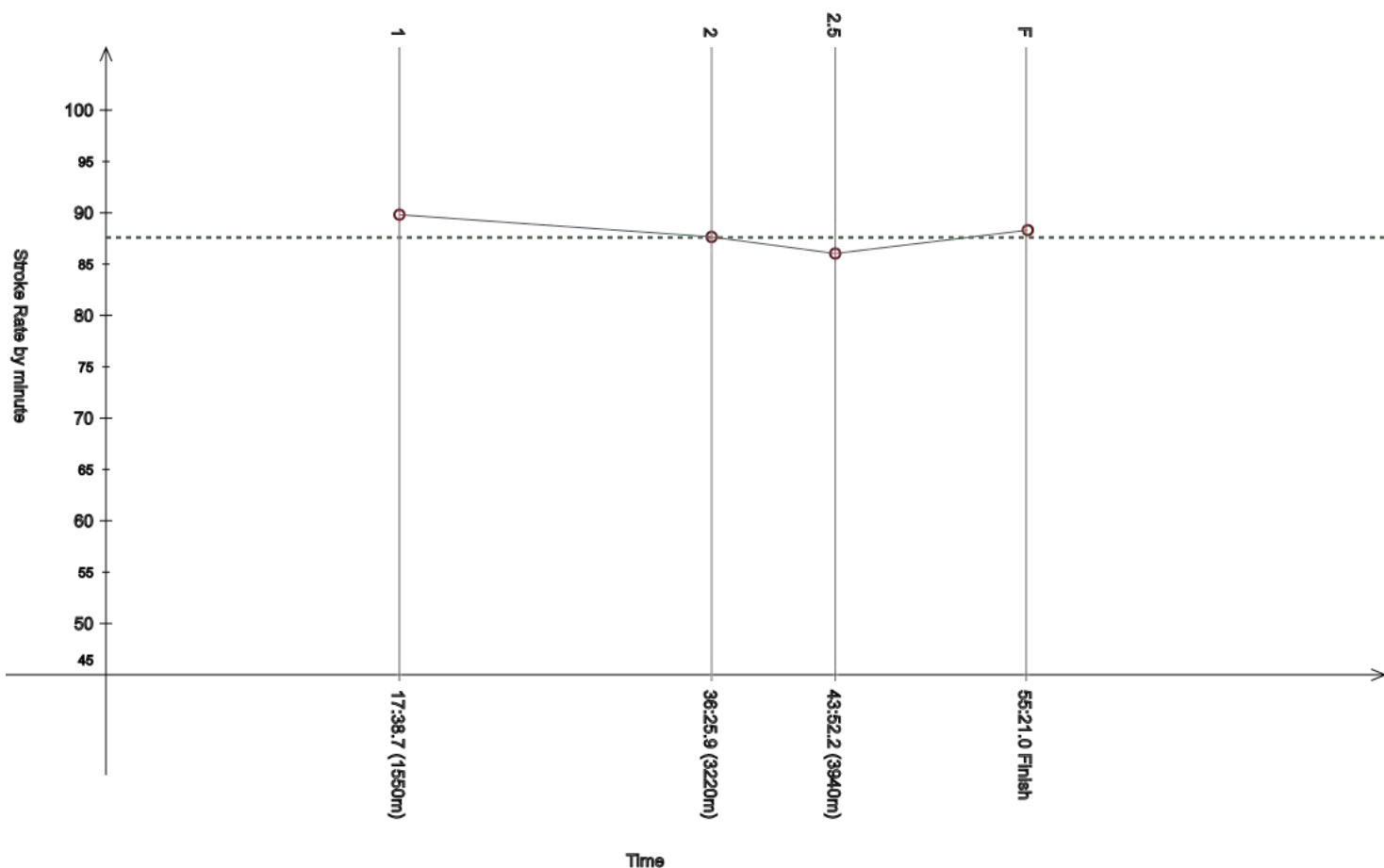
Event 104
7 FEB 2024 - 13:00

Men's 5km

Race Analysis

Rank	Bib	Name	NAT Code	Finish Time	Gap
48	136	YWANAGA PAPI Adrian Gustavo	PER	55:21.0	+3:51.7

Lap	Time	Rank	Gap	SPM	Lap	Time	Rank	Gap	SPM	Lap	Time	Rank	Gap	SPM	SPM	STC
0.5	-	-	-	-	1	17:38.7	(41)	++	89.8	1.5	-	-	-	-	-	-
															87.6	4928
2	36:25.9	(48)	++	87.7	2.5	43:52.2	(49)	++	86.0	F	55:21.0	(48)	++	88.3		
						7:26.3					11:28.8					



Legend:	- Information not available	---- Stroke Rate Average
+	Gap or time behind	++ One minute or more behind in split time
F	Finish	SPM Average strokes per minute
STC	Total strokes	

Official Timekeeping by OMEGA

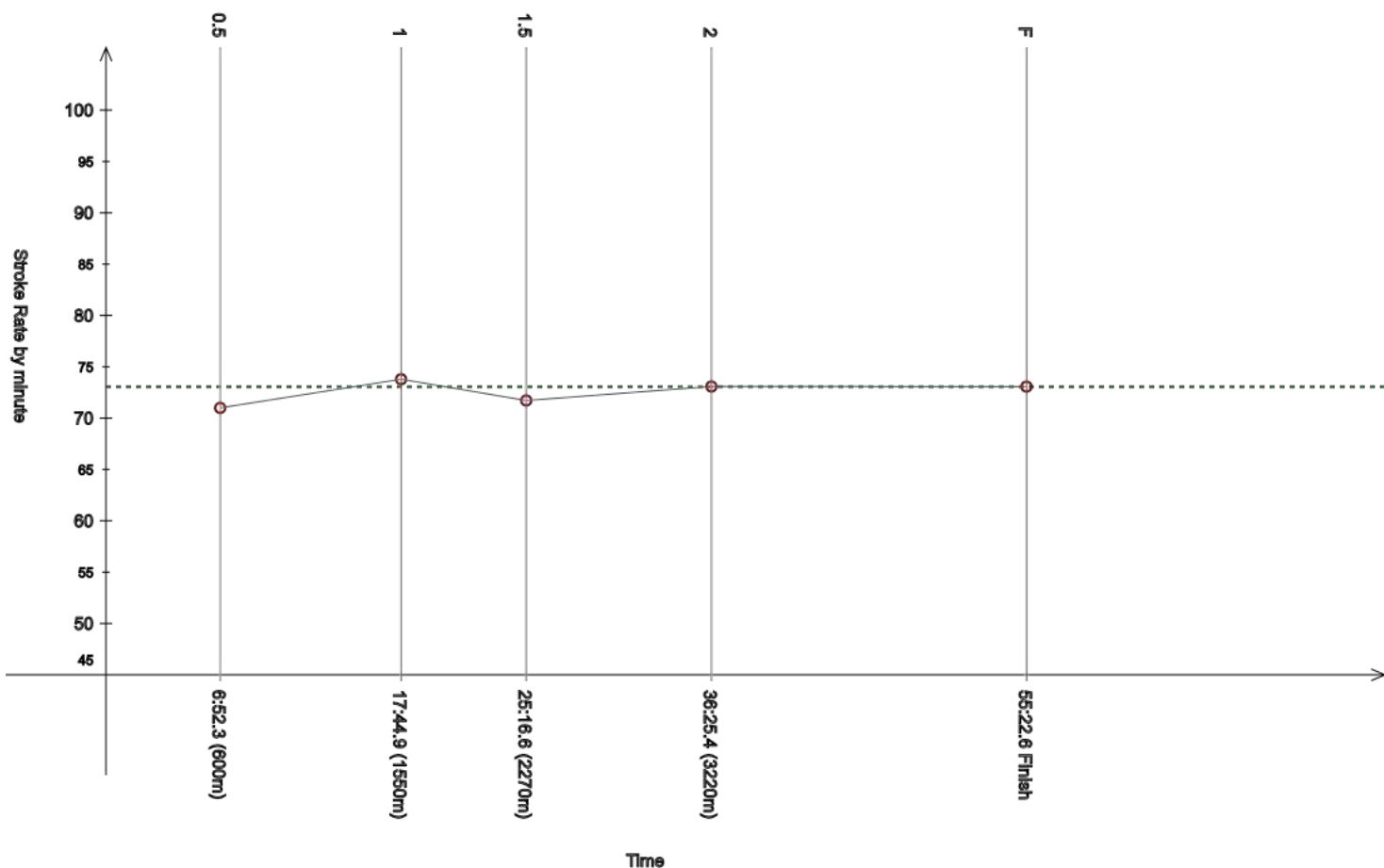
Event 104
7 FEB 2024 - 13:00

Men's 5km

Race Analysis

Rank	Bib	Name	NAT Code					Finish Time	Gap
49	146	GUTIERREZ Santiago	MEX					55:22.6	+3:53.3

Lap	Time	Rank	Gap	SPM	Lap	Time	Rank	Gap	SPM	Lap	Time	Rank	Gap	SPM	SPM	STC
0.5	6:52.3	(52)	+28.6	71.0	1	17:44.9	(49)	++	73.8	1.5	25:16.6	(48)	++	71.7		
						10:52.6					7:31.7				73.1	4042
2	36:25.4	(47)	++	73.1	2.5	-	-	-	-	F	55:22.6	(49)	++	73.1		
	11:08.8					-	-	-	-		-					



Legend:	- Information not available	---- Stroke Rate Average
+	Gap or time behind	++ One minute or more behind in split time
F	Finish	SPM Average strokes per minute
STC	Total strokes	

Official Timekeeping by OMEGA

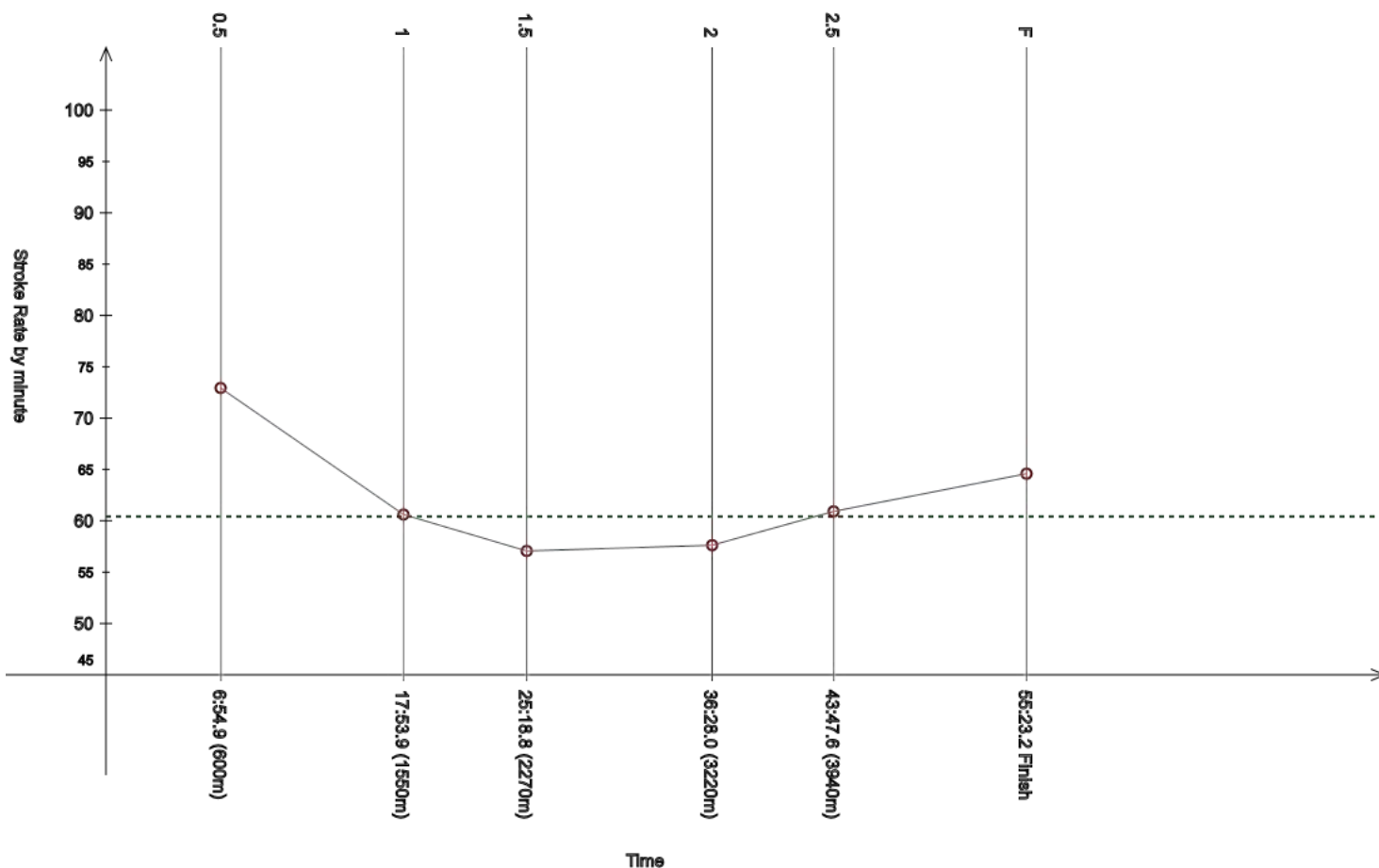
Event 104
7 FEB 2024 - 13:00

Men's 5km

Race Analysis

Rank	Bib	Name				NAT Code				Finish Time	Gap
50	150	BALABEK Galymzhan				KAZ				55:23.2	+3:53.9

Lap	Time	Rank	Gap	SPM	Lap	Time	Rank	Gap	SPM	Lap	Time	Rank	Gap	SPM	SPM	STC
0.5	6:54.9	(55)	+31.2	72.9	1	17:53.9	(53)	++	60.6	1.5	25:18.8	(50)	++	57.1		
						10:59.0					7:24.9				60.4	3430
2	36:28.0	(50)	++	57.6	2.5	43:47.6	(45)	++	60.9	F	55:23.2	(50)	++	64.6		
	11:09.2					7:19.6					11:35.6					



Legend:	---	Stroke Rate Average	+	Gap or time behind
	++	One minute or more behind in split time	F	Finish
	SPM	Average strokes per minute	STC	Total strokes

Official Timekeeping by OMEGA

Event 104

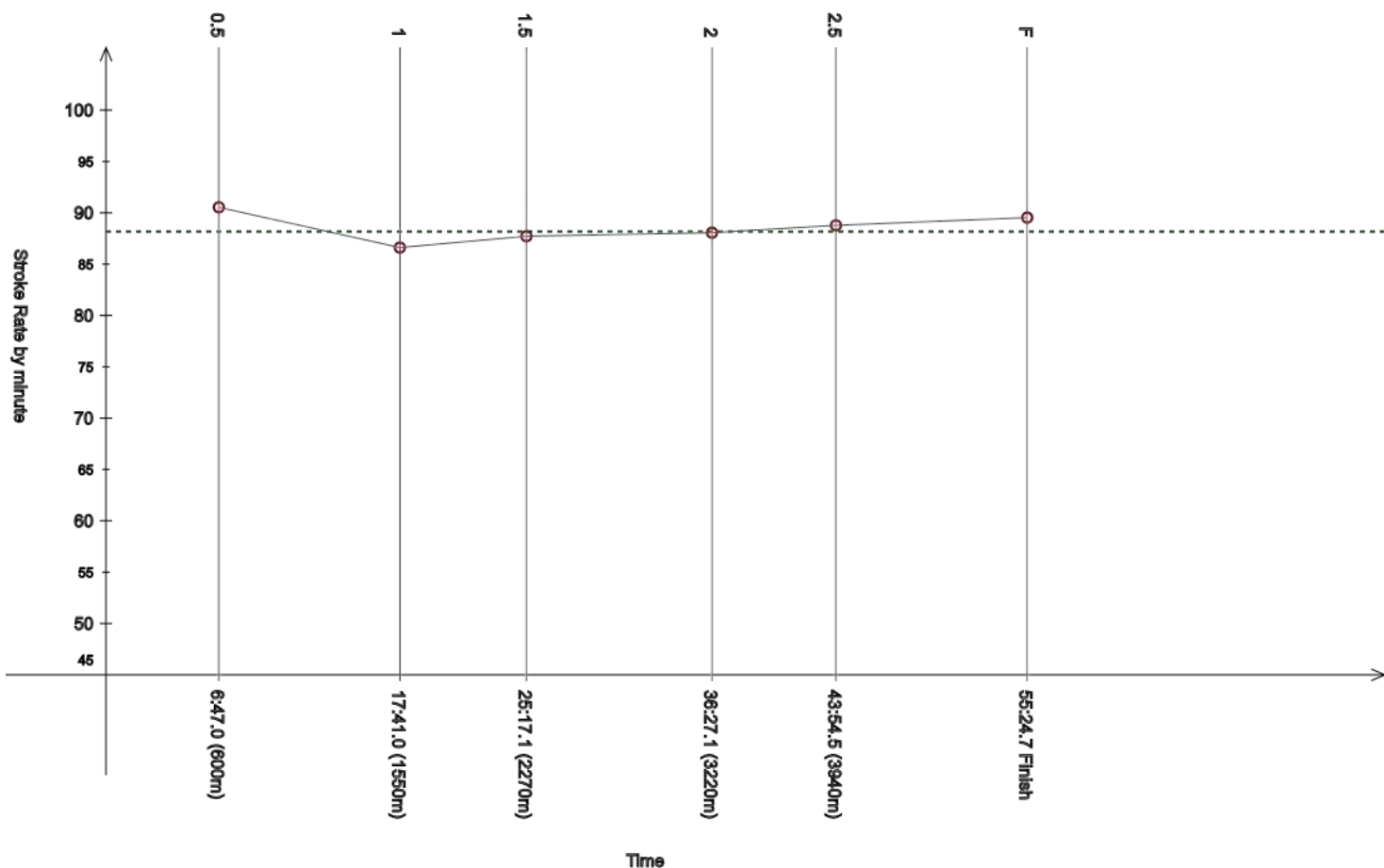
Men's 5km

7 FEB 2024 - 13:00

Race Analysis

Rank	Bib	Name	NAT Code					Finish Time	Gap
51	157	PACCOT Maximiliano	URU					55:24.7	+3:55.4

Lap	Time	Rank	Gap	SPM	Lap	Time	Rank	Gap	SPM	Lap	Time	Rank	Gap	SPM	SPM	STC
0.5	6:47.0	(39)	+23.3	90.5	1	17:41.0	(44)	++	86.6	1.5	25:17.1	(49)	++	87.7		
						10:54.0					7:36.1				88.2	4910
2	36:27.1	(49)	++	88.1	2.5	43:54.5	(50)	++	88.8	F	55:24.7	(51)	++	89.5		
	11:10.0					7:27.4					11:30.2					



Legend:			
---	Stroke Rate Average	+	Gap or time behind
++	One minute or more behind in split time	F	Finish
SPM	Average strokes per minute	STC	Total strokes

Official Timekeeping by OMEGA

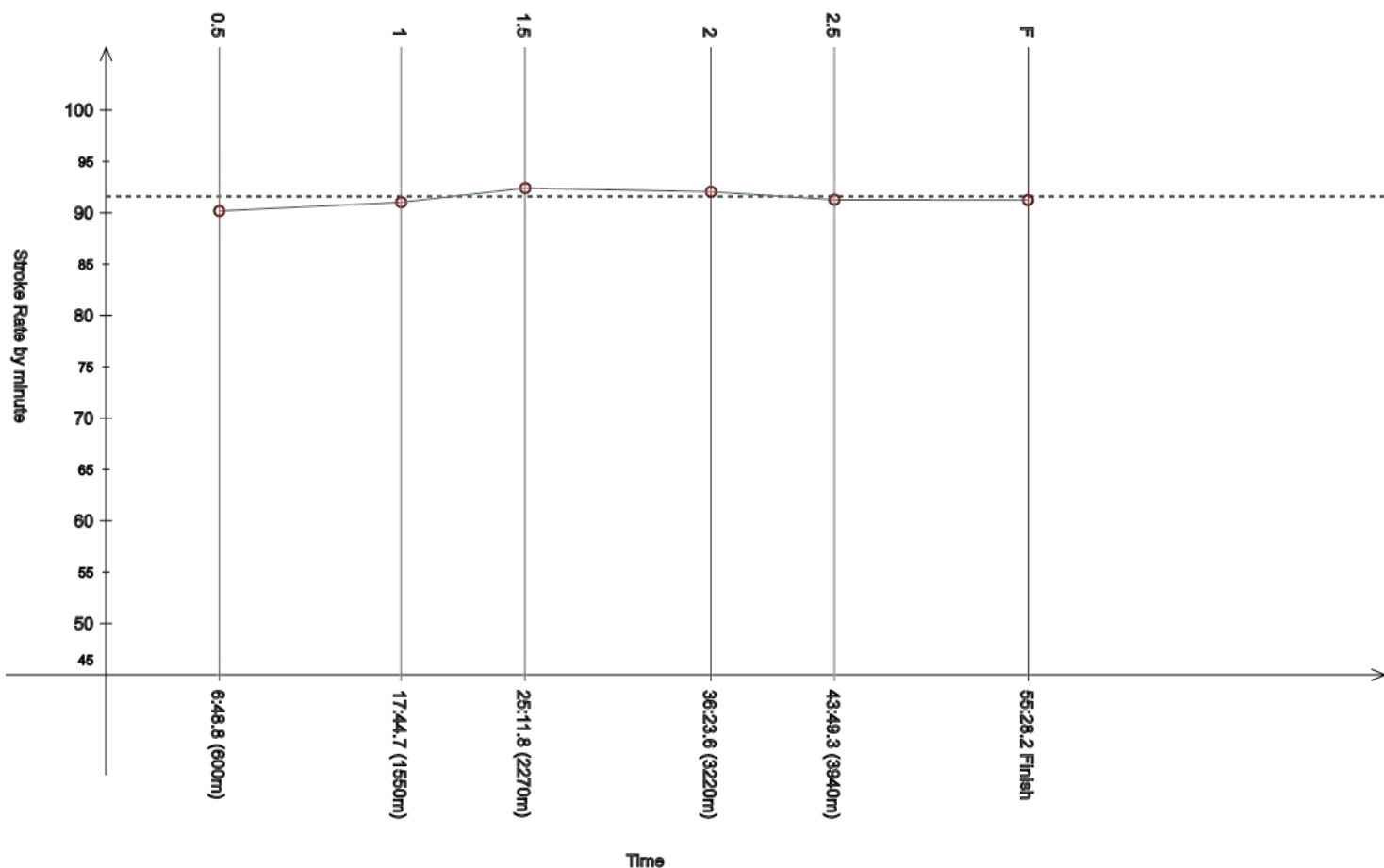
Event 104
7 FEB 2024 - 13:00

Men's 5km

Race Analysis

Rank	Bib	Name	NAT Code			Finish Time	Gap
52	168	VERA Diego	VEN			55:28.2	+3:58.9

Lap	Time	Rank	Gap	SPM	Lap	Time	Rank	Gap	SPM	Lap	Time	Rank	Gap	SPM	SPM	STC
0.5	6:48.8	(44)	+25.1	90.2	1	17:44.7	(48)	++	91.0	1.5	25:11.8	(44)	++	92.4		
						10:55.9					7:27.1				91.6	5087
2	36:23.6	(46)	++	92.0	2.5	43:49.3	(47)	++	91.3	F	55:28.2	(52)	++	91.2		
	11:11.8					7:25.7					11:38.9					



Legend:	---	Stroke Rate Average	+	Gap or time behind
	++	One minute or more behind in split time	F	Finish
	SPM	Average strokes per minute	STC	Total strokes

Official Timekeeping by OMEGA

Event 104

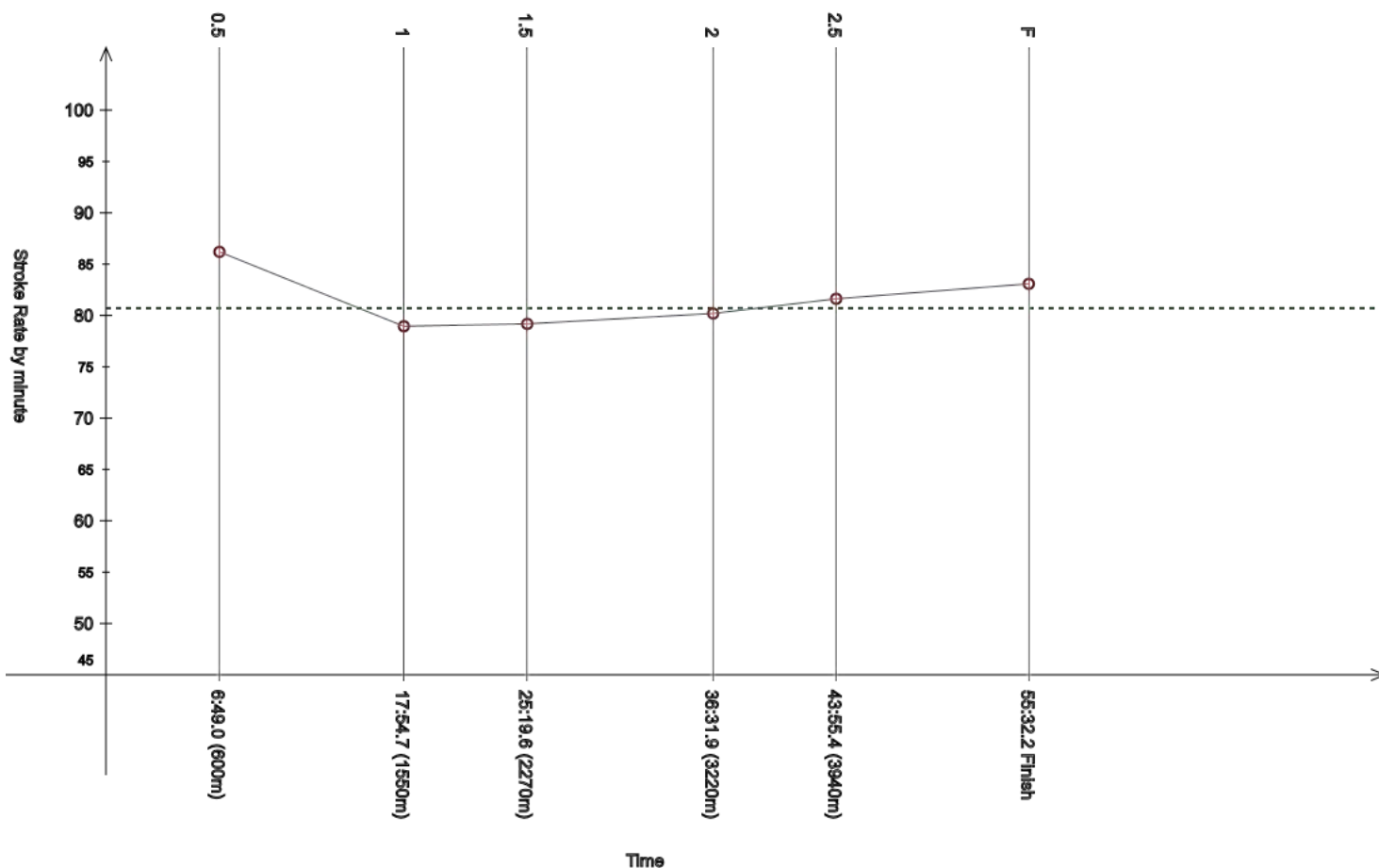
Men's 5km

7 FEB 2024 - 13:00

Race Analysis

Rank	Bib	Name	NAT Code	Finish Time	Gap
53	142	ROJAS Jeison	CRC	55:32.2	+4:02.9

Lap	Time	Rank	Gap	SPM	Lap	Time	Rank	Gap	SPM	Lap	Time	Rank	Gap	SPM	SPM	STC
0.5	6:49.0	(45)	+25.3	86.2	1	17:54.7	(54)	++	79.0	1.5	25:19.6	(52)	++	79.2		
						11:05.7					7:24.9				80.7	4537
2	36:31.9	(53)	++	80.2	2.5	43:55.4	(51)	++	81.6	F	55:32.2	(53)	++	83.1		
	11:12.3					7:23.5					11:36.8					



Legend:			
---	Stroke Rate Average	+	Gap or time behind
++	One minute or more behind in split time	F	Finish
SPM	Average strokes per minute	STC	Total strokes

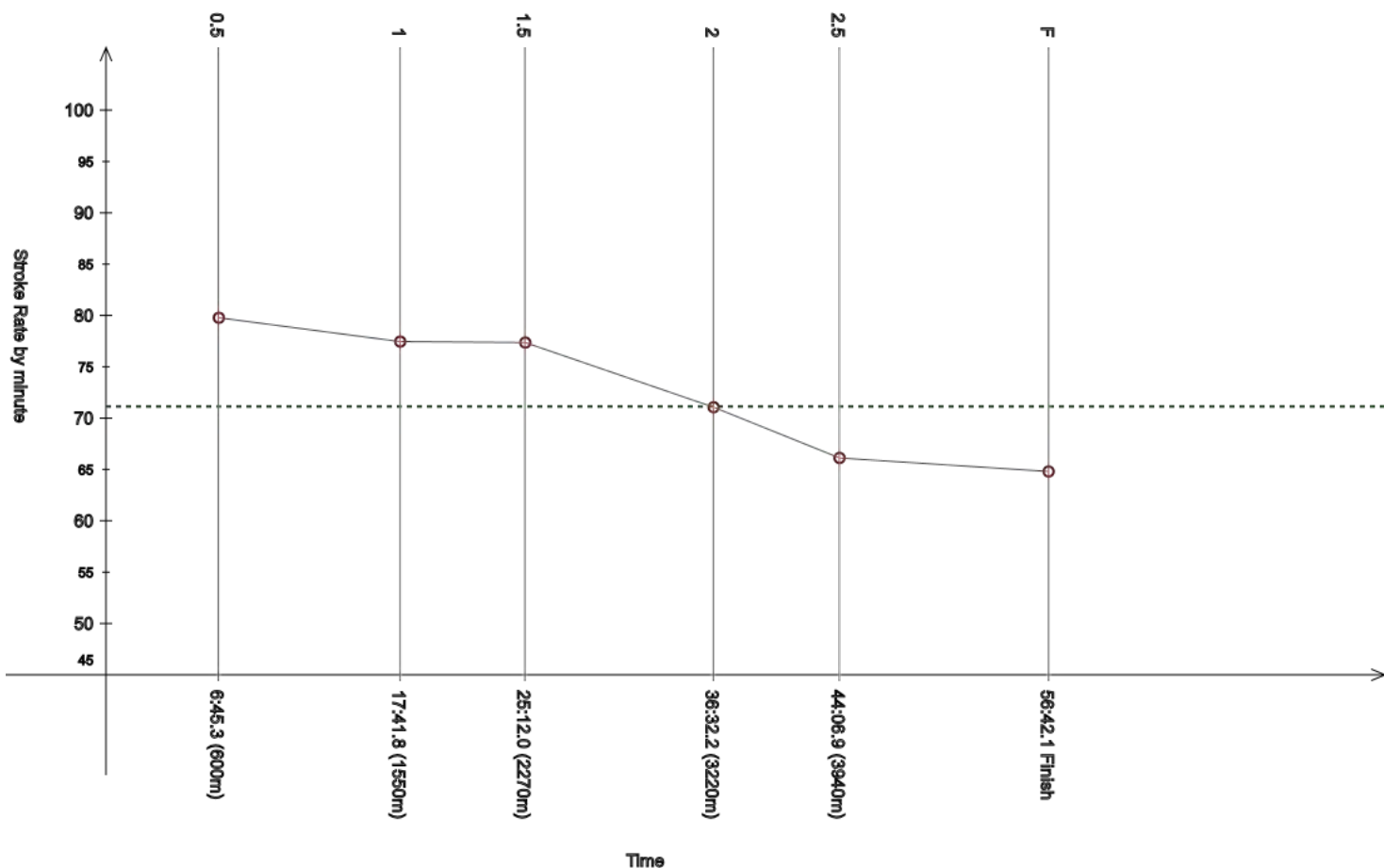
Official Timekeeping by OMEGA

Event 104
7 FEB 2024 - 13:00

Men's 5km

Race Analysis

Rank	Bib	Name	NAT Code			Finish Time			Gap							
54	126	BAYO Christian B	PUR			56:42.1			+5:12.8							
Lap	Time	Rank	Gap	SPM	Lap	Time	Rank	Gap	SPM	Lap	Time	Rank	Gap	SPM	SPM	STC
0.5	6:45.3	(=33)	+21.6	79.8	1	17:41.8	(45)	++	77.5	1.5	25:12.0	(45)	++	77.4		
						10:56.5					7:30.2				71.1	4113
2	36:32.2	(54)	++	71.1	2.5	44:06.9	(52)	++	66.1	F	56:42.1	(54)	++	64.8		
	11:20.2					7:34.7					12:35.2					



Legend:	---	Stroke Rate Average	+	Gap or time behind
	++	One minute or more behind in split time	F	Finish
	SPM	Average strokes per minute	STC	Total strokes

Official Timekeeping by OMEGA

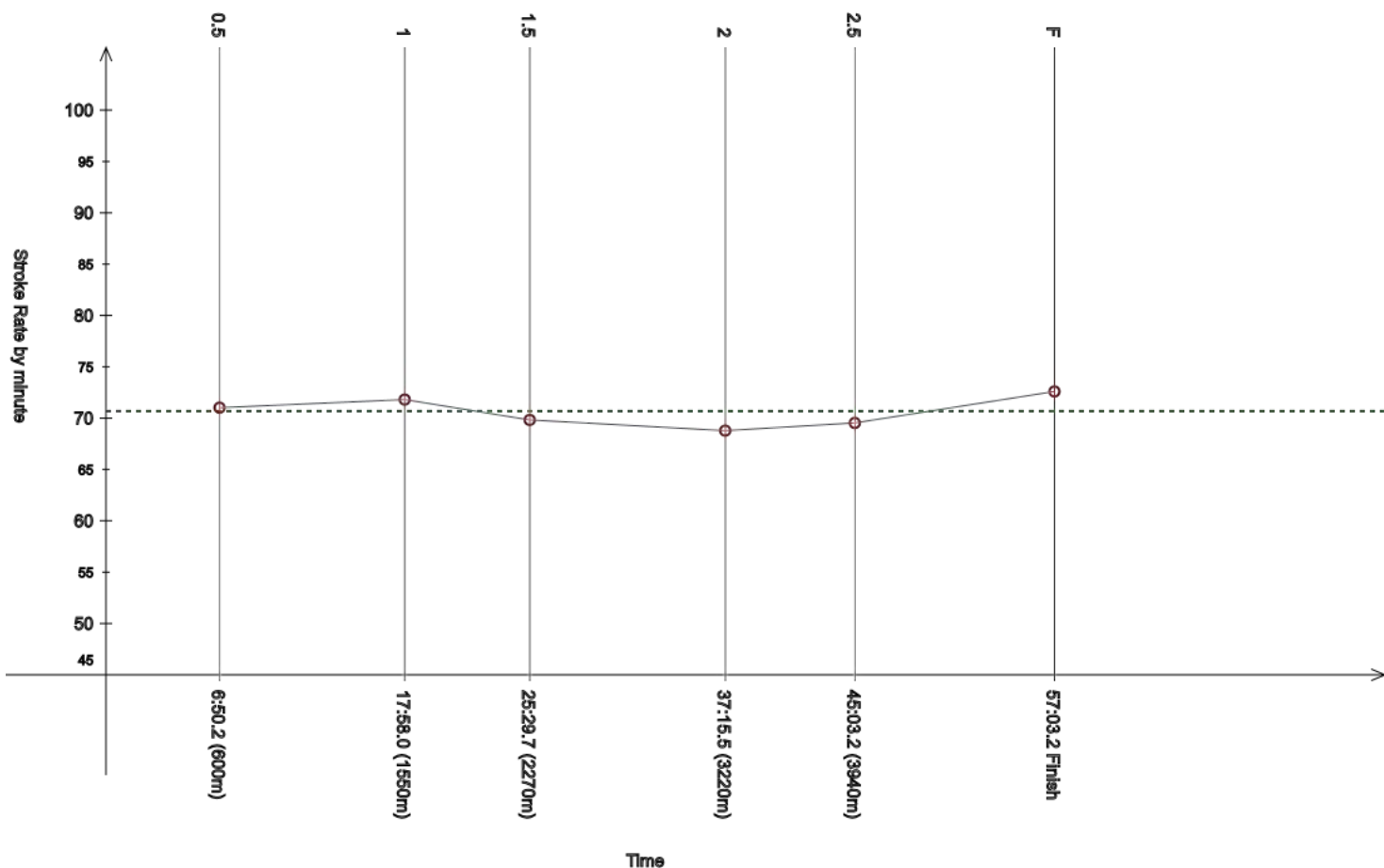
Event 104
7 FEB 2024 - 13:00

Men's 5km

Race Analysis

Rank	Bib	Name				NAT Code				Finish Time	Gap
55	115	EL FALLAKI Ilias				MAR				57:03.2	+5:33.9

Lap	Time	Rank	Gap	SPM	Lap	Time	Rank	Gap	SPM	Lap	Time	Rank	Gap	SPM	SPM	STC
0.5	6:50.2	(49)	+26.5	71.0	1	17:58.0	(58)	++	71.8	1.5	25:29.7	(53)	++	69.8		
						11:07.8					7:31.7				70.7	4065
2	37:15.5	(55)	++	68.8	2.5	45:03.2	(53)	++	69.5	F	57:03.2	(55)	++	72.6		
	11:45.8					7:47.7					12:00.0					



Legend:	---	Stroke Rate Average	+	Gap or time behind
	++	One minute or more behind in split time	F	Finish
	SPM	Average strokes per minute	STC	Total strokes

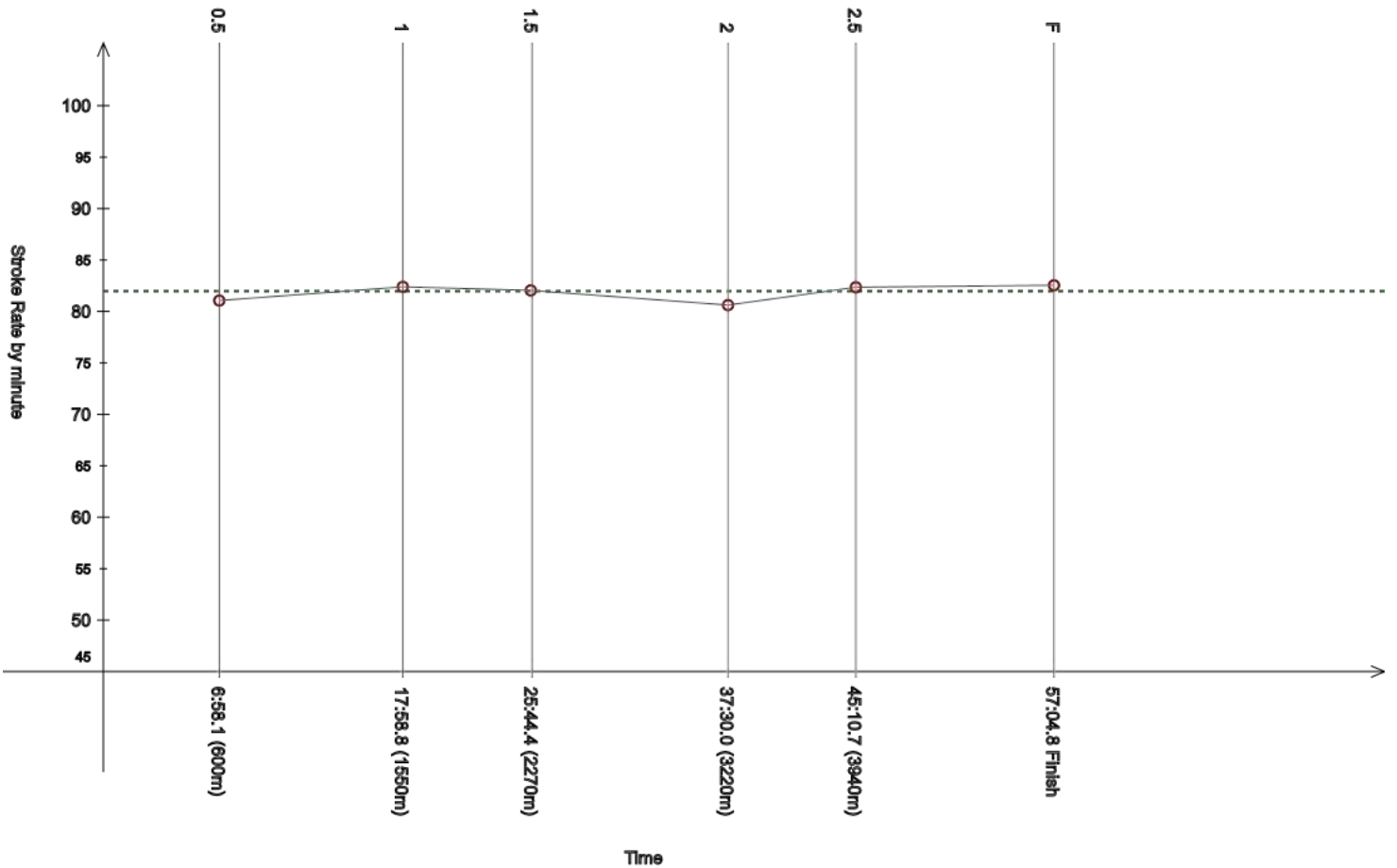
Official Timekeeping by OMEGA

Event 104
7 FEB 2024 - 13:00

Men's 5km

Race Analysis

Rank	Bib	Name				NAT Code				Finish Time	Gap					
56	162	SIN Chin Ting Keith				HKG				57:04.8	+5:35.5					
Lap	Time	Rank	Gap	SPM	Lap	Time	Rank	Gap	SPM	Lap	Time	Rank	Gap	SPM	SPM	STC
0.5	6:58.1	(59)	+34.4	81.1	1	17:58.8	(61)	++	82.4	1.5	25:44.4	(60)	++	82.0		
						11:00.7					7:45.6				82.0	4684
2	37:30.0	(61)	++	80.6	2.5	45:10.7	(55)	++	82.4	F	57:04.8	(56)	++	82.5		
	11:45.6					7:40.7					11:54.1					



Legend:	---	Stroke Rate Average	+	Gap or time behind
	++	One minute or more behind in split time	F	Finish
	SPM	Average strokes per minute	STC	Total strokes

Official Timekeeping by OMEGA

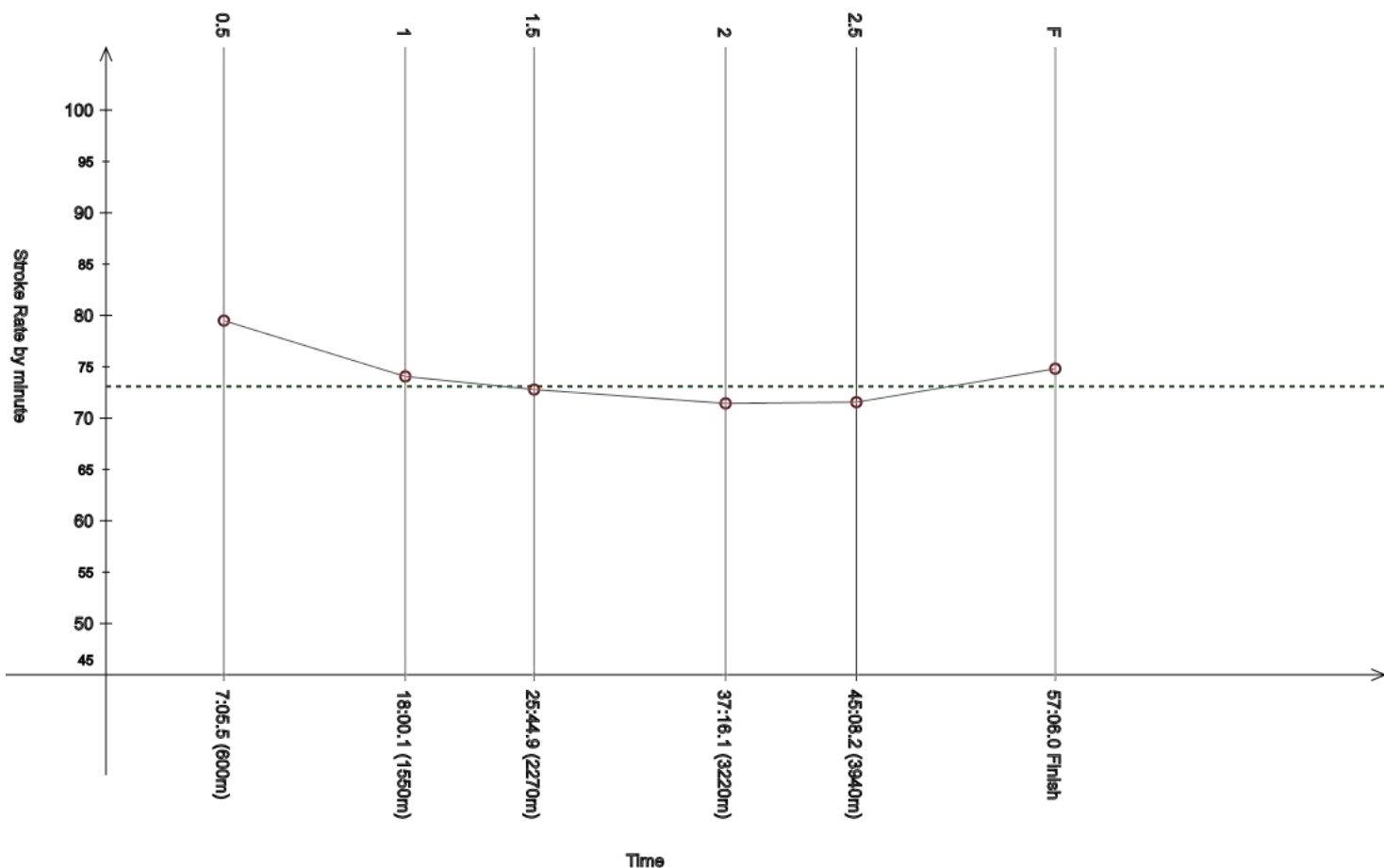
Event 104
7 FEB 2024 - 13:00

Men's 5km

Race Analysis

Rank	Bib	Name	NAT Code			Finish Time	Gap
57	174	URBAN Richard	SVK			57:06.0	+5:36.7

Lap	Time	Rank	Gap	SPM	Lap	Time	Rank	Gap	SPM	Lap	Time	Rank	Gap	SPM	SPM	STC
0.5	7:05.5	(65)	+41.8	79.5	1	18:00.1	(64)	++	74.1	1.5	25:44.9	(61)	++	72.8		
						10:54.6					7:44.8				73.1	4206
2	37:16.1	(56)	++	71.4	2.5	45:08.2	(54)	++	71.6	F	57:06.0	(57)	++	74.8		
	11:31.2					7:52.1					11:57.8					



Legend:	---	Stroke Rate Average	+	Gap or time behind
	++	One minute or more behind in split time	F	Finish
	SPM	Average strokes per minute	STC	Total strokes

Official Timekeeping by OMEGA

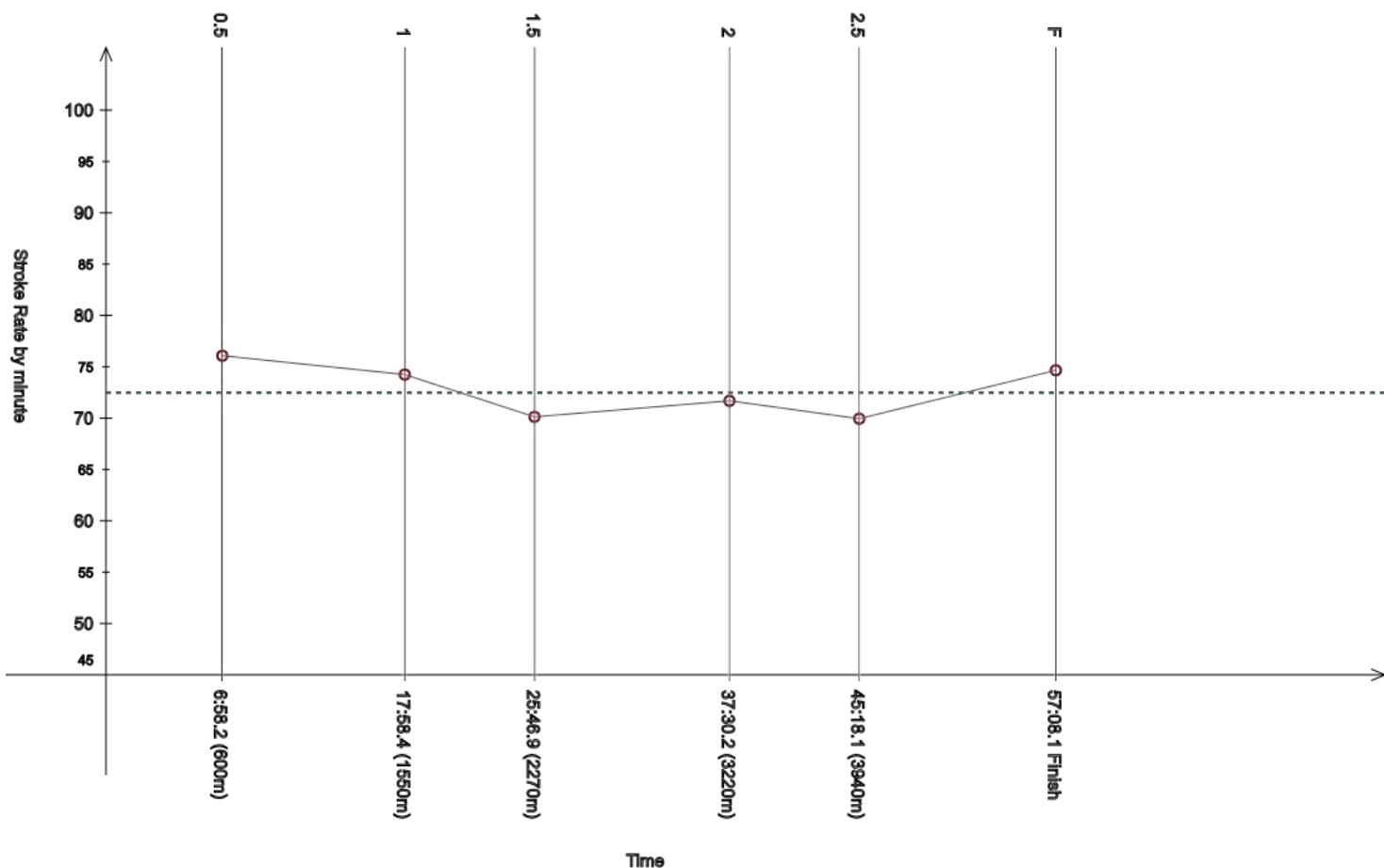
Event 104
7 FEB 2024 - 13:00

Men's 5km

Race Analysis

Rank	Bib	Name	NAT Code	Finish Time	Gap
58	143	DRUENNE Theo	MON	57:08.1	+5:38.8

Lap	Time	Rank	Gap	SPM	Lap	Time	Rank	Gap	SPM	Lap	Time	Rank	Gap	SPM	SPM	STC
0.5	6:58.2	(60)	+34.5	76.1	1	17:58.4	(60)	++	74.2	1.5	25:46.9	(63)	++	70.1		
						11:00.2					7:48.5				72.5	4185
2	37:30.2	(62)	++	71.7	2.5	45:18.1	(57)	++	69.9	F	57:08.1	(58)	++	74.7		
	11:43.3					7:47.9					11:50.0					



Legend:	---	Stroke Rate Average	+	Gap or time behind
	++	One minute or more behind in split time	F	Finish
	SPM	Average strokes per minute	STC	Total strokes

Official Timekeeping by OMEGA

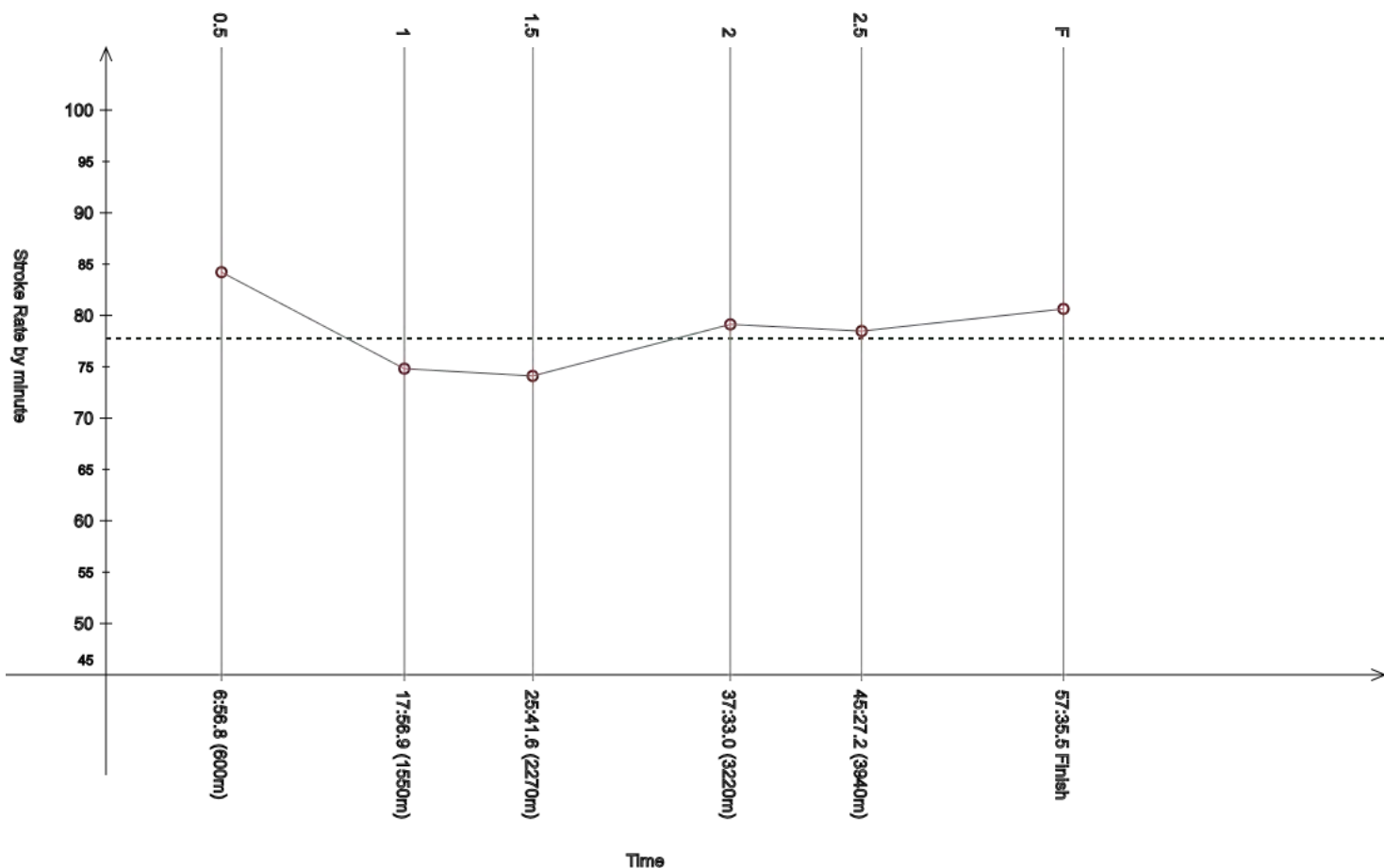
Event 104
7 FEB 2024 - 13:00

Men's 5km

Race Analysis

Rank	Bib	Name	NAT Code	Finish Time	Gap
59	110	WIJAYA Ernest Fabian	INA	57:35.5	+6:06.2

Lap	Time	Rank	Gap	SPM	Lap	Time	Rank	Gap	SPM	Lap	Time	Rank	Gap	SPM	SPM	STC
0.5	6:56.8	(57)	+33.1	84.2	1	17:56.9	(55)	++	74.8	1.5	25:41.6	(=56)	++	74.1		
						11:00.1					7:44.7				77.8	4546
2	37:33.0	(64)	++	79.1	2.5	45:27.2	(62)	++	78.5	F	57:35.5	(59)	++	80.6		
	11:51.4					7:54.2					12:08.3					



Legend:	---	Stroke Rate Average	+	Gap or time behind
	++	One minute or more behind in split time	F	Finish
	SPM	Average strokes per minute	STC	Total strokes

Official Timekeeping by OMEGA

Event 104

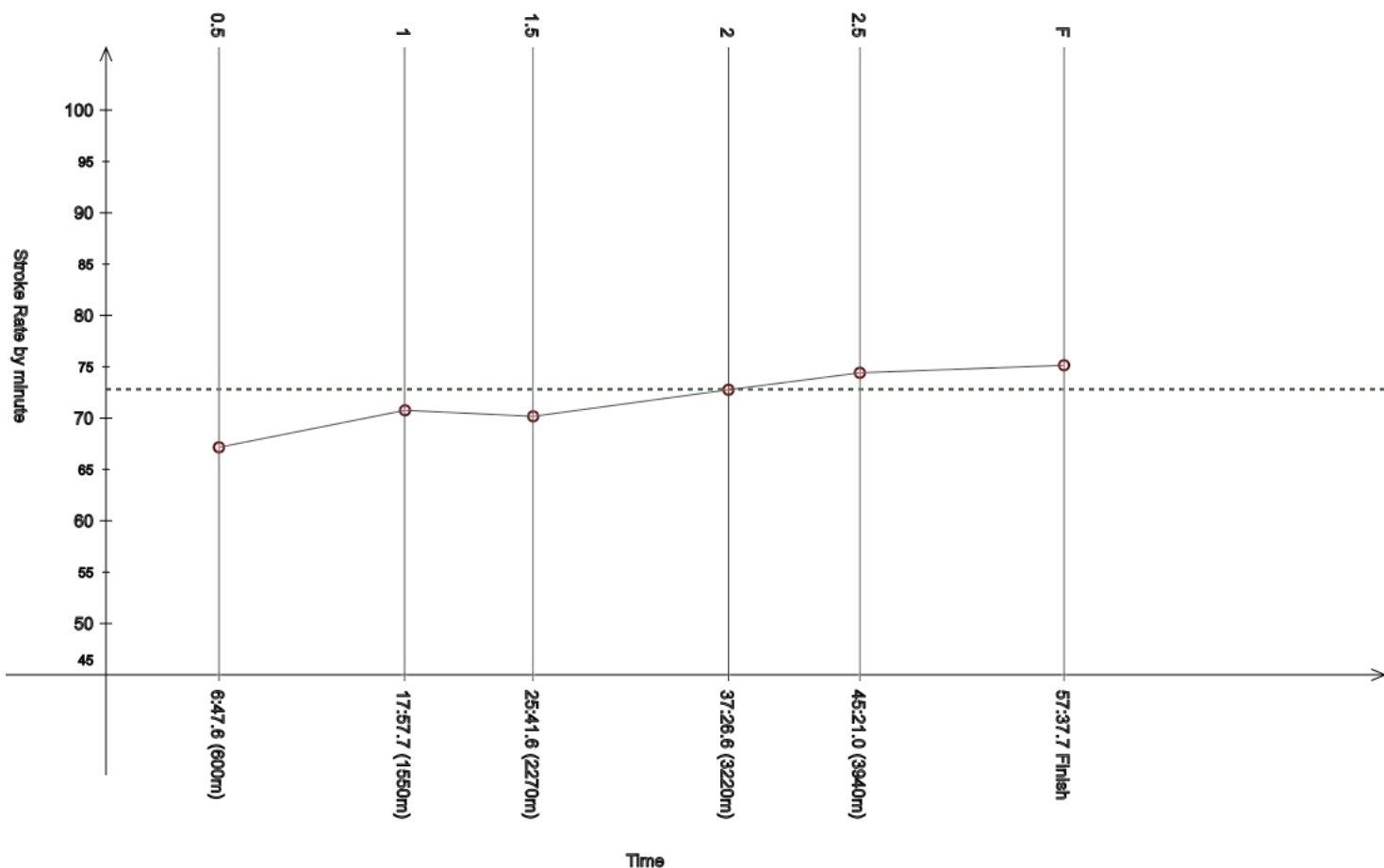
Men's 5km

7 FEB 2024 - 13:00

Race Analysis

Rank	Bib	Name	NAT Code	Finish Time	Gap
60	151	CHO Pei-Chi	TPE	57:37.7	+6:08.4

Lap	Time	Rank	Gap	SPM	Lap	Time	Rank	Gap	SPM	Lap	Time	Rank	Gap	SPM	SPM	STC
0.5	6:47.6	(40)	+23.9	67.2	1	17:57.7	(57)	++	70.8	1.5	25:41.6	(=56)	++	70.2		
						11:10.1					7:43.9				72.8	4250
2	37:26.6	(57)	++	72.8	2.5	45:21.0	(61)	++	74.4	F	57:37.7	(60)	++	75.2		
	11:45.0					7:54.4					12:16.7					



Legend:			
---	Stroke Rate Average	+	Gap or time behind
++	One minute or more behind in split time	F	Finish
SPM	Average strokes per minute	STC	Total strokes

Official Timekeeping by OMEGA

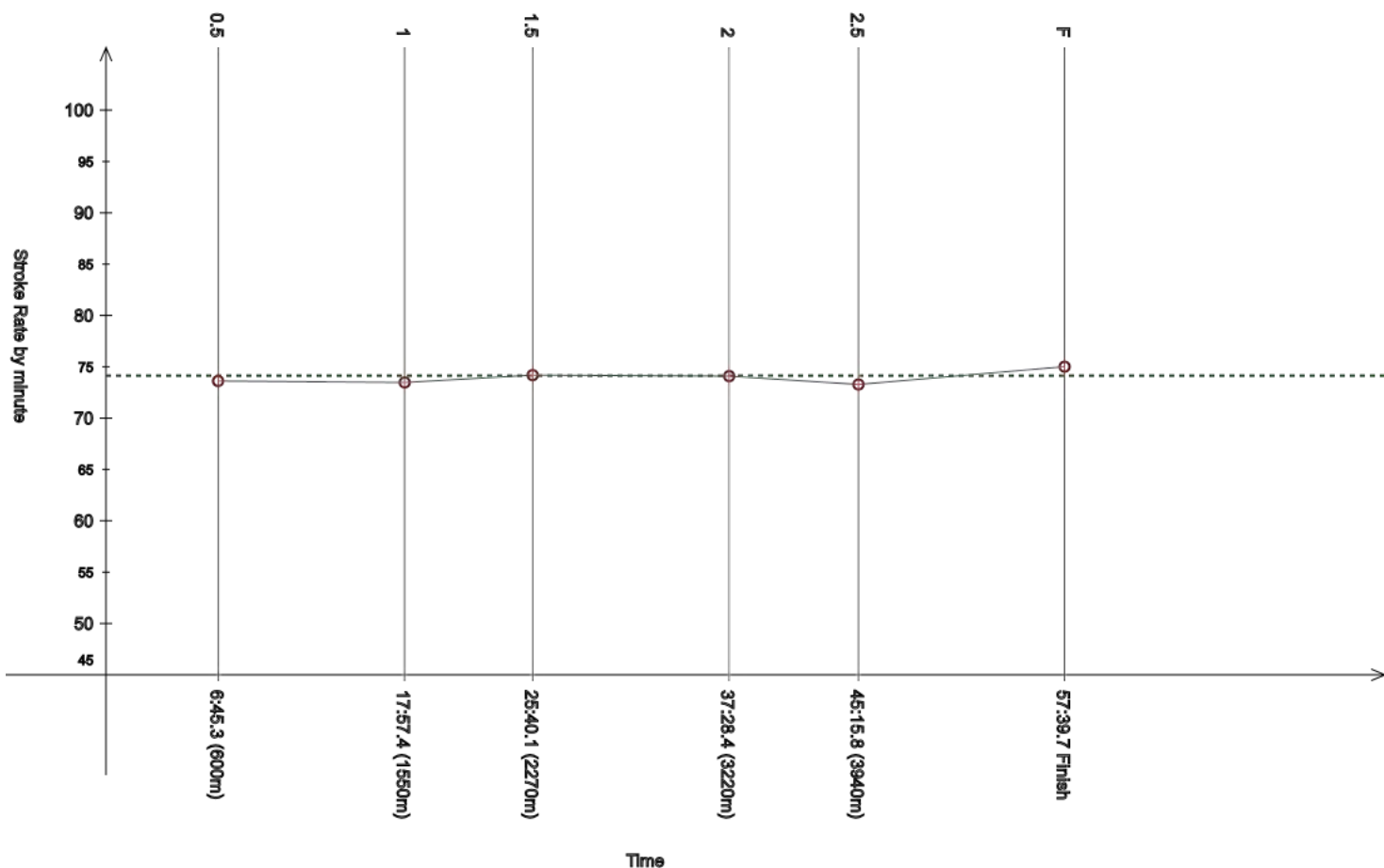
Event 104
7 FEB 2024 - 13:00

Men's 5km

Race Analysis

Rank	Bib	Name	NAT Code	Finish Time	Gap
61	104	NUNEZ BARRERAS Juan Diego	DOM	57:39.7	+6:10.4

Lap	Time	Rank	Gap	SPM	Lap	Time	Rank	Gap	SPM	Lap	Time	Rank	Gap	SPM	SPM	STC
0.5	6:45.3	(=33)	+21.6	73.6	1	17:57.4	(56)	++	73.5	1.5	25:40.1	(55)	++	74.2		
						11:12.1					7:42.7				74.1	4341
2	37:28.4	(59)	++	74.1	2.5	45:15.8	(56)	++	73.3	F	57:39.7	(61)	++	75.0		
	11:48.3					7:47.4					12:23.9					



Legend:	---	Stroke Rate Average	+	Gap or time behind
	++	One minute or more behind in split time	F	Finish
	SPM	Average strokes per minute	STC	Total strokes

Official Timekeeping by OMEGA

Event 104

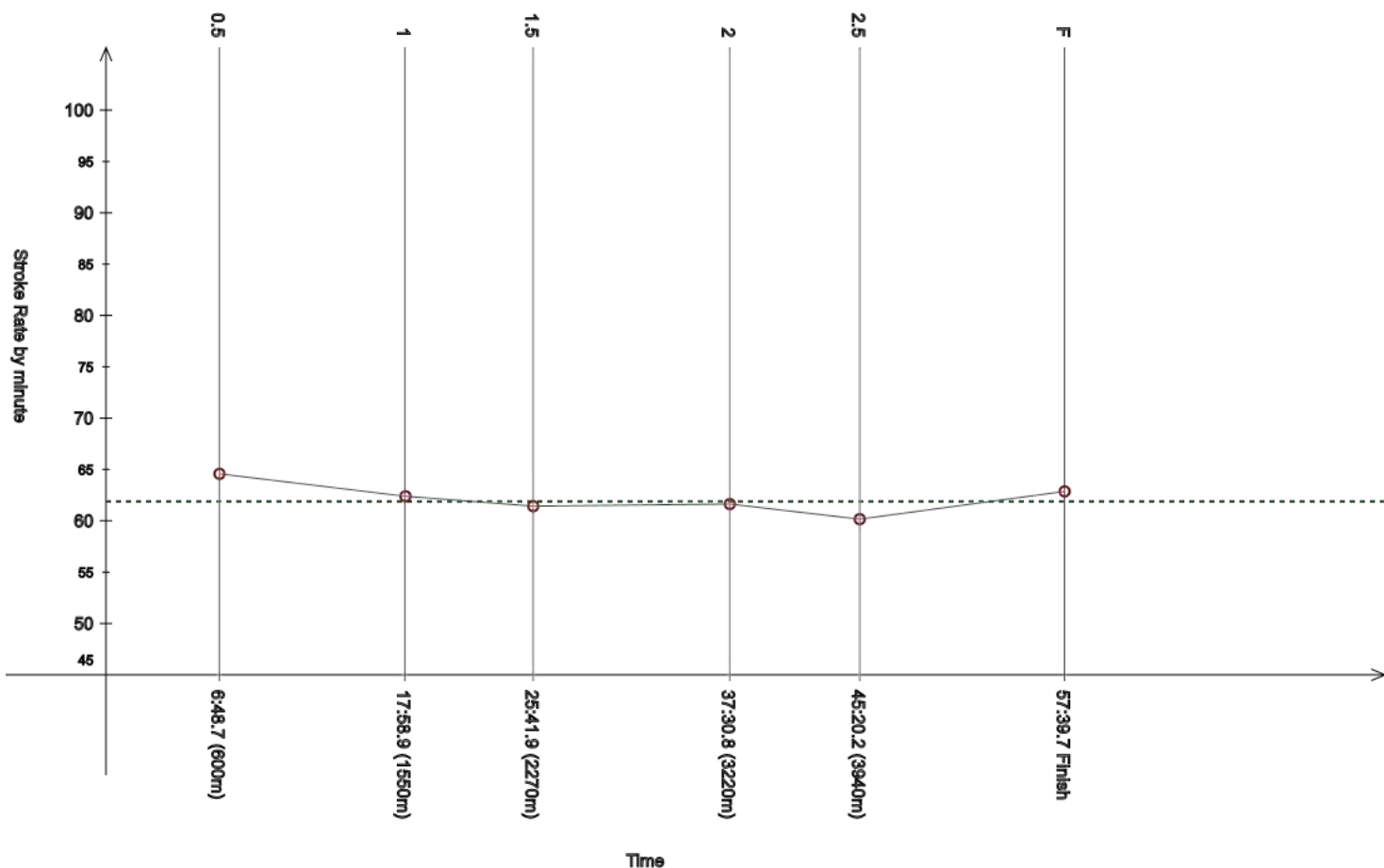
Men's 5km

7 FEB 2024 - 13:00

Race Analysis

Rank	Bib	Name	NAT Code			Finish Time	Gap
62	102	PAYET Damien	SEY			57:39.7	+6:10.4

Lap	Time	Rank	Gap	SPM	Lap	Time	Rank	Gap	SPM	Lap	Time	Rank	Gap	SPM	SPM	STC
0.5	6:48.7	(43)	+25.0	64.6	1	17:58.9	(62)	++	62.4	1.5	25:41.9	(58)	++	61.4		
						11:10.2					7:43.0				61.9	3680
2	37:30.8	(63)	++	61.6	2.5	45:20.2	(60)	++	60.2	F	57:39.7	(62)	++	62.9		
	11:48.9					7:49.4					12:19.5					



Legend:			
---	Stroke Rate Average	+	Gap or time behind
++	One minute or more behind in split time	F	Finish
SPM	Average strokes per minute	STC	Total strokes

Official Timekeeping by OMEGA

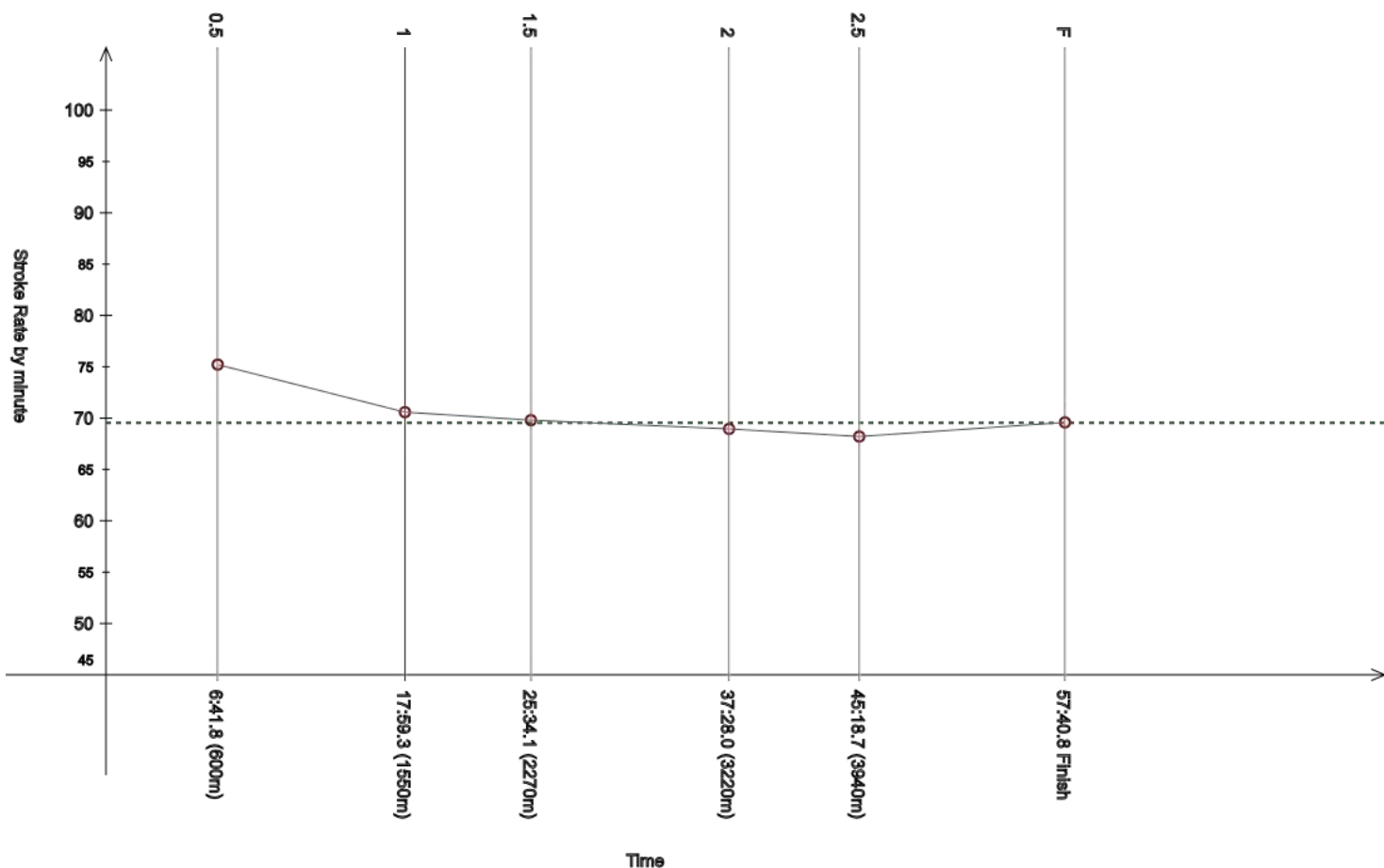
Event 104
7 FEB 2024 - 13:00

Men's 5km

Race Analysis

Rank	Bib	Name				NAT Code				Finish Time	Gap
63	112	VENTER Rossouw				RSA				57:40.8	+6:11.5

Lap	Time	Rank	Gap	SPM	Lap	Time	Rank	Gap	SPM	Lap	Time	Rank	Gap	SPM	SPM	STC
0.5	6:41.8	(28)	+18.1	75.2	1	17:59.3	(63)	++	70.6	1.5	25:34.1	(54)	++	69.8		
						11:17.5					7:34.8				69.5	4058
2	37:28.0	(58)	++	69.0	2.5	45:18.7	(58)	++	68.2	F	57:40.8	(63)	++	69.6		
	11:53.9					7:50.7					12:22.1					



Legend:	---	Stroke Rate Average	+	Gap or time behind
	++	One minute or more behind in split time	F	Finish
	SPM	Average strokes per minute	STC	Total strokes

Official Timekeeping by OMEGA

Event 104

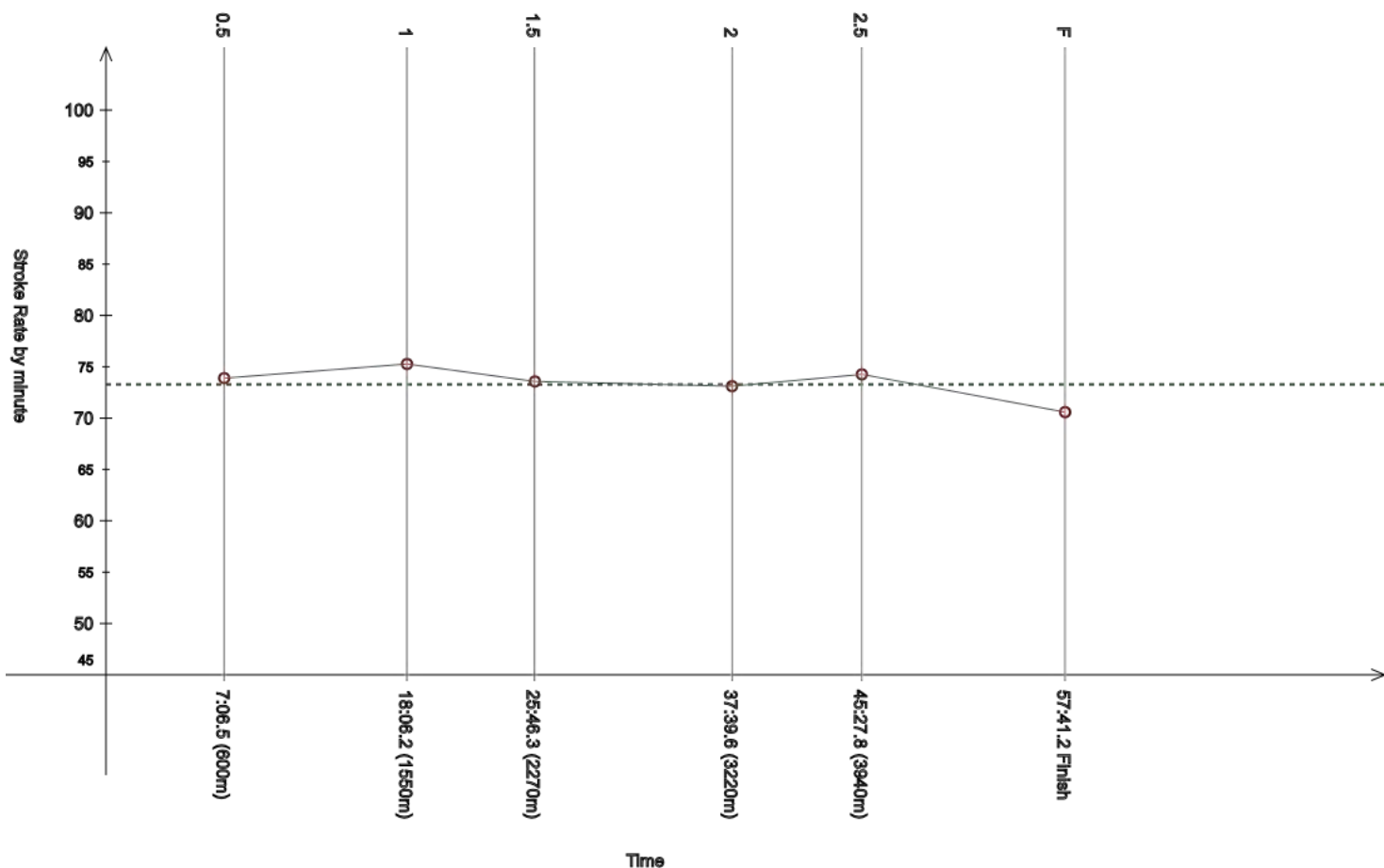
Men's 5km

7 FEB 2024 - 13:00

Race Analysis

Rank	Bib	Name	NAT Code	Finish Time	Gap
64	156	ESSLINGER Nico	NAM	57:41.2	+6:11.9

Lap	Time	Rank	Gap	SPM	Lap	Time	Rank	Gap	SPM	Lap	Time	Rank	Gap	SPM	SPM	STC
0.5	7:06.5	(66)	+42.8	73.9	1	18:06.2	(65)	++	75.3	1.5	25:46.3	(62)	++	73.6		
						10:59.7					7:40.1				73.3	4244
2	37:39.6	(65)	++	73.1	2.5	45:27.8	(63)	++	74.3	F	57:41.2	(64)	++	70.6		
	11:53.3					7:48.2					12:13.4					



Legend:			
---	Stroke Rate Average	+	Gap or time behind
++	One minute or more behind in split time	F	Finish
SPM	Average strokes per minute	STC	Total strokes

Official Timekeeping by OMEGA

Event 104

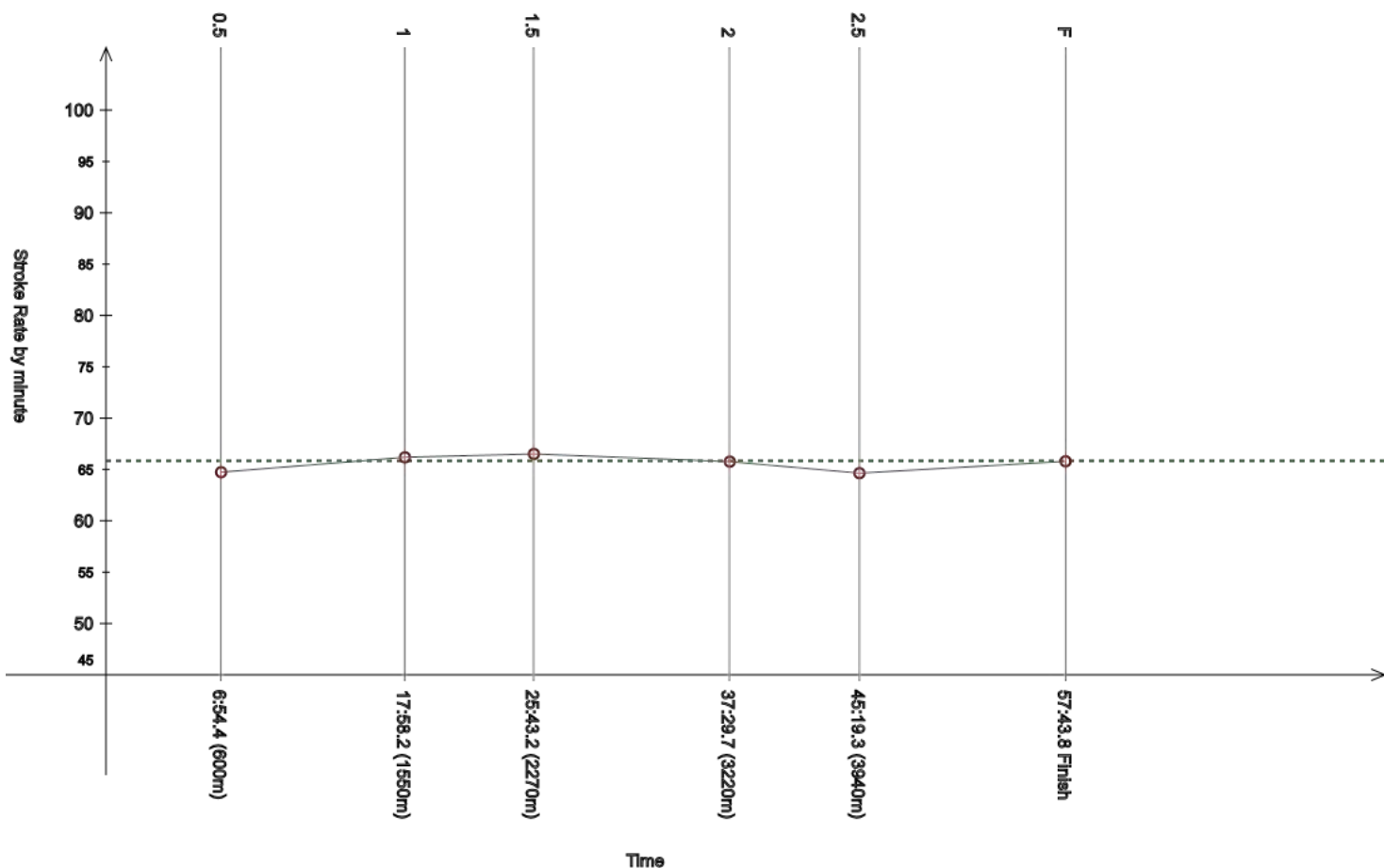
Men's 5km

7 FEB 2024 - 13:00

Race Analysis

Rank	Bib	Name	NAT Code	Finish Time	Gap
65	172	HIREMAGALUR Prashans Manjunath	IND	57:43.8	+6:14.5

Lap	Time	Rank	Gap	SPM	Lap	Time	Rank	Gap	SPM	Lap	Time	Rank	Gap	SPM	SPM	STC
0.5	6:54.4	(=53)	+30.7	64.7	1	17:58.2	(59)	++	66.2	1.5	25:43.2	(59)	++	66.5		
						11:03.8					7:45.0				65.8	3814
2	37:29.7	(60)	++	65.8	2.5	45:19.3	(59)	++	64.6	F	57:43.8	(65)	++	65.8		
	11:46.5					7:49.6					12:24.5					



Legend:			
---	Stroke Rate Average	+	Gap or time behind
++	One minute or more behind in split time	F	Finish
SPM	Average strokes per minute	STC	Total strokes

Official Timekeeping by OMEGA

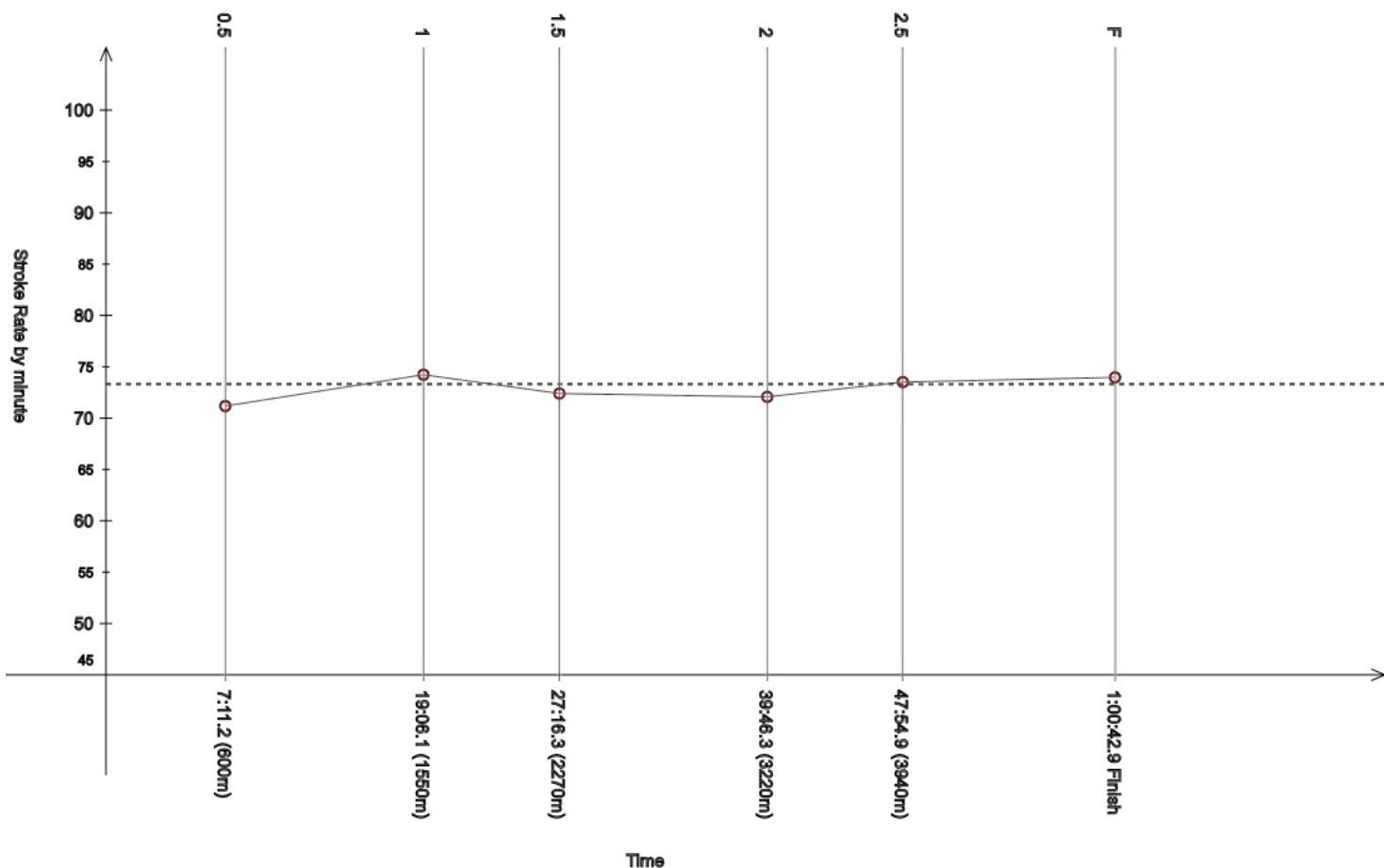
Event 104
7 FEB 2024 - 13:00

Men's 5km

Race Analysis

Rank	Bib	Name				NAT Code				Finish Time	Gap
66	170	SHEHAN B Dilanka				SRI				1:00:42.9	+9:13.6

Lap	Time	Rank	Gap	SPM	Lap	Time	Rank	Gap	SPM	Lap	Time	Rank	Gap	SPM	SPM	STC
0.5	7:11.2	(68)	+47.5	71.2	1	19:06.1	(69)	++	74.2	1.5	27:16.3	(68)	++	72.4		
						11:54.9					8:10.2				73.3	4469
2	39:46.3	(68)	++	72.1	2.5	47:54.9	(66)	++	73.5	F	1:00:42.9	(66)	++	74.0		
	12:30.0					8:08.6					12:48.0					



Legend:	---	Stroke Rate Average	+	Gap or time behind
	++	One minute or more behind in split time	F	Finish
	SPM	Average strokes per minute	STC	Total strokes

Official Timekeeping by OMEGA

Event 104

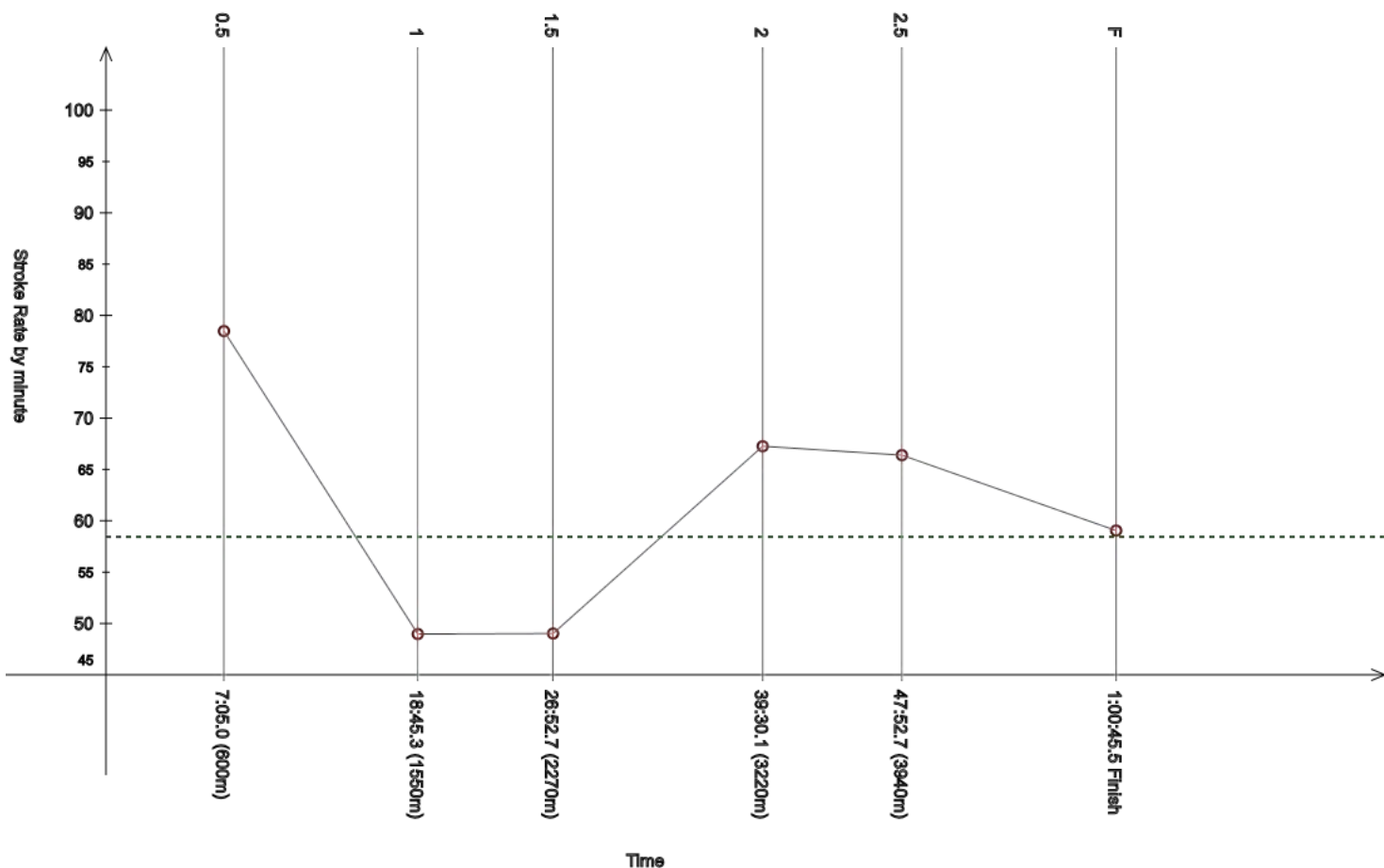
Men's 5km

7 FEB 2024 - 13:00

Race Analysis

Rank	Bib	Name	NAT Code	Finish Time	Gap
67	163	REYES Santiago	GUA	1:00:45.5	+9:16.2

Lap	Time	Rank	Gap	SPM	Lap	Time	Rank	Gap	SPM	Lap	Time	Rank	Gap	SPM	SPM	STC
0.5	7:05.0	(64)	+41.3	78.5	1	18:45.3	(67)	++	49.0	1.5	26:52.7	(64)	++	49.0		
						11:40.3					8:07.4				58.4	3456
2	39:30.1	(66)	++	67.3	2.5	47:52.7	(65)	++	66.4	F	1:00:45.5	(67)	++	59.1		
	12:37.4					8:22.6					12:52.8					



Legend:	
---	Stroke Rate Average
++	One minute or more behind in split time
SPM	Average strokes per minute
+	Gap or time behind
F	Finish
STC	Total strokes

Official Timekeeping by OMEGA

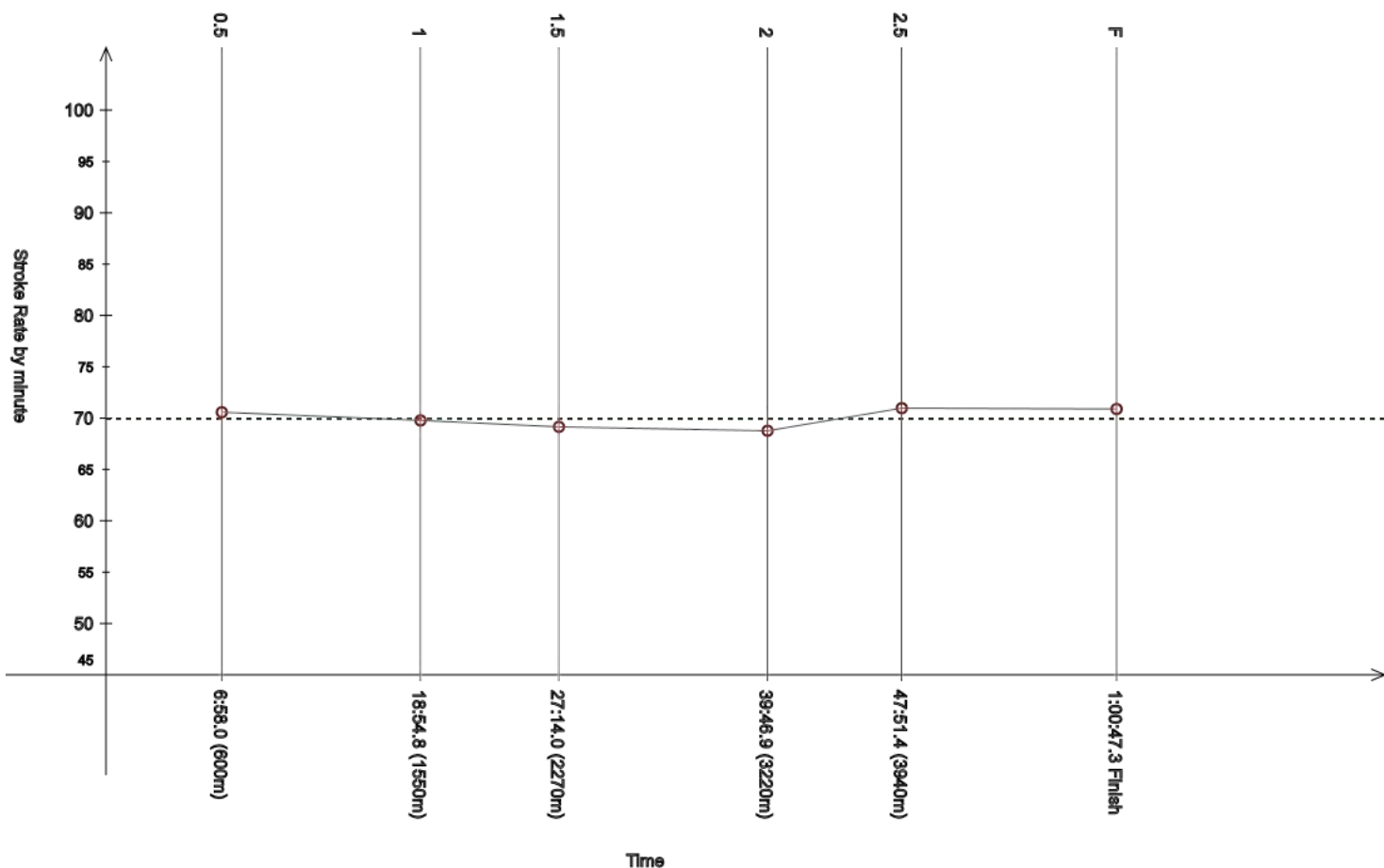
Event 104
7 FEB 2024 - 13:00

Men's 5km

Race Analysis

Rank	Bib	Name	NAT Code			Finish Time			Gap		
68	128	SOLANO Diego	BOL			1:00:47.3			+9:18.0		

Lap	Time	Rank	Gap	SPM	Lap	Time	Rank	Gap	SPM	Lap	Time	Rank	Gap	SPM	SPM	STC
0.5	6:58.0	(58)	+34.3	70.6	1	18:54.8	(68)	++	69.8	1.5	27:14.0	(66)	++	69.2		
						11:56.8					8:19.2				69.9	4320
2	39:46.9	(70)	++	68.8	2.5	47:51.4	(64)	++	71.0	F	1:00:47.3	(68)	++	70.9		
	12:32.9					8:04.5					12:55.9					



Legend:	
---	Stroke Rate Average
++	One minute or more behind in split time
SPM	Average strokes per minute
+	Gap or time behind
F	Finish
STC	Total strokes

Official Timekeeping by OMEGA

Event 104

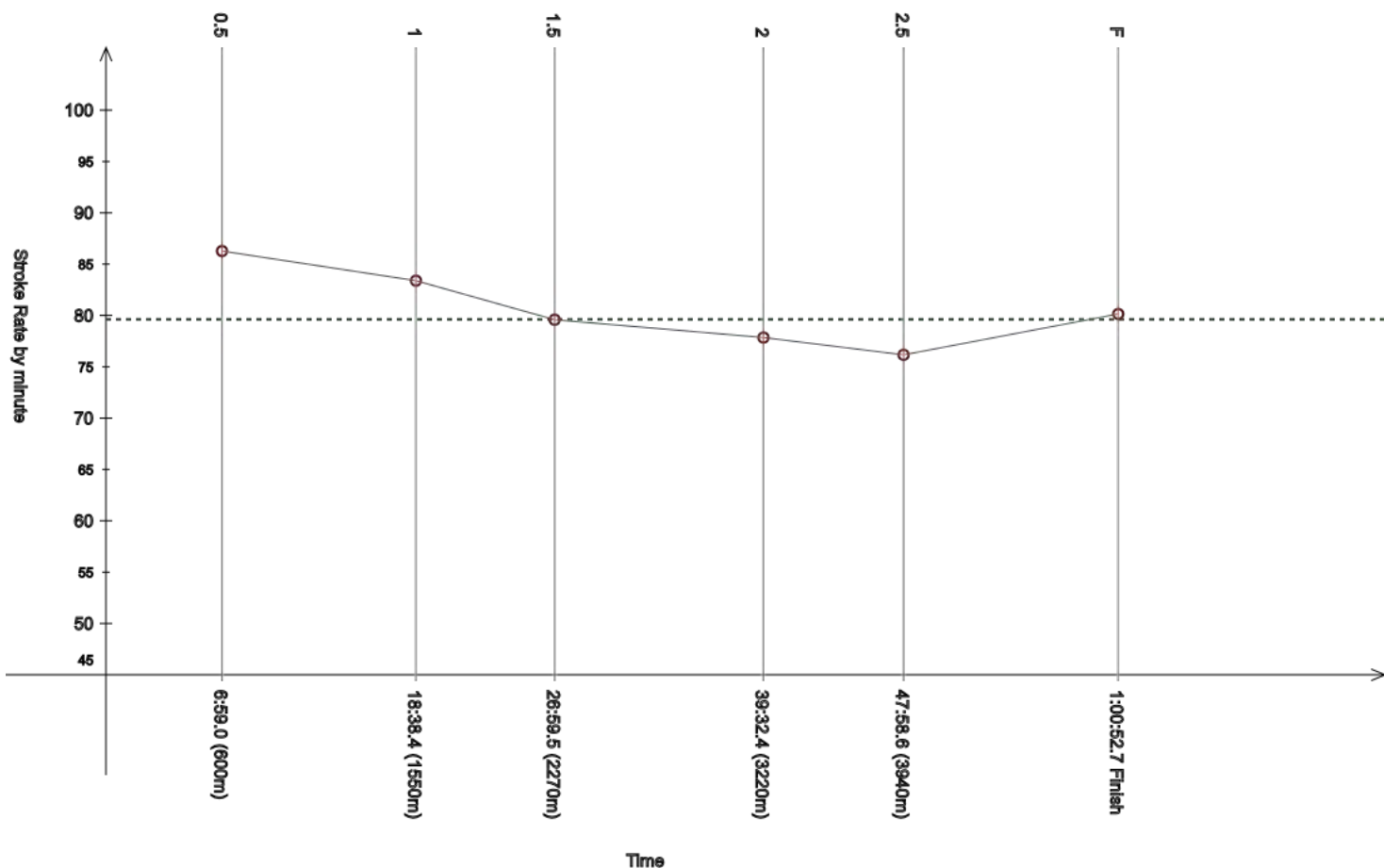
Men's 5km

7 FEB 2024 - 13:00

Race Analysis

Rank	Bib	Name	NAT Code	Finish Time	Gap
69	105	de los SANTOS Rayven	DOM	1:00:52.7	+9:23.4

Lap	Time	Rank	Gap	SPM	Lap	Time	Rank	Gap	SPM	Lap	Time	Rank	Gap	SPM	SPM	STC
0.5	6:59.0	(61)	+35.3	86.3	1	18:38.4	(66)	++	83.4	1.5	26:59.5	(65)	++	79.6		
						11:39.4					8:21.1				79.6	4923
2	39:32.4	(67)	++	77.9	2.5	47:58.6	(67)	++	76.2	F	1:00:52.7	(69)	++	80.2		
	12:32.9					8:26.2					12:54.1					



Legend:			
---	Stroke Rate Average	+	Gap or time behind
++	One minute or more behind in split time	F	Finish
SPM	Average strokes per minute	STC	Total strokes

Official Timekeeping by OMEGA

Event 104

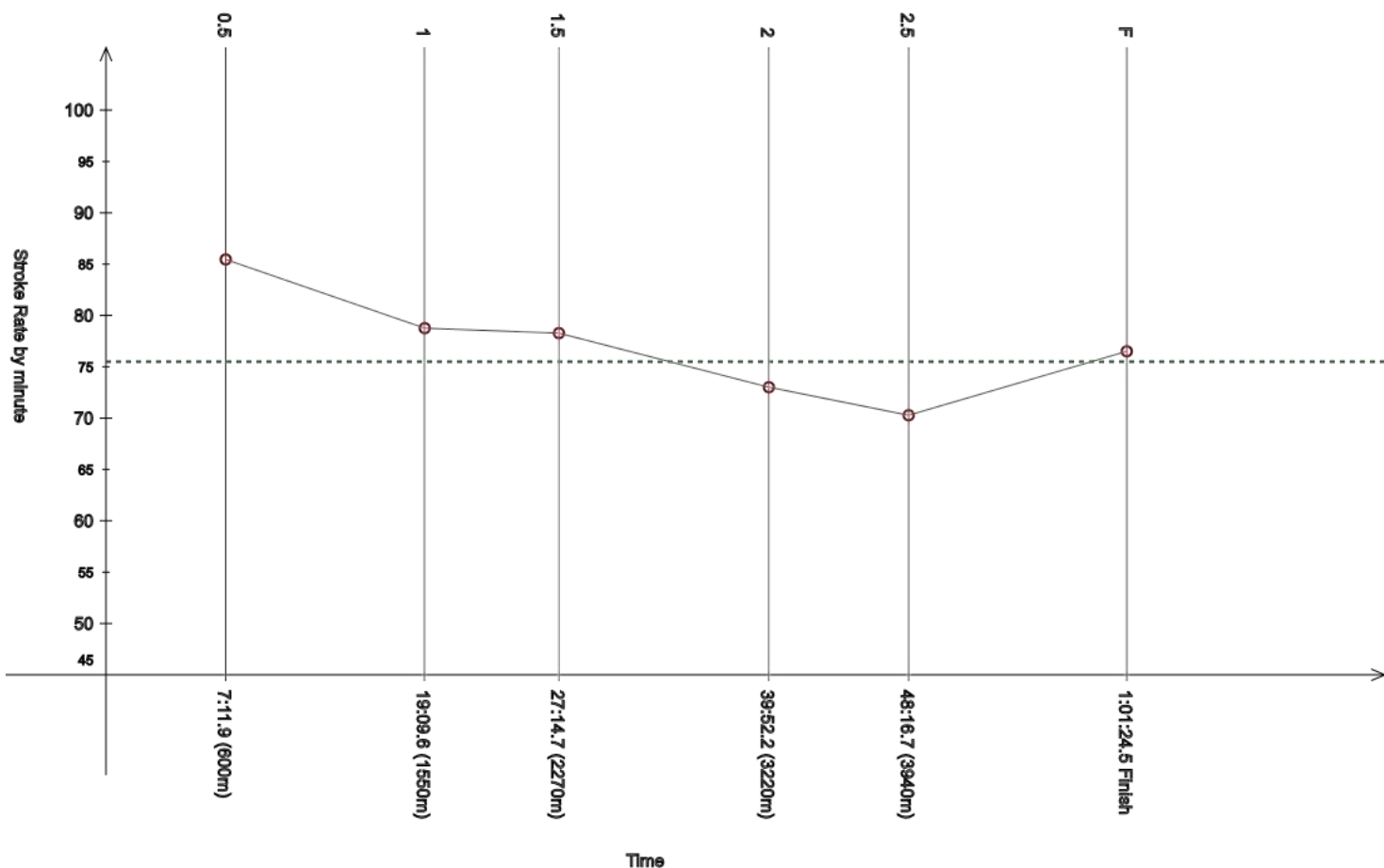
Men's 5km

7 FEB 2024 - 13:00

Race Analysis

Rank	Bib	Name	NAT Code	Finish Time	Gap
70	160	PAYET Thierry	SEY	1:01:24.5	+9:55.2

Lap	Time	Rank	Gap	SPM	Lap	Time	Rank	Gap	SPM	Lap	Time	Rank	Gap	SPM	SPM	STC
0.5	7:11.9	(69)	+48.2	85.5	1	19:09.6	(71)	++	78.8	1.5	27:14.7	(67)	++	78.3		
						11:57.7					8:05.1				75.5	4695
2	39:52.2	(71)	++	73.0	2.5	48:16.7	(69)	++	70.3	F	1:01:24.5	(70)	++	76.5		
	12:37.5					8:24.5					13:07.8					



Legend:			
---	Stroke Rate Average	+	Gap or time behind
++	One minute or more behind in split time	F	Finish
SPM	Average strokes per minute	STC	Total strokes

Official Timekeeping by OMEGA

Event 104

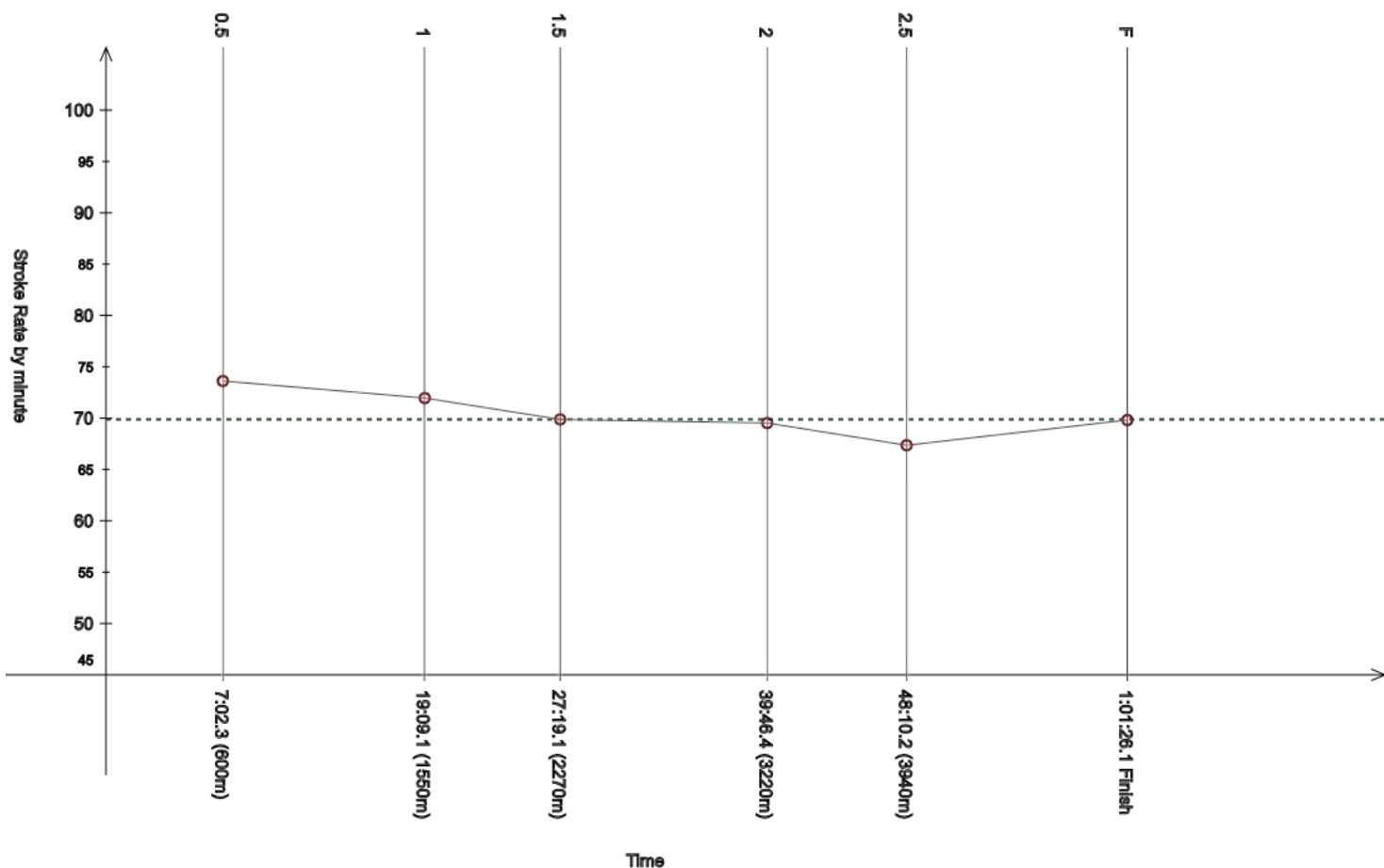
Men's 5km

7 FEB 2024 - 13:00

Race Analysis

Rank	Bib	Name	NAT Code					Finish Time	Gap
71	134	PAL Army	IND					1:01:26.1	+9:56.8

Lap	Time	Rank	Gap	SPM	Lap	Time	Rank	Gap	SPM	Lap	Time	Rank	Gap	SPM	SPM	STC
0.5	7:02.3	(63)	+38.6	73.6	1	19:09.1	(70)	++	72.0	1.5	27:19.1	(69)	++	69.9		
						12:06.8					8:10.0				69.9	4334
2	39:46.4	(69)	++	69.5	2.5	48:10.2	(68)	++	67.4	F	1:01:26.1	(71)	++	69.8		
	12:27.3					8:23.8					13:15.9					



Legend:			
---	Stroke Rate Average	+	Gap or time behind
++	One minute or more behind in split time	F	Finish
SPM	Average strokes per minute	STC	Total strokes

Official Timekeeping by OMEGA

Event 104

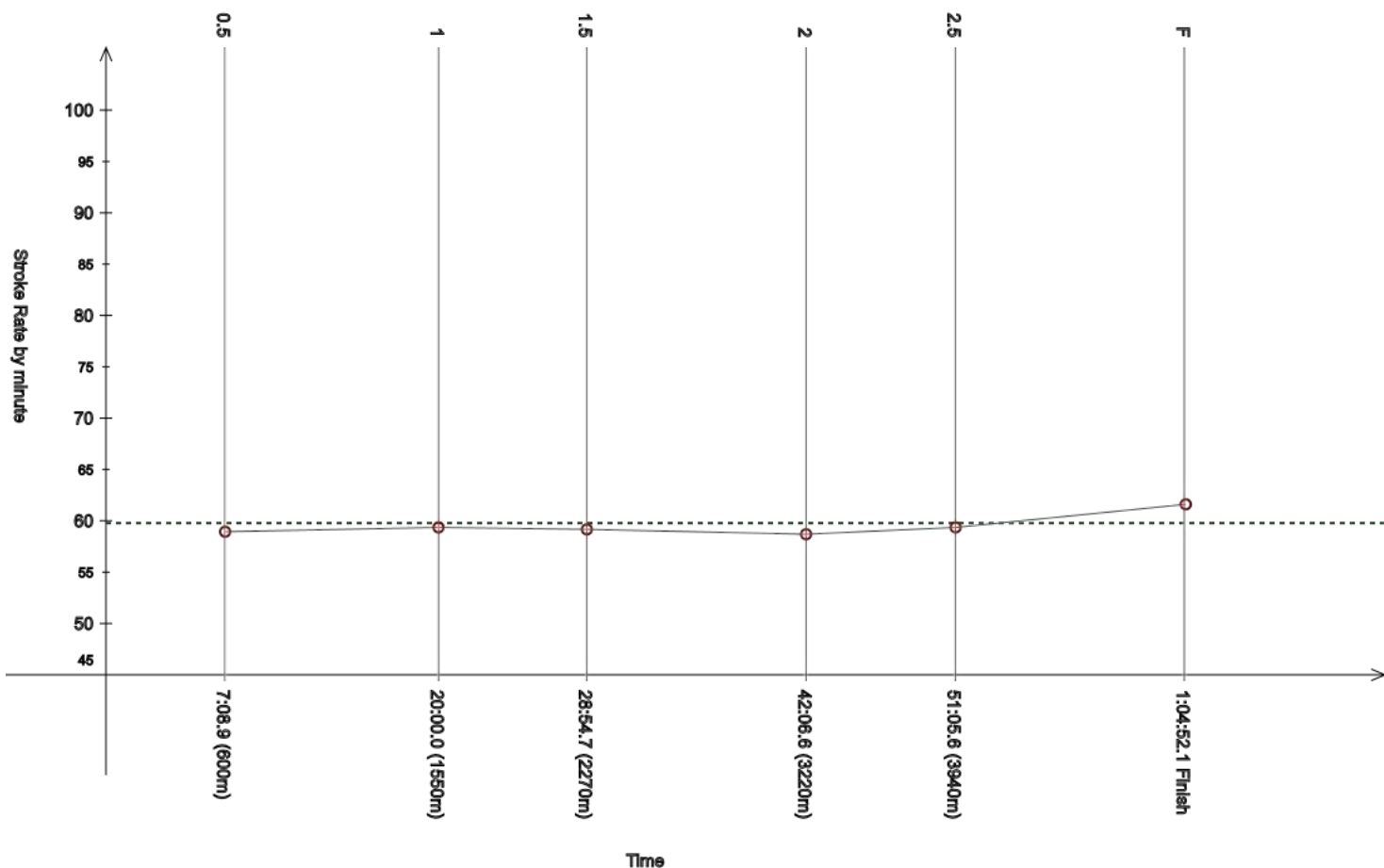
Men's 5km

7 FEB 2024 - 13:00

Race Analysis

Rank	Bib	Name	NAT Code	Finish Time	Gap
72	109	SIKHARULIDZE Davit	GEO	1:04:52.1	+13:22.8

Lap	Time	Rank	Gap	SPM	Lap	Time	Rank	Gap	SPM	Lap	Time	Rank	Gap	SPM	SPM	STC
0.5	7:08.9	(67)	+45.2	58.9	1	20:00.0	(72)	++	59.4	1.5	28:54.7	(70)	++	59.2		
						12:51.1					8:54.7				59.8	4069
2	42:06.6	(72)	++	58.7	2.5	51:05.6	(70)	++	59.4	F	1:04:52.1	(72)	++	61.6		
	13:11.9					8:59.0					13:46.5					



Legend:			
----	Stroke Rate Average	+	Gap or time behind
++	One minute or more behind in split time	F	Finish
SPM	Average strokes per minute	STC	Total strokes

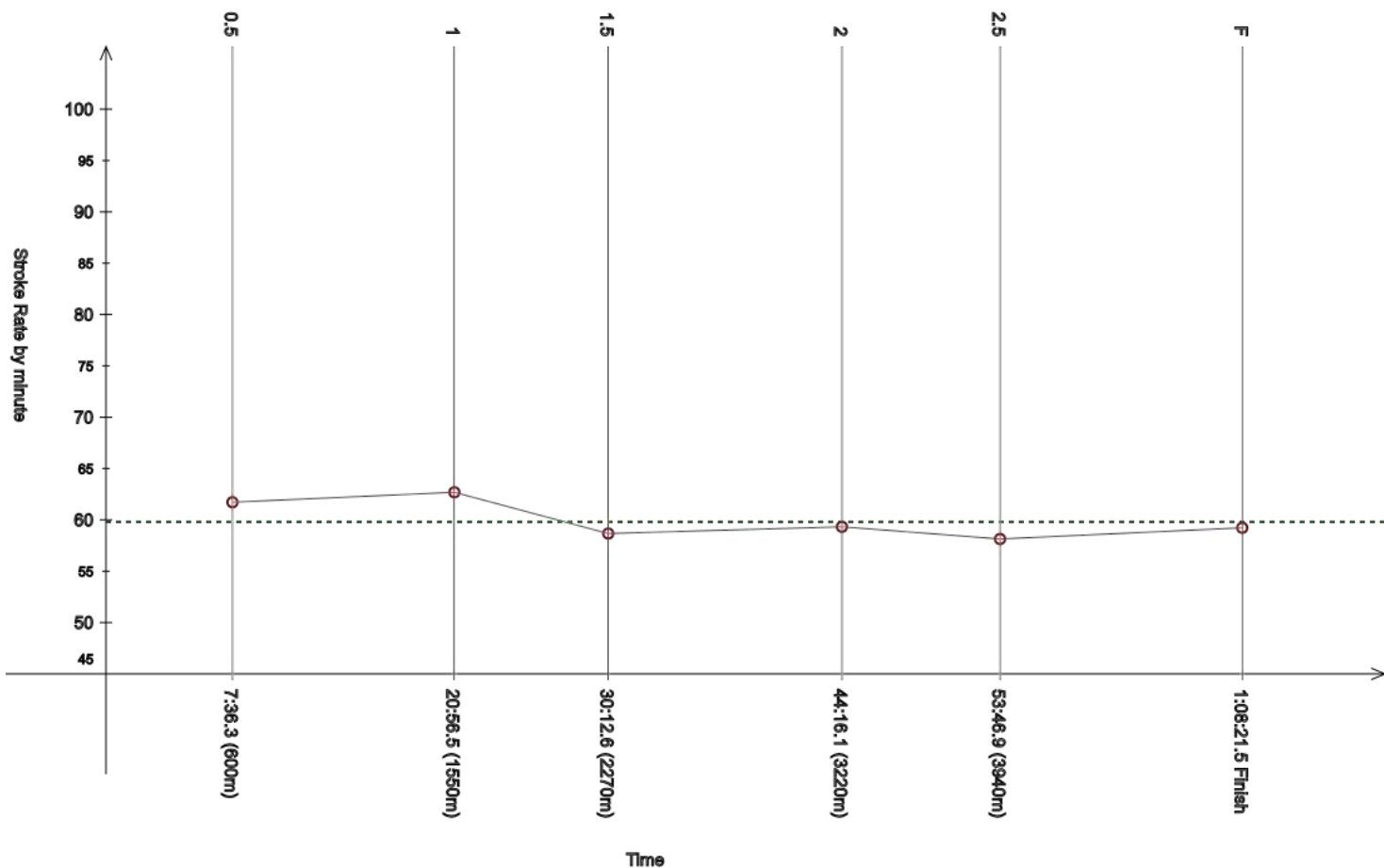
Official Timekeeping by OMEGA

Event 104
7 FEB 2024 - 13:00

Men's 5km

Race Analysis

Rank	Bib	Name	NAT Code					Finish Time	Gap							
	147	AMBALA Atuhaire Ogola	UGA					1:08:21.5	OTL							
Lap	Time	Rank	Gap	SPM	Lap	Time	Rank	Gap	SPM	Lap	Time	Rank	Gap	SPM	SPM	STC
0.5	7:36.3	(70)	++	61.7	1	20:56.5	(73)	++	62.7	1.5	30:12.6	(71)	++	58.7		
						13:20.2					9:16.1				59.8	4124
2	44:16.1	(73)	++	59.3	2.5	53:46.9	(71)	++	58.1	F	1:08:21.5		++	59.2		
	14:03.5					9:30.8										



Legend:	----	Stroke Rate Average	++	One minute or more behind in split time	F	Finish
	OTL	Outside Time Limit	SPM	Average strokes per minute	STC	Total strokes

Official Timekeeping by OMEGA

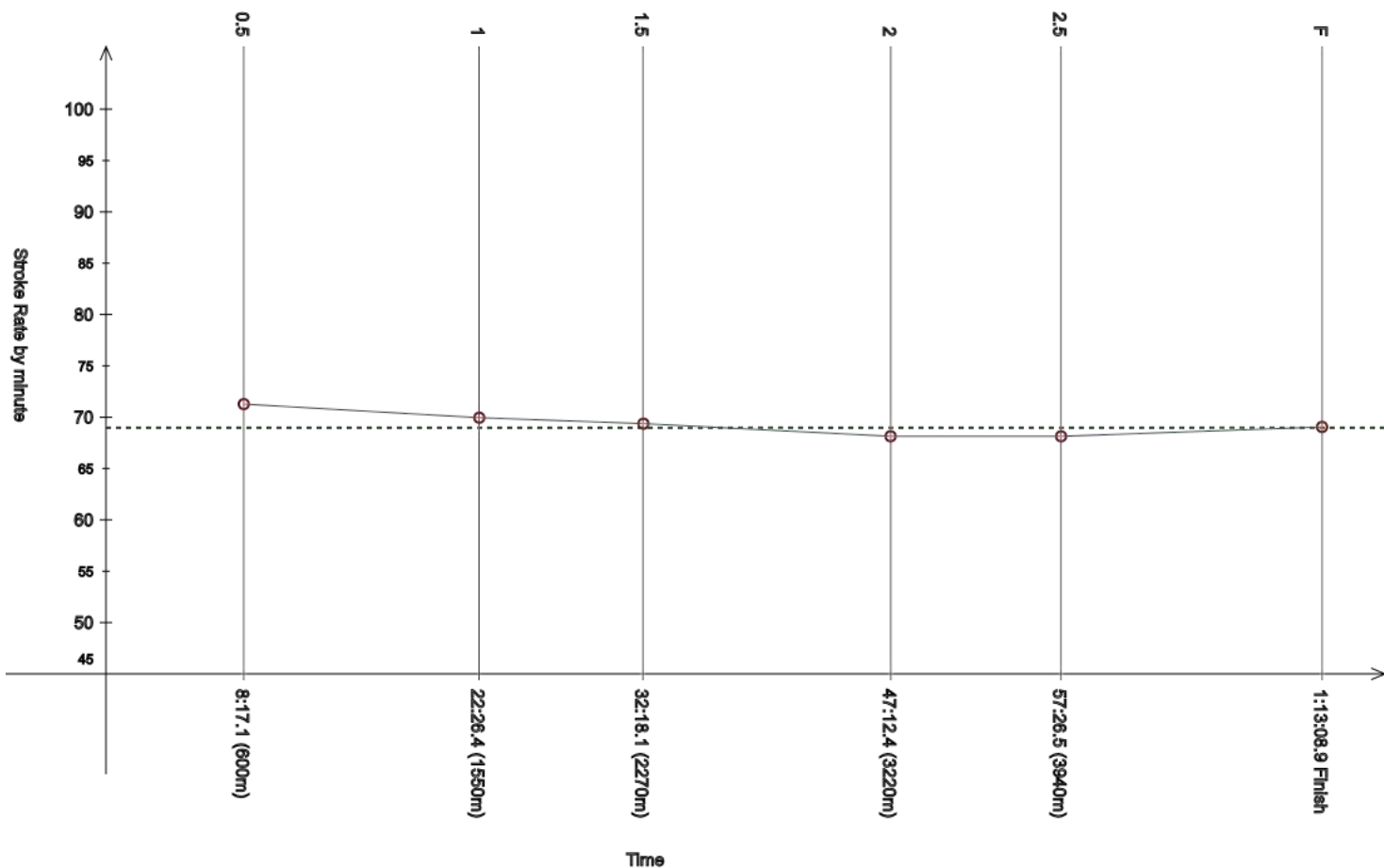
Event 104

Men's 5km

7 FEB 2024 - 13:00

Race Analysis

Rank	Bib	Name	NAT Code					Finish Time	Gap							
	154	BAYUSUF Igbaal	KEN					1:13:08.9	OTL							
Lap	Time	Rank	Gap	SPM	Lap	Time	Rank	Gap	SPM	Lap	Time	Rank	Gap	SPM	SPM	STC
0.5	8:17.1	(71)	++	71.3	1	22:26.4	(75)	++	70.0	1.5	32:18.1	(73)	++	69.4		
						14:09.3					9:51.7				69.0	5078
2	47:12.4	(74)	++	68.1	2.5	57:26.5	(73)	++	68.1	F	1:13:08.9		++	69.1		
	14:54.3					10:14.1										



Legend:					
----	Stroke Rate Average	++	One minute or more behind in split time	F	Finish
OTL	Outside Time Limit	SPM	Average strokes per minute	STC	Total strokes

Official Timekeeping by OMEGA

Event 104

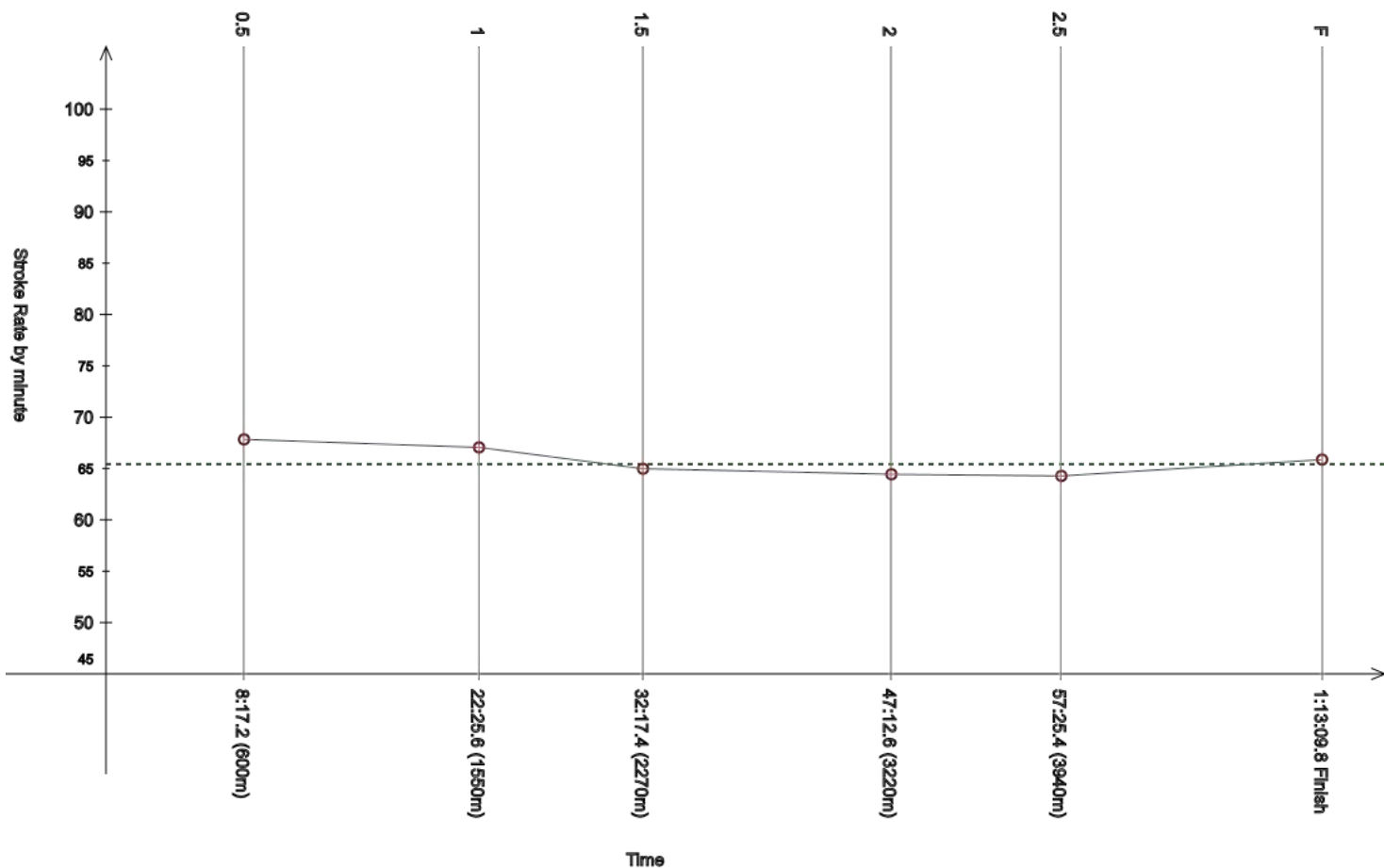
Men's 5km

7 FEB 2024 - 13:00

Race Analysis

Rank	Bib	Name	NAT Code	Finish Time	Gap
	153	van ROOYEN Benco	BOT	1:13:09.8	OTL

Lap	Time	Rank	Gap	SPM	Lap	Time	Rank	Gap	SPM	Lap	Time	Rank	Gap	SPM	SPM	STC
0.5	8:17.2	(72)	++	67.8	1	22:25.6	(74)	++	67.1	1.5	32:17.4	(72)	++	65.0		
						14:08.4					9:51.8				65.4	4825
2	47:12.6	(75)	++	64.4	2.5	57:25.4	(72)	++	64.3	F	1:13:09.8		++	65.9		
	14:55.2					10:12.8										



Legend:					
----	Stroke Rate Average	++	One minute or more behind in split time	F	Finish
OTL	Outside Time Limit	SPM	Average strokes per minute	STC	Total strokes

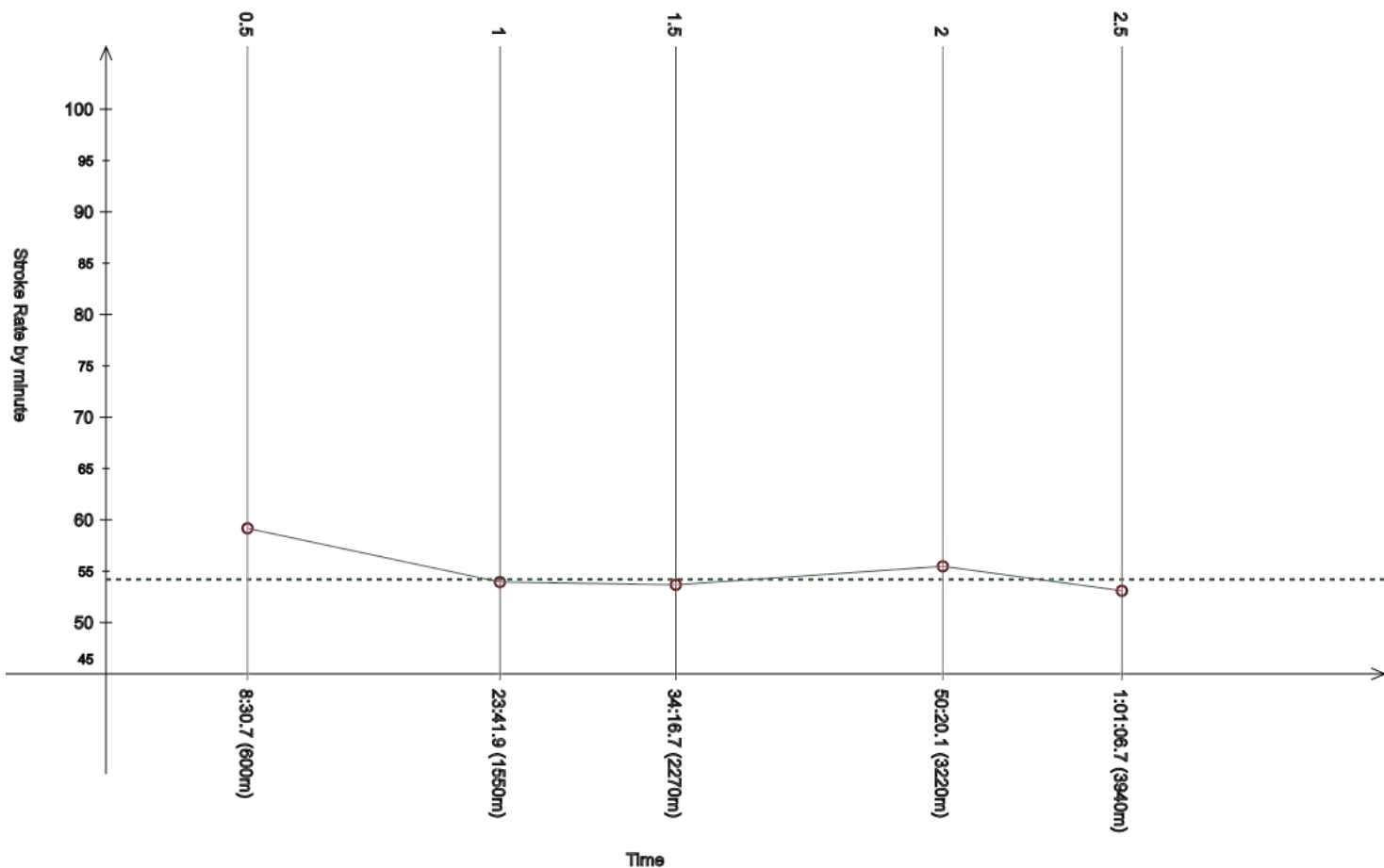
Official Timekeeping by OMEGA

Event 104
7 FEB 2024 - 13:00

Men's 5km

Race Analysis

Rank	Bib	Name	NAT Code			Finish Time			Gap							
	158	ELIAS Yano	ANG			OTL										
Lap	Time	Rank	Gap	SPM	Lap	Time	Rank	Gap	SPM	Lap	Time	Rank	Gap	SPM	SPM	STC
0.5	8:30.7	(73)	++	59.2	1	23:41.9	(76)	++	54.0	1.5	34:16.7	(74)	++	53.7		
						15:11.2					10:34.8				54.2	3394
2	50:20.1	(76)	++	55.5	2.5	1:01:06.7	(74)	++	53.1	F						
	16:03.4					10:46.6										



Legend:	----	Stroke Rate Average	++	One minute or more behind in split time	F	Finish
	OTL	Outside Time Limit	SPM	Average strokes per minute	STC	Total strokes

Official Timekeeping by OMEGA

Event 104
7 FEB 2024 - 13:00

Men's 5km

Race Incident Log

Race Time	Incident	Lap	Bib Number	Name	NAT Code
45:47	Yellow Flag	3	114	PECIAR Tomas	SVK
	Outside Time Limit	3	147	AMBALA Atuhaire Ogola	UGA
	Outside Time Limit	3	153	van ROOYEN Benco	BOT
	Outside Time Limit	3	154	BAYUSUF Igbaal	KEN
	Outside Time Limit	3	158	ELIAS Yano	ANG

Official Timekeeping by OMEGA

Event 104

7 FEB 2024

Men's 5km

Medallists

Medal	Name	NAT
GOLD	FONTAINE Logan	FRA - France
SILVER	OLIVIER Marc-Antoine	FRA - France
BRONZE	ACERENZA Domenico	ITA - Italy

Official Timekeeping by OMEGA

Entry List by Event

As of THU 8 FEB 2024

Number of Entries: 79

NAT Code	Name	Date of Birth
ARG	ALBA Lucas Ezequiel	17 SEP 2000
ARG	CASSINI Franco Ivo	21 JAN 1994
AUS	LEE Kyle	23 FEB 2002
AUS	SLOMAN Nicholas	30 OCT 1997
AUT	HERCOG Jan	10 FEB 1998
BEL	VANHUYS Logan	18 APR 1997
BOL	PLAZA Alejandro	12 FEB 2006
BRA	FARIAS Pedro	6 AUG 2002
BRA	FIGUEIRINHA Henrique	17 JUL 2000
CAN	FAN Hau-Li	8 SEP 1997
CAN	HEDLIN Eric	18 APR 1993
CHN	LIU Peixin	1 JAN 2006
CHN	ZHANG Jinhou	16 NOV 2002
COL	MORALES Juan Manuel	5 DEC 2000
CRC	ROJAS Jeison	10 MAY 2003
CRO	MOGIC Marin	15 JAN 1999
CZE	KOZUBEK Matej	11 MAY 1996
CZE	STRAKA Martin	12 NOV 2000
DOM	de los SANTOS Rayven	13 NOV 2000
DOM	NUNEZ BARRERAS Juan Diego	19 SEP 2005
ECU	ENDERICA SALGADO Esteban	30 OCT 1990
ECU	FARINANGO David	20 OCT 2000
ESP	PUJOL Guillem	13 FEB 1997
EST	PASKO Jaan	18 SEP 2006
FRA	FONTAINE Logan	25 MAR 1999
FRA	OLIVIER Marc-Antoine	18 JUN 1996
GBR	PARDOE Hector	29 MAR 2001
GBR	ROBINSON Tobias Patrick	22 AUG 1996
GER	KLEMET Oliver	18 MAR 2002
GER	WELLBROCK Florian	19 AUG 1997
GRE	DALDOGIANNIS Asterios	22 MAR 1997

Official Timekeeping by OMEGA

Entry List by Event

As of THU 8 FEB 2024

Number of Entries: 79

NAT Code	Name	Date of Birth
GRE	KYNIGAKIS Athanasios	21 AUG 1998
GUA	REYES Santiago	11 DEC 1999
HKG	SIN Chin Ting Keith	5 DEC 1994
HKG	THORLEY William Yan	3 SEP 2002
HON	DULIEU Diego	12 NOV 2004
HUN	BETLEHEM David	4 SEP 2003
HUN	RASOVSKY Kristof	27 MAR 1997
INA	PRAWIRA Aflah Fadlan	13 NOV 1997
IND	SINGH Anurag	25 AUG 2002
ISR	GAL Ido	7 DEC 2000
ISR	RODITI Matan	6 OCT 1998
ITA	ACERENZA Domenico	19 JAN 1995
ITA	VERANI Dario	1 JAN 1995
JPN	FURUHATA Kaiki	12 JUL 1999
JPN	MINAMIDE Taishin	13 APR 1996
KAZ	ANDROSSOV Daniil	16 DEC 2003
KAZ	CHEREPANOV Lev	10 MAR 2001
KOR	OH Sebeom	26 FEB 2003
KOR	PARK Jaehun	30 MAY 2000
MAR	EL FALLAKI Ilias	5 FEB 2006
MEX	DELGADILLO Daniel	27 SEP 1989
MEX	STREHLKE DELGADO Paulo	10 JAN 2006
MON	DRUENNE Theo	19 JUL 2005
NAM	SEIDLER Phillip	25 MAR 1998
PER	YWANAGA PAPI Adrian Gustavo	28 JUL 2004
POL	KAPALA Bartosz	28 SEP 2006
POL	WOZNIAK Piotr	7 DEC 2005
POR	CAMPOS Tiago	16 MAR 1999
POR	CARDOSO Diogo	7 APR 2001
PUR	BAYO Christian B	12 APR 1991
PUR	BRUNO Jamarr Andre	10 MAR 2005

Official Timekeeping by OMEGA

Entry List by Event

As of THU 8 FEB 2024

Number of Entries: 79

NAT Code	Name	Date of Birth
RSA	BREYTENBACH Ruan	11 MAY 2002
RSA	LOUW Henre	10 FEB 2002
SGP	LUKASEVITS Artyom	25 JUL 2004
SGP	TAN Sheldon Jon Heng	17 MAR 2005
SLO	PETERLIN Nik	31 AUG 2006
SUI	SCHREIBER Christian	13 JUN 2002
THA	THAMMANANTHACHOTE Ratthawit	11 SEP 2002
THA	WONGCHAROEN Navaphat	3 MAR 1997
TPE	CHO Cheng-Chi	21 OCT 1998
TPE	CHO Pei-Chi	18 JUN 2000
TUR	ALBAYRAK Emir Batur	7 JUN 2007
TUR	HACISAGIR Burhanettin	12 JUN 2006
URU	PACCOT Maximiliano	26 MAY 1996
USA	BRINEGAR Michael	15 SEP 1999
USA	PUSKOVITCH Ivan	28 FEB 2001
VEN	SEGOVIA Johndry	7 SEP 1987
VEN	VERA Diego	21 JUN 1996

Official Timekeeping by OMEGA

Event 102

4 FEB 2024 - 10:30

Men's 10km

Start List

REVISED
3 FEB 13:36

Bib Number	Name	NAT Code	Feeding Position Number	Date of Birth
1	DRUENNE Theo	MON	23	19 JUL 2005
2	ANDROSSOV Daniil	KAZ	37	16 DEC 2003
3	PETERLIN Nik	SLO	61	31 AUG 2006
4	KOZUBEK Matej	CZE	19	11 MAY 1996
5	SIN Chin Ting Keith	HKG	27	5 DEC 1994
6	RASOVSKY Kristof	HUN	21	27 MAR 1997
7	FARIAS Pedro	BRA	56	6 AUG 2002
8	FURUHATA Kaiki	JPN	70	12 JUL 1999
9	FIGUEIRINHA Henrique	BRA	57	17 JUL 2000
10	VERA Diego	VEN	72	21 JUN 1996
11	CHO Cheng-Chi	TPE	5	21 OCT 1998
12	CHEREPANOV Lev	KAZ	38	10 MAR 2001
13	NUNEZ BARRERAS Juan Diego	DOM	39	19 SEP 2005
14	ROJAS Jeison	CRC	24	10 MAY 2003
15	ALBAYRAK Emir Batur	TUR	9	7 JUN 2007
16	KYNIGAKIS Athanasios	GRE	35	21 AUG 1998
17	de los SANTOS Rayven	DOM	40	13 NOV 2000
18	OLIVIER Marc-Antoine	FRA	65	18 JUN 1996
19	WONGCHAROEN Navaphat	THA	25	3 MAR 1997
20	DULIEU Diego	HON	51	12 NOV 2004
21	FAN Hau-Li	CAN	14	8 SEP 1997
22	LOUW Henre	RSA	42	10 FEB 2002
23	CASSINI Franco Ivo	ARG	48	21 JAN 1994
24	DALDOGIANNIS Asterios	GRE	36	22 MAR 1997
25	MORALES Juan Manuel	COL	41	5 DEC 2000
26	MOGIC Marin	CRO	62	15 JAN 1999
27	BRUNO Jamarr Andre	PUR	1	10 MAR 2005
28	VERANI Dario	ITA	46	1 JAN 1995
29	PRAWIRA Aflah Fadlan	INA	69	13 NOV 1997
30	CAMPOS Tiago	POR	7	16 MAR 1999
31	LUKASEVITS Artyom	SGP	63	25 JUL 2004
32	CHO Pei-Chi	TPE	6	18 JUN 2000
33	SCHREIBER Christian	SUI	55	13 JUN 2002
34	FARINANGO David	ECU	33	20 OCT 2000
35	DELGADILLO Daniel	MEX	76	27 SEP 1989
36	KAPALA Bartosz	POL	78	28 SEP 2006
37	FONTAINE Logan	FRA	66	25 MAR 1999

Official Timekeeping by OMEGA

Event 102

Men's 10km

4 FEB 2024 - 10:30

Start List

REVISED
3 FEB 13:36

Bib Number	Name	NAT Code	Feeding Position Number	Date of Birth
38	SLOMAN Nicholas	AUS	44	30 OCT 1997
39	WOZNIAK Piotr	POL	79	7 DEC 2005
40	PASKO Jaan	EST	74	18 SEP 2006
41	YWANAGA PAPI Adrian Gustavo	PER	50	28 JUL 2004
42	CARDOSO Diogo	POR	8	7 APR 2001
43	PUSKOVITCH Ivan	USA	31	28 FEB 2001
44	HERCOG Jan	AUT	52	10 FEB 1998
45	REYES Santiago	GUA	68	11 DEC 1999
46	RODITI Matan	ISR	11	6 OCT 1998
47	ALBA Lucas Ezequiel	ARG	49	17 SEP 2000
48	ENDERICA SALGADO Esteban	ECU	34	30 OCT 1990
49	PACCOT Maximiliano	URU	16	26 MAY 1996
50	MINAMIDE Taishin	JPN	71	13 APR 1996
51	SINGH Anurag	IND	60	25 AUG 2002
52	GAL Ido	ISR	12	7 DEC 2000
53	BRINEGAR Michael	USA	32	15 SEP 1999
54	PARK Jaehun	KOR	17	30 MAY 2000
55	HEDLIN Eric	CAN	15	18 APR 1993
56	ZHANG Jinhou	CHN	58	16 NOV 2002
57	THORLEY William Yan	HKG	28	3 SEP 2002
58	PLAZA Alejandro	BOL	30	12 FEB 2006
59	OH Sebeom	KOR	18	26 FEB 2003
60	THAMMANANTHACHOTE Ratthawit	THA	26	11 SEP 2002
61	BAYO Christian B	PUR	2	12 APR 1991
62	PARDOE Hector	GBR	53	29 MAR 2001
63	SEGOVIA Johndry	VEN	73	7 SEP 1987
64	EL FALLAKI Ilias	MAR	29	5 FEB 2006
65	ROBINSON Tobias Patrick	GBR	54	22 AUG 1996
66	STREHLKE DELGADO Paulo	MEX	77	10 JAN 2006
67	PUJOL Guillem	ESP	75	13 FEB 1997
68	LEE Kyle	AUS	45	23 FEB 2002
69	WELLBROCK Florian	GER	3	19 AUG 1997
70	TAN Sheldon Jon Heng	SGP	64	17 MAR 2005
71	LIU Peixin	CHN	59	1 JAN 2006
72	BREYTENBACH Ruan	RSA	43	11 MAY 2002
73	ACERENZA Domenico	ITA	47	19 JAN 1995
74	HACISAGIR Burhanettin	TUR	10	12 JUN 2006

Official Timekeeping by OMEGA

Event 102

4 FEB 2024 - 10:30

Men's 10km

Start List

REVISED
3 FEB 13:36

Bib Number	Name	NAT Code	Feeding Position Number	Date of Birth
75	KLEMET Oliver	GER	4	18 MAR 2002
76	STRAKA Martin	CZE	20	12 NOV 2000
77	BETLEHEM David	HUN	22	4 SEP 2003
78	SEIDLER Phillip	NAM	13	25 MAR 1998
79	VANHUYS Logan	BEL	67	18 APR 1997

Course Information:

Lap Length: 1.67km Laps: 6 Intermediate Points: 11

Official Timekeeping by OMEGA

Event 102

Men's 10km

4 FEB 2024 - 10:30

Results

Rk	Bib	Name	NAT Code	Lap	Time (Rk)	Gap	Lap	Time (Rk)	Gap	Lap	Time (Rk)	Gap	Lap	Time (Rk)	Gap	Finish Time	Time Gap
1	6	RASOVSKY Kristof	HUN	0.5	6:56.8 (11)	+8.4	1	17:24.4 (1)		1.5	25:01.4 (3)	+3.8	2	35:24.3 (1)		1:48:21.2	
				2.5	43:12.9 (6)	+5.0	3	53:43.1 (1)		3.5	1:01:32.9 (3)	+2.3	4	1:12:01.6 (2)	+0.1		
				4.5	1:19:46.8 (1)		5	1:30:11.7 (4)	+2.6	5.5	1:37:52.2 (=5)	+1.0	F	1:48:21.2 (1)			
2	18	OLIVIER Marc-Antoine	FRA	0.5	6:57.1 (=12)	+8.7	1	17:31.2 (13)	+6.8	1.5	25:04.7 (11)	+7.1	2	35:31.6 (9)	+7.3	1:48:23.6	+2.4
				2.5	43:17.0 (20)	+9.1	3	53:47.8 (9)	+4.7	3.5	1:01:35.7 (=6)	+5.1	4	1:12:07.0 (6)	+5.5		
				4.5	1:19:57.5 (12)	+10.7	5	1:30:10.9 (3)	+1.8	5.5	1:37:54.0 (9)	+2.8	F	1:48:23.6 (2)	+2.4		
3	62	PARDOE Hector	GBR	0.5	6:52.1 (3)	+3.7	1	17:28.7 (=6)	+4.3	1.5	25:03.4 (7)	+5.8	2	35:30.0 (6)	+5.7	1:48:29.2	+8.0
				2.5	43:15.2 (13)	+7.3	3	53:45.2 (4)	+2.1	3.5	1:01:38.2 (9)	+7.6	4	1:12:09.7 (9)	+8.2		
				4.5	1:19:55.0 (10)	+8.2	5	1:30:14.4 (8)	+5.3	5.5	1:37:52.2 (=5)	+1.0	F	1:48:29.2 (3)	+8.0		
4	37	FONTAINE Logan	FRA	0.5	6:56.6 (10)	+8.2	1	17:27.4 (4)	+3.0	1.5	24:57.6 (1)		2	35:27.9 (=2)	+3.6	1:48:29.5	+8.3
				2.5	43:08.8 (2)	+0.9	3	53:43.2 (2)	+0.1	3.5	1:01:30.6 (1)		4	1:12:01.5 (1)			
				4.5	1:19:48.7 (3)	+1.9	5	1:30:09.1 (1)		5.5	1:37:51.9 (4)	+0.7	F	1:48:29.5 (4)	+8.3		
5	38	SLOMAN Nicholas	AUS	0.5	6:55.5 (6)	+7.1	1	17:28.6 (5)	+4.2	1.5	25:06.7 (17)	+9.1	2	35:31.5 (=7)	+7.2	1:48:29.6	+8.4
				2.5	43:15.7 (=15)	+7.8	3	53:47.7 (8)	+4.6	3.5	1:01:42.2 (17)	+11.6	4	1:12:09.1 (8)	+7.6		
				4.5	1:19:54.5 (=7)	+7.7	5	1:30:14.1 (7)	+5.0	5.5	1:37:51.6 (3)	+0.4	F	1:48:29.6 (5)	+8.4		
6	77	BETLEHEM David	HUN	0.5	6:57.1 (=12)	+8.7	1	17:29.8 (=8)	+5.4	1.5	25:02.1 (4)	+4.5	2	35:27.9 (=2)	+3.6	1:48:29.9	+8.7
				2.5	43:12.2 (5)	+4.3	3	53:45.9 (5)	+2.8	3.5	1:01:35.2 (5)	+4.6	4	1:12:05.3 (4)	+3.8		
				4.5	1:19:54.5 (=7)	+7.7	5	1:30:13.5 (6)	+4.4	5.5	1:37:52.6 (7)	+1.4	F	1:48:29.9 (6)	+8.7		
7	73	ACERENZA Domenico	ITA	0.5	6:53.3 (4)	+4.9	1	17:26.7 (3)	+2.3	1.5	25:02.9 (6)	+5.3	2	35:28.0 (4)	+3.7	1:48:30.4	+9.2
				2.5	43:11.3 (3)	+3.4	3	53:44.5 (3)	+1.4	3.5	1:01:31.0 (2)	+0.4	4	1:12:03.7 (3)	+2.2		
				4.5	1:19:48.2 (2)	+1.4	5	1:30:10.5 (2)	+1.4	5.5	1:37:51.3 (2)	+0.1	F	1:48:30.4 (7)	+9.2		
8	28	VERANI Dario	ITA	0.5	7:01.8 (=25)	+13.4	1	17:34.7 (20)	+10.3	1.5	25:13.6 (30)	+16.0	2	35:38.9 (27)	+14.6	1:48:30.8	+9.6
				2.5	43:16.7 (19)	+8.8	3	53:53.0 (19)	+9.9	3.5	1:01:41.8 (16)	+11.2	4	1:12:12.7 (14)	+11.2		
				4.5	1:20:01.9 (18)	+15.1	5	1:30:15.2 (9)	+6.1	5.5	1:37:57.4 (11)	+6.2	F	1:48:30.8 (8)	+9.6		

Official Timekeeping by OMEGA

Results

Rk	Bib	Name	NAT Code	Lap	Time (Rk)	Gap	Lap	Time (Rk)	Gap	Lap	Time (Rk)	Gap	Lap	Time (Rk)	Gap	Finish Time	Time Gap
9	68	LEE Kyle	AUS	0.5	6:55.2 (5)	+6.8	1	17:30.7 (11)	+6.3	1.5	25:03.5 (8)	+5.9	2	35:35.5 (18)	+11.2	1:48:31.2	+10.0
				2.5	43:14.0 (9)	+6.1	3	53:51.2 (17)	+8.1	3.5	1:01:38.5 (10)	+7.9	4	1:12:15.9 (=21)	+14.4		
				4.5	1:19:54.1 (6)	+7.3	5	1:30:18.8 (12)	+9.7	5.5	1:37:53.7 (8)	+2.5	F	1:48:31.2 (9)	+10.0		
10	46	RODITI Matan	ISR	0.5	7:03.0 (32)	+14.6	1	17:39.1 (36)	+14.7	1.5	25:12.2 (26)	+14.6	2	35:35.8 (19)	+11.5	1:48:31.7	+10.5
				2.5	43:16.2 (18)	+8.3	3	53:59.3 (37)	+16.2	3.5	1:01:42.4 (18)	+11.8	4	1:12:13.4 (16)	+11.9		
				4.5	1:19:54.6 (9)	+7.8	5	1:30:23.5 (18)	+14.4	5.5	1:37:56.5 (10)	+5.3	F	1:48:31.7 (10)	+10.5		
11	75	KLEMET Oliver	GER	0.5	7:01.1 (=21)	+12.7	1	17:35.9 (24)	+11.5	1.5	25:05.8 (14)	+8.2	2	35:33.9 (13)	+9.6	1:48:32.3	+11.1
				2.5	43:13.2 (7)	+5.3	3	53:49.2 (10)	+6.1	3.5	1:01:35.7 (=6)	+5.1	4	1:12:08.6 (7)	+7.1		
				4.5	1:19:53.3 (5)	+6.5	5	1:30:12.8 (5)	+3.7	5.5	1:37:58.9 (=13)	+7.7	F	1:48:32.3 (11)	+11.1		
12	34	FARINANGO David	ECU	0.5	7:05.5 (36)	+17.1	1	17:38.1 (34)	+13.7	1.5	25:11.8 (25)	+14.2	2	35:36.5 (21)	+12.2	1:48:34.4	+13.2
				2.5	43:21.4 (28)	+13.5	3	53:53.7 (23)	+10.6	3.5	1:01:45.5 (22)	+14.9	4	1:12:14.8 (20)	+13.3		
				4.5	1:20:00.2 (15)	+13.4	5	1:30:22.8 (16)	+13.7	5.5	1:37:58.9 (=13)	+7.7	F	1:48:34.4 (12)	+13.2		
13	16	KYNIGAKIS Athanasios	GRE	0.5	6:51.1 (2)	+2.7	1	17:28.7 (=6)	+4.3	1.5	25:05.4 (13)	+7.8	2	35:32.1 (10)	+7.8	1:48:34.6	+13.4
				2.5	43:11.4 (4)	+3.5	3	53:47.3 (7)	+4.2	3.5	1:01:41.5 (=14)	+10.9	4	1:12:16.0 (23)	+14.5		
				4.5	1:19:57.9 (13)	+11.1	5	1:30:19.2 (13)	+10.1	5.5	1:37:51.2 (1)		F	1:48:34.6 (13)	+13.4		
14	43	PUSKOVITCH Ivan	USA	0.5	7:03.7 (33)	+15.3	1	17:30.3 (10)	+5.9	1.5	25:05.9 (15)	+8.3	2	35:40.1 (30)	+15.8	1:48:54.4	+33.2
				2.5	43:29.8 (44)	+21.9	3	53:56.3 (26)	+13.2	3.5	- - -		4	1:12:13.8 (17)	+12.3		
				4.5	1:20:06.8 (26)	+20.0	5	1:30:33.5 (20)	+24.4	5.5	1:38:07.0 (19)	+15.8	F	1:48:54.4 (14)	+33.2		
15	65	ROBINSON Tobias Patrick	GBR	0.5	7:21.5 (70)	+33.1	1	17:43.6 (43)	+19.2	1.5	25:22.2 (54)	+24.6	2	35:41.3 (33)	+17.0	1:48:54.7	+33.5
				2.5	43:21.8 (=29)	+13.9	3	53:57.3 (=28)	+14.2	3.5	1:01:48.4 (23)	+17.8	4	1:12:13.3 (15)	+11.8		
				4.5	1:20:07.2 (27)	+20.4	5	1:30:25.7 (19)	+16.6	5.5	1:38:02.8 (18)	+11.6	F	1:48:54.7 (15)	+33.5		
16	44	HERCOG Jan	AUT	0.5	7:01.9 (27)	+13.5	1	17:32.9 (=17)	+8.5	1.5	25:04.0 (9)	+6.4	2	35:34.8 (15)	+10.5	1:48:58.7	+37.5
				2.5	43:14.1 (10)	+6.2	3	53:50.6 (15)	+7.5	3.5	1:01:41.5 (=14)	+10.9	4	1:12:17.3 (25)	+15.8		
				4.5	1:20:00.9 (16)	+14.1	5	1:30:20.6 (14)	+11.5	5.5	1:37:59.3 (15)	+8.1	F	1:48:58.7 (16)	+37.5		

Official Timekeeping by OMEGA

Event 102

4 FEB 2024 - 10:30

Men's 10km

Results

Rk	Bib	Name	NAT Code	Lap	Time (Rk)	Gap	Lap	Time (Rk)	Gap	Lap	Time (Rk)	Gap	Lap	Time (Rk)	Gap	Finish Time	Time Gap
17	76	STRAKA Martin	CZE	0.5	6:58.3 (=16)	+9.9	1	17:30.9 (12)	+6.5	1.5	25:05.0 (12)	+7.4	2	35:34.9 (16)	+10.6	1:48:58.8	+37.6
				2.5	43:20.6 (27)	+12.7	3	53:53.6 (22)	+10.5	3.5	1:01:48.8 (24)	+18.2	4	1:12:10.9 (12)	+9.4		
				4.5	1:19:57.3 (11)	+10.5	5	1:30:17.3 (10)	+8.2	5.5	1:37:57.7 (12)	+6.5	F	1:48:58.8 (17)	+37.6		
18	66	STREHLKE DELGADO Paulo	MEX	0.5	7:05.4 (35)	+17.0	1	17:36.5 (=27)	+12.1	1.5	25:09.1 (19)	+11.5	2	35:34.1 (14)	+9.8	1:49:05.9	+44.7
				2.5	43:23.1 (31)	+15.2	3	53:49.6 (11)	+6.5	3.5	1:01:41.0 (12)	+10.4	4	1:12:10.8 (11)	+9.3		
				4.5	1:19:58.6 (14)	+11.8	5	1:30:21.2 (15)	+12.1	5.5	1:38:00.2 (16)	+9.0	F	1:49:05.9 (18)	+44.7		
19	53	BRINEGAR Michael	USA	0.5	7:02.2 (29)	+13.8	1	17:38.0 (33)	+13.6	1.5	25:13.8 (=31)	+16.2	2	35:40.4 (31)	+16.1	1:49:18.8	+57.6
				2.5	43:18.3 (23)	+10.4	3	53:50.4 (13)	+7.3	3.5	1:01:36.9 (8)	+6.3	4	1:12:11.1 (13)	+9.6		
				4.5	-	-	5	1:30:18.4 (11)	+9.3	5.5	1:38:00.5 (17)	+9.3	F	1:49:18.8 (19)	+57.6		
20	39	WOZNIAK Piotr	POL	0.5	6:55.7 (7)	+7.3	1	17:29.8 (=8)	+5.4	1.5	25:06.3 (16)	+8.7	2	35:36.7 (22)	+12.4	1:49:45.5	+1:24.3
				2.5	43:15.7 (=15)	+7.8	3	53:53.2 (21)	+10.1	3.5	1:01:49.5 (26)	+18.9	4	1:12:33.0 (34)	+31.5		
				4.5	1:20:08.6 (30)	+21.8	5	1:30:44.5 (26)	+35.4	5.5	1:38:35.6 (21)	+44.4	F	1:49:45.5 (20)	++		
21	4	KOZUBEK Matej	CZE	0.5	6:55.9 (=8)	+7.5	1	17:35.3 (=22)	+10.9	1.5	25:15.6 (=39)	+18.0	2	35:45.0 (40)	+20.7	1:49:47.3	+1:26.1
				2.5	43:20.3 (26)	+12.4	3	53:57.1 (27)	+14.0	3.5	1:01:48.9 (25)	+18.3	4	1:12:17.0 (24)	+15.5		
				4.5	1:20:08.8 (31)	+22.0	5	1:30:40.4 (22)	+31.3	5.5	1:38:40.5 (23)	+49.3	F	1:49:47.3 (21)	++		
22	48	ENDERICA SALGADO Esteban	ECU	0.5	7:05.9 (38)	+17.5	1	17:36.2 (25)	+11.8	1.5	25:13.2 (28)	+15.6	2	35:48.1 (41)	+23.8	1:49:53.5	+1:32.3
				2.5	43:24.1 (34)	+16.2	3	53:56.1 (25)	+13.0	3.5	1:01:43.5 (19)	+12.9	4	1:12:17.9 (27)	+16.4		
				4.5	1:20:09.0 (32)	+22.2	5	1:30:34.4 (21)	+25.3	5.5	1:38:41.7 (24)	+50.5	F	1:49:53.5 (22)	++		
23	30	CAMPOS Tiago	POR	0.5	7:09.3 (52)	+20.9	1	17:40.2 (40)	+15.8	1.5	25:13.1 (27)	+15.5	2	35:42.9 (36)	+18.6	1:49:54.5	+1:33.3
				2.5	43:17.9 (21)	+10.0	3	54:00.4 (38)	+17.3	3.5	1:01:54.9 (33)	+24.3	4	1:12:20.2 (30)	+18.7		
				4.5	1:20:06.7 (=24)	+19.9	5	1:30:44.9 (28)	+35.8	5.5	1:38:40.0 (22)	+48.8	F	1:49:54.5 (23)	++		
24	67	PUJOL Guillem	ESP	0.5	7:04.7 (34)	+16.3	1	17:36.4 (26)	+12.0	1.5	25:14.7 (=35)	+17.1	2	35:38.2 (25)	+13.9	1:49:55.5	+1:34.3
				2.5	43:19.7 (=24)	+11.8	3	53:59.2 (36)	+16.1	3.5	1:01:57.8 (38)	+27.2	4	1:12:34.5 (36)	+33.0		
				4.5	1:20:12.3 (34)	+25.5	5	1:30:42.3 (24)	+33.2	5.5	1:38:42.5 (25)	+51.3	F	1:49:55.5 (24)	++		

Official Timekeeping by OMEGA

Results

Rk	Bib	Name	NAT Code	Lap	Time (Rk) Gap	Lap	Time (Rk) Gap	Lap	Time (Rk) Gap	Lap	Time (Rk) Gap	Finish Time Gap
25	50	MINAMIDE Taishin	JPN	0.5	7:00.2 (19)+11.8	1	17:37.4 (32)+13.0	1.5	25:10.3 (21)+12.7	2	35:36.2 (20)+11.9	1:49:57.2 +1:36.0
				2.5	43:14.7 (11) +6.8	3	53:50.5 (14) +7.4	3.5	1:01:55.7 (36)+25.1	4	1:12:17.7 (26)+16.2	
				4.5	1:20:04.8 (21)+18.0	5	1:30:47.0 (29)+37.9	5.5	1:38:44.4 (27)+53.2	F	1:49:57.2 (25) ++	
26	42	CARDOSO Diogo	POR	0.5	7:10.2 (=53)+21.8	1	17:45.5 (50)+21.1	1.5	25:20.7 (50)+23.1	2	35:52.3 (45)+28.0	1:49:58.2 +1:37.0
				2.5	43:26.3 (35)+18.4	3	54:05.5 (41)+22.4	3.5	- - -	4	1:12:18.7 (29)+17.2	
				4.5	1:20:05.9 (23)+19.1	5	1:30:49.0 (31)+39.9	5.5	1:38:44.0 (26)+52.8	F	1:49:58.2 (26) ++	
27	15	ALBAYRAK Emir Batur	TUR	0.5	6:57.9 (15) +9.5	1	17:44.1 (45)+19.7	1.5	25:16.2 (=41)+18.6	2	35:39.7 (28)+15.4	1:49:58.6 +1:37.4
				2.5	43:23.3 (32)+15.4	3	53:58.7 (33)+15.6	3.5	1:01:49.8 (27)+19.2	4	1:12:20.9 (31)+19.4	
				4.5	1:20:08.3 (29)+21.5	5	1:30:44.7 (27)+35.6	5.5	1:38:45.7 (30)+54.5	F	1:49:58.6 (27) ++	
28	11	CHO Cheng-Chi	TPE	0.5	7:02.1 (28)+13.7	1	17:39.4 (38)+15.0	1.5	25:18.2 (=44)+20.6	2	35:44.7 (38)+20.4	1:49:58.7 +1:37.5
				2.5	43:21.8 (=29)+13.9	3	53:57.7 (30)+14.6	3.5	1:01:54.4 (=30)+23.8	4	1:12:31.2 (33)+29.7	
				4.5	1:20:06.7 (=24)+19.9	5	1:30:48.0 (30)+38.9	5.5	1:38:49.0 (31)+57.8	F	1:49:58.7 (28) ++	
29	69	WELLBROCK Florian	GER	0.5	6:48.4 (1)	1	17:25.8 (2) +1.4	1.5	24:58.4 (2) +0.8	2	35:28.5 (5) +4.2	1:49:59.0 +1:37.8
				2.5	43:07.9 (1)	3	53:46.8 (6) +3.7	3.5	1:01:35.1 (4) +4.5	4	1:12:06.2 (5) +4.7	
				4.5	1:19:51.2 (4) +4.4	5	1:30:23.3 (17)+14.2	5.5	1:38:12.9 (20)+21.7	F	1:49:59.0 (29) ++	
30	47	ALBA Lucas Ezequiel	ARG	0.5	7:07.1 (43)+18.7	1	17:36.7 (=29)+12.3	1.5	25:08.6 (18)+11.0	2	35:37.4 (24)+13.1	1:50:08.5 +1:47.3
				2.5	43:15.5 (14) +7.6	3	53:55.0 (24)+11.9	3.5	1:01:44.1 (21)+13.5	4	1:12:18.2 (28)+16.7	
				4.5	1:20:01.4 (17)+14.6	5	1:30:40.7 (23)+31.6	5.5	1:38:44.7 (28)+53.5	F	1:50:08.5 (30) ++	
31	55	HEDLIN Eric	CAN	0.5	6:55.9 (=8) +7.5	1	17:32.5 (16) +8.1	1.5	25:10.8 (22)+13.2	2	35:33.6 (12) +9.3	1:50:17.9 +1:56.7
				2.5	43:15.8 (17) +7.9	3	53:50.8 (16) +7.7	3.5	1:01:43.9 (20)+13.3	4	1:12:14.2 (18)+12.7	
				4.5	1:20:03.9 (20)+17.1	5	1:30:44.4 (25)+35.3	5.5	1:38:44.8 (29)+53.6	F	1:50:17.9 (31) ++	
32	25	MORALES Juan Manuel	COL	0.5	7:12.3 (57)+23.9	1	17:43.8 (44)+19.4	1.5	25:20.4 (49)+22.8	2	35:49.7 (44)+25.4	1:50:43.8 +2:22.6
				2.5	43:28.7 (42)+20.8	3	53:59.0 (35)+15.9	3.5	1:01:55.2 (35)+24.6	4	1:12:35.2 (37)+33.7	
				4.5	1:20:24.4 (35)+37.6	5	1:31:16.0 (34) ++	5.5	1:39:14.6 (32) ++	F	1:50:43.8 (32) ++	

Official Timekeeping by OMEGA

Results

Rk	Bib	Name	NAT Code	Lap	Time (Rk) Gap	Lap	Time (Rk) Gap	Lap	Time (Rk) Gap	Lap	Time (Rk) Gap	Finish Time Gap
33	79	VANHUYS Logan	BEL	0.5	7:00.8 (20)+12.4	1	17:35.3 (=22)+10.9 10:34.5	1.5	25:10.0 (20)+12.4 7:34.7	2	35:35.4 (17)+11.1 10:25.4	1:51:25.0 +3:03.8
				2.5	43:15.1 (12) +7.2 7:39.7	3	53:51.3 (18) +8.2 10:36.2	3.5	1:01:40.2 (11) +9.6 7:48.9	4	1:12:14.7 (19)+13.2 10:34.5	
				4.5	1:20:05.5 (22)+18.7 7:50.8	5	1:31:02.8 (32)+53.7 10:57.3	5.5	1:39:32.5 (33) ++ 8:29.7	F	1:51:25.0 (33) ++ 11:52.5	
34	9	FIGUEIRINHA Henrique	BRA	0.5	7:06.9 (42)+18.5	1	17:46.5 (=52)+22.1 10:39.6	1.5	25:15.3 (37)+17.7 7:28.8	2	35:49.0 (42)+24.7 10:33.7	1:51:43.7 +3:22.5
				2.5	43:29.4 (43)+21.5 7:40.4	3	53:58.1 (31)+15.0 10:28.7	3.5	1:01:50.9 (29)+20.3 7:52.8	4	1:12:15.9 (=21)+14.4 10:25.0	
				4.5	1:20:07.8 (28)+21.0 7:51.9	5	1:31:12.4 (33) ++ 11:04.6	5.5	1:39:37.5 (34) ++ 8:25.1	F	1:51:43.7 (34) ++ 12:06.2	
35	23	CASSINI Franco Ivo	ARG	0.5	7:02.4 (30)+14.0	1	17:31.5 (14) +7.1 10:29.1	1.5	25:02.3 (5) +4.7 7:30.8	2	35:31.5 (=7) +7.2 10:29.2	1:52:08.6 +3:47.4
				2.5	43:18.1 (22)+10.2 7:46.6	3	53:53.1 (20)+10.0 10:35.0	3.5	- - - -	4	1:12:21.8 (32)+20.3 -	
				4.5	1:20:11.8 (33)+25.0 7:50.0	5	1:31:18.0 (35) ++ 11:06.2	5.5	1:39:56.8 (35) ++ 8:38.8	F	1:52:08.6 (35) ++ 12:11.8	
36	21	FAN Hau-Li	CAN	0.5	7:10.2 (=53)+21.8	1	17:44.7 (47)+20.3 10:34.5	1.5	25:15.4 (38)+17.8 7:30.7	2	35:44.8 (39)+20.5 10:29.4	1:52:08.7 +3:47.5
				2.5	43:26.5 (36)+18.6 7:41.7	3	53:57.3 (=28)+14.2 10:30.8	3.5	1:01:54.8 (32)+24.2 7:57.5	4	1:12:33.3 (35)+31.8 10:38.5	
				4.5	1:20:35.2 (36)+48.4 8:01.9	5	1:31:51.6 (38) ++ 11:16.4	5.5	1:40:28.9 (37) ++ 8:37.3	F	1:52:08.7 (36) ++ 11:39.8	
37	52	GAL Ido	ISR	0.5	7:06.6 (41)+18.2	1	17:38.7 (35)+14.3 10:32.1	1.5	25:13.8 (=31)+16.2 7:35.1	2	35:39.8 (29)+15.5 10:26.0	1:52:08.7 +3:47.5
				2.5	43:28.4 (=39)+20.5 7:48.6	3	53:58.5 (32)+15.4 10:30.1	3.5	1:01:50.5 (28)+19.9 7:52.0	4	1:12:37.8 (38)+36.3 10:47.3	
				4.5	1:20:39.6 (37)+52.8 8:01.8	5	1:31:57.5 (41) ++ 11:17.9	5.5	1:40:29.7 (38) ++ 8:32.2	F	1:52:08.7 (37) ++ 11:39.0	
38	7	FARIAS Pedro	BRA	0.5	7:05.7 (37)+17.3	1	17:36.7 (=29)+12.3 10:31.0	1.5	25:13.8 (=31)+16.2 7:37.1	2	35:41.5 (34)+17.2 10:27.7	1:52:10.9 +3:49.7
				2.5	43:23.9 (33)+16.0 7:42.4	3	53:58.8 (34)+15.7 10:34.9	3.5	1:01:56.5 (37)+25.9 7:57.7	4	1:12:43.0 (42)+41.5 10:46.5	
				4.5	1:20:50.2 (40) ++ 8:07.2	5	1:31:51.4 (37) ++ 11:01.2	5.5	1:40:30.5 (39) ++ 8:39.1	F	1:52:10.9 (38) ++ 11:40.4	
39	57	THORLEY William Yan	HKG	0.5	7:19.8 (=66)+31.4	1	17:46.3 (51)+21.9 10:26.5	1.5	25:18.4 (46)+20.8 7:32.1	2	35:49.4 (43)+25.1 10:31.0	1:52:11.5 +3:50.3
				2.5	43:27.8 (38)+19.9 7:38.4	3	54:05.3 (40)+22.2 10:37.5	3.5	1:02:01.1 (40)+30.5 7:55.8	4	1:12:39.6 (39)+38.1 10:38.5	
				4.5	1:20:48.3 (39) ++ 8:08.7	5	1:31:56.2 (39) ++ 11:07.9	5.5	1:40:32.3 (40) ++ 8:36.1	F	1:52:11.5 (39) ++ 11:39.2	
40	63	SEGOVIA Johndry	VEN	0.5	7:01.8 (=25)+13.4	1	17:46.6 (54)+22.2 10:44.8	1.5	25:14.7 (=35)+17.1 7:28.1	2	35:43.1 (37)+18.8 10:28.4	1:52:14.1 +3:52.9
				2.5	43:28.5 (41)+20.6 7:45.4	3	54:00.5 (39)+17.4 10:32.0	3.5	1:01:54.4 (=30)+23.8 7:53.9	4	1:12:41.9 (41)+40.4 10:47.5	
				4.5	1:20:42.9 (38)+56.1 8:01.0	5	1:31:57.1 (40) ++ 11:14.2	5.5	1:40:34.7 (41) ++ 8:37.6	F	1:52:14.1 (40) ++ 11:39.4	

Official Timekeeping by OMEGA

Event 102

Men's 10km

4 FEB 2024 - 10:30

Results

Rk	Bib	Name	NAT Code	Lap	Time (Rk)	Gap	Lap	Time (Rk)	Gap	Lap	Time (Rk)	Gap	Lap	Time (Rk)	Gap	Finish Time	Time Gap
41	36	KAPALA Bartosz	POL	0.5	-	-	1	17:33.3 (19)	+8.9	1.5	25:11.1 (24)	+13.5	2	35:57.2 (51)	+32.9	1:53:47.4	+5:26.2
				2.5	43:56.9 (60)	+49.0	3	54:56.8 (62)	++	3.5	1:02:58.0 (49)	++	4	1:14:10.7 (48)	++		
				4.5	1:22:27.7 (46)	++	5	1:33:50.8 (45)	++	5.5	1:42:08.5 (42)	++	F	1:53:47.4 (41)	++		
42	33	SCHREIBER Christian	SUI	0.5	6:58.7 (18)	+10.3	1	17:31.6 (15)	+7.2	1.5	25:04.1 (10)	+6.5	2	35:32.9 (11)	+8.6	1:53:48.0	+5:26.8
				2.5	43:13.4 (8)	+5.5	3	53:49.7 (12)	+6.6	3.5	1:01:41.2 (13)	+10.6	4	1:12:10.2 (10)	+8.7		
				4.5	1:20:03.8 (19)	+17.0	5	1:31:19.1 (36)	++	5.5	1:40:25.8 (36)	++	F	1:53:48.0 (42)	++		
43	24	DALDOGIANNIS Asterios	GRE	0.5	7:06.0 (39)	+17.6	1	17:36.8 (31)	+12.4	1.5	25:19.6 (48)	+22.0	2	35:57.4 (53)	+33.1	1:53:51.7	+5:30.5
				2.5	43:39.0 (47)	+31.1	3	54:42.5 (50)	+59.4	3.5	1:02:57.1 (45)	++	4	1:14:18.5 (54)	++		
				4.5	1:22:35.9 (52)	++	5	1:33:54.3 (49)	++	5.5	1:42:16.0 (47)	++	F	1:53:51.7 (43)	++		
44	41	YWANAGA PAPI Adrian Gustavo	PER	0.5	7:07.5 (45)	+19.1	1	17:42.9 (42)	+18.5	1.5	25:16.2 (=41)	+18.6	2	35:52.9 (47)	+28.6	1:53:54.6	+5:33.4
				2.5	43:49.4 (56)	+41.5	3	54:41.2 (48)	+58.1	3.5	1:02:57.7 (48)	++	4	1:14:11.9 (49)	++		
				4.5	1:22:30.0 (47)	++	5	1:33:51.4 (46)	++	5.5	1:42:10.4 (44)	++	F	1:53:54.6 (44)	++		
45	8	FURUHATA Kaiki	JPN	0.5	6:58.3 (=16)	+9.9	1	17:35.1 (21)	+10.7	1.5	25:15.6 (=39)	+18.0	2	35:38.8 (26)	+14.5	1:53:58.5	+5:37.3
				2.5	43:30.7 (45)	+22.8	3	54:10.0 (45)	+26.9	3.5	1:02:08.3 (42)	+37.7	4	1:13:01.6 (44)	++		
				4.5	1:21:29.0 (43)	++	5	1:33:16.6 (43)	++	5.5	1:42:09.5 (43)	++	F	1:53:58.5 (45)	++		
46	74	HACISAGIR Burhanettin	TUR	0.5	7:07.4 (44)	+19.0	1	17:51.2 (61)	+26.8	1.5	25:35.1 (65)	+37.5	2	36:05.8 (59)	+41.5	1:54:00.3	+5:39.1
				2.5	43:56.2 (58)	+48.3	3	54:50.5 (57)	++	3.5	1:03:11.4 (57)	++	4	1:14:25.9 (60)	++		
				4.5	1:22:49.2 (59)	++	5	1:34:05.0 (=59)	++	5.5	1:42:31.6 (51)	++	F	1:54:00.3 (46)	++		
47	60	THAMMANANTHAC HOTE Ratthawit	THA	0.5	7:01.4 (24)	+13.0	1	17:36.5 (=27)	+12.1	1.5	25:14.3 (34)	+16.7	2	35:41.1 (32)	+16.8	1:54:02.0	+5:40.8
				2.5	43:26.9 (37)	+19.0	3	54:06.2 (42)	+23.1	3.5	1:01:55.0 (34)	+24.4	4	1:12:47.4 (43)	+45.9		
				4.5	1:21:22.2 (42)	++	5	1:33:14.3 (42)	++	5.5	1:42:11.7 (45)	++	F	1:54:02.0 (47)	++		
48	78	SEIDLER Phillip	NAM	0.5	7:24.4 (=74)	+36.0	1	17:58.0 (67)	+33.6	1.5	25:31.7 (63)	+34.1	2	36:12.0 (62)	+47.7	1:54:04.2	+5:43.0
				2.5	43:59.2 (62)	+51.3	3	54:42.8 (51)	+59.7	3.5	1:02:57.4 (46)	++	4	1:14:16.9 (53)	++		
				4.5	1:22:42.5 (58)	++	5	1:34:03.1 (=57)	++	5.5	1:42:26.8 (48)	++	F	1:54:04.2 (48)	++		

Official Timekeeping by OMEGA

Event 102
4 FEB 2024 - 10:30

Men's 10km

Results

Rk	Bib	Name	NAT Code	Lap	Time (Rk)	Gap	Lap	Time (Rk)	Gap	Lap	Time (Rk)	Gap	Lap	Time (Rk)	Gap	Finish Time	Time Gap
49	31	LUKASEVITS Artyom	SGP	0.5	7:08.1 (50)	+19.7	1	17:49.8 (58)	+25.4	1.5	25:24.4 (58)	+26.8	2	35:58.1 (54)	+33.8	1:54:05.0	+5:43.8
				2.5	43:44.3 (50)	+36.4	3	54:41.3 (49)	+58.2	3.5	1:02:58.8 (50)	++	4	1:14:14.8 (51)	++		
				4.5	1:22:38.5 (51)	++	5	1:33:53.5 (=47)	++	5.5	1:42:14.3 (46)	++	F	1:54:05.0 (49)	++		
50	40	PASKO Jaan	EST	0.5	7:08.2 (51)	+19.8	1	17:46.9 (55)	+22.5	1.5	25:29.6 (60)	+32.0	2	36:04.4 (58)	+40.1	1:54:05.3	+5:44.1
				2.5	43:45.4 (51)	+37.5	3	54:44.6 (52)	++	3.5	1:02:59.2 (51)	++	4	1:14:19.7 (56)	++		
				4.5	1:22:38.5 (53)	++	5	1:33:59.7 (53)	++	5.5	1:42:27.2 (49)	++	F	1:54:05.3 (50)	++		
51	56	ZHANG Jinhou	CHN	0.5	7:02.7 (31)	+14.3	1	17:42.5 (41)	+18.1	1.5	25:18.6 (47)	+21.0	2	35:54.9 (48)	+30.6	1:54:06.0	+5:44.8
				2.5	43:36.4 (46)	+28.5	3	54:22.5 (46)	+39.4	3.5	1:02:32.0 (43)	++	4	1:13:41.3 (46)	++		
				4.5	1:22:20.6 (45)	++	5	1:33:53.5 (=47)	++	5.5	1:42:30.4 (50)	++	F	1:54:06.0 (51)	++		
52	1	DRUENNE Theo	MON	0.5	7:23.1 (72)	+34.7	1	17:48.6 (57)	+24.2	1.5	25:18.2 (=44)	+20.6	2	35:55.2 (49)	+30.9	1:54:20.8	+5:59.6
				2.5	43:47.2 (53)	+39.3	3	54:54.6 (60)	++	3.5	1:03:05.3 (54)	++	4	1:14:21.8 (59)	++		
				4.5	1:22:42.2 (57)	++	5	1:33:59.4 (52)	++	5.5	1:42:33.3 (=54)	++	F	1:54:20.8 (52)	++		
53	22	LOUW Henre	RSA	0.5	7:01.1 (=21)	+12.7	1	17:39.3 (37)	+14.9	1.5	25:16.7 (43)	+19.1	2	35:52.6 (46)	+28.3	1:54:33.1	+6:11.9
				2.5	43:43.5 (49)	+35.6	3	54:52.2 (58)	++	3.5	1:03:02.6 (52)	++	4	1:14:20.1 (57)	++		
				4.5	1:22:41.4 (56)	++	5	1:33:55.7 (50)	++	5.5	1:42:32.7 (52)	++	F	1:54:33.1 (53)	++		
54	54	PARK Jaehun	KOR	0.5	7:24.0 (73)	+35.6	1	17:50.6 (60)	+26.2	1.5	25:21.0 (51)	+23.4	2	36:02.4 (56)	+38.1	1:54:33.9	+6:12.7
				2.5	43:42.8 (48)	+34.9	3	54:25.2 (47)	+42.1	3.5	1:02:36.1 (44)	++	4	1:13:43.0 (47)	++		
				4.5	1:22:33.2 (50)	++	5	1:34:03.1 (=57)	++	5.5	1:42:40.7 (58)	++	F	1:54:33.9 (54)	++		
55	29	PRAWIRA Aflah Fadlan	INA	0.5	7:11.9 (56)	+23.5	1	17:47.3 (56)	+22.9	1.5	25:24.2 (57)	+26.6	2	36:11.6 (61)	+47.3	1:54:33.9	+6:12.7
				2.5	43:49.0 (55)	+41.1	3	54:50.2 (56)	++	3.5	1:03:07.8 (56)	++	4	1:14:13.5 (50)	++		
				4.5	1:22:31.3 (48)	++	5	1:34:00.7 (=54)	++	5.5	1:42:33.3 (=54)	++	F	1:54:33.9 (55)	++		
56	59	OH Sebeom	KOR	0.5	7:28.5 (76)	+40.1	1	17:50.1 (59)	+25.7	1.5	25:23.5 (56)	+25.9	2	36:04.3 (57)	+40.0	1:54:34.5	+6:13.3
				2.5	43:59.1 (61)	+51.2	3	54:49.4 (55)	++	3.5	1:03:06.4 (55)	++	4	1:14:20.3 (58)	++		
				4.5	1:22:41.1 (55)	++	5	1:34:02.8 (56)	++	5.5	1:42:36.5 (56)	++	F	1:54:34.5 (56)	++		

Official Timekeeping by OMEGA

Results

Rk	Bib	Name	NAT Code	Lap	Time (Rk) Gap	Lap	Time (Rk) Gap	Lap	Time (Rk) Gap	Lap	Time (Rk) Gap	Finish Time Gap
57	3	PETERLIN Nik	SLO	0.5	7:01.1 (=21)+12.7	1	17:45.0 (49)+20.6 10:43.9	1.5	25:21.7 (53)+24.1 7:36.7	2	35:56.0 (50)+31.7 10:34.3	1:54:34.9 +6:13.7
				2.5	43:47.6 (54)+39.7 7:51.6	3	54:46.2 (53) ++ 10:58.6	3.5	1:02:57.6 (47) ++ 8:11.4	4	1:14:15.3 (52) ++ 11:17.7	
				4.5	1:22:31.8 (49) ++ 8:16.5	5	1:34:00.7 (=54) ++ 11:28.9	5.5	1:42:38.4 (57) ++ 8:37.7	F	1:54:34.9 (57) ++ 11:56.5	
58	72	BREYTENBACH Ruan	RSA	0.5	6:57.1 (=12) +8.7	1	17:39.8 (39)+15.4 10:42.7	1.5	25:23.2 (55)+25.6 7:43.4	2	35:57.3 (52)+33.0 10:34.1	1:54:41.2 +6:20.0
				2.5	43:46.0 (52)+38.1 7:48.7	3	54:52.6 (59) ++ 11:06.6	3.5	1:03:03.1 (53) ++ 8:10.5	4	1:14:18.8 (55) ++ 11:15.7	
				4.5	1:22:39.6 (54) ++ 8:20.8	5	1:33:58.7 (51) ++ 11:19.1	5.5	1:42:33.2 (53) ++ 8:34.5	F	1:54:41.2 (58) ++ 12:08.0	
59	12	CHERPANOV Lev	KAZ	0.5	7:08.0 (=48)+19.6	1	17:32.9 (=17) +8.5 10:24.9	1.5	25:10.9 (23)+13.3 7:38.0	2	35:36.9 (23)+12.6 10:26.0	1:55:24.7 +7:03.5
				2.5	43:19.7 (=24)+11.8 7:42.8	3	54:09.0 (44)+25.9 10:49.3	3.5	1:02:02.7 (41)+32.1 7:53.7	4	1:13:06.4 (45) ++ 11:03.7	
				4.5	1:21:58.7 (44) ++ 8:52.3	5	1:34:05.0 (=59) ++ 12:06.3	5.5	1:42:49.2 (59) ++ 8:44.2	F	1:55:24.7 (59) ++ 12:35.5	
60	35	DELGADILLO Daniel	MEX	0.5	7:07.9 (47)+19.5	1	17:44.3 (46)+19.9 10:36.4	1.5	25:13.4 (29)+15.8 7:29.1	2	35:41.6 (35)+17.3 10:28.2	1:57:05.0 +8:43.8
				2.5	43:28.4 (=39)+20.5 7:46.8	3	54:06.6 (43)+23.5 10:38.2	3.5	1:01:59.4 (39)+28.8 7:52.8	4	1:12:40.8 (40)+39.3 10:41.4	
				4.5	1:21:00.5 (41) ++ 8:19.7	5	1:33:21.9 (44) ++ 12:21.4	5.5	1:43:15.3 (60) ++ 9:53.4	F	1:57:05.0 (60) ++ 13:49.7	
61	26	MOGIC Marin	CRO	0.5	7:19.8 (=66)+31.4	1	18:09.8 (70)+45.4 10:50.0	1.5	26:03.6 (66) ++ 7:53.8	2	37:18.3 (67) ++ 11:14.7	1:58:08.3 +9:47.1
				2.5	45:38.6 (66) ++ 8:20.3	3	57:07.2 (65) ++ 11:28.6	3.5	1:05:44.7 (62) ++ 8:37.5	4	1:17:09.6 (64) ++ 11:24.9	
				4.5	1:25:48.7 (62) ++ 8:39.1	5	1:37:21.5 (63) ++ 11:32.8	5.5	1:46:04.9 (61) ++ 8:43.4	F	1:58:08.3 (61) ++ 12:03.4	
62	20	DULIEU Diego	HON	0.5	7:08.0 (=48)+19.6	1	17:46.5 (=52)+22.1 10:38.5	1.5	25:21.3 (52)+23.7 7:34.8	2	36:14.8 (=63)+50.5 10:53.5	1:58:51.5 +10:30.3
				2.5	44:13.7 (63) ++ 7:58.9	3	55:41.7 (63) ++ 11:28.0	3.5	1:05:03.4 (61) ++ 9:21.7	4	1:16:56.4 (63) ++ 11:53.0	
				4.5	1:25:56.8 (63) ++ 9:00.4	5	1:37:59.2 (65) ++ 12:02.4	5.5	1:46:52.8 (63) ++ 8:53.6	F	1:58:51.5 (62) ++ 11:58.7	
63	71	LIU Peixin	CHN	0.5	7:07.7 (46)+19.3	1	17:44.9 (48)+20.5 10:37.2	1.5	25:29.9 (61)+32.3 7:45.0	2	36:01.0 (55)+36.7 10:31.1	1:59:41.7 +11:20.5
				2.5	43:53.4 (57)+45.5 7:52.4	3	54:47.1 (54) ++ 10:53.7	3.5	1:03:13.8 (58) ++ 8:26.7	4	1:14:48.0 (61) ++ 11:34.2	
				4.5	1:24:32.7 (60) ++ 9:44.7	5	1:37:02.3 (62) ++ 12:29.6	5.5	1:46:51.8 (62) ++ 9:49.5	F	1:59:41.7 (63) ++ 12:49.9	
64	14	ROJAS Jeison	CRC	0.5	7:06.4 (40)+18.0	1	17:55.8 (64)+31.4 10:49.4	1.5	- - - -	2	36:16.1 (65)+51.8 -	2:00:09.6 +11:48.4
				2.5	45:01.6 (65) ++ 8:45.5	3	57:09.6 (66) ++ 12:08.0	3.5	1:05:50.5 (63) ++ 8:40.9	4	1:17:13.8 (65) ++ 11:23.3	
				4.5	1:26:03.5 (64) ++ 8:49.7	5	1:37:52.4 (64) ++ 11:48.9	5.5	1:47:10.5 (65) ++ 9:18.1	F	2:00:09.6 (64) ++ 12:59.1	

Official Timekeeping by OMEGA

Results

Rk	Bib	Name	NAT Code	Lap	Time (Rk) Gap	Lap	Time (Rk) Gap	Lap	Time (Rk) Gap	Lap	Time (Rk) Gap	Finish Time Gap
65	49	PACCOT Maximiliano	URU	0.5	7:19.4 (64)+31.0	1	17:52.9 (62)+28.5 10:33.5	1.5	25:29.3 (59)+31.7 7:36.4	2	36:07.5 (60)+43.2 10:38.2	2:01:03.5 +12:42.3
				2.5	43:56.4 (59)+48.5 7:48.9	3	54:55.1 (61) ++ 10:58.7	3.5	1:03:21.1 (59) ++ 8:26.0	4	1:15:11.3 (62) ++ 11:50.2	
				4.5	1:24:36.3 (61) ++ 9:25.0	5	1:37:01.0 (61) ++ 12:24.7	5.5	1:46:53.9 (64) ++ 9:52.9	F	2:01:03.5 (65) ++ 14:09.6	
66	51	SINGH Anurag	IND	0.5	7:16.4 (61)+28.0	1	18:09.5 (69)+45.1 10:53.1	1.5	26:29.1 (70) ++ 8:19.6	2	37:55.5 (68) ++ 11:26.4	2:01:42.0 +13:20.8
				2.5	46:26.3 (68) ++ 8:30.8	3	58:02.9 (67) ++ 11:36.6	3.5	1:06:46.8 (64) ++ 8:43.9	4	1:20:02.2 (68) ++ 13:15.4	
				4.5	1:28:53.7 (67) ++ 8:51.5	5	1:40:45.5 (68) ++ 11:51.8	5.5	1:49:40.5 (68) ++ 8:55.0	F	2:01:42.0 (66) ++ 12:01.5	
67	27	BRUNO Jamarr Andre	PUR	0.5	7:13.0 (=58)+24.6	1	17:56.2 (65)+31.8 10:43.2	1.5	25:31.6 (62)+34.0 7:35.4	2	36:14.8 (=63)+50.5 10:43.2	2:01:52.5 +13:31.3
				2.5	44:16.2 (64) ++ 8:01.4	3	55:50.7 (64) ++ 11:34.5	3.5	1:05:01.3 (60) ++ 9:10.6	4	1:17:15.1 (66) ++ 12:13.8	
				4.5	1:26:28.3 (65) ++ 9:13.2	5	1:39:02.3 (66) ++ 12:34.0	5.5	1:48:49.4 (66) ++ 9:47.1	F	2:01:52.5 (67) ++ 13:03.1	
68	5	SIN Chin Ting Keith	HKG	0.5	7:19.0 (63)+30.6	1	18:20.2 (72)+55.8 11:01.2	1.5	26:45.7 (71) ++ 8:25.5	2	38:14.2 (70) ++ 11:28.5	2:02:12.3 +13:51.1
				2.5	46:51.0 (70) ++ 8:36.8	3	58:36.9 (69) ++ 11:45.9	3.5	1:07:24.8 (65) ++ 8:47.9	4	1:19:13.6 (67) ++ 11:48.8	
				4.5	1:28:22.0 (66) ++ 9:08.4	5	1:40:26.9 (67) ++ 12:04.9	5.5	1:49:40.1 (67) ++ 9:13.2	F	2:02:12.3 (68) ++ 12:32.2	
69	2	ANDROSSOV Daniil	KAZ	0.5	7:19.6 (65)+31.2	1	18:32.3 (74) ++ 11:12.7	1.5	27:05.4 (73) ++ 8:33.1	2	38:44.7 (73) ++ 11:39.3	2:03:37.2 +15:16.0
				2.5	47:25.5 (72) ++ 8:40.8	3	59:19.0 (72) ++ 11:53.5	3.5	1:08:19.6 (69) ++ 9:00.6	4	1:20:15.0 (70) ++ 11:55.4	
				4.5	1:29:20.0 (68) ++ 9:05.0	5	1:41:20.6 (69) ++ 12:00.6	5.5	1:50:52.3 (69) ++ 9:31.7	F	2:03:37.2 (69) ++ 12:44.9	
70	10	VERA Diego	VEN	0.5	7:20.4 (69)+32.0	1	17:54.2 (63)+29.8 10:33.8	1.5	25:35.0 (64)+37.4 7:40.8	2	36:51.7 (66) ++ 11:16.7	2:06:09.9 +17:48.7
				2.5	45:47.9 (67) ++ 8:56.2	3	58:07.3 (68) ++ 12:19.4	3.5	1:07:27.4 (66) ++ 9:20.1	4	1:20:05.8 (69) ++ 12:38.4	
				4.5	1:29:48.0 (69) ++ 9:42.2	5	1:42:47.6 (70) ++ 12:59.6	5.5	1:52:48.1 (70) ++ 10:00.5	F	2:06:09.9 (70) ++ 13:21.8	
71	64	EL FALLAKI Ilias	MAR	0.5	7:19.8 (=66)+31.4	1	18:15.9 (71)+51.5 10:56.1	1.5	26:26.0 (69) ++ 8:10.1	2	37:56.8 (69) ++ 11:30.8	2:07:31.0 +19:09.8
				2.5	46:37.3 (69) ++ 8:40.5	3	58:43.0 (71) ++ 12:05.7	3.5	1:07:59.2 (67) ++ 9:16.2	4	1:20:24.9 (71) ++ 12:25.7	
				4.5	1:30:14.8 (70) ++ 9:49.9	5	1:43:21.0 (72) ++ 13:06.2	5.5	1:53:44.1 (71) ++ 10:23.1	F	2:07:31.0 (71) ++ 13:46.9	
72	32	CHO Pei-Chi	TPE	0.5	7:16.3 (60)+27.9	1	18:21.4 (73)+57.0 11:05.1	1.5	26:49.7 (72) ++ 8:28.3	2	38:16.5 (71) ++ 11:26.8	2:07:35.8 +19:14.6
				2.5	46:56.5 (71) ++ 8:40.0	3	58:41.2 (70) ++ 11:44.7	3.5	1:08:04.5 (68) ++ 9:23.3	4	1:20:27.2 (72) ++ 12:22.7	
				4.5	1:30:18.2 (71) ++ 9:51.0	5	1:43:20.6 (71) ++ 13:02.4	5.5	1:53:45.0 (72) ++ 10:24.4	F	2:07:35.8 (72) ++ 13:50.8	

Official Timekeeping by OMEGA

Event 102

4 FEB 2024 - 10:30

Men's 10km

Results

Rk	Bib	Name	NAT Code	Lap	Time (Rk) Gap	Lap	Time (Rk) Gap	Lap	Time (Rk) Gap	Lap	Time (Rk) Gap	Finish Time Gap
73	19	WONGCHAROEN Navaphat	THA	0.5	7:24.4 (=74) +36.0	1	18:36.3 (75) ++	1.5	27:22.1 (74) ++	2	39:38.5 (76) ++	2:09:34.0 +21:12.8
				2.5	48:58.4 (75) ++	3	1:01:23.7 (74) ++	3.5	1:10:59.8 (72) ++	4	1:23:22.9 (73) ++	
				4.5	1:33:14.3 (72) ++	5	1:46:16.4 (74) ++	5.5	1:56:19.7 (73) ++	F	2:09:34.0 (73) ++	
74	45	REYES Santiago	GUA	0.5	7:18.8 (62) +30.4	1	18:47.2 (77) ++	1.5	27:29.7 (76) ++	2	39:41.1 (77) ++	2:09:54.0 +21:32.8
				2.5	48:57.3 (74) ++	3	1:01:27.8 (75) ++	3.5	1:10:56.9 (71) ++	4	1:23:30.7 (74) ++	
				4.5	1:33:17.3 (73) ++	5	1:46:14.8 (73) ++	5.5	1:56:27.3 (74) ++	F	2:09:54.0 (74) ++	
75	17	de los SANTOS Rayven	DOM	0.5	7:22.6 (71) +34.2	1	18:39.9 (76) ++	1.5	27:25.3 (75) ++	2	39:37.5 (75) ++	2:12:53.9 +24:32.7
				2.5	49:00.1 (76) ++	3	1:01:33.5 (76) ++	3.5	1:11:06.5 (73) ++	4	1:23:43.1 (76) ++	
				4.5	1:33:35.8 (75) ++	5	1:47:21.1 (75) ++	5.5	1:58:14.8 (75) ++	F	2:12:53.9 (75) ++	
76	13	NUNEZ BARRERAS Juan Diego	DOM	0.5	7:11.0 (55) +22.6	1	18:00.1 (68) +35.7	1.5	26:23.9 (68) ++	2	38:24.6 (72) ++	2:13:40.5 +25:19.3
				2.5	47:31.2 (73) ++	3	1:00:48.3 (73) ++	3.5	1:10:52.4 (70) ++	4	1:23:37.2 (75) ++	
				4.5	1:33:34.8 (74) ++	5	1:47:22.1 (76) ++	5.5	1:58:27.0 (76) ++	F	2:13:40.5 (76) ++	
77	70	TAN Sheldon Jon Heng	SGP	0.5	8:02.2 (77) ++	1	20:34.4 (78) ++	1.5	30:07.4 (77) ++	2	42:56.0 (78) ++	2:14:57.3 +26:36.1
				2.5	52:39.3 (77) ++	3	1:05:41.8 (77) ++	3.5	1:15:38.6 (74) ++	4	1:28:58.5 (77) ++	
				4.5	1:38:51.8 (76) ++	5	1:51:43.7 (77) ++	5.5	2:01:47.9 (77) ++	F	2:14:57.3 (77) ++	
58	PLAZA Alejandro	BOL	0.5	8:04.1 (78) ++	1	21:23.8 (79) ++	1.5	32:13.6 (78) ++	2	46:24.3 (79) ++	OTL	
			2.5	56:49.4 (78) ++	3	1:10:37.2 (78) ++	3.5	1:21:35.6 (75) ++	4	1:36:13.9 (78) ++		
			4.5	1:48:29.1 (77) ++	5	2:03:44.8 (78) ++	5.5	2:16:32.1 (78) ++	F			
61	BAYO Christian B	PUR	0.5	7:13.0 (=58) +24.6	1	17:57.5 (66) +33.1	1.5	26:21.4 (67) ++	2	38:55.7 (74) ++	DNF	
			2.5		3		3.5		4			
			4.5		5		5.5		F			

Course Information:

Lap Length: 1.67km Laps: 6 Intermediate Points: 11

Legend:

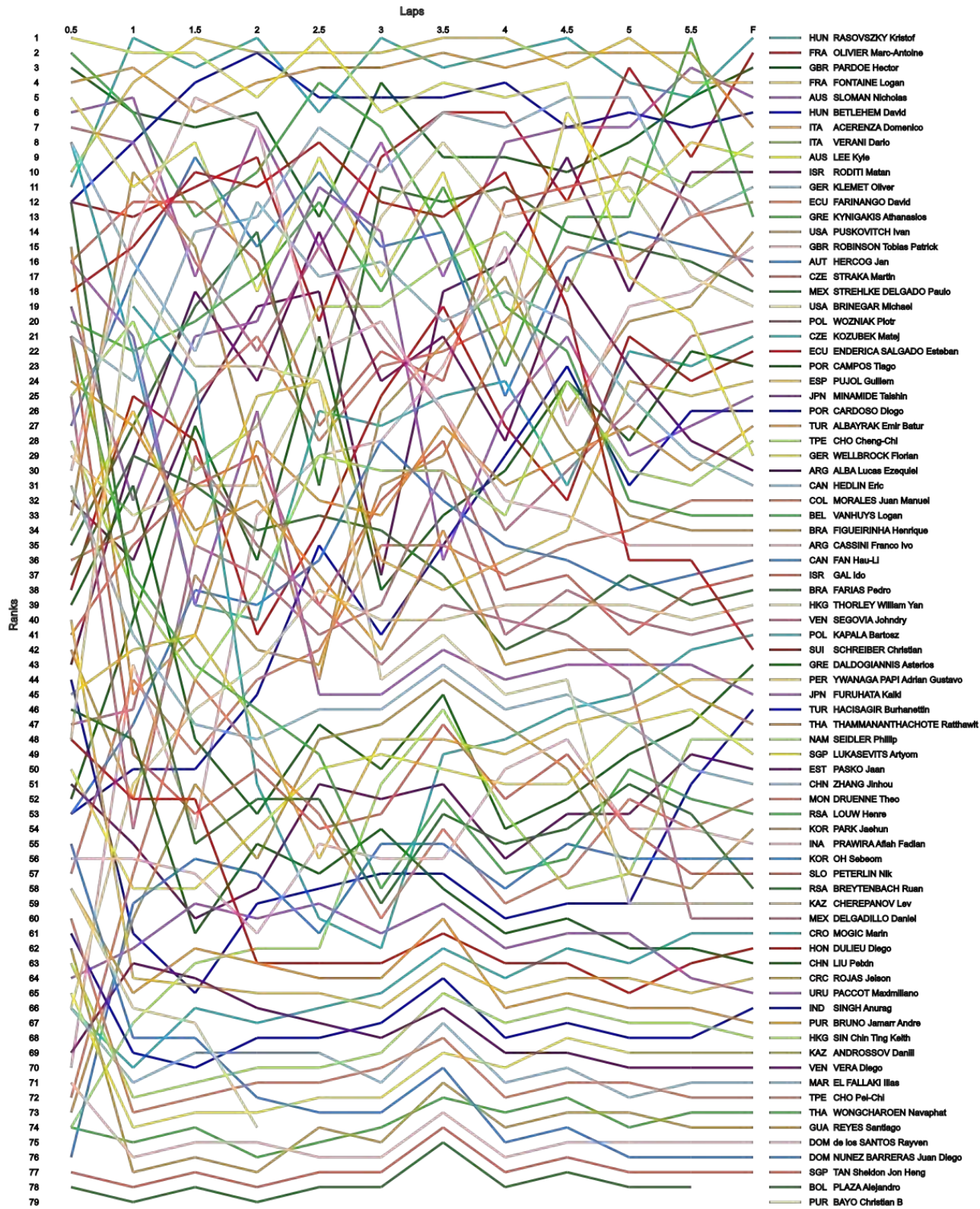
- Information not available + Gap or time behind ++ One minute or more behind in split time
 DNF Did Not Finish F Finish OTL Outside Time Limit
 Rk Rank

Official Timekeeping by OMEGA

Event 102
4 FEB 2024 - 10:30

Men's 10km

Ranking Progression



Official Timekeeping by OMEGA

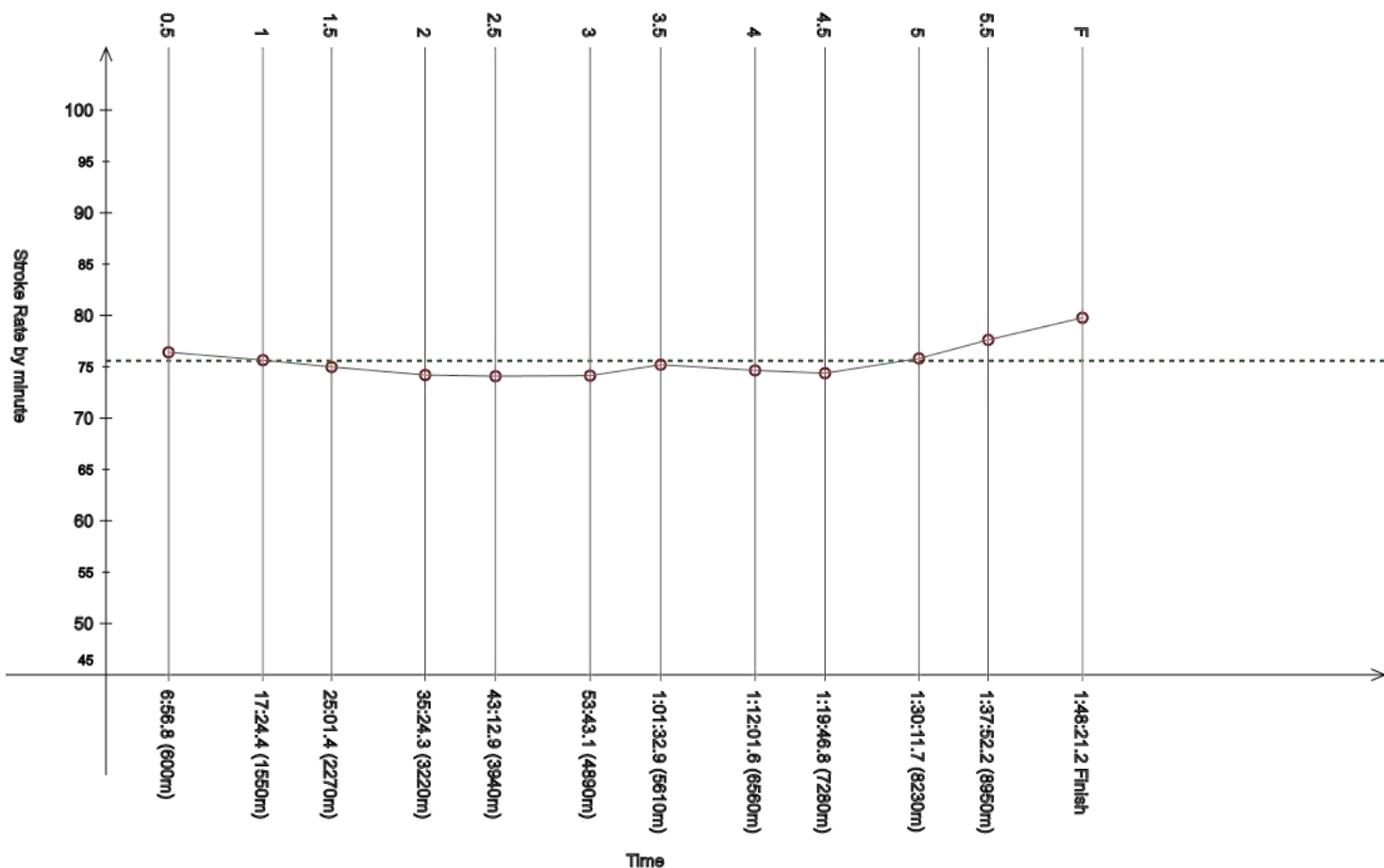
Event 102
4 FEB 2024 - 10:30

Men's 10km

Race Analysis

Rank	Bib	Name	NAT Code	Finish Time	Gap
1	6	RASOVSKY Kristof	HUN	1:48:21.2	

Lap	Time	Rank	Gap	SPM	Lap	Time	Rank	Gap	SPM	Lap	Time	Rank	Gap	SPM	SPM	STC
0.5	6:56.8	(11)	+8.4	76.4	1	17:24.4	(1)		75.7	1.5	25:01.4	(3)	+3.8	75.0		
						10:27.6					7:37.0					
2	35:24.3	(1)		74.2	2.5	43:12.9	(6)	+5.0	74.1	3	53:43.1	(1)		74.1		
						7:48.6					10:30.2					
3.5	1:01:32.9	(3)	+2.3	75.2	4	1:12:01.6	(2)	+0.1	74.7	4.5	1:19:46.8	(1)		74.4	75.6	8201
						10:28.7					7:45.2					
5	1:30:11.7	(4)	+2.6	75.8	5.5	1:37:52.2	(=5)	+1.0	77.6	F	1:48:21.2	(1)		79.8		
						7:40.5					10:29.0					



Legend:	----- Stroke Rate Average	+	Gap or time behind	F	Finish	SPM	Average strokes per minute
STC	Total strokes						

Official Timekeeping by OMEGA

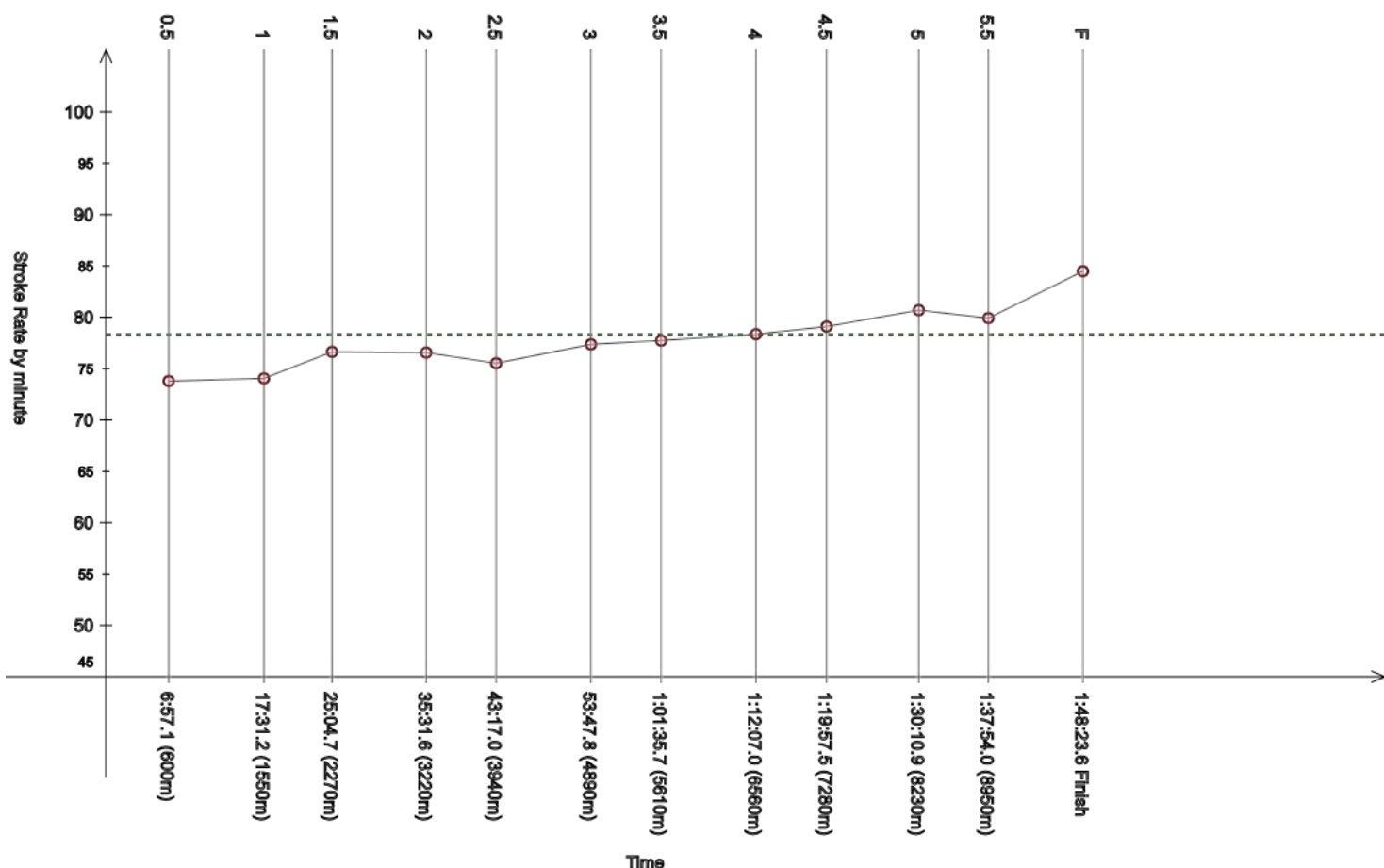
Event 102
4 FEB 2024 - 10:30

Men's 10km

Race Analysis

Rank	Bib	Name	NAT Code	Finish Time	Gap
2	18	OLIVIER Marc-Antoine	FRA	1:48:23.6	+2.4

Lap	Time	Rank	Gap	SPM	Lap	Time	Rank	Gap	SPM	Lap	Time	Rank	Gap	SPM	SPM	STC
0.5	6:57.1	(=12)	+8.7	73.8	1	17:31.2	(13)	+6.8	74.1	1.5	25:04.7	(11)	+7.1	76.6		
						10:34.1					7:33.5					
2	35:31.6	(9)	+7.3	76.6	2.5	43:17.0	(20)	+9.1	75.5	3	53:47.8	(9)	+4.7	77.4		
						7:45.4					10:30.8				78.3	8474
3.5	1:01:35.7	(=6)	+5.1	77.7	4	1:12:07.0	(6)	+5.5	78.4	4.5	1:19:57.5	(12)	+10.7	79.1		
						10:31.3					7:50.5					
5	1:30:10.9	(3)	+1.8	80.7	5.5	1:37:54.0	(9)	+2.8	79.9	F	1:48:23.6	(2)	+2.4	84.5		
						7:43.1					10:29.6					



Legend:
 - - - - Stroke Rate Average + Gap or time behind F Finish SPM Average strokes per minute
 STC Total strokes

Official Timekeeping by OMEGA

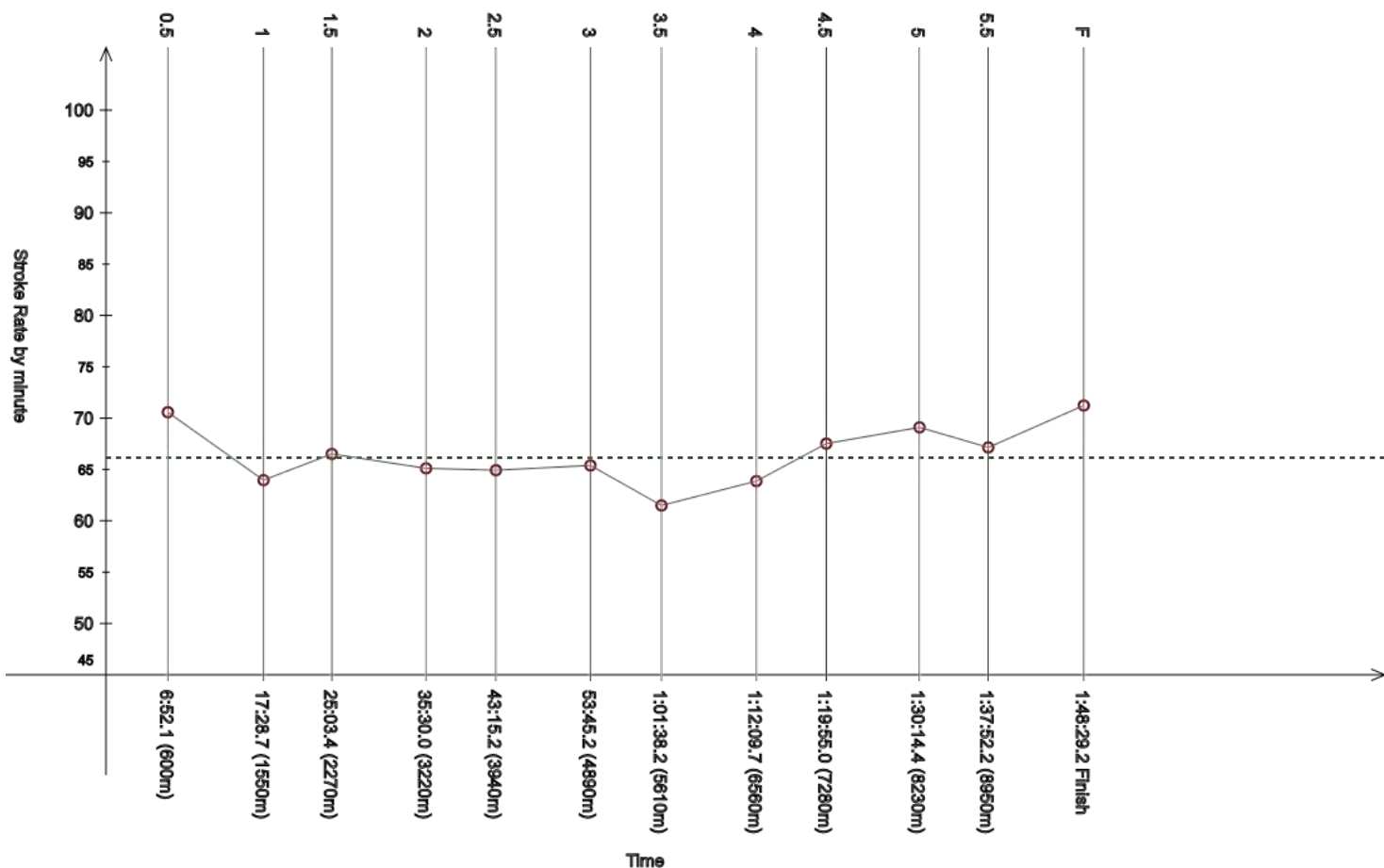
Event 102
4 FEB 2024 - 10:30

Men's 10km

Race Analysis

Rank	Bib	Name	NAT Code	Finish Time	Gap
3	62	PARDOE Hector	GBR	1:48:29.2	+8.0

Lap	Time	Rank	Gap	SPM	Lap	Time	Rank	Gap	SPM	Lap	Time	Rank	Gap	SPM	SPM	STC
0.5	6:52.1	(3)	+3.7	70.6	1	17:28.7	(=6)	+4.3	64.0	1.5	25:03.4	(7)	+5.8	66.5		
						10:36.6					7:34.7					
2	35:30.0	(6)	+5.7	65.1	2.5	43:15.2	(13)	+7.3	64.9	3	53:45.2	(4)	+2.1	65.4		
						10:26.6					10:30.0				66.1	7225
3.5	1:01:38.2	(9)	+7.6	61.5	4	1:12:09.7	(9)	+8.2	63.9	4.5	1:19:55.0	(10)	+8.2	67.5		
						7:53.0					7:45.3					
5	1:30:14.4	(8)	+5.3	69.1	5.5	1:37:52.2	(=5)	+1.0	67.1	F	1:48:29.2	(3)	+8.0	71.2		
						10:19.4					10:37.0					



Legend:	----- Stroke Rate Average	+	Gap or time behind	F	Finish	SPM	Average strokes per minute
STC	Total strokes						

Official Timekeeping by OMEGA

Event 102

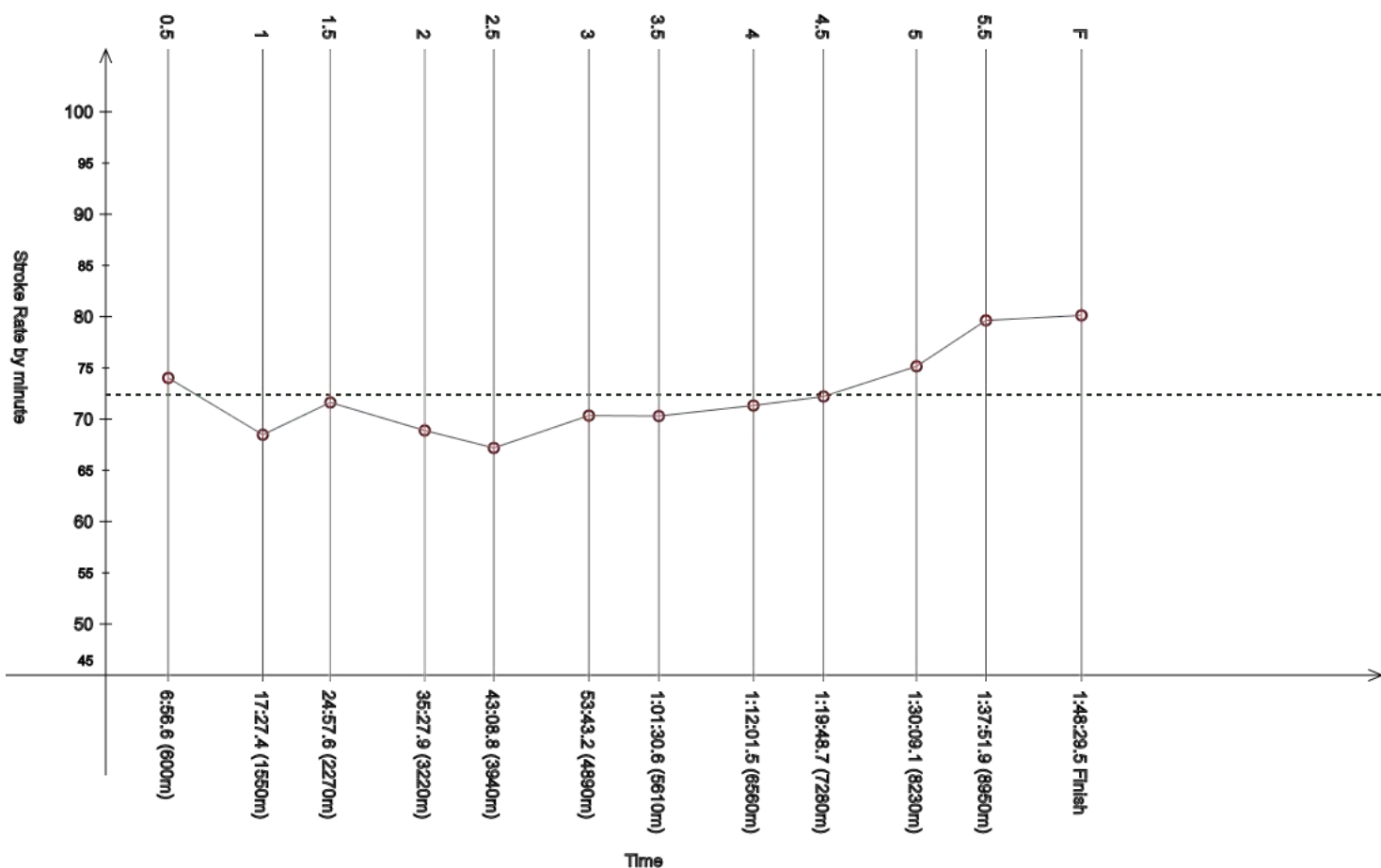
Men's 10km

4 FEB 2024 - 10:30

Race Analysis

Rank	Bib	Name	NAT Code	Finish Time	Gap
4	37	FONTAINE Logan	FRA	1:48:29.5	+8.3

Lap	Time	Rank	Gap	SPM	Lap	Time	Rank	Gap	SPM	Lap	Time	Rank	Gap	SPM	SPM	STC
0.5	6:56.6	(10)	+8.2	74.0	1	17:27.4	(4)	+3.0	68.5	1.5	24:57.6	(1)		71.6		
						10:30.8					7:30.2					
2	35:27.9	(=2)	+3.6	68.9	2.5	43:08.8	(2)	+0.9	67.2	3	53:43.2	(2)	+0.1	70.3		
						7:40.9					10:34.4				72.4	7884
3.5	1:01:30.6	(1)		70.3	4	1:12:01.5	(1)		71.3	4.5	1:19:48.7	(3)	+1.9	72.2		
						10:30.9					7:47.2					
5	1:30:09.1	(1)		75.2	5.5	1:37:51.9	(4)	+0.7	79.6	F	1:48:29.5	(4)	+8.3	80.1		
						7:42.8					10:37.6					



Legend:	-----	Stroke Rate Average	+	Gap or time behind	F	Finish	SPM	Average strokes per minute
STC		Total strokes						

Official Timekeeping by OMEGA

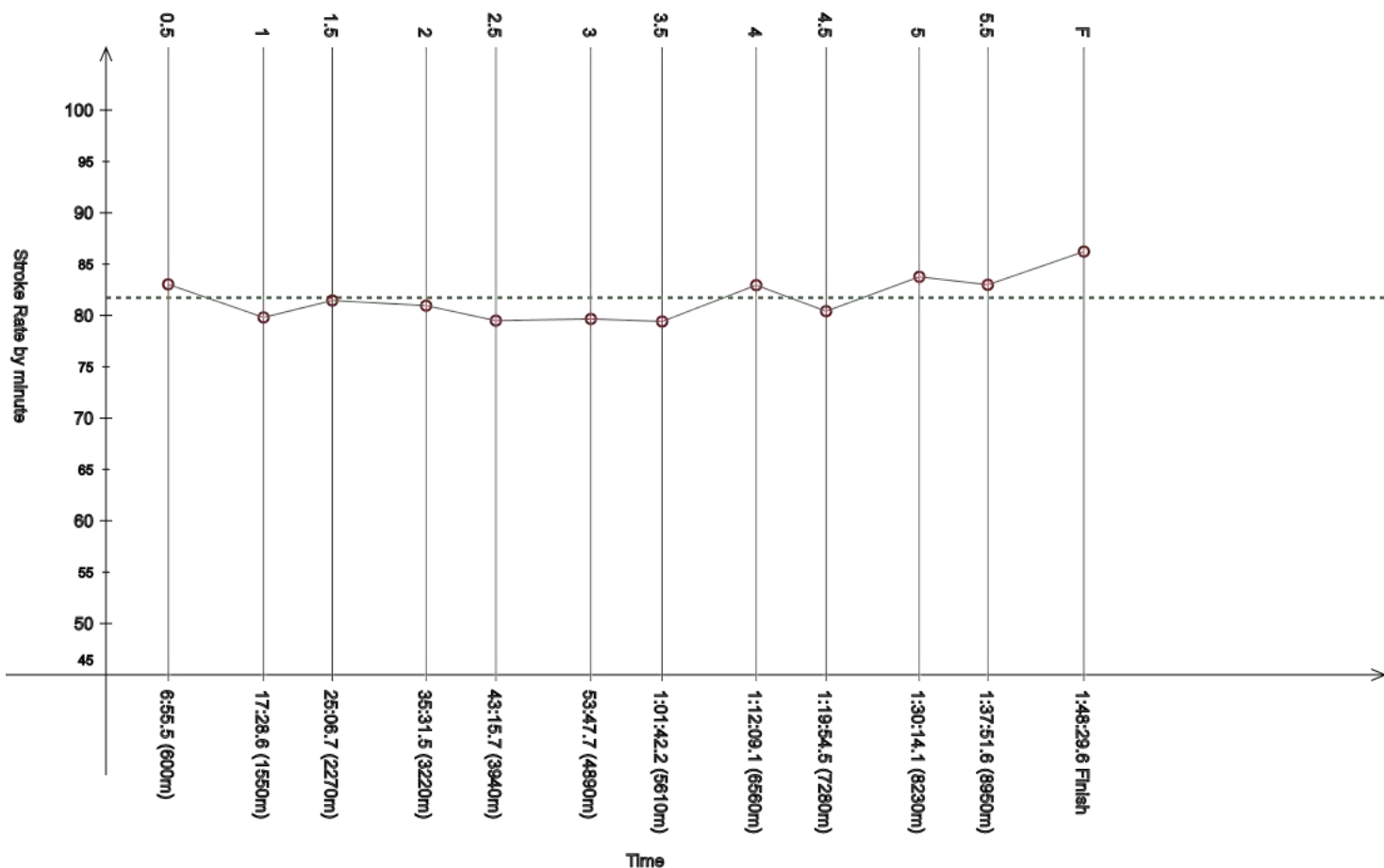
Event 102
4 FEB 2024 - 10:30

Men's 10km

Race Analysis

Rank	Bib	Name	NAT Code	Finish Time	Gap
5	38	SLOMAN Nicholas	AUS	1:48:29.6	+8.4

Lap	Time	Rank	Gap	SPM	Lap	Time	Rank	Gap	SPM	Lap	Time	Rank	Gap	SPM	SPM	STC
0.5	6:55.5	(6)	+7.1	83.0	1	17:28.6	(5)	+4.2	79.8	1.5	25:06.7	(17)	+9.1	81.5		
						10:33.1					7:38.1					
2	35:31.5	(=7)	+7.2	81.0	2.5	43:15.7	(=15)	+7.8	79.5	3	53:47.7	(8)	+4.6	79.7		
						10:24.8					10:32.0				81.7	8846
3.5	1:01:42.2	(17)	+11.6	79.4	4	1:12:09.1	(8)	+7.6	83.0	4.5	1:19:54.5	(=7)	+7.7	80.4		
						7:54.5					7:45.4					
5	1:30:14.1	(7)	+5.0	83.8	5.5	1:37:51.6	(3)	+0.4	83.0	F	1:48:29.6	(5)	+8.4	86.2		
						10:19.6					10:38.0					



Legend:	----- Stroke Rate Average	+	Gap or time behind	F	Finish	SPM	Average strokes per minute
STC	Total strokes						

Official Timekeeping by OMEGA

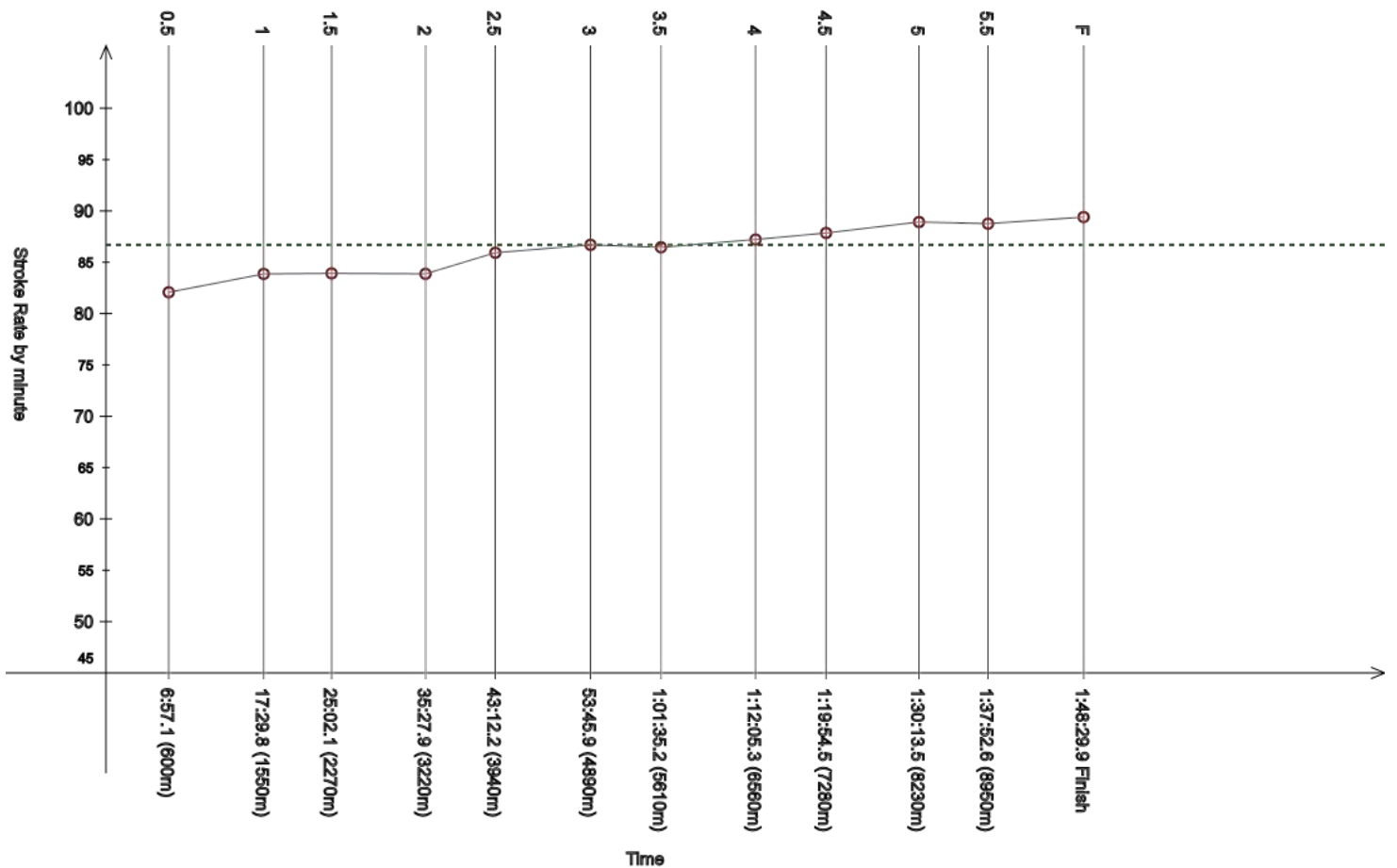
Event 102
4 FEB 2024 - 10:30

Men's 10km

Race Analysis

Rank	Bib	Name	NAT Code	Finish Time	Gap
6	77	BETLEHEM David	HUN	1:48:29.9	+8.7

Lap	Time	Rank	Gap	SPM	Lap	Time	Rank	Gap	SPM	Lap	Time	Rank	Gap	SPM	SPM	STC
0.5	6:57.1	(=12)	+8.7	82.1	1	17:29.8	(=8)	+5.4	83.9	1.5	25:02.1	(4)	+4.5	83.9		
						10:32.7					7:32.3					
2	35:27.9	(=2)	+3.6	83.9	2.5	43:12.2	(5)	+4.3	85.9	3	53:45.9	(5)	+2.8	86.7		
						10:25.8					10:33.7				86.7	9416
3.5	1:01:35.2	(5)	+4.6	86.5	4	1:12:05.3	(4)	+3.8	87.2	4.5	1:19:54.5	(=7)	+7.7	87.9		
						7:49.3					7:49.2					
5	1:30:13.5	(6)	+4.4	88.9	5.5	1:37:52.6	(7)	+1.4	88.8	F	1:48:29.9	(6)	+8.7	89.4		
						10:19.0					10:37.3					



Legend:	----- Stroke Rate Average	+	Gap or time behind	F	Finish	SPM	Average strokes per minute
STC	Total strokes						

Official Timekeeping by OMEGA

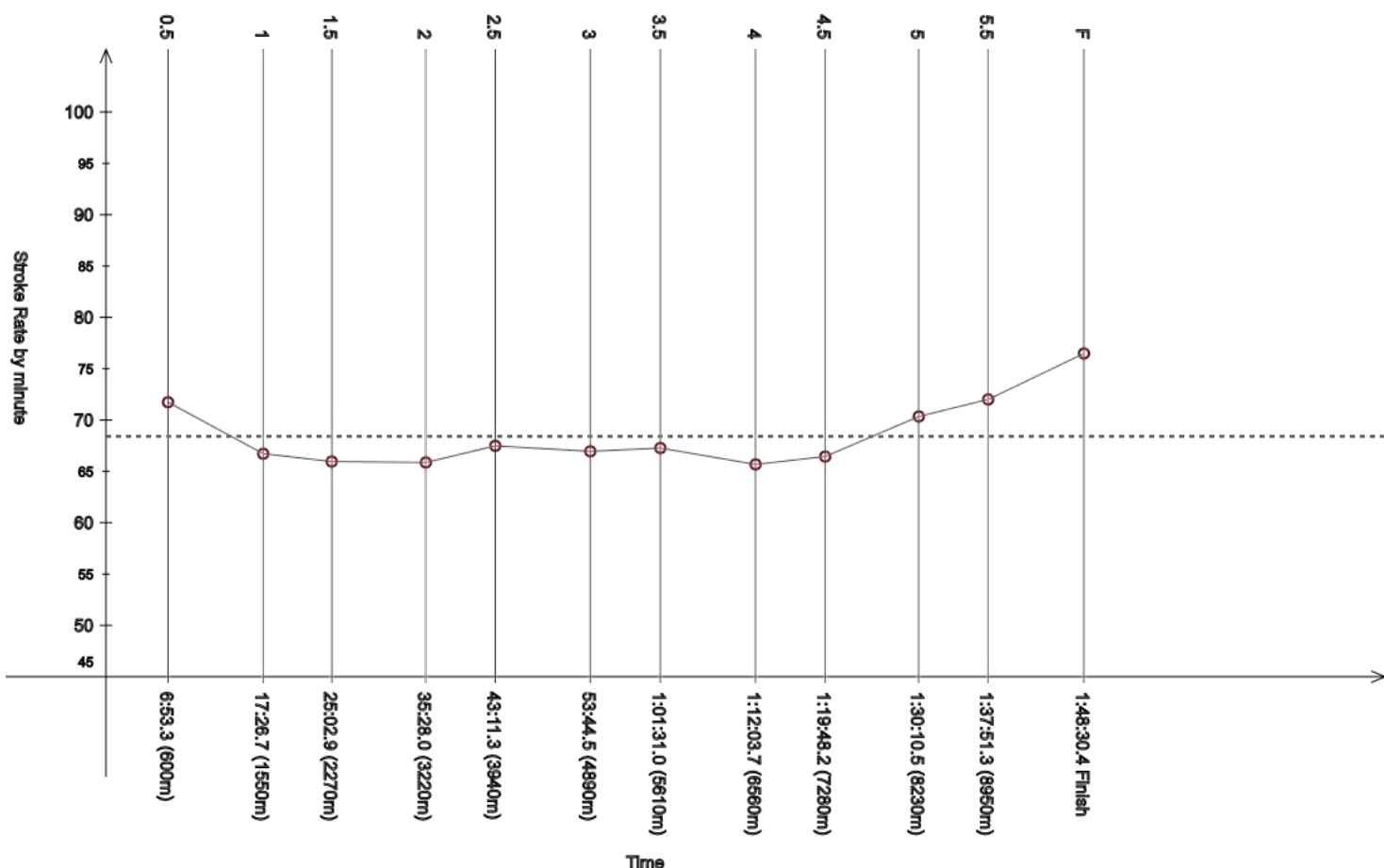
Event 102
4 FEB 2024 - 10:30

Men's 10km

Race Analysis

Rank	Bib	Name	NAT Code	Finish Time	Gap
7	73	ACERENZA Domenico	ITA	1:48:30.4	+9.2

Lap	Time	Rank	Gap	SPM	Lap	Time	Rank	Gap	SPM	Lap	Time	Rank	Gap	SPM	SPM	STC
0.5	6:53.3	(4)	+4.9	71.7	1	17:26.7	(3)	+2.3	66.7	1.5	25:02.9	(6)	+5.3	66.0		
						10:33.4					7:36.2					
2	35:28.0	(4)	+3.7	65.9	2.5	43:11.3	(3)	+3.4	67.5	3	53:44.5	(3)	+1.4	67.0		
						10:25.1					10:33.2				68.4	7445
3.5	1:01:31.0	(2)	+0.4	67.3	4	1:12:03.7	(3)	+2.2	65.7	4.5	1:19:48.2	(2)	+1.4	66.4		
						7:46.5					7:44.5					
5	1:30:10.5	(2)	+1.4	70.3	5.5	1:37:51.3	(2)	+0.1	72.0	F	1:48:30.4	(7)	+9.2	76.5		
						10:22.3					10:39.1					



Legend:
 - - - - Stroke Rate Average + Gap or time behind F Finish SPM Average strokes per minute
 STC Total strokes

Official Timekeeping by OMEGA

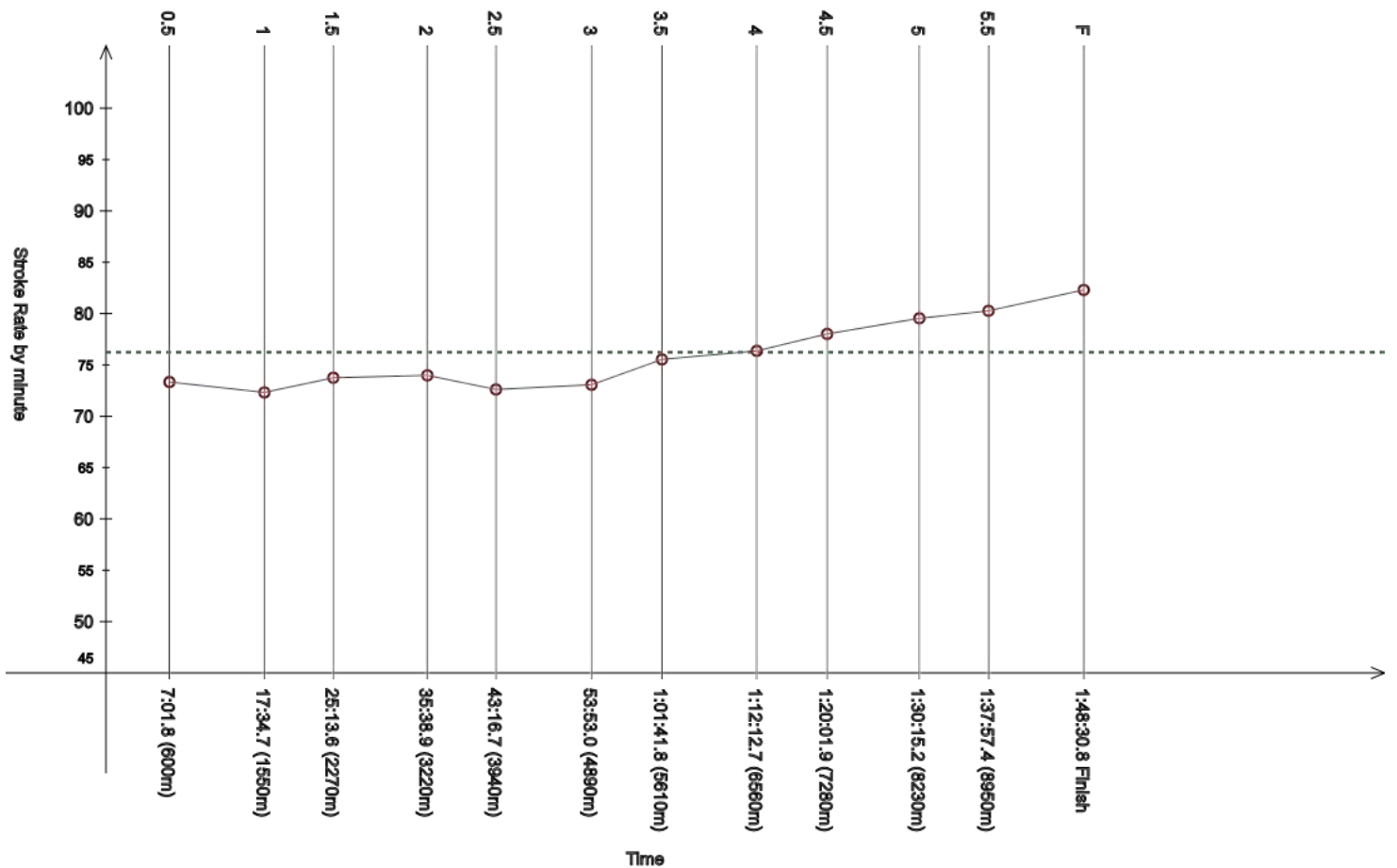
Event 102
4 FEB 2024 - 10:30

Men's 10km

Race Analysis

Rank	Bib	Name	NAT Code	Finish Time	Gap
8	28	VERANI Dario	ITA	1:48:30.8	+9.6

Lap	Time	Rank	Gap	SPM	Lap	Time	Rank	Gap	SPM	Lap	Time	Rank	Gap	SPM	SPM	STC
0.5	7:01.8	(=25)	+13.4	73.3	1	17:34.7	(20)	+10.3	72.3	1.5	25:13.6	(30)	+16.0	73.8		
						10:32.9					7:38.9					
2	35:38.9	(27)	+14.6	74.0	2.5	43:16.7	(19)	+8.8	72.6	3	53:53.0	(19)	+9.9	73.1		
						10:25.3					10:36.3				76.2	8250
3.5	1:01:41.8	(16)	+11.2	75.5	4	1:12:12.7	(14)	+11.2	76.4	4.5	1:20:01.9	(18)	+15.1	78.0		
						7:48.8					7:49.2					
5	1:30:15.2	(9)	+6.1	79.5	5.5	1:37:57.4	(11)	+6.2	80.3	F	1:48:30.8	(8)	+9.6	82.3		
						10:13.3					10:33.4					



Legend:	----- Stroke Rate Average	+	Gap or time behind	F	Finish	SPM	Average strokes per minute
STC	Total strokes						

Official Timekeeping by OMEGA

Event 102

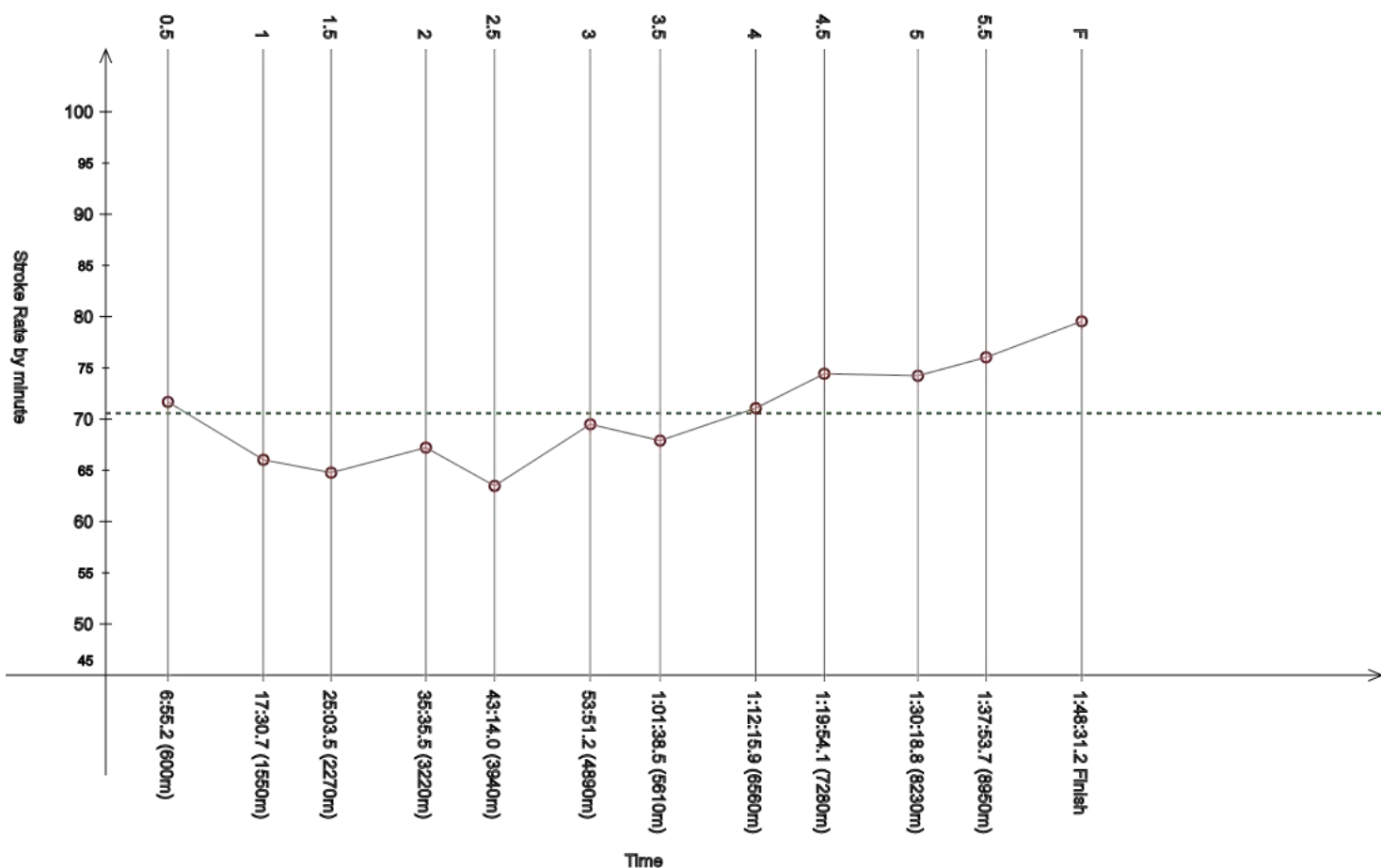
Men's 10km

4 FEB 2024 - 10:30

Race Analysis

Rank	Bib	Name	NAT Code	Finish Time	Gap
9	68	LEE Kyle	AUS	1:48:31.2	+10.0

Lap	Time	Rank	Gap	SPM	Lap	Time	Rank	Gap	SPM	Lap	Time	Rank	Gap	SPM	SPM	STC
0.5	6:55.2	(5)	+6.8	71.7	1	17:30.7	(11)	+6.3	66.0	1.5	25:03.5	(8)	+5.9	64.8		
						10:35.5					7:32.8					
2	35:35.5	(18)	+11.2	67.2	2.5	43:14.0	(9)	+6.1	63.5	3	53:51.2	(17)	+8.1	69.5		
						7:38.5					10:37.2				70.6	7686
3.5	1:01:38.5	(10)	+7.9	67.9	4	1:12:15.9	(=21)	+14.4	71.1	4.5	1:19:54.1	(6)	+7.3	74.4		
						10:37.4					7:38.2					
5	1:30:18.8	(12)	+9.7	74.2	5.5	1:37:53.7	(8)	+2.5	76.0	F	1:48:31.2	(9)	+10.0	79.5		
						7:34.9					10:37.5					



Legend:	-----	Stroke Rate Average	+	Gap or time behind	F	Finish	SPM	Average strokes per minute
STC		Total strokes						

Official Timekeeping by OMEGA

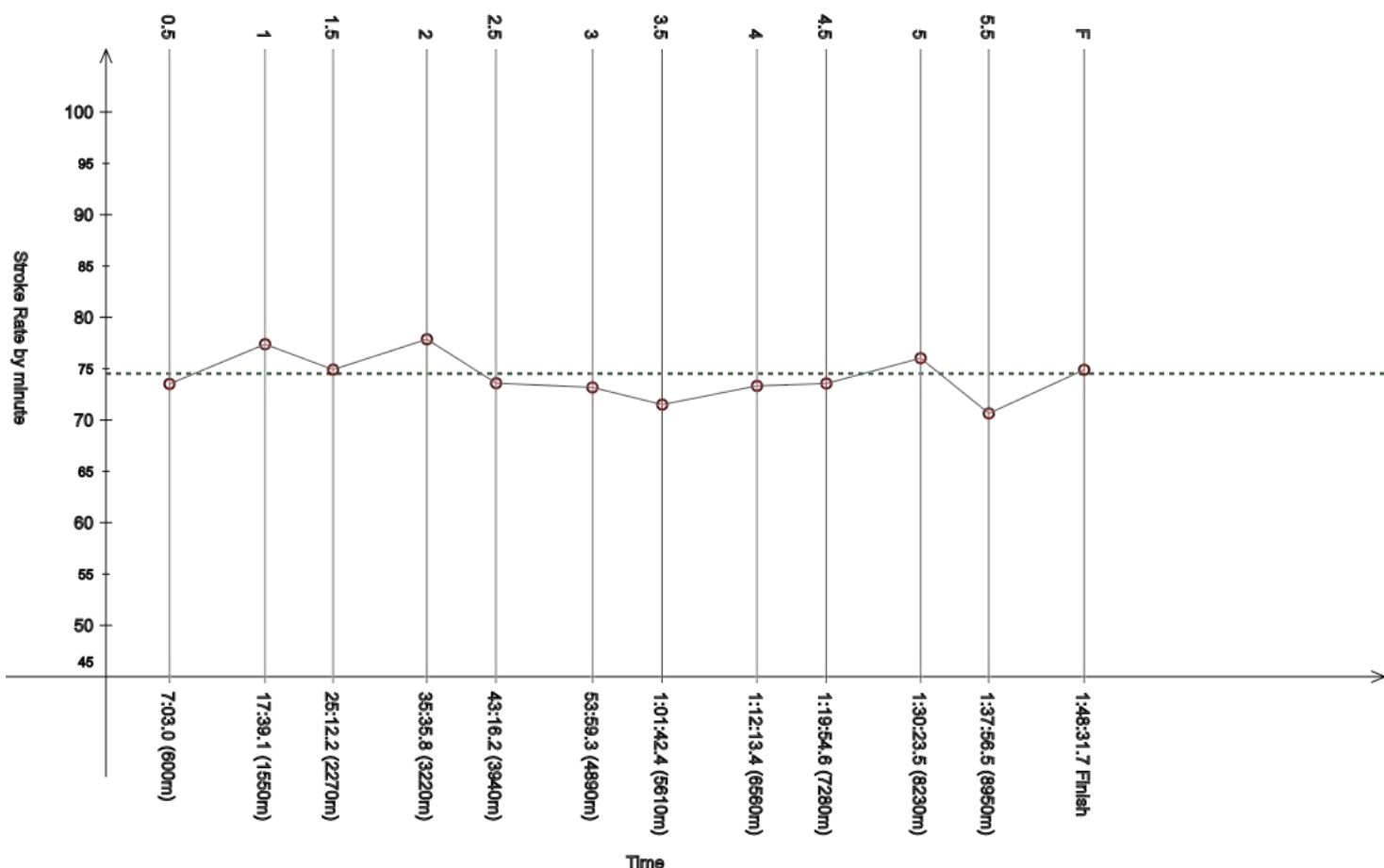
Event 102
4 FEB 2024 - 10:30

Men's 10km

Race Analysis

Rank	Bib	Name	NAT Code	Finish Time	Gap
10	46	RODITI Matan	ISR	1:48:31.7	+10.5

Lap	Time	Rank	Gap	SPM	Lap	Time	Rank	Gap	SPM	Lap	Time	Rank	Gap	SPM	SPM	STC
0.5	7:03.0	(32)	+14.6	73.5	1	17:39.1	(36)	+14.7	77.4	1.5	25:12.2	(26)	+14.6	74.9		
						10:36.1					7:33.1					
2	35:35.8	(19)	+11.5	77.9	2.5	43:16.2	(18)	+8.3	73.6	3	53:59.3	(37)	+16.2	73.2		
						7:40.4					10:43.1				74.5	8164
3.5	1:01:42.4	(18)	+11.8	71.5	4	1:12:13.4	(16)	+11.9	73.3	4.5	1:19:54.6	(9)	+7.8	73.6		
						10:31.0					7:41.2					
5	1:30:23.5	(18)	+14.4	76.0	5.5	1:37:56.5	(10)	+5.3	70.6	F	1:48:31.7	(10)	+10.5	74.9		
						7:33.0					10:35.2					



Legend:
 - - - - Stroke Rate Average + Gap or time behind F Finish SPM Average strokes per minute
 STC Total strokes

Official Timekeeping by OMEGA



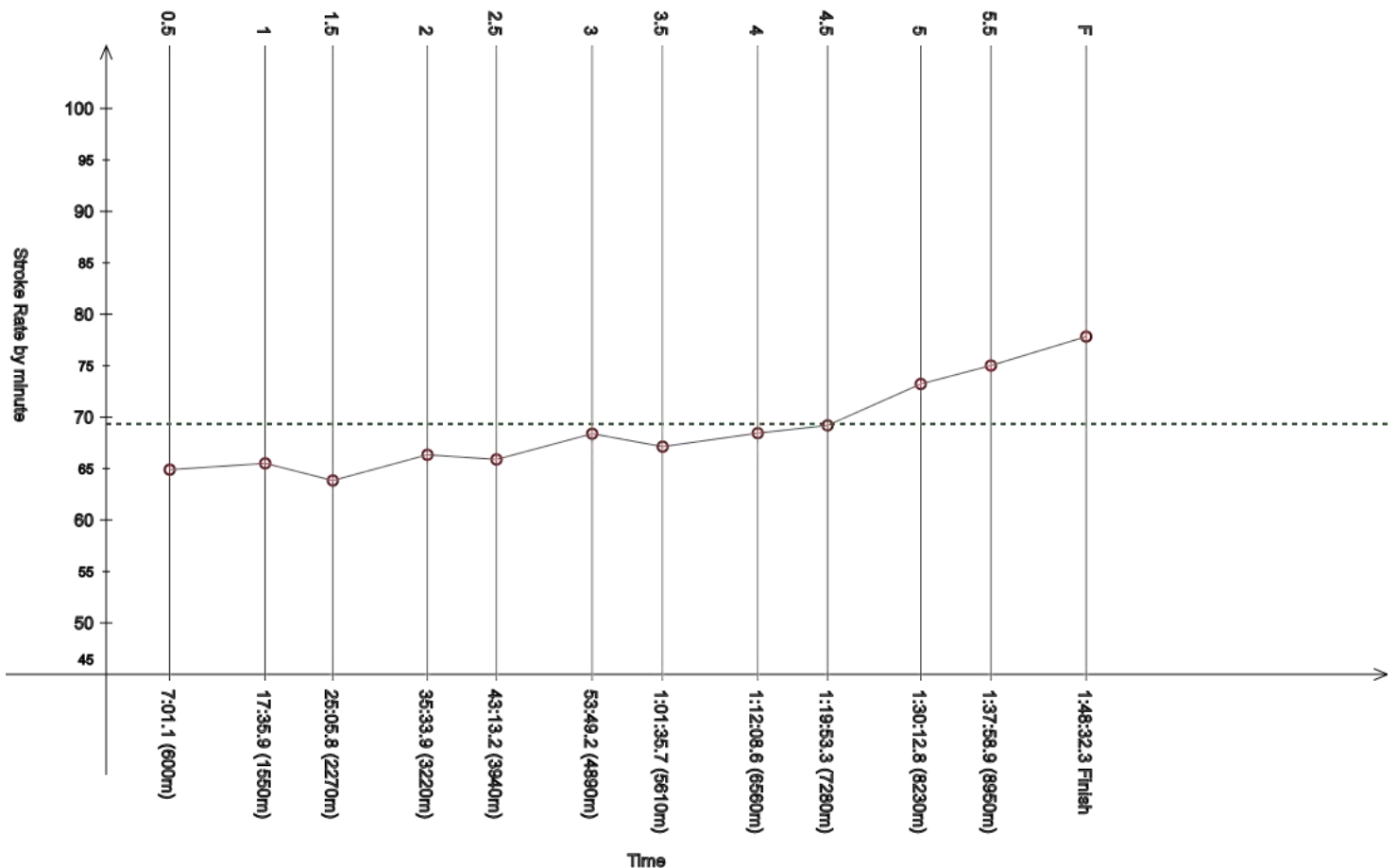
Event 102
4 FEB 2024 - 10:30

Men's 10km

Race Analysis

Rank	Bib	Name	NAT Code	Finish Time	Gap
11	75	KLEMET Oliver	GER	1:48:32.3	+11.1

Lap	Time	Rank	Gap	SPM	Lap	Time	Rank	Gap	SPM	Lap	Time	Rank	Gap	SPM	SPM	STC
0.5	7:01.1	(=21)	+12.7	64.9	1	17:35.9	(24)	+11.5	65.5	1.5	25:05.8	(14)	+8.2	63.8		
						10:34.8					7:29.9					
2	35:33.9	(13)	+9.6	66.3	2.5	43:13.2	(7)	+5.3	65.9	3	53:49.2	(10)	+6.1	68.4		
						7:39.3					10:36.0				69.3	7514
3.5	1:01:35.7	(=6)	+5.1	67.1	4	1:12:08.6	(7)	+7.1	68.5	4.5	1:19:53.3	(5)	+6.5	69.2		
						10:32.9					7:44.7					
5	1:30:12.8	(5)	+3.7	73.2	5.5	1:37:58.9	(=13)	+7.7	75.0	F	1:48:32.3	(11)	+11.1	77.8		
						7:46.1					10:33.4					



Legend:	----- Stroke Rate Average	+	Gap or time behind	F	Finish	SPM	Average strokes per minute
STC	Total strokes						

Official Timekeeping by OMEGA

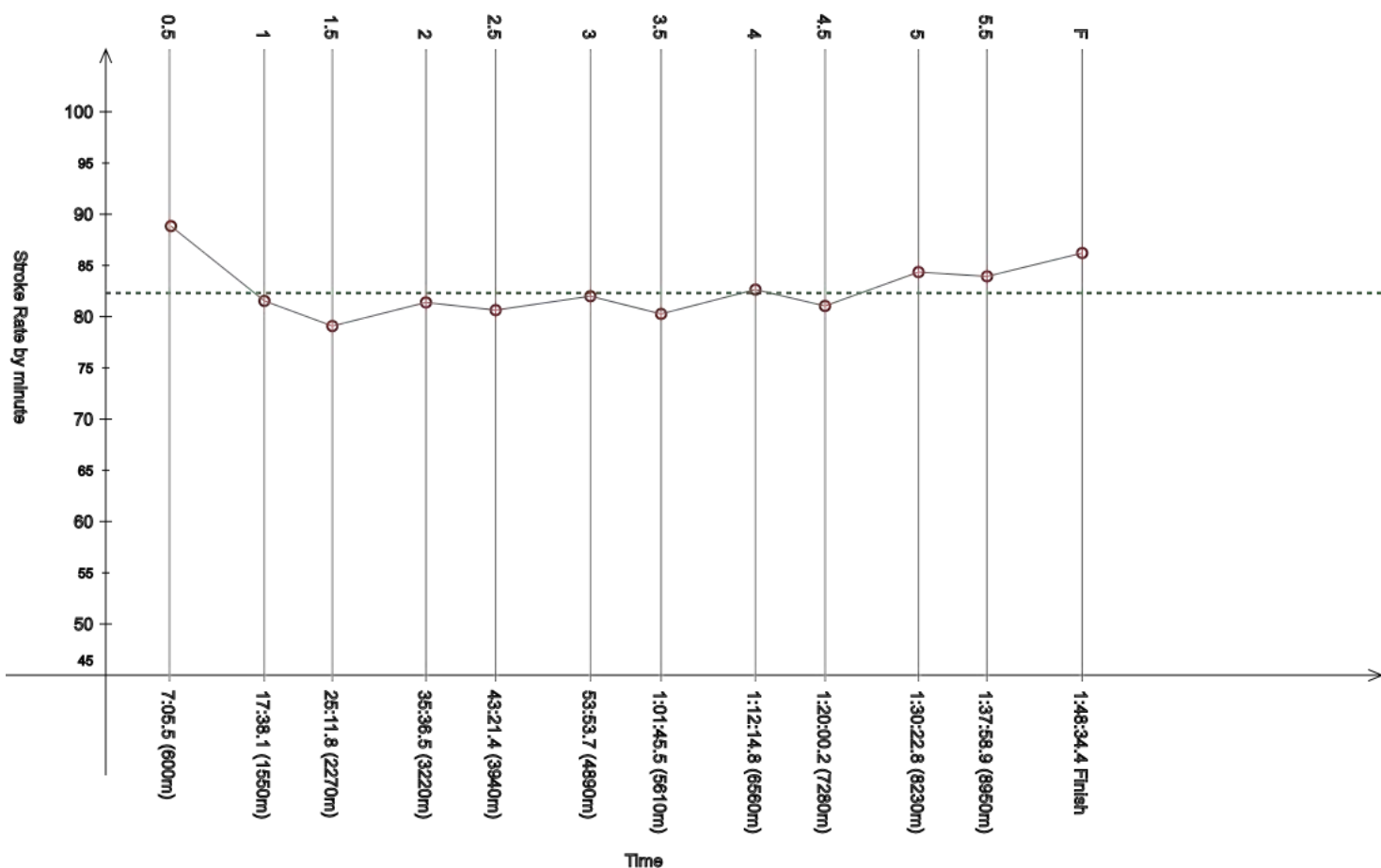
Event 102
4 FEB 2024 - 10:30

Men's 10km

Race Analysis

Rank	Bib	Name	NAT Code	Finish Time	Gap
12	34	FARINANGO David	ECU	1:48:34.4	+13.2

Lap	Time	Rank	Gap	SPM	Lap	Time	Rank	Gap	SPM	Lap	Time	Rank	Gap	SPM	SPM	STC
0.5	7:05.5	(36)	+17.1	88.8	1	17:38.1	(34)	+13.7	81.5	1.5	25:11.8	(25)	+14.2	79.1		
						10:32.6					7:33.7					
2	35:36.5	(21)	+12.2	81.4	2.5	43:21.4	(28)	+13.5	80.6	3	53:53.7	(23)	+10.6	82.0		
						7:44.9					10:32.3				82.3	8956
3.5	1:01:45.5	(22)	+14.9	80.3	4	1:12:14.8	(20)	+13.3	82.7	4.5	1:20:00.2	(15)	+13.4	81.0		
						10:29.3					7:45.4					
5	1:30:22.8	(16)	+13.7	84.4	5.5	1:37:58.9	(=13)	+7.7	83.9	F	1:48:34.4	(12)	+13.2	86.2		
						7:36.1					10:35.5					



Legend:	----- Stroke Rate Average	+	Gap or time behind	F	Finish	SPM	Average strokes per minute
STC	Total strokes						

Official Timekeeping by OMEGA

Event 102

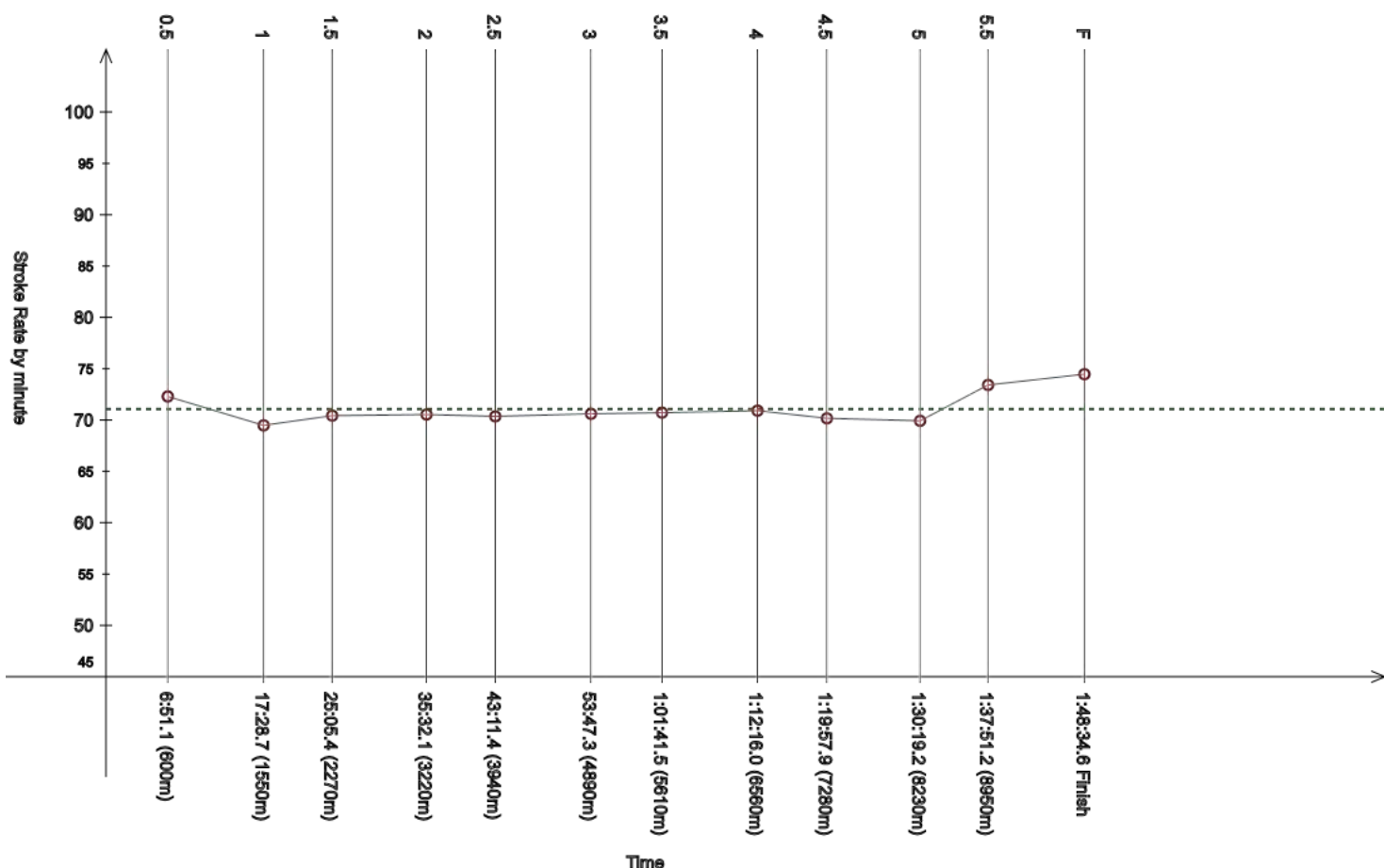
Men's 10km

4 FEB 2024 - 10:30

Race Analysis

Rank	Bib	Name	NAT Code	Finish Time	Gap
13	16	KYNIGAKIS Athanasios	GRE	1:48:34.6	+13.4

Lap	Time	Rank	Gap	SPM	Lap	Time	Rank	Gap	SPM	Lap	Time	Rank	Gap	SPM	SPM	STC
0.5	6:51.1	(2)	+2.7	72.3	1	17:28.7	(=6)	+4.3	69.5	1.5	25:05.4	(13)	+7.8	70.4		
						10:37.6					7:36.7					
2	35:32.1	(10)	+7.8	70.5	2.5	43:11.4	(4)	+3.5	70.4	3	53:47.3	(7)	+4.2	70.6		
						7:39.3					10:35.9				71.1	7729
3.5	1:01:41.5	(=14)	+10.9	70.7	4	1:12:16.0	(23)	+14.5	70.9	4.5	1:19:57.9	(13)	+11.1	70.2		
						10:34.5					7:41.9					
5	1:30:19.2	(13)	+10.1	69.9	5.5	1:37:51.2	(1)		73.4	F	1:48:34.6	(13)	+13.4	74.5		
						7:32.0					10:43.4					



Legend:
 - - - - Stroke Rate Average + Gap or time behind F Finish SPM Average strokes per minute
 STC Total strokes

Official Timekeeping by OMEGA

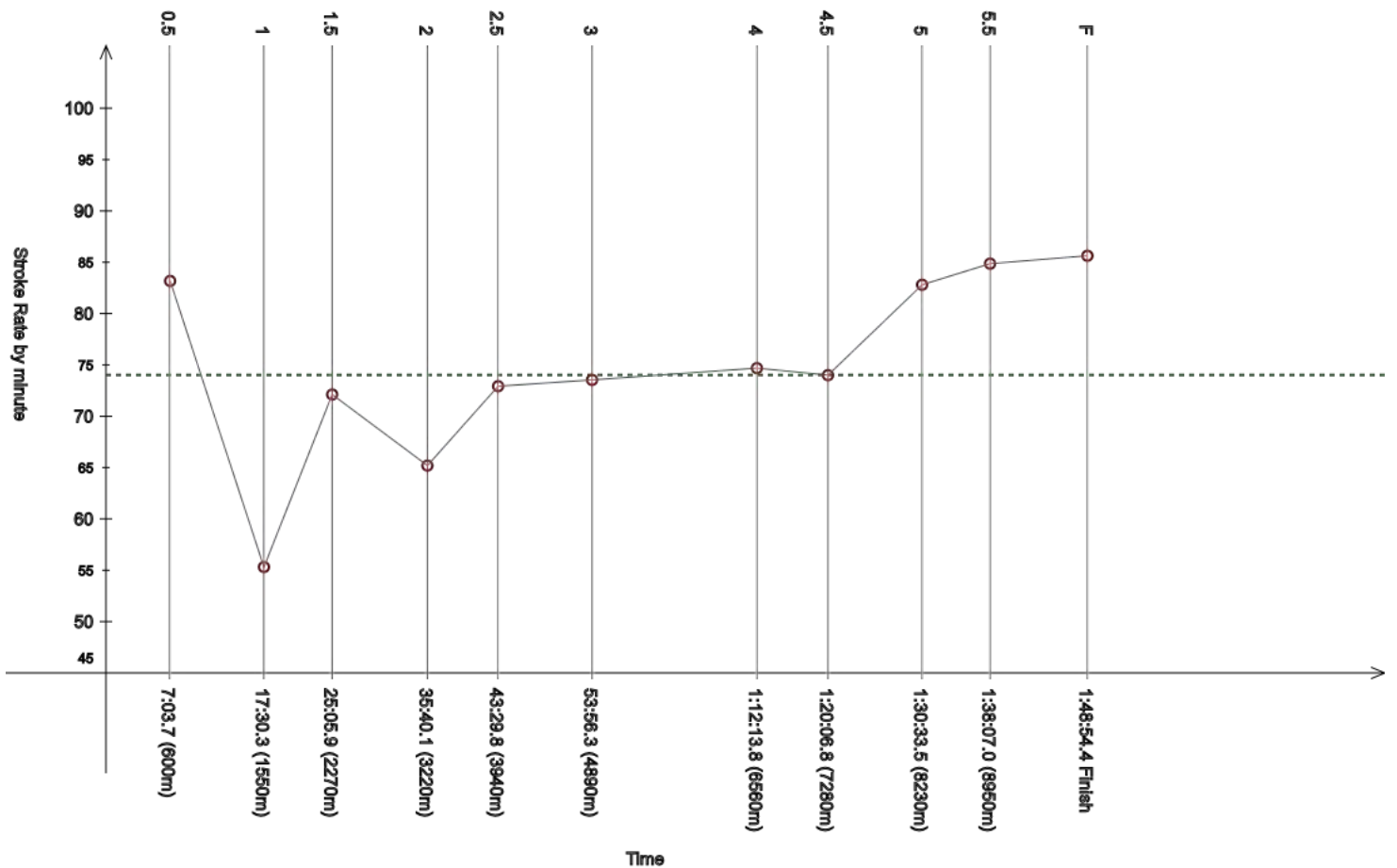
Event 102
4 FEB 2024 - 10:30

Men's 10km

Race Analysis

Rank	Bib	Name	NAT Code	Finish Time	Gap
14	43	PUSKOVITCH Ivan	USA	1:48:54.4	+33.2

Lap	Time	Rank	Gap	SPM	Lap	Time	Rank	Gap	SPM	Lap	Time	Rank	Gap	SPM	SPM	STC
0.5	7:03.7	(33)	+15.3	83.2	1	17:30.3	(10)	+5.9	55.3	1.5	25:05.9	(15)	+8.3	72.1		
						10:26.6					7:35.6					
2	35:40.1	(30)	+15.8	65.2	2.5	43:29.8	(44)	+21.9	72.9	3	53:56.3	(26)	+13.2	73.5		
	10:34.2					7:49.7					10:26.5				74.0	8021
3.5	-	-	-	-	4	1:12:13.8	(17)	+12.3	74.7	4.5	1:20:06.8	(26)	+20.0	74.0		
						-					7:53.0					
5	1:30:33.5	(20)	+24.4	82.8	5.5	1:38:07.0	(19)	+15.8	84.9	F	1:48:54.4	(14)	+33.2	85.6		
	10:26.7					7:33.5					10:47.4					



Legend:	- Information not available	---- Stroke Rate Average	+ Gap or time behind	F Finish
SPM	Average strokes per minute	STC	Total strokes	

Official Timekeeping by OMEGA

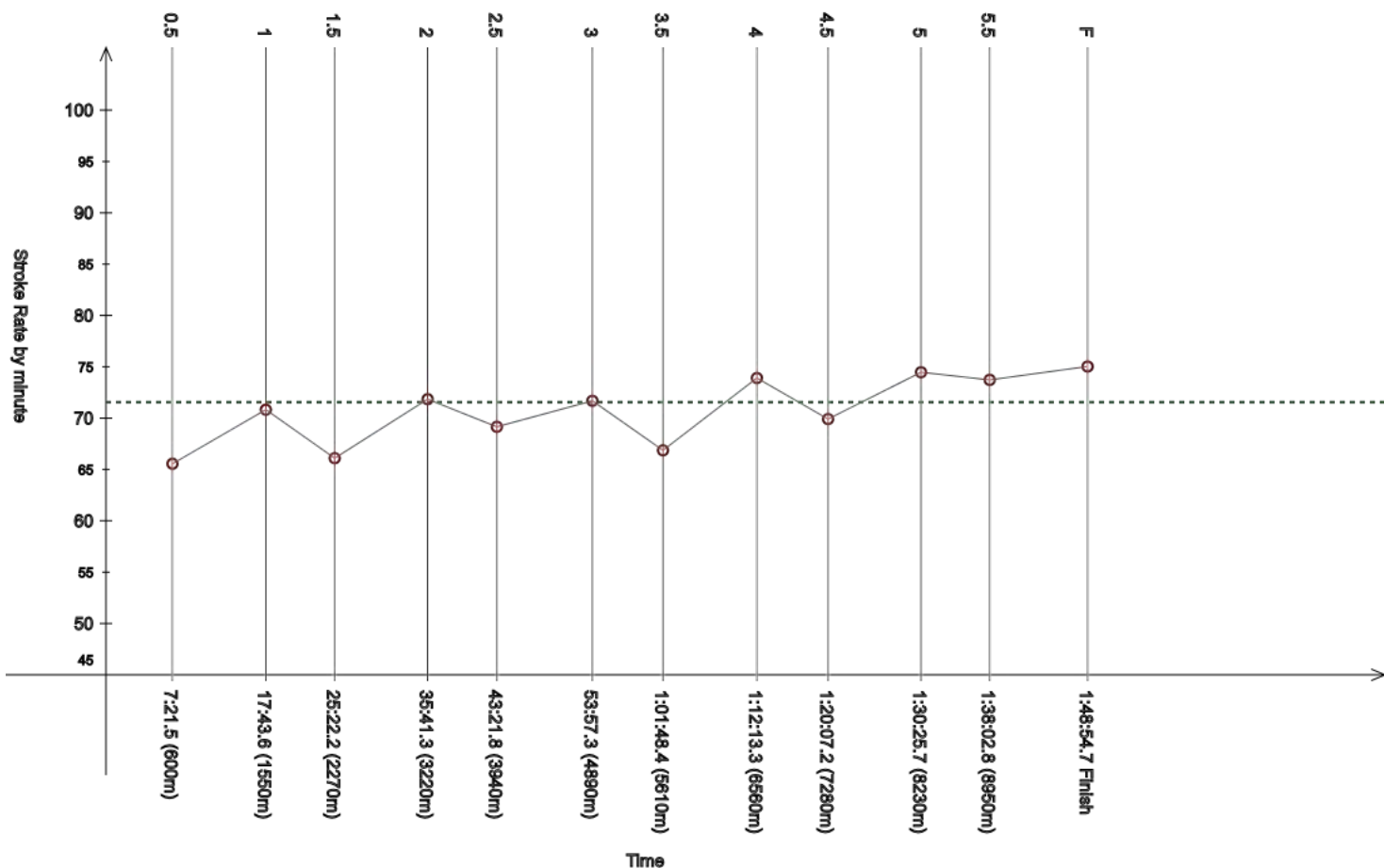
Event 102
4 FEB 2024 - 10:30

Men's 10km

Race Analysis

Rank	Bib	Name	NAT Code	Finish Time	Gap
15	65	ROBINSON Tobias Patrick	GBR	1:48:54.7	+33.5

Lap	Time	Rank	Gap	SPM	Lap	Time	Rank	Gap	SPM	Lap	Time	Rank	Gap	SPM	SPM	STC
0.5	7:21.5	(70)	+33.1	65.6	1	17:43.6	(43)	+19.2	70.8	1.5	25:22.2	(54)	+24.6	66.1		
						10:22.1					7:38.6					
2	35:41.3	(33)	+17.0	71.8	2.5	43:21.8	(=29)	+13.9	69.2	3	53:57.3	(=28)	+14.2	71.7		
	10:19.1					7:40.5					10:35.5				71.6	7746
3.5	1:01:48.4	(23)	+17.8	66.9	4	1:12:13.3	(15)	+11.8	73.9	4.5	1:20:07.2	(27)	+20.4	69.9		
	7:51.1					10:24.9					7:53.9					
5	1:30:25.7	(19)	+16.6	74.5	5.5	1:38:02.8	(18)	+11.6	73.7	F	1:48:54.7	(15)	+33.5	75.0		
	10:18.5					7:37.1					10:51.9					



Legend:	----- Stroke Rate Average	+	Gap or time behind	F	Finish	SPM	Average strokes per minute
STC	Total strokes						

Official Timekeeping by OMEGA

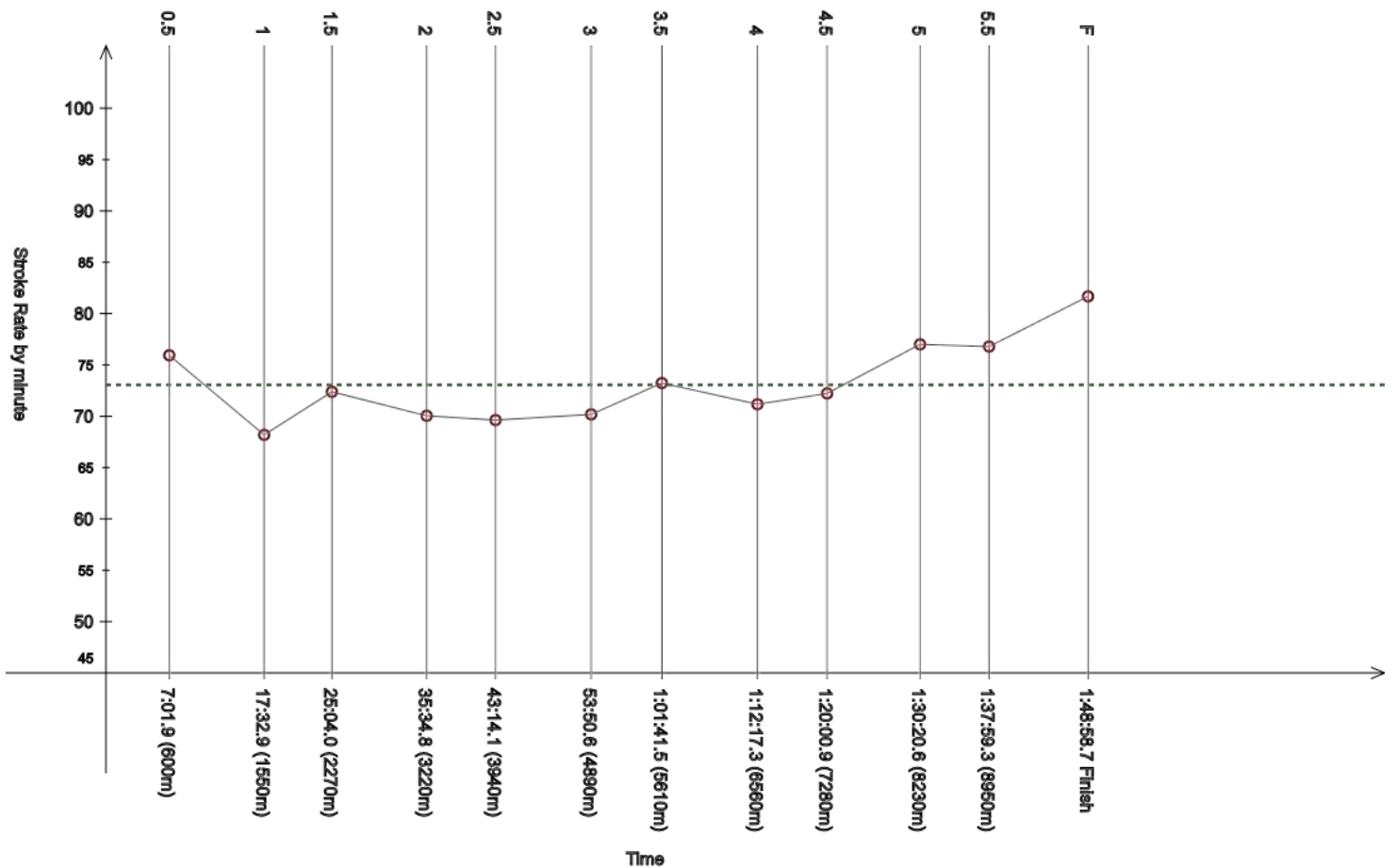
Event 102
4 FEB 2024 - 10:30

Men's 10km

Race Analysis

Rank	Bib	Name	NAT Code	Finish Time	Gap
16	44	HERCOG Jan	AUT	1:48:58.7	+37.5

Lap	Time	Rank	Gap	SPM	Lap	Time	Rank	Gap	SPM	Lap	Time	Rank	Gap	SPM	SPM	STC
0.5	7:01.9	(27)	+13.5	75.9	1	17:32.9	(=17)	+8.5	68.2	1.5	25:04.0	(9)	+6.4	72.4		
						10:31.0					7:31.1					
2	35:34.8	(15)	+10.5	70.0	2.5	43:14.1	(10)	+6.2	69.6	3	53:50.6	(15)	+7.5	70.2		
						7:39.3					10:36.5				73.1	7974
3.5	1:01:41.5	(=14)	+10.9	73.2	4	1:12:17.3	(25)	+15.8	71.2	4.5	1:20:00.9	(16)	+14.1	72.2		
						10:35.8					7:43.6					
5	1:30:20.6	(14)	+11.5	77.0	5.5	1:37:59.3	(15)	+8.1	76.8	F	1:48:58.7	(16)	+37.5	81.7		
						7:38.7					10:59.4					



Legend:	----- Stroke Rate Average	+	Gap or time behind	F	Finish	SPM	Average strokes per minute
	STC		Total strokes				

Official Timekeeping by OMEGA

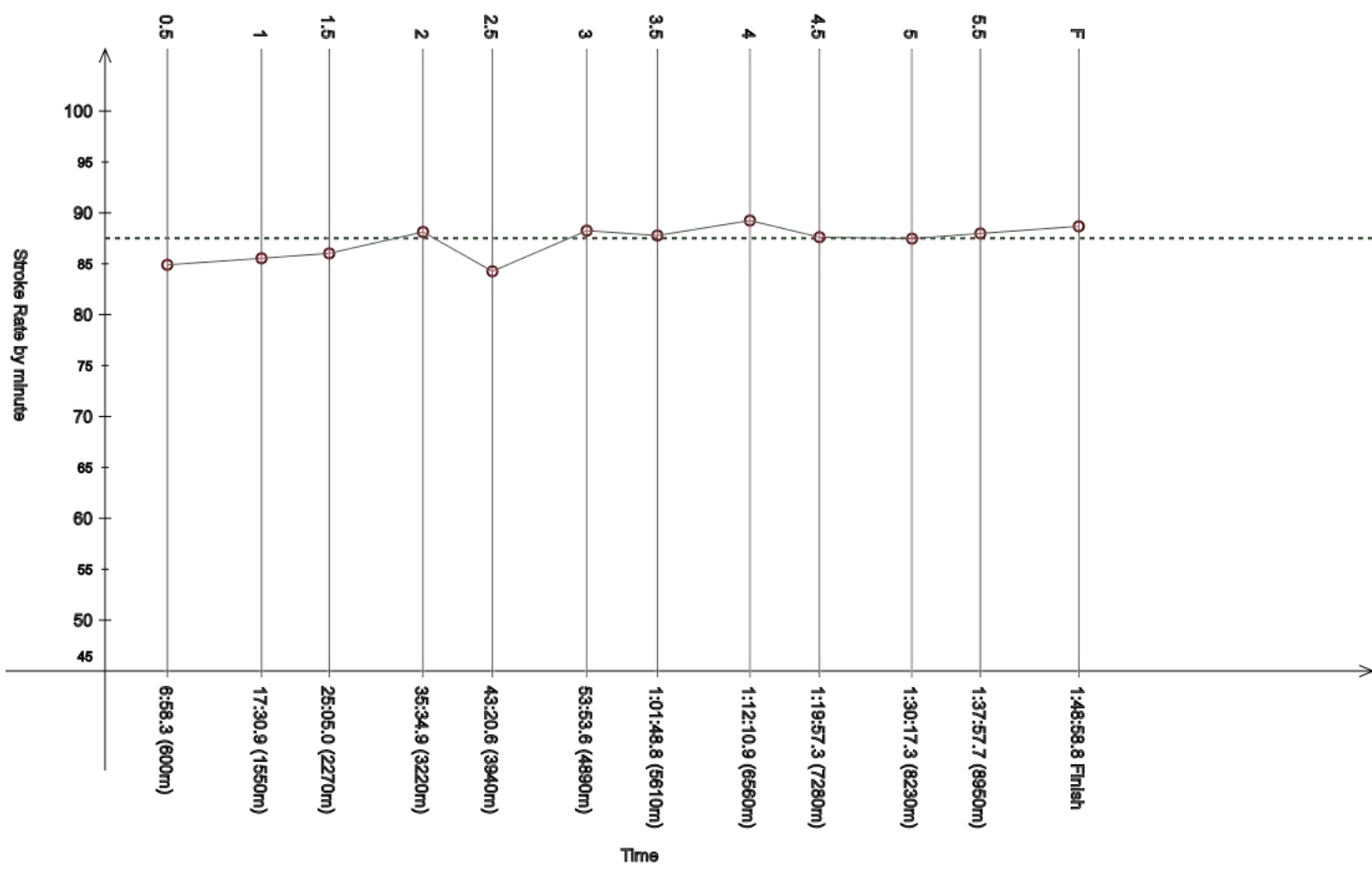
Event 102
4 FEB 2024 - 10:30

Men's 10km

Race Analysis

Rank	Bib	Name	NAT Code	Finish Time	Gap
17	76	STRAKA Martin	CZE	1:48:58.8	+37.6

Lap	Time	Rank	Gap	SPM	Lap	Time	Rank	Gap	SPM	Lap	Time	Rank	Gap	SPM	SPM	STC
0.5	6:58.3	(=16)	+9.9	84.9	1	17:30.9	(12)	+6.5	85.5	1.5	25:05.0	(12)	+7.4	86.0		
						10:32.6					7:34.1					
2	35:34.9	(16)	+10.6	88.1	2.5	43:20.6	(27)	+12.7	84.3	3	53:53.6	(22)	+10.5	88.3		
						7:45.7					10:33.0				87.5	9577
3.5	1:01:48.8	(24)	+18.2	87.8	4	1:12:10.9	(12)	+9.4	89.3	4.5	1:19:57.3	(11)	+10.5	87.6		
						10:22.1					7:46.4					
5	1:30:17.3	(10)	+8.2	87.5	5.5	1:37:57.7	(12)	+6.5	88.0	F	1:48:58.8	(17)	+37.6	88.7		
						7:40.4					11:01.1					



Legend:
 - - - - Stroke Rate Average + Gap or time behind F Finish SPM Average strokes per minute
 STC Total strokes

Official Timekeeping by OMEGA

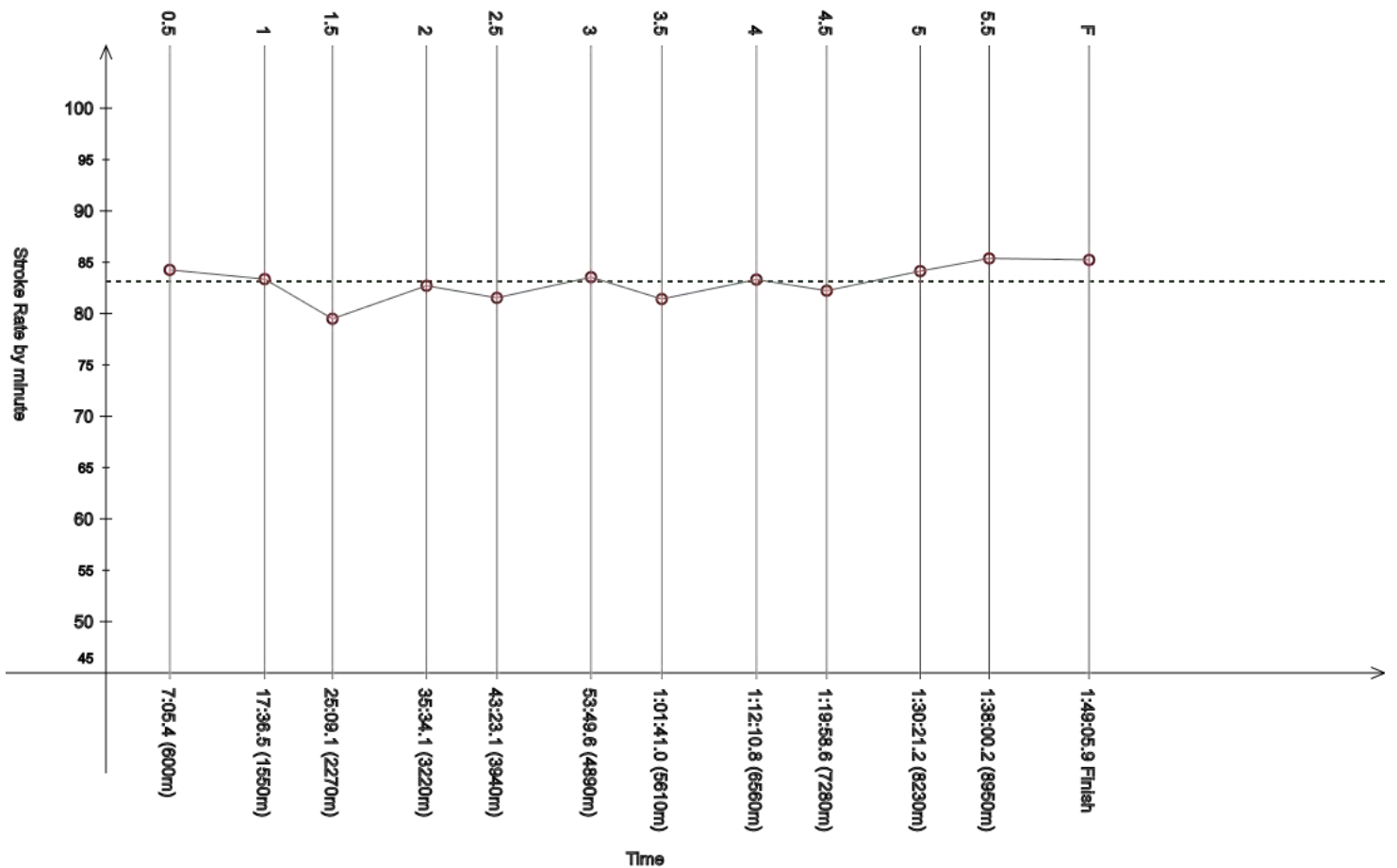
Event 102
4 FEB 2024 - 10:30

Men's 10km

Race Analysis

Rank	Bib	Name	NAT Code	Finish Time	Gap
18	66	STREHLKE DELGADO Paulo	MEX	1:49:05.9	+44.7

Lap	Time	Rank	Gap	SPM	Lap	Time	Rank	Gap	SPM	Lap	Time	Rank	Gap	SPM	SPM	STC
0.5	7:05.4	(35)	+17.0	84.3	1	17:36.5	(=27)	+12.1	83.4	1.5	25:09.1	(19)	+11.5	79.5		
						10:31.1					7:32.6					
2	35:34.1	(14)	+9.8	82.7	2.5	43:23.1	(31)	+15.2	81.5	3	53:49.6	(11)	+6.5	83.5		
						10:25.0					10:26.5				83.1	9119
3.5	1:01:41.0	(12)	+10.4	81.4	4	1:12:10.8	(11)	+9.3	83.3	4.5	1:19:58.6	(14)	+11.8	82.2		
						7:51.4					7:47.8					
5	1:30:21.2	(15)	+12.1	84.1	5.5	1:38:00.2	(16)	+9.0	85.4	F	1:49:05.9	(18)	+44.7	85.2		
						10:22.6					11:05.7					



Legend:	----- Stroke Rate Average	+	Gap or time behind	F	Finish	SPM	Average strokes per minute
STC	Total strokes						

Official Timekeeping by OMEGA

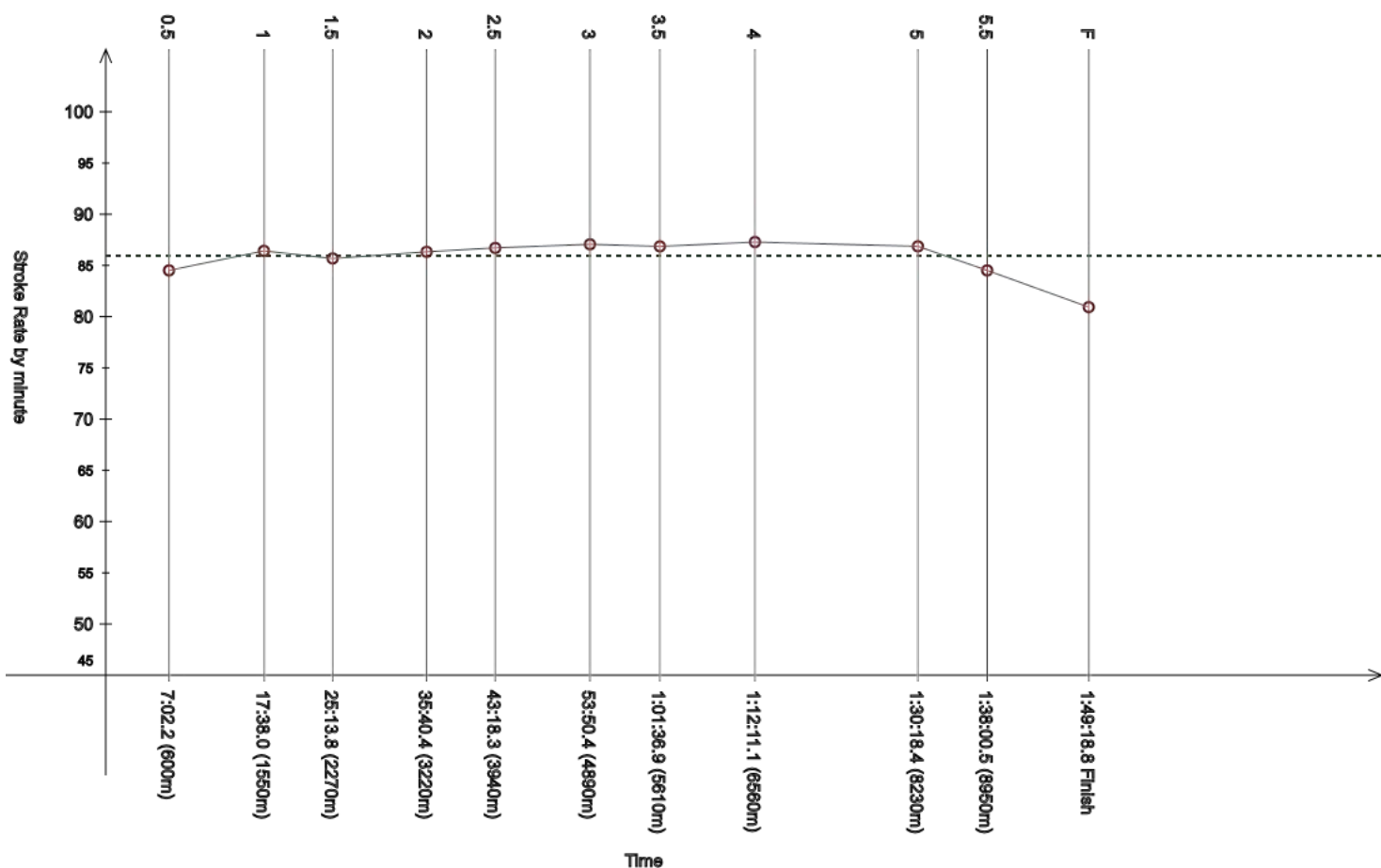
Event 102
4 FEB 2024 - 10:30

Men's 10km

Race Analysis

Rank	Bib	Name	NAT Code	Finish Time	Gap
19	53	BRINEGAR Michael	USA	1:49:18.8	+57.6

Lap	Time	Rank	Gap	SPM	Lap	Time	Rank	Gap	SPM	Lap	Time	Rank	Gap	SPM	SPM	STC
0.5	7:02.2	(29)	+13.8	84.5	1	17:38.0	(33)	+13.6	86.4	1.5	25:13.8	(=31)	+16.2	85.7		
						10:35.8					7:35.8					
2	35:40.4	(31)	+16.1	86.3	2.5	43:18.3	(23)	+10.4	86.7	3	53:50.4	(13)	+7.3	87.1		
						7:37.9					10:32.1				85.9	9450
3.5	1:01:36.9	(8)	+6.3	86.9	4	1:12:11.1	(13)	+9.6	87.3	4.5	-	-	-	-		
						10:34.2					-					
5	1:30:18.4	(11)	+9.3	86.9	5.5	1:38:00.5	(17)	+9.3	84.5	F	1:49:18.8	(19)	+57.6	80.9		
						7:42.1					11:18.3					



Legend:	- Information not available	---- Stroke Rate Average	+ Gap or time behind	F Finish
SPM	Average strokes per minute	STC	Total strokes	

Official Timekeeping by OMEGA

Event 102

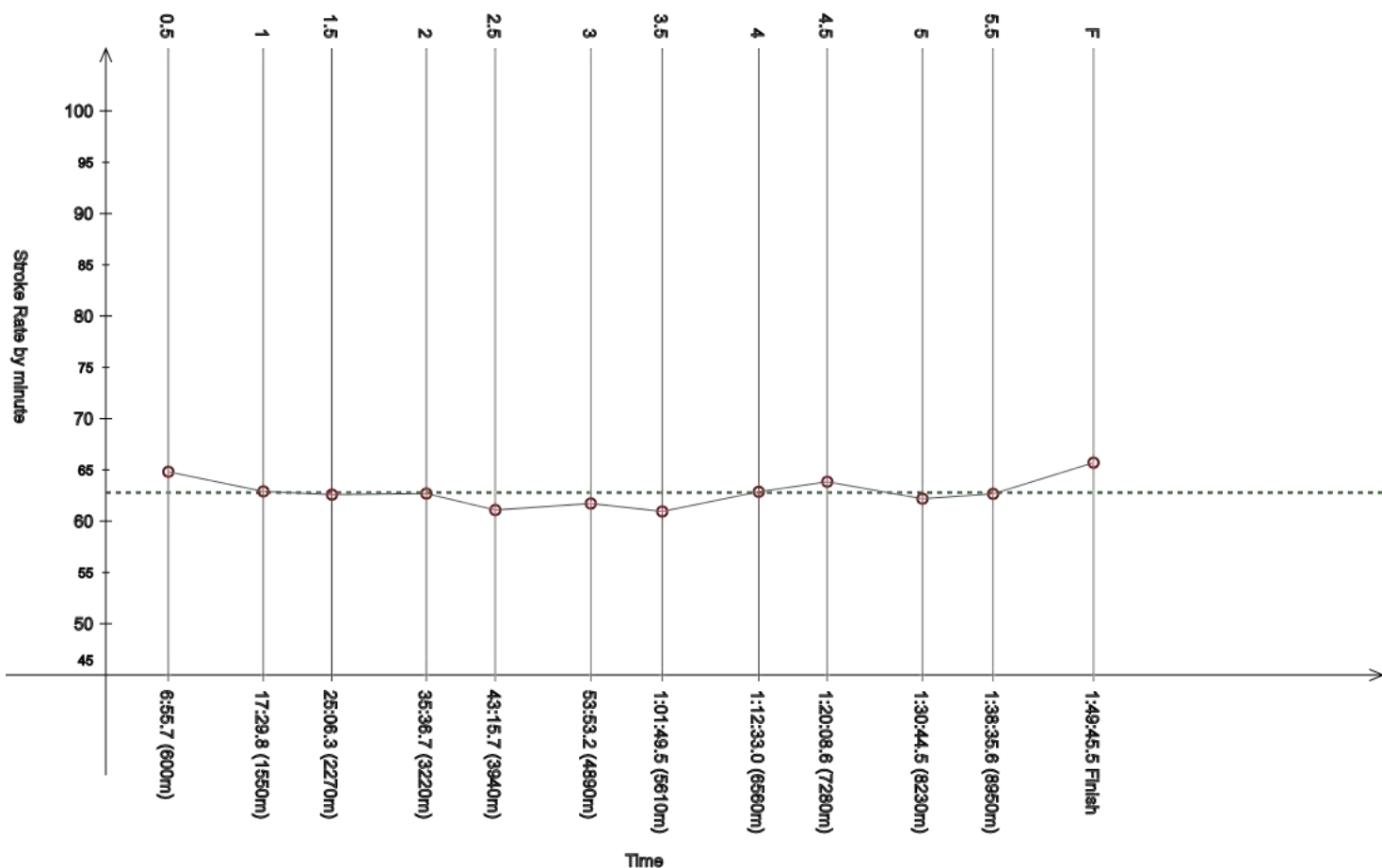
Men's 10km

4 FEB 2024 - 10:30

Race Analysis

Rank	Bib	Name	NAT Code	Finish Time	Gap
20	39	WOZNIAK Piotr	POL	1:49:45.5	+1:24.3

Lap	Time	Rank	Gap	SPM	Lap	Time	Rank	Gap	SPM	Lap	Time	Rank	Gap	SPM	SPM	STC
0.5	6:55.7	(7)	+7.3	64.8	1	17:29.8	(=8)	+5.4	62.9	1.5	25:06.3	(16)	+8.7	62.6		
						10:34.1					7:36.5					
2	35:36.7	(22)	+12.4	62.7	2.5	43:15.7	(=15)	+7.8	61.1	3	53:53.2	(21)	+10.1	61.7		
						7:39.0					10:37.5				62.8	6908
3.5	1:01:49.5	(26)	+18.9	61.0	4	1:12:33.0	(34)	+31.5	62.9	4.5	1:20:08.6	(30)	+21.8	63.8		
						10:43.5					7:35.6					
5	1:30:44.5	(26)	+35.4	62.2	5.5	1:38:35.6	(21)	+44.4	62.7	F	1:49:45.5	(20)	++	65.7		
						7:51.1					11:09.9					



Legend:			
---	Stroke Rate Average	+	Gap or time behind
++	One minute or more behind in split time	F	Finish
SPM	Average strokes per minute	STC	Total strokes

Official Timekeeping by OMEGA

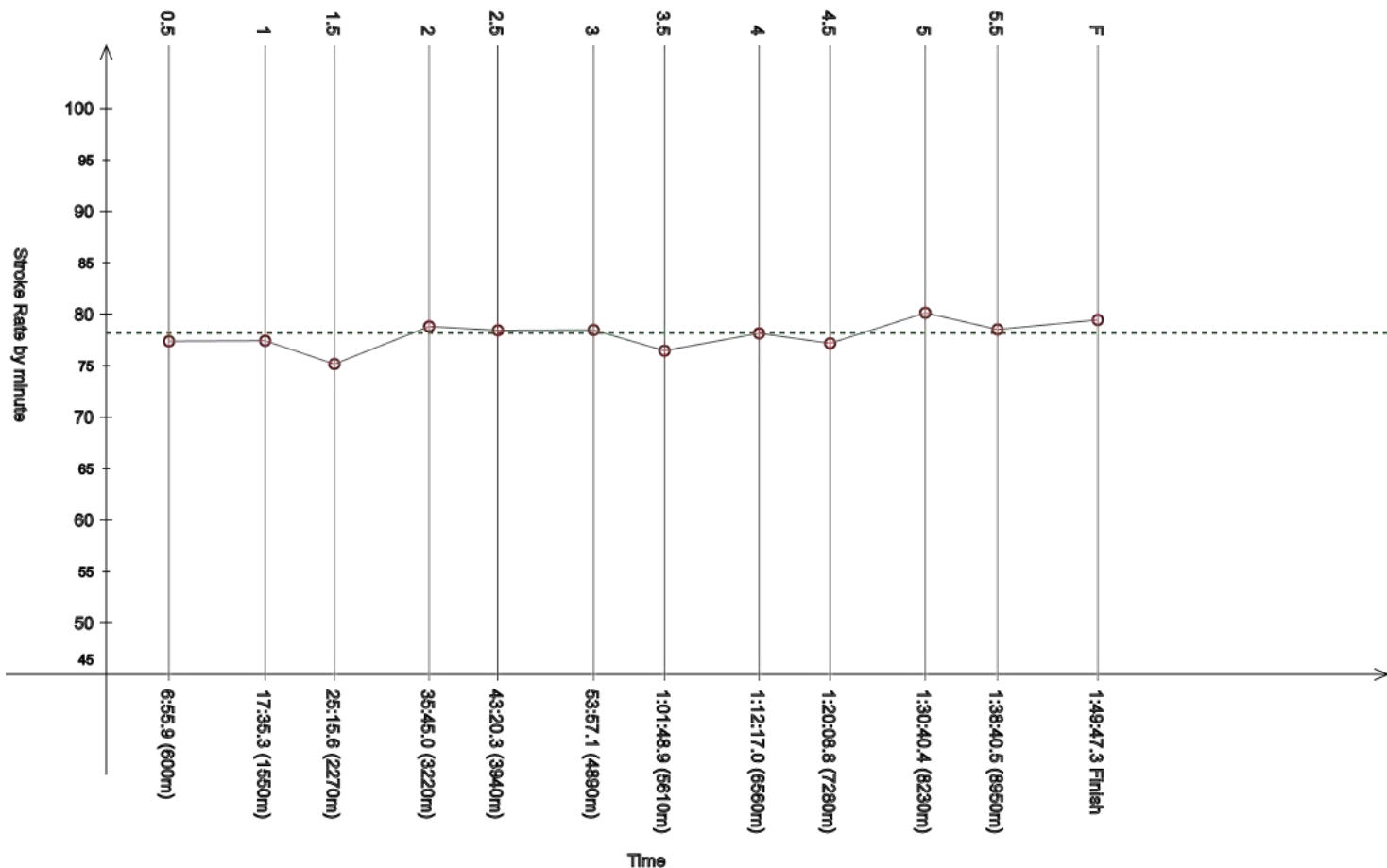
Event 102
4 FEB 2024 - 10:30

Men's 10km

Race Analysis

Rank	Bib	Name	NAT Code					Finish Time	Gap
21	4	KOZUBEK Matej	CZE					1:49:47.3	+1:26.1

Lap	Time	Rank	Gap	SPM	Lap	Time	Rank	Gap	SPM	Lap	Time	Rank	Gap	SPM	SPM	STC
0.5	6:55.9	(=8)	+7.5	77.4	1	17:35.3	(=22)	+10.9	77.4	1.5	25:15.6	(=39)	+18.0	75.2		
						10:39.4					7:40.3					
2	35:45.0	(40)	+20.7	78.8	2.5	43:20.3	(26)	+12.4	78.4	3	53:57.1	(27)	+14.0	78.5		
						7:35.3					10:36.8				78.2	8615
3.5	1:01:48.9	(25)	+18.3	76.5	4	1:12:17.0	(24)	+15.5	78.1	4.5	1:20:08.8	(31)	+22.0	77.2		
						10:28.1					7:51.8					
5	1:30:40.4	(22)	+31.3	80.1	5.5	1:38:40.5	(23)	+49.3	78.5	F	1:49:47.3	(21)	++	79.5		
						8:00.1					11:06.8					



Legend:	---	Stroke Rate Average	+	Gap or time behind
	++	One minute or more behind in split time	F	Finish
	SPM	Average strokes per minute	STC	Total strokes

Official Timekeeping by OMEGA

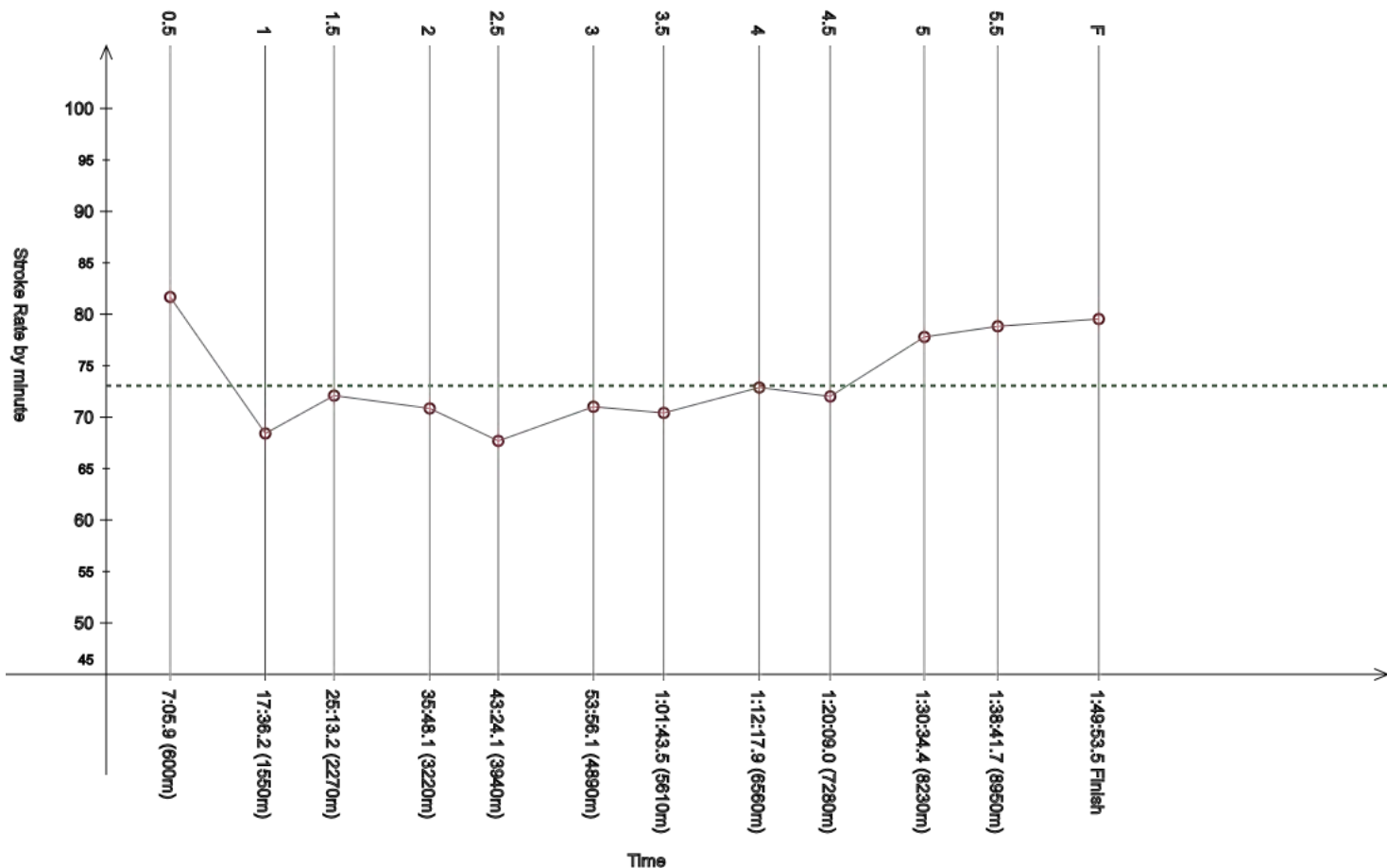
Event 102
4 FEB 2024 - 10:30

Men's 10km

Race Analysis

Rank	Bib	Name	NAT Code	Finish Time	Gap
22	48	ENDERICA SALGADO Esteban	ECU	1:49:53.5	+1:32.3

Lap	Time	Rank	Gap	SPM	Lap	Time	Rank	Gap	SPM	Lap	Time	Rank	Gap	SPM	SPM	STC
0.5	7:05.9	(38)	+17.5	81.7	1	17:36.2	(25)	+11.8	68.4	1.5	25:13.2	(28)	+15.6	72.1		
						10:30.3					7:37.0					
2	35:48.1	(41)	+23.8	70.9	2.5	43:24.1	(34)	+16.2	67.7	3	53:56.1	(25)	+13.0	71.0		
	10:34.9					7:36.0					10:32.0				73.1	8119
3.5	1:01:43.5	(19)	+12.9	70.4	4	1:12:17.9	(27)	+16.4	72.9	4.5	1:20:09.0	(32)	+22.2	72.0		
	7:47.4					10:34.4					7:51.1					
5	1:30:34.4	(21)	+25.3	77.8	5.5	1:38:41.7	(24)	+50.5	78.8	F	1:49:53.5	(22)	++	79.5		
	10:25.4					8:07.3					11:11.8					



Legend:	---	Stroke Rate Average	+	Gap or time behind
	++	One minute or more behind in split time	F	Finish
	SPM	Average strokes per minute	STC	Total strokes

Official Timekeeping by OMEGA

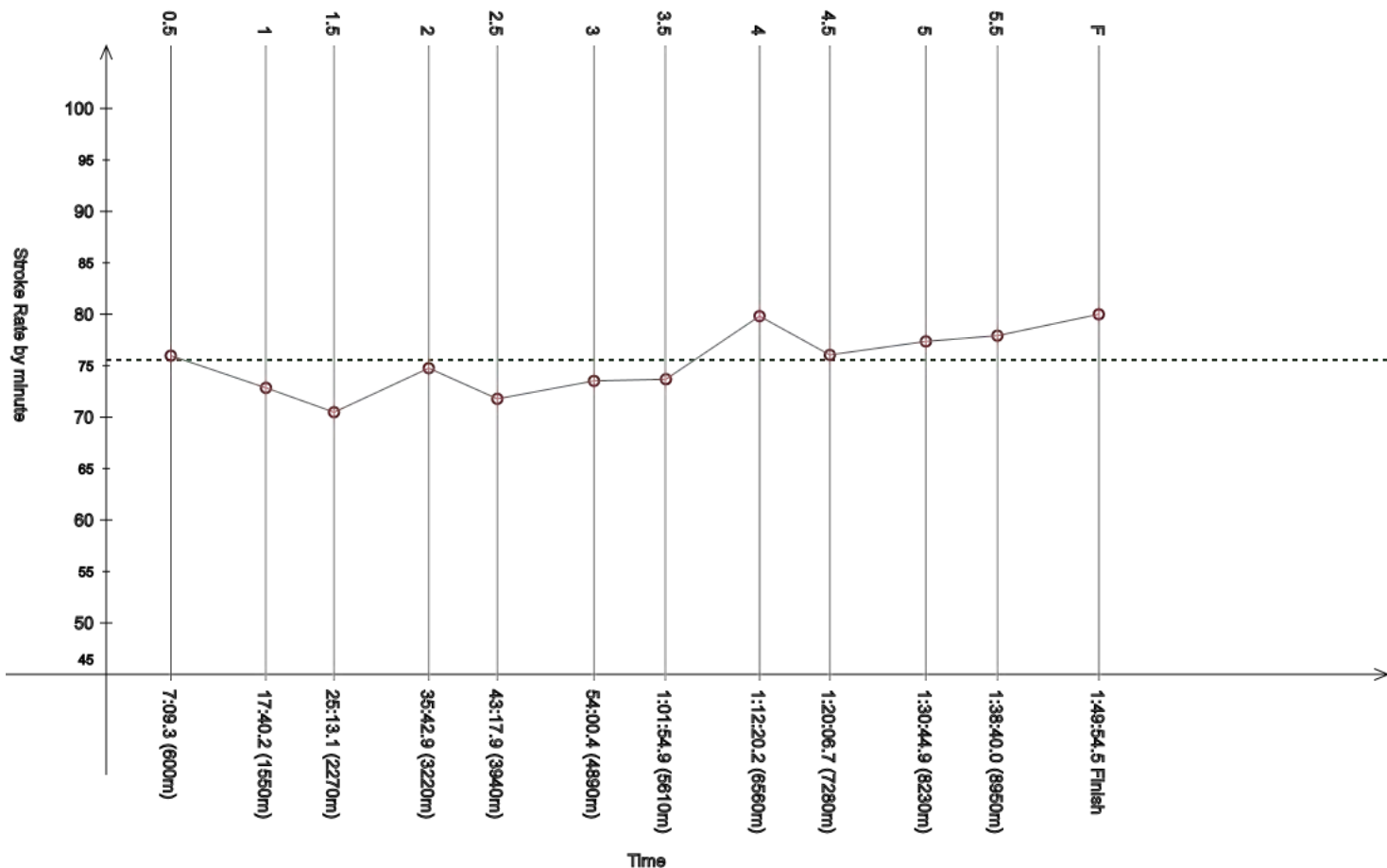
Event 102
4 FEB 2024 - 10:30

Men's 10km

Race Analysis

Rank	Bib	Name	NAT Code	Finish Time	Gap
23	30	CAMPOS Tiago	POR	1:49:54.5	+1:33.3

Lap	Time	Rank	Gap	SPM	Lap	Time	Rank	Gap	SPM	Lap	Time	Rank	Gap	SPM	SPM	STC
0.5	7:09.3	(52)	+20.9	76.0	1	17:40.2	(40)	+15.8	72.9	1.5	25:13.1	(27)	+15.5	70.5		
						10:30.9					7:32.9					
2	35:42.9	(36)	+18.6	74.8	2.5	43:17.9	(21)	+10.0	71.8	3	54:00.4	(38)	+17.3	73.5		
						7:35.0					10:42.5				75.6	8259
3.5	1:01:54.9	(33)	+24.3	73.7	4	1:12:20.2	(30)	+18.7	79.8	4.5	1:20:06.7	(=24)	+19.9	76.1		
						10:25.3					7:46.5					
5	1:30:44.9	(28)	+35.8	77.4	5.5	1:38:40.0	(22)	+48.8	77.9	F	1:49:54.5	(23)	++	80.0		
						7:55.1					11:14.5					



Legend:	
---	Stroke Rate Average
++	One minute or more behind in split time
SPM	Average strokes per minute
+	Gap or time behind
F	Finish
STC	Total strokes

Official Timekeeping by OMEGA

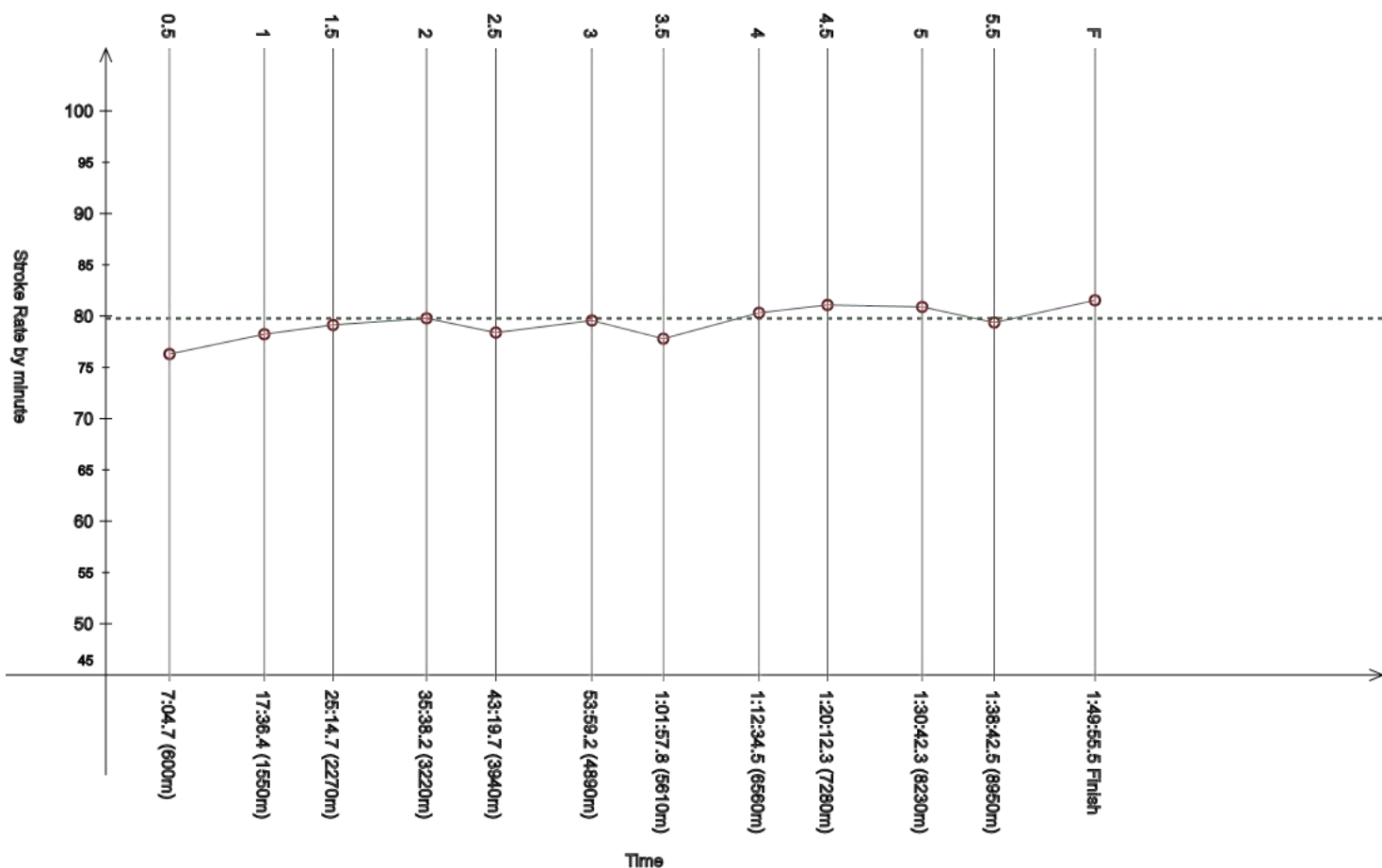
Event 102
4 FEB 2024 - 10:30

Men's 10km

Race Analysis

Rank	Bib	Name	NAT Code	Finish Time	Gap
24	67	PUJOL Guillem	ESP	1:49:55.5	+1:34.3

Lap	Time	Rank	Gap	SPM	Lap	Time	Rank	Gap	SPM	Lap	Time	Rank	Gap	SPM	SPM	STC
0.5	7:04.7	(34)	+16.3	76.3	1	17:36.4	(26)	+12.0	78.2	1.5	25:14.7	(=35)	+17.1	79.1		
						10:31.7					7:38.3					
2	35:38.2	(25)	+13.9	79.8	2.5	43:19.7	(=24)	+11.8	78.4	3	53:59.2	(36)	+16.1	79.6		
						10:23.5					10:39.5				79.8	8773
3.5	1:01:57.8	(38)	+27.2	77.8	4	1:12:34.5	(36)	+33.0	80.3	4.5	1:20:12.3	(34)	+25.5	81.1		
						7:58.6					7:37.8					
5	1:30:42.3	(24)	+33.2	80.9	5.5	1:38:42.5	(25)	+51.3	79.4	F	1:49:55.5	(24)	++	81.5		
						10:30.0					11:13.0					



Legend:	---	Stroke Rate Average	+	Gap or time behind
	++	One minute or more behind in split time	F	Finish
	SPM	Average strokes per minute	STC	Total strokes

Official Timekeeping by OMEGA

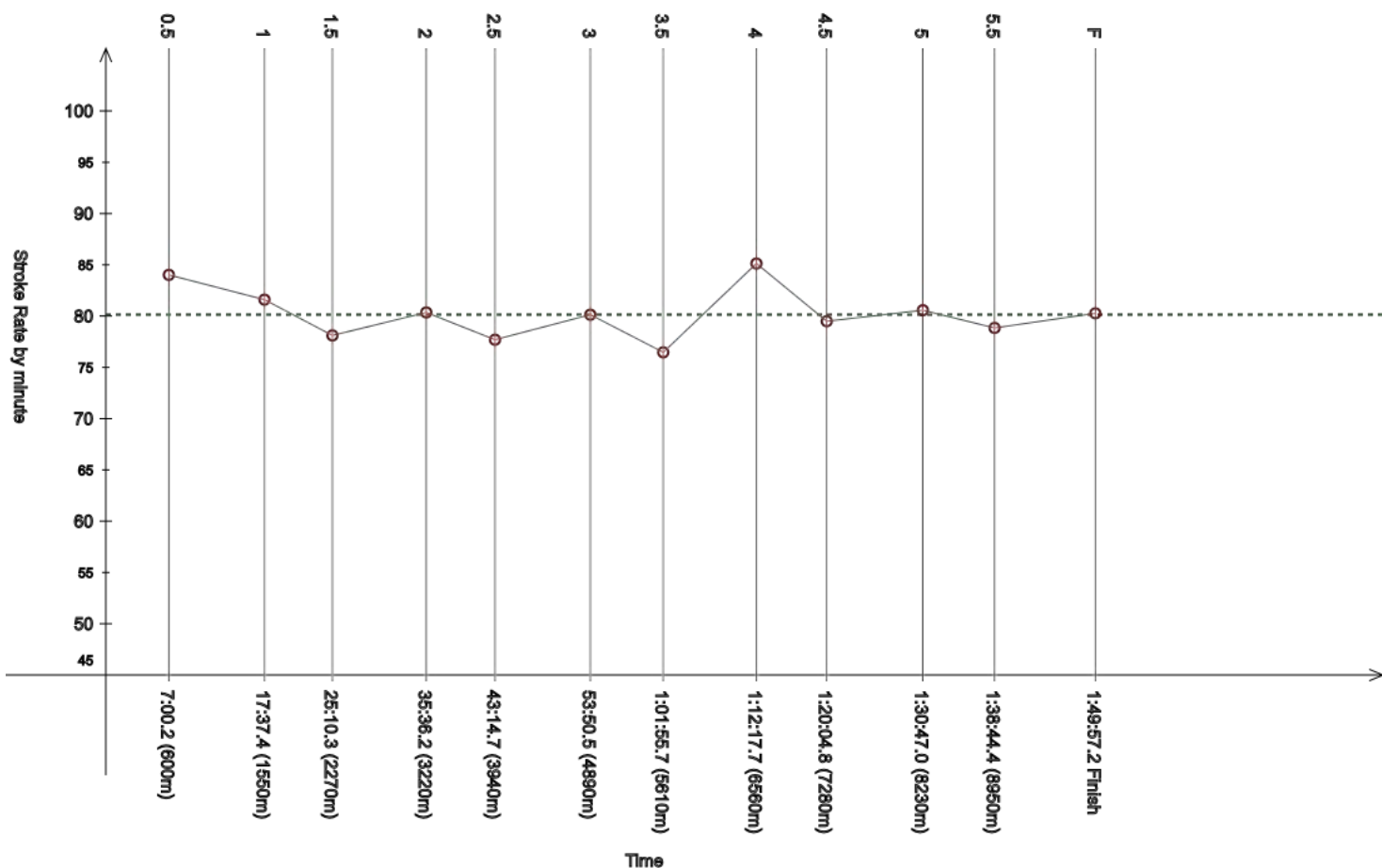
Event 102
4 FEB 2024 - 10:30

Men's 10km

Race Analysis

Rank	Bib	Name	NAT Code			Finish Time			Gap		
25	50	MINAMIDE Taishin	JPN			1:49:57.2			+1:36.0		

Lap	Time	Rank	Gap	SPM	Lap	Time	Rank	Gap	SPM	Lap	Time	Rank	Gap	SPM	SPM	STC
0.5	7:00.2	(19)	+11.8	84.0	1	17:37.4	(32)	+13.0	81.6	1.5	25:10.3	(21)	+12.7	78.1		
						10:37.2					7:32.9					
2	35:36.2	(20)	+11.9	80.4	2.5	43:14.7	(11)	+6.8	77.7	3	53:50.5	(14)	+7.4	80.1		
						7:38.5					10:35.8				80.1	8837
3.5	1:01:55.7	(36)	+25.1	76.5	4	1:12:17.7	(26)	+16.2	85.1	4.5	1:20:04.8	(21)	+18.0	79.5		
						8:05.2					7:47.1					
5	1:30:47.0	(29)	+37.9	80.6	5.5	1:38:44.4	(27)	+53.2	78.8	F	1:49:57.2	(25)	++	80.3		
						10:42.2					11:12.8					



Legend:	---	Stroke Rate Average	+	Gap or time behind
	++	One minute or more behind in split time	F	Finish
	SPM	Average strokes per minute	STC	Total strokes

Official Timekeeping by OMEGA

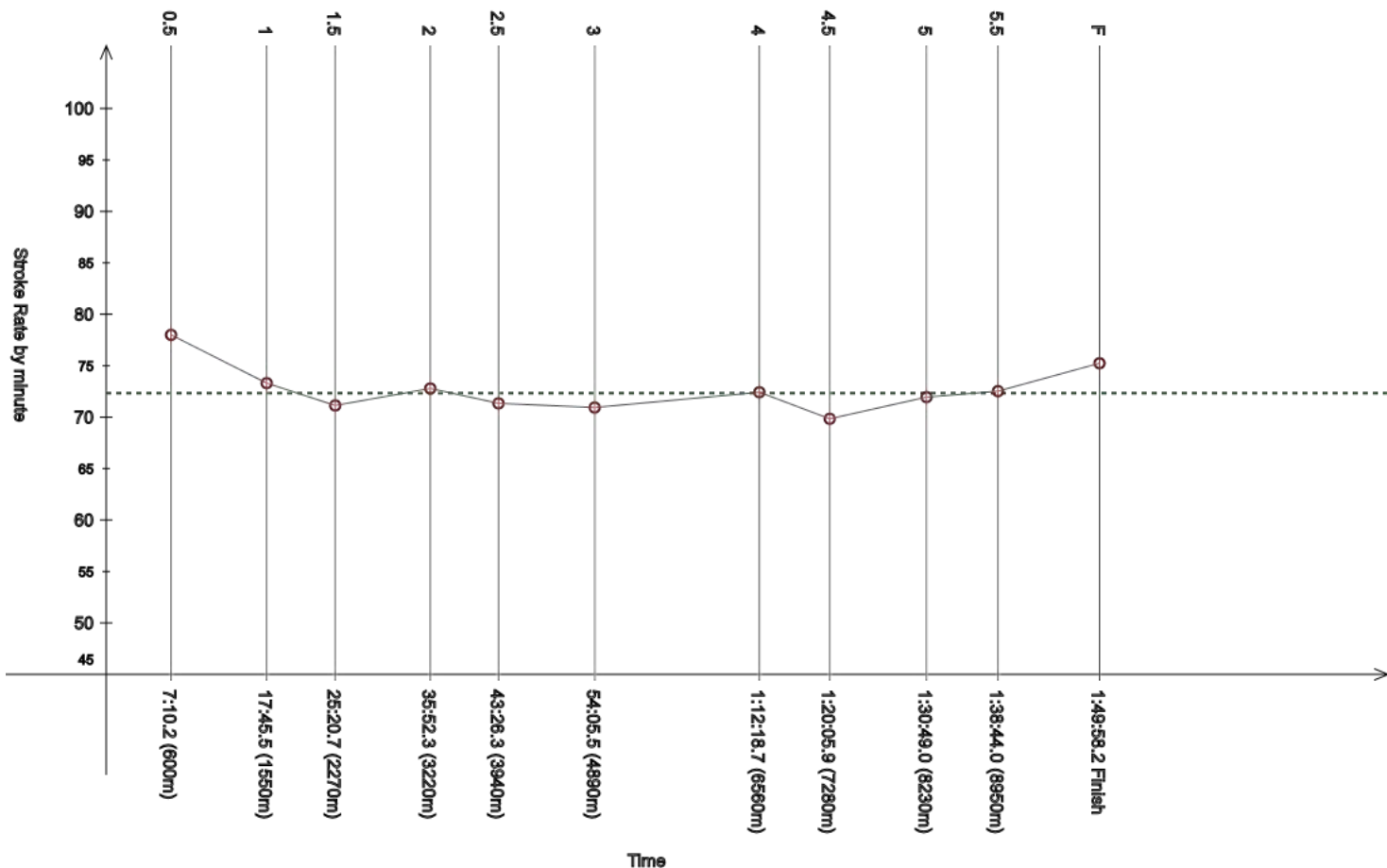
Event 102
4 FEB 2024 - 10:30

Men's 10km

Race Analysis

Rank	Bib	Name	NAT Code	Finish Time	Gap
26	42	CARDOSO Diogo	POR	1:49:58.2	+1:37.0

Lap	Time	Rank	Gap	SPM	Lap	Time	Rank	Gap	SPM	Lap	Time	Rank	Gap	SPM	SPM	STC
0.5	7:10.2	(=53)	+21.8	78.0	1	17:45.5	(50)	+21.1	73.3	1.5	25:20.7	(50)	+23.1	71.1		
						10:35.3					7:35.2					
2	35:52.3	(45)	+28.0	72.8	2.5	43:26.3	(35)	+18.4	71.3	3	54:05.5	(41)	+22.4	70.9		
	10:31.6					7:34.0					10:39.2				72.3	7985
3.5	-	-	-	-	4	1:12:18.7	(29)	+17.2	72.4	4.5	1:20:05.9	(23)	+19.1	69.8		
						-					7:47.2					
5	1:30:49.0	(31)	+39.9	72.0	5.5	1:38:44.0	(26)	+52.8	72.5	F	1:49:58.2	(26)	++	75.2		
	10:43.1					7:55.0					11:14.2					



Legend:	- Information not available	---- Stroke Rate Average
	+ Gap or time behind	++ One minute or more behind in split time
	F Finish	SPM Average strokes per minute
	STC Total strokes	

Official Timekeeping by OMEGA

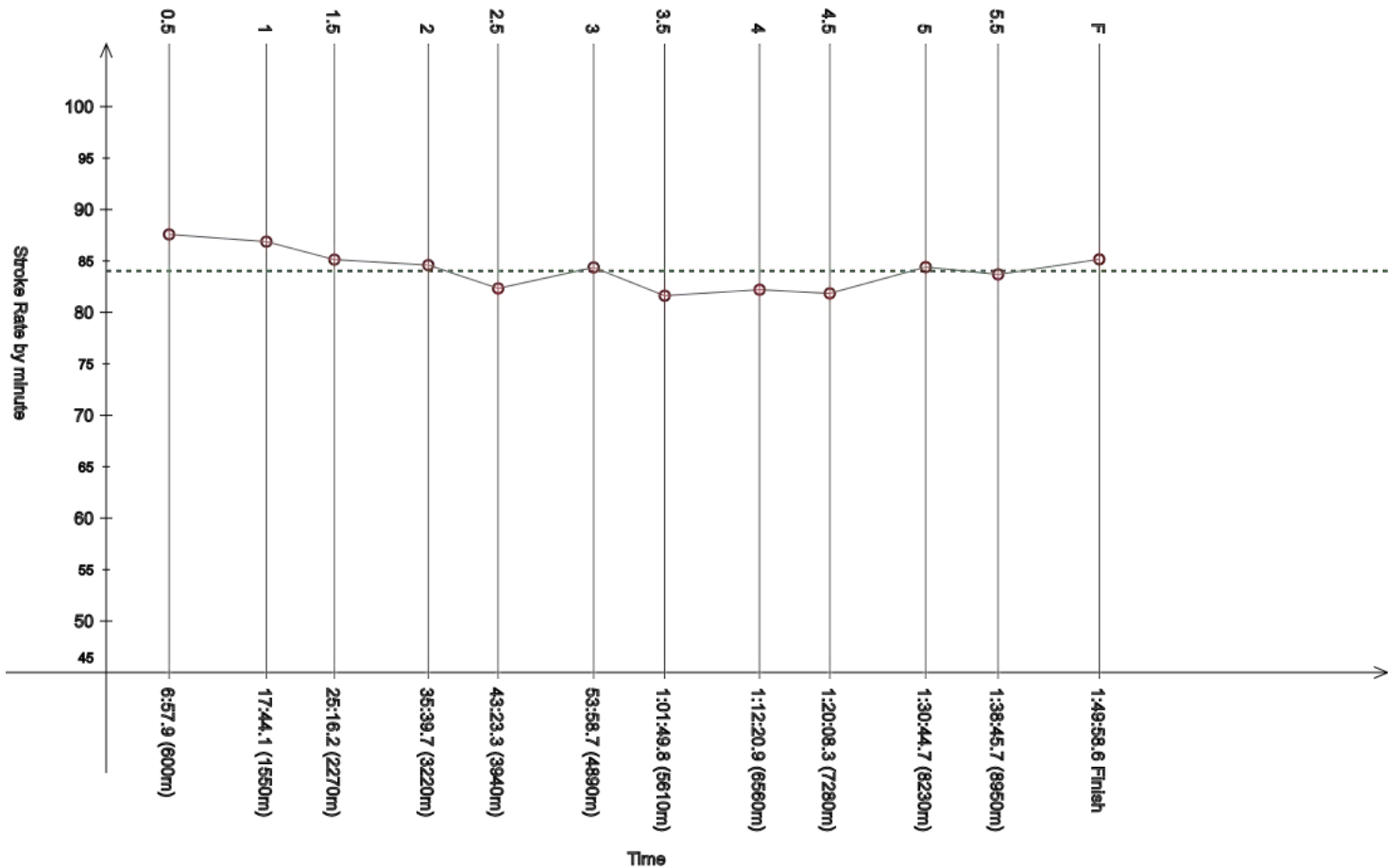
Event 102
4 FEB 2024 - 10:30

Men's 10km

Race Analysis

Rank	Bib	Name				NAT Code				Finish Time	Gap
27	15	ALBAYRAK Emir Batur				TUR				1:49:58.6	+1:37.4

Lap	Time	Rank	Gap	SPM	Lap	Time	Rank	Gap	SPM	Lap	Time	Rank	Gap	SPM	SPM	STC
0.5	6:57.9	(15)	+9.5	87.6	1	17:44.1	(45)	+19.7	86.9	1.5	25:16.2	(=41)	+18.6	85.1		
						10:46.2					7:32.1					
2	35:39.7	(28)	+15.4	84.6	2.5	43:23.3	(32)	+15.4	82.3	3	53:58.7	(33)	+15.6	84.4		
	10:23.5					7:43.6					10:35.4				84.0	9283
3.5	1:01:49.8	(27)	+19.2	81.6	4	1:12:20.9	(31)	+19.4	82.2	4.5	1:20:08.3	(29)	+21.5	81.9		
	7:51.1					10:31.1					7:47.4					
5	1:30:44.7	(27)	+35.6	84.4	5.5	1:38:45.7	(30)	+54.5	83.7	F	1:49:58.6	(27)	++	85.2		
	10:36.4					8:01.0					11:12.9					



Legend:	---	Stroke Rate Average	+	Gap or time behind
	++	One minute or more behind in split time	F	Finish
	SPM	Average strokes per minute	STC	Total strokes

Official Timekeeping by OMEGA

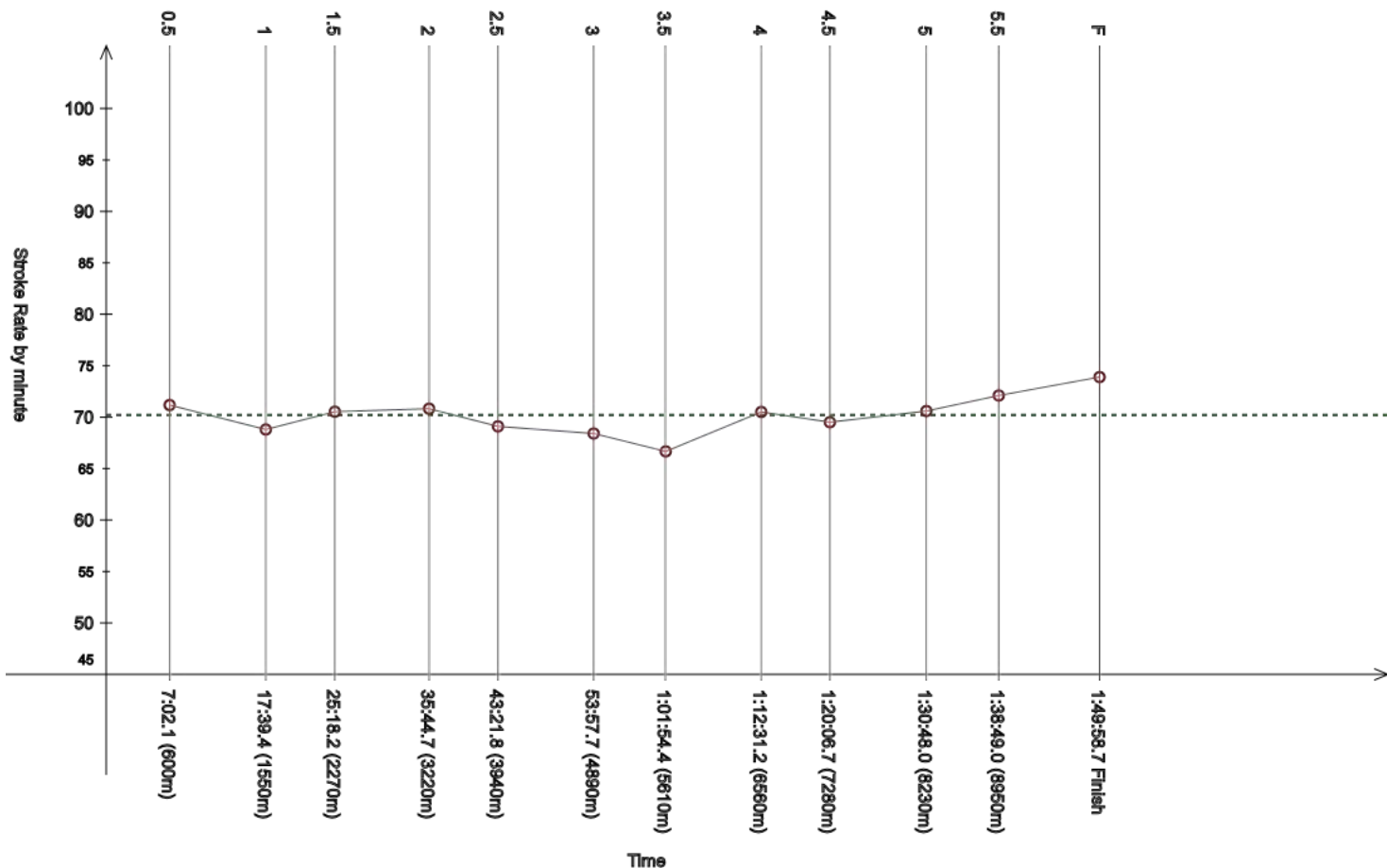
Event 102
4 FEB 2024 - 10:30

Men's 10km

Race Analysis

Rank	Bib	Name	NAT Code	Finish Time	Gap
28	11	CHO Cheng-Chi	TPE	1:49:58.7	+1:37.5

Lap	Time	Rank	Gap	SPM	Lap	Time	Rank	Gap	SPM	Lap	Time	Rank	Gap	SPM	SPM	STC
0.5	7:02.1	(28)	+13.7	71.2	1	17:39.4	(38)	+15.0	68.8	1.5	25:18.2	(=44)	+20.6	70.5		
						10:37.3					7:38.8					
2	35:44.7	(38)	+20.4	70.8	2.5	43:21.8	(=29)	+13.9	69.1	3	53:57.7	(30)	+14.6	68.4		
	10:26.5					7:37.1					10:35.9				70.2	7763
3.5	1:01:54.4	(=30)	+23.8	66.7	4	1:12:31.2	(33)	+29.7	70.5	4.5	1:20:06.7	(=24)	+19.9	69.5		
	7:56.7					10:36.8					7:35.5					
5	1:30:48.0	(30)	+38.9	70.6	5.5	1:38:49.0	(31)	+57.8	72.1	F	1:49:58.7	(28)	++	73.9		
	10:41.3					8:01.0					11:09.7					



Legend:	
---	Stroke Rate Average
++	One minute or more behind in split time
SPM	Average strokes per minute
+	Gap or time behind
F	Finish
STC	Total strokes

Official Timekeeping by OMEGA

Event 102

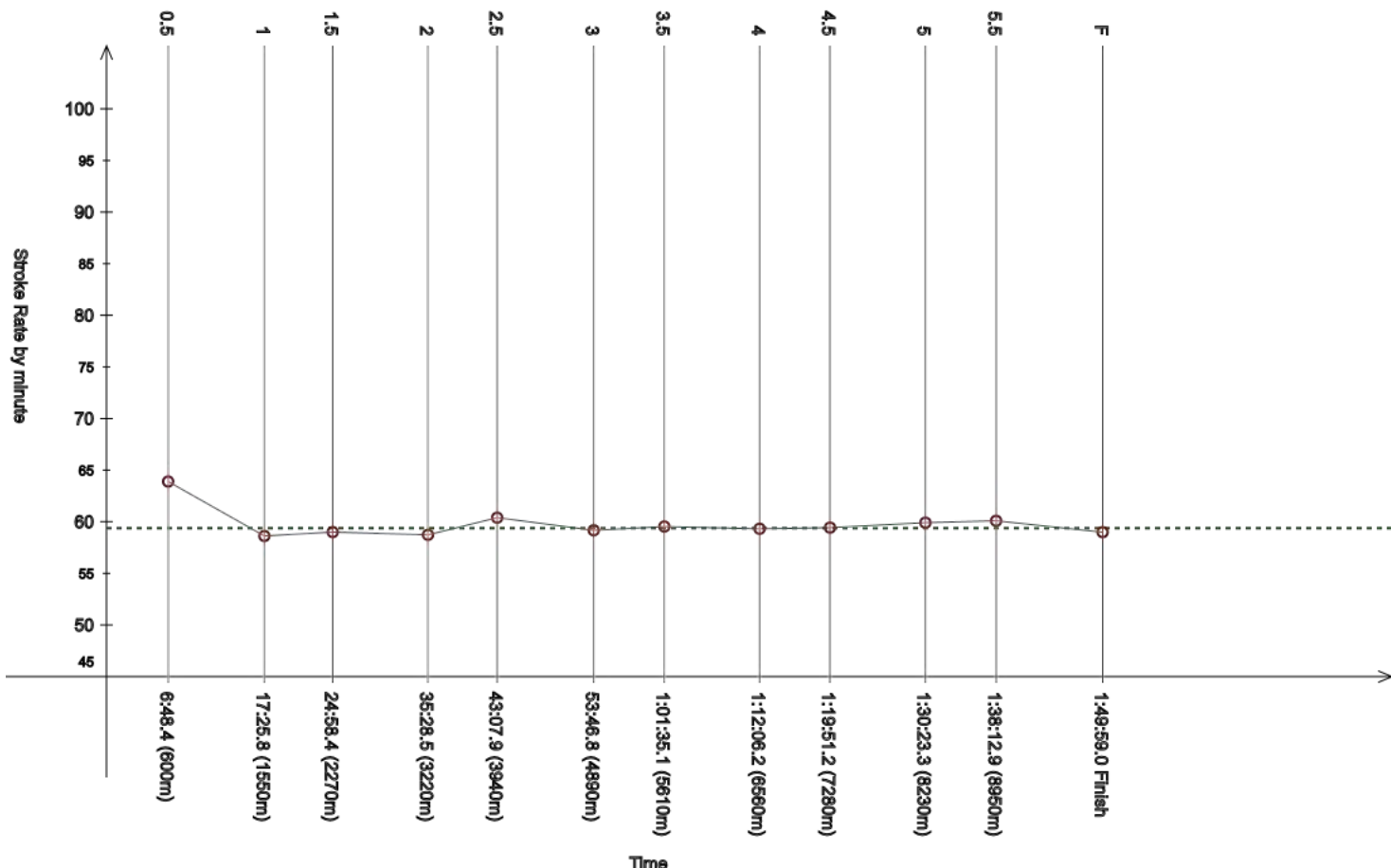
Men's 10km

4 FEB 2024 - 10:30

Race Analysis

Rank	Bib	Name	NAT Code	Finish Time	Gap
29	69	WELLBROCK Florian	GER	1:49:59.0	+1:37.8

Lap	Time	Rank	Gap	SPM	Lap	Time	Rank	Gap	SPM	Lap	Time	Rank	Gap	SPM	SPM	STC
0.5	6:48.4	(1)		63.9	1	17:25.8	(2)	+1.4	58.6	1.5	24:58.4	(2)	+0.8	59.0		
						10:37.4					7:32.6					
2	35:28.5	(5)	+4.2	58.7	2.5	43:07.9	(1)		60.4	3	53:46.8	(6)	+3.7	59.2		
	10:30.1					7:39.4					10:38.9				59.4	6539
3.5	1:01:35.1	(4)	+4.5	59.5	4	1:12:06.2	(5)	+4.7	59.3	4.5	1:19:51.2	(4)	+4.4	59.4		
	7:48.3					10:31.1					7:45.0					
5	1:30:23.3	(17)	+14.2	59.9	5.5	1:38:12.9	(20)	+21.7	60.1	F	1:49:59.0	(29)	++	59.0		
	10:32.1					7:49.6					11:46.1					



Legend:			
---	Stroke Rate Average	+	Gap or time behind
++	One minute or more behind in split time	F	Finish
SPM	Average strokes per minute	STC	Total strokes

Official Timekeeping by OMEGA

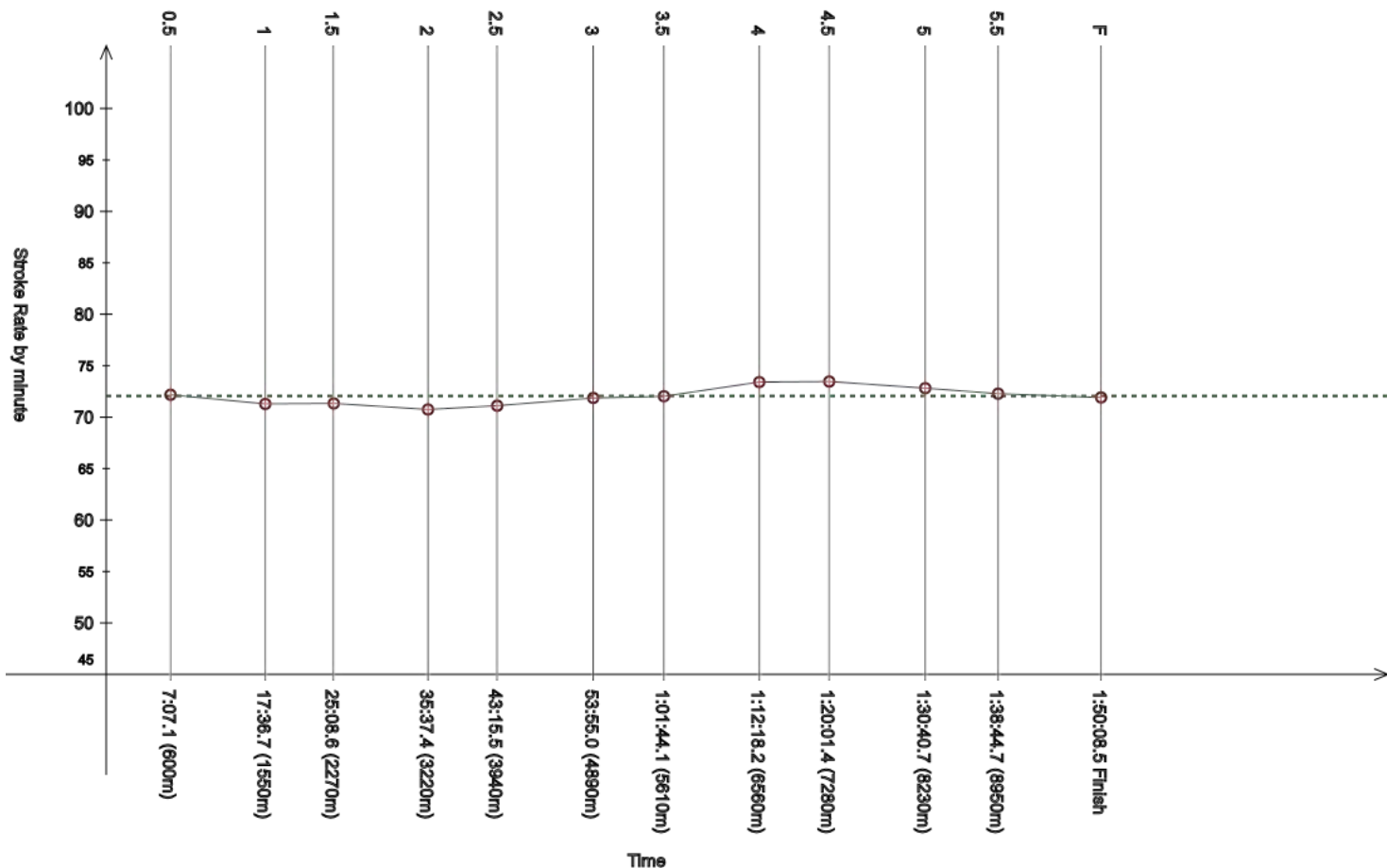
Event 102
4 FEB 2024 - 10:30

Men's 10km

Race Analysis

Rank	Bib	Name	NAT Code			Finish Time			Gap		
30	47	ALBA Lucas Ezequiel	ARG			1:50:08.5			+1:47.3		

Lap	Time	Rank	Gap	SPM	Lap	Time	Rank	Gap	SPM	Lap	Time	Rank	Gap	SPM	SPM	STC
0.5	7:07.1	(43)	+18.7	72.2	1	17:36.7	(=29)	+12.3	71.3	1.5	25:08.6	(18)	+11.0	71.3		
						10:29.6					7:31.9					
2	35:37.4	(24)	+13.1	70.7	2.5	43:15.5	(14)	+7.6	71.1	3	53:55.0	(24)	+11.9	71.9		
	10:28.8					7:38.1					10:39.5				72.1	7971
3.5	1:01:44.1	(21)	+13.5	72.0	4	1:12:18.2	(28)	+16.7	73.4	4.5	1:20:01.4	(17)	+14.6	73.5		
	7:49.1					10:34.1					7:43.2					
5	1:30:40.7	(23)	+31.6	72.8	5.5	1:38:44.7	(28)	+53.5	72.3	F	1:50:08.5	(30)	++	71.9		
	10:39.3					8:04.0					11:23.8					



Legend:	---	Stroke Rate Average	+	Gap or time behind
	++	One minute or more behind in split time	F	Finish
	SPM	Average strokes per minute	STC	Total strokes

Official Timekeeping by OMEGA

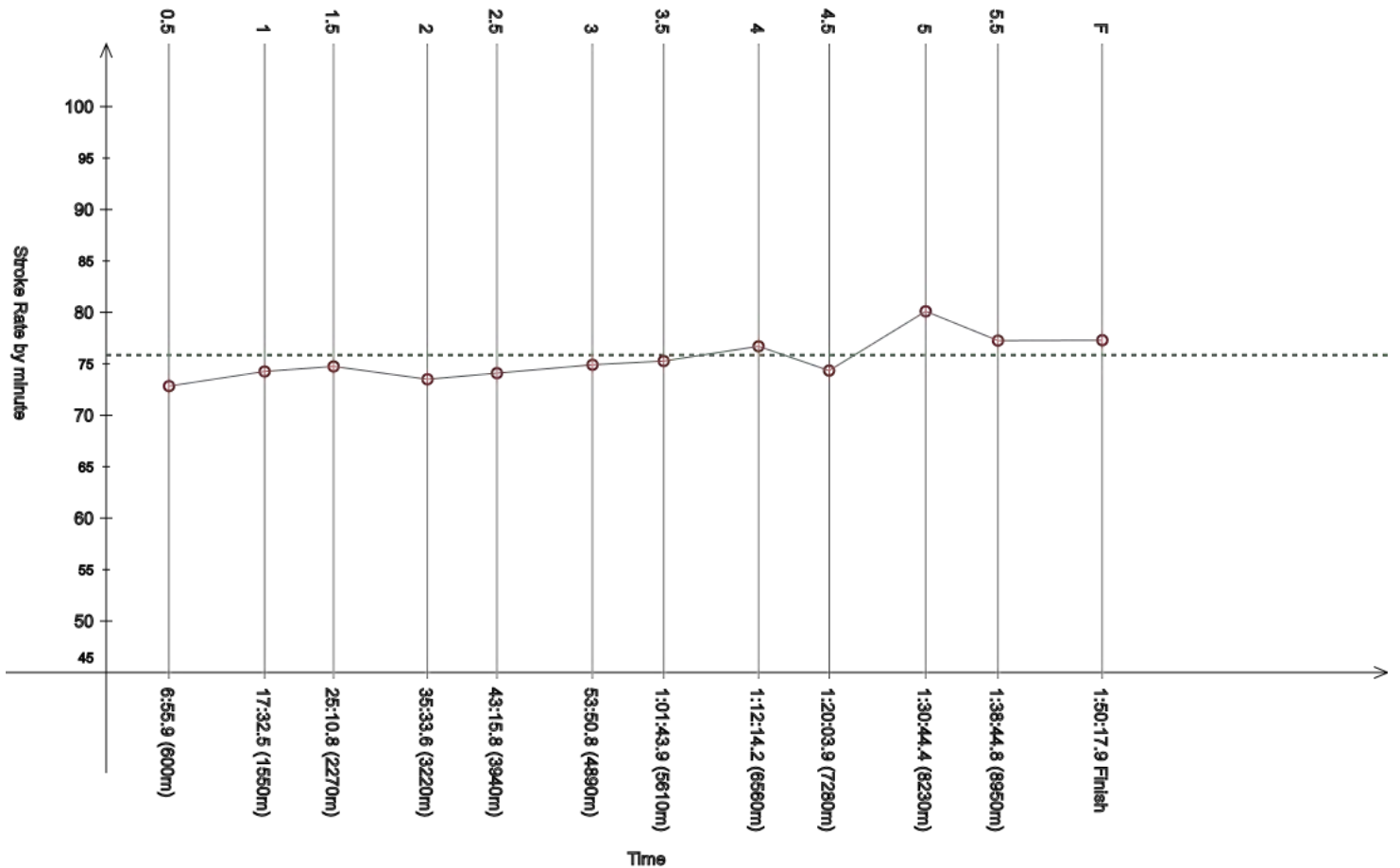
Event 102
4 FEB 2024 - 10:30

Men's 10km

Race Analysis

Rank	Bib	Name	NAT Code	Finish Time	Gap
31	55	HEDLIN Eric	CAN	1:50:17.9	+1:56.7

Lap	Time	Rank	Gap	SPM	Lap	Time	Rank	Gap	SPM	Lap	Time	Rank	Gap	SPM	SPM	STC
0.5	6:55.9	(=8)	+7.5	72.8	1	17:32.5	(16)	+8.1	74.3	1.5	25:10.8	(22)	+13.2	74.8		
						10:36.6					7:38.3					
2	35:33.6	(12)	+9.3	73.5	2.5	43:15.8	(17)	+7.9	74.1	3	53:50.8	(16)	+7.7	74.9		
						7:42.2					10:35.0				75.8	8418
3.5	1:01:43.9	(20)	+13.3	75.3	4	1:12:14.2	(18)	+12.7	76.7	4.5	1:20:03.9	(20)	+17.1	74.3		
						10:30.3					7:49.7					
5	1:30:44.4	(25)	+35.3	80.1	5.5	1:38:44.8	(29)	+53.6	77.3	F	1:50:17.9	(31)	++	77.3		
						8:00.4					11:33.1					



Legend:	---	Stroke Rate Average	+	Gap or time behind
	++	One minute or more behind in split time	F	Finish
	SPM	Average strokes per minute	STC	Total strokes

Official Timekeeping by OMEGA

Event 102

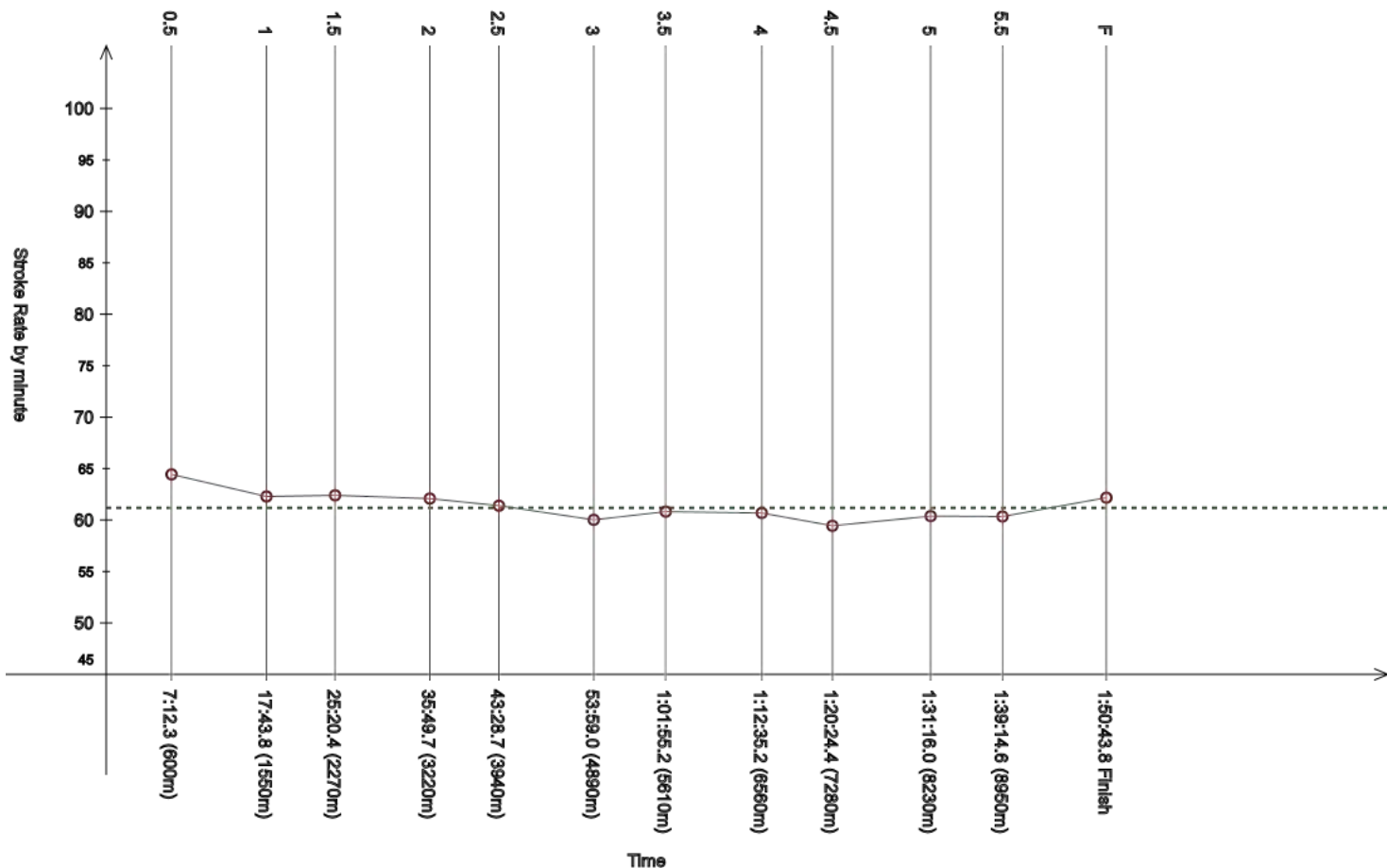
Men's 10km

4 FEB 2024 - 10:30

Race Analysis

Rank	Bib	Name	NAT Code	Finish Time	Gap
32	25	MORALES Juan Manuel	COL	1:50:43.8	+2:22.6

Lap	Time	Rank	Gap	SPM	Lap	Time	Rank	Gap	SPM	Lap	Time	Rank	Gap	SPM	SPM	STC
0.5	7:12.3	(57)	+23.9	64.4	1	17:43.8	(44)	+19.4	62.3	1.5	25:20.4	(49)	+22.8	62.4		
						10:31.5					7:36.6					
2	35:49.7	(44)	+25.4	62.1	2.5	43:28.7	(42)	+20.8	61.4	3	53:59.0	(35)	+15.9	60.0		
						10:29.3					10:30.3				61.2	6819
3.5	1:01:55.2	(35)	+24.6	60.8	4	1:12:35.2	(37)	+33.7	60.7	4.5	1:20:24.4	(35)	+37.6	59.4		
						7:56.2					7:49.2					
5	1:31:16.0	(34)	++	60.4	5.5	1:39:14.6	(32)	++	60.3	F	1:50:43.8	(32)	++	62.2		
						10:51.6					11:29.2					



Legend:			
---	Stroke Rate Average	+	Gap or time behind
++	One minute or more behind in split time	F	Finish
SPM	Average strokes per minute	STC	Total strokes

Official Timekeeping by OMEGA

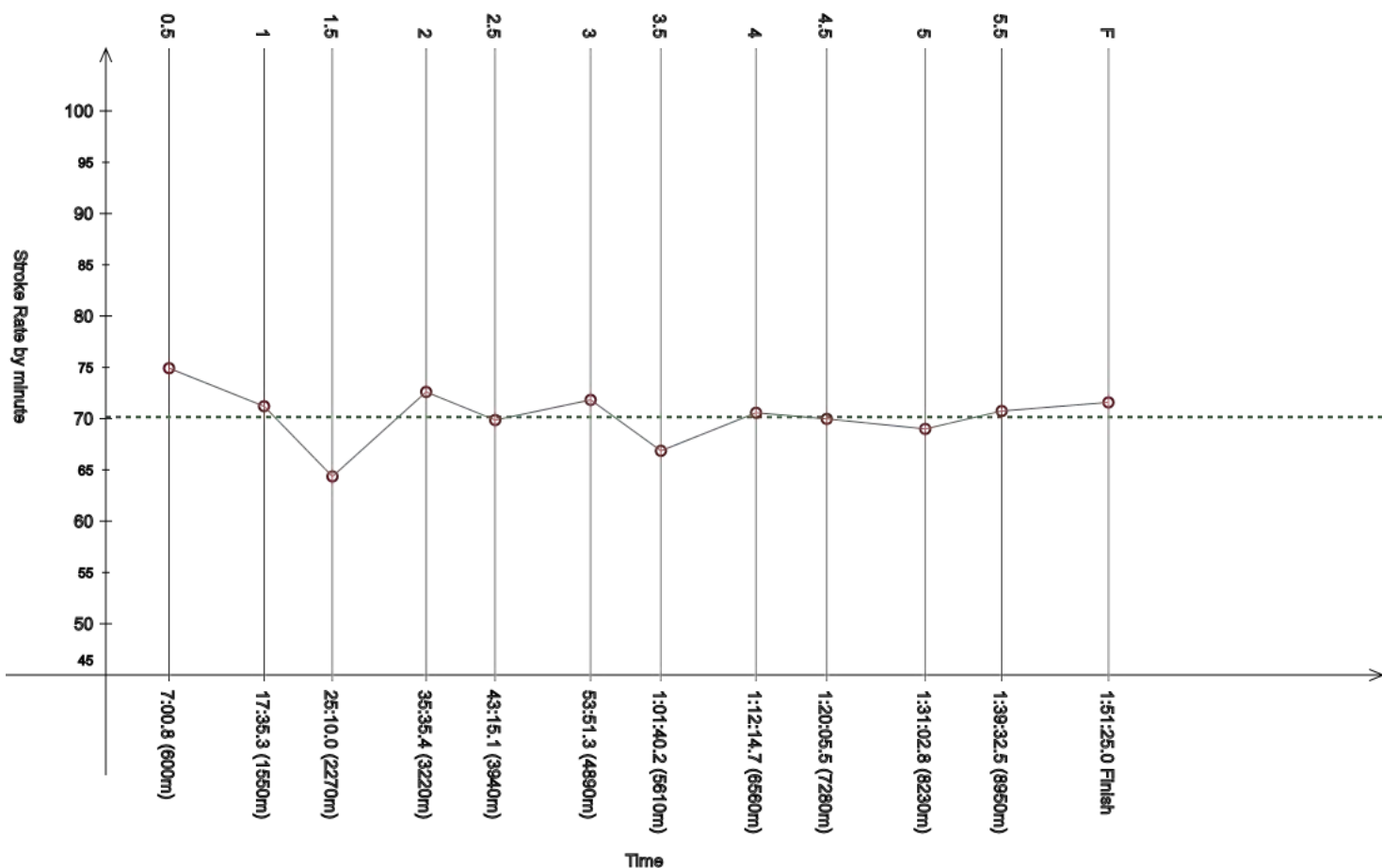
Event 102
4 FEB 2024 - 10:30

Men's 10km

Race Analysis

Rank	Bib	Name	NAT Code	Finish Time	Gap
33	79	VANHUYS Logan	BEL	1:51:25.0	+3:03.8

Lap	Time	Rank	Gap	SPM	Lap	Time	Rank	Gap	SPM	Lap	Time	Rank	Gap	SPM	SPM	STC
0.5	7:00.8	(20)	+12.4	74.9	1	17:35.3	(=22)	+10.9	71.2	1.5	25:10.0	(20)	+12.4	64.4		
						10:34.5					7:34.7					
2	35:35.4	(17)	+11.1	72.6	2.5	43:15.1	(12)	+7.2	69.9	3	53:51.3	(18)	+8.2	71.8		
	10:25.4					7:39.7					10:36.2				70.2	7845
3.5	1:01:40.2	(11)	+9.6	66.9	4	1:12:14.7	(19)	+13.2	70.6	4.5	1:20:05.5	(22)	+18.7	70.0		
	7:48.9					10:34.5					7:50.8					
5	1:31:02.8	(32)	+53.7	69.0	5.5	1:39:32.5	(33)	++	70.7	F	1:51:25.0	(33)	++	71.6		
	10:57.3					8:29.7					11:52.5					



Legend:	---	Stroke Rate Average	+	Gap or time behind
	++	One minute or more behind in split time	F	Finish
	SPM	Average strokes per minute	STC	Total strokes

Official Timekeeping by OMEGA

Event 102

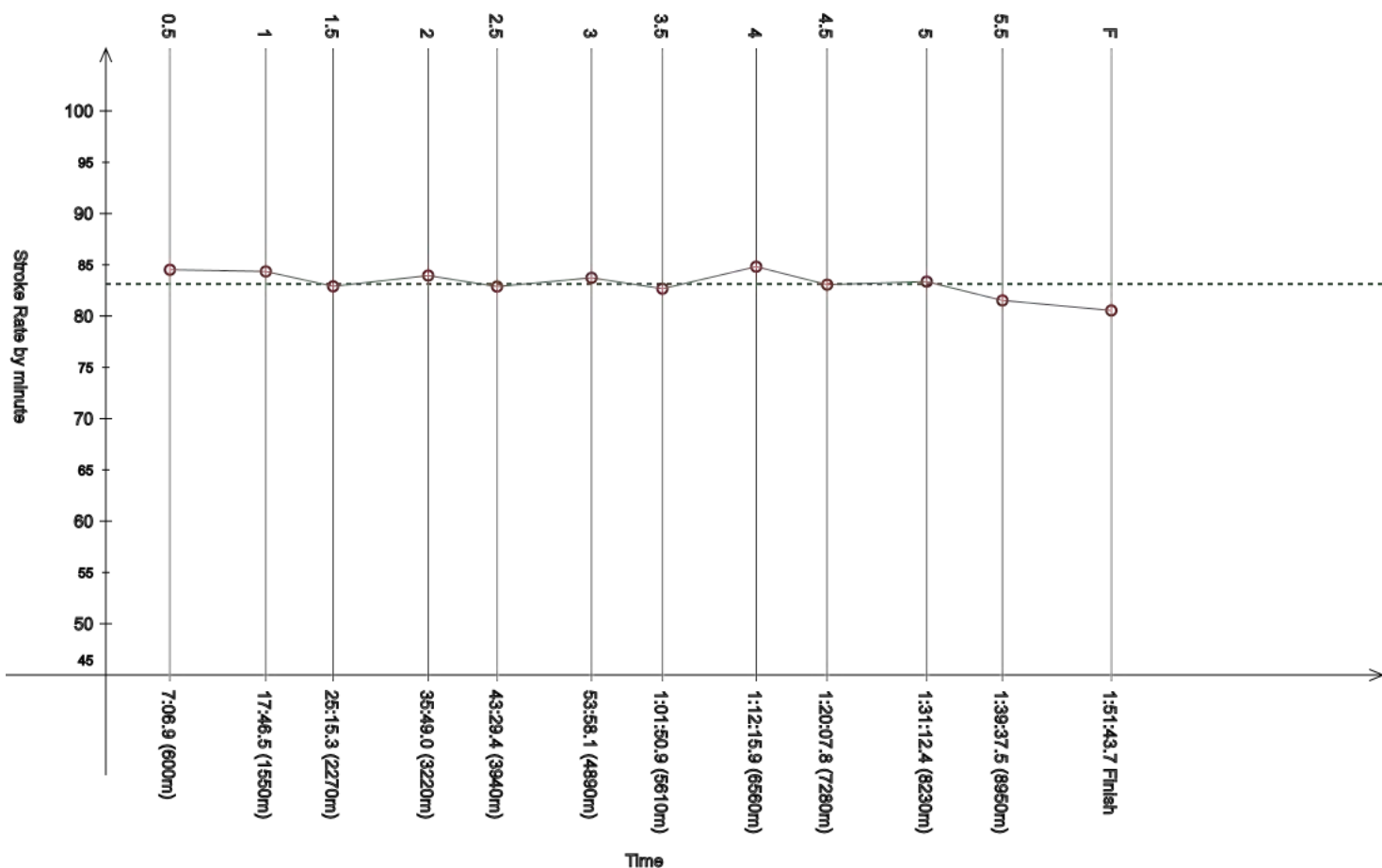
Men's 10km

4 FEB 2024 - 10:30

Race Analysis

Rank	Bib	Name	NAT Code	Finish Time	Gap
34	9	FIGUEIRINHA Henrique	BRA	1:51:43.7	+3:22.5

Lap	Time	Rank	Gap	SPM	Lap	Time	Rank	Gap	SPM	Lap	Time	Rank	Gap	SPM	SPM	STC
0.5	7:06.9	(42)	+18.5	84.5	1	17:46.5	(=52)	+22.1	84.4	1.5	25:15.3	(37)	+17.7	82.9		
						10:39.6					7:28.8					
2	35:49.0	(42)	+24.7	84.0	2.5	43:29.4	(43)	+21.5	82.9	3	53:58.1	(31)	+15.0	83.7		
						7:40.4					10:28.7				83.1	9439
3.5	1:01:50.9	(29)	+20.3	82.7	4	1:12:15.9	(=21)	+14.4	84.8	4.5	1:20:07.8	(28)	+21.0	83.1		
						10:25.0					7:51.9					
5	1:31:12.4	(33)	++	83.4	5.5	1:39:37.5	(34)	++	81.5	F	1:51:43.7	(34)	++	80.6		
						8:25.1					12:06.2					



Legend:	---	Stroke Rate Average	+	Gap or time behind
	++	One minute or more behind in split time	F	Finish
	SPM	Average strokes per minute	STC	Total strokes

Official Timekeeping by OMEGA



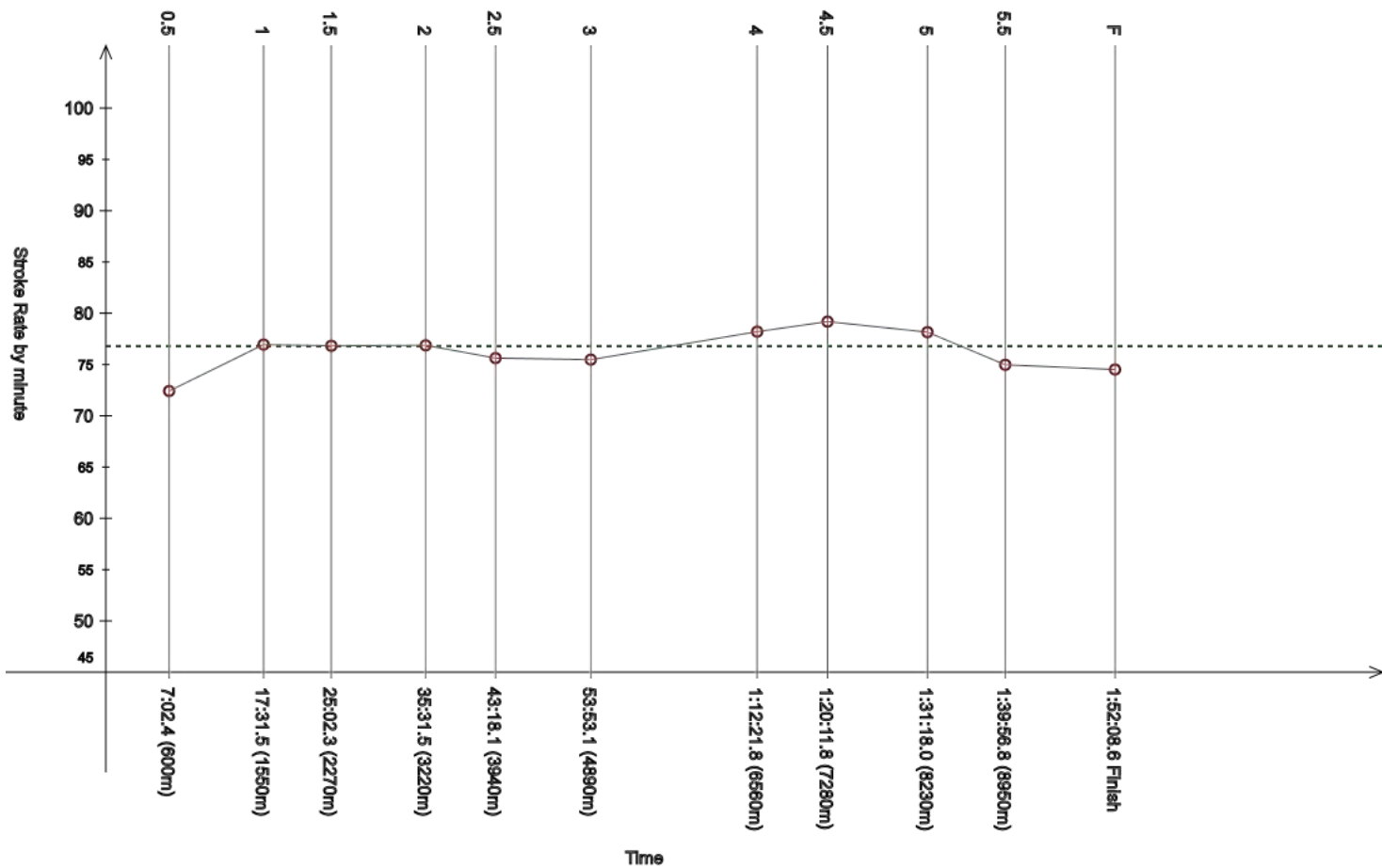
Event 102
4 FEB 2024 - 10:30

Men's 10km

Race Analysis

Rank	Bib	Name	NAT Code	Finish Time	Gap
35	23	CASSINI Franco Ivo	ARG	1:52:08.6	+3:47.4

Lap	Time	Rank	Gap	SPM	Lap	Time	Rank	Gap	SPM	Lap	Time	Rank	Gap	SPM	SPM	STC
0.5	7:02.4	(30)	+14.0	72.4	1	17:31.5	(14)	+7.1	76.9	1.5	25:02.3	(5)	+4.7	76.8		
						10:29.1					7:30.8					
2	35:31.5	(=7)	+7.2	76.9	2.5	43:18.1	(22)	+10.2	75.6	3	53:53.1	(20)	+10.0	75.5		
						7:46.6					10:35.0				76.8	8638
3.5	-	-	-	-	4	1:12:21.8	(32)	+20.3	78.2	4.5	1:20:11.8	(33)	+25.0	79.2		
						-					7:50.0					
5	1:31:18.0	(35)	++	78.2	5.5	1:39:56.8	(35)	++	75.0	F	1:52:08.6	(35)	++	74.5		
						8:38.8					12:11.8					



Legend:	- Information not available	---- Stroke Rate Average
	+ Gap or time behind	++ One minute or more behind in split time
	F Finish	SPM Average strokes per minute
	STC Total strokes	

Official Timekeeping by OMEGA

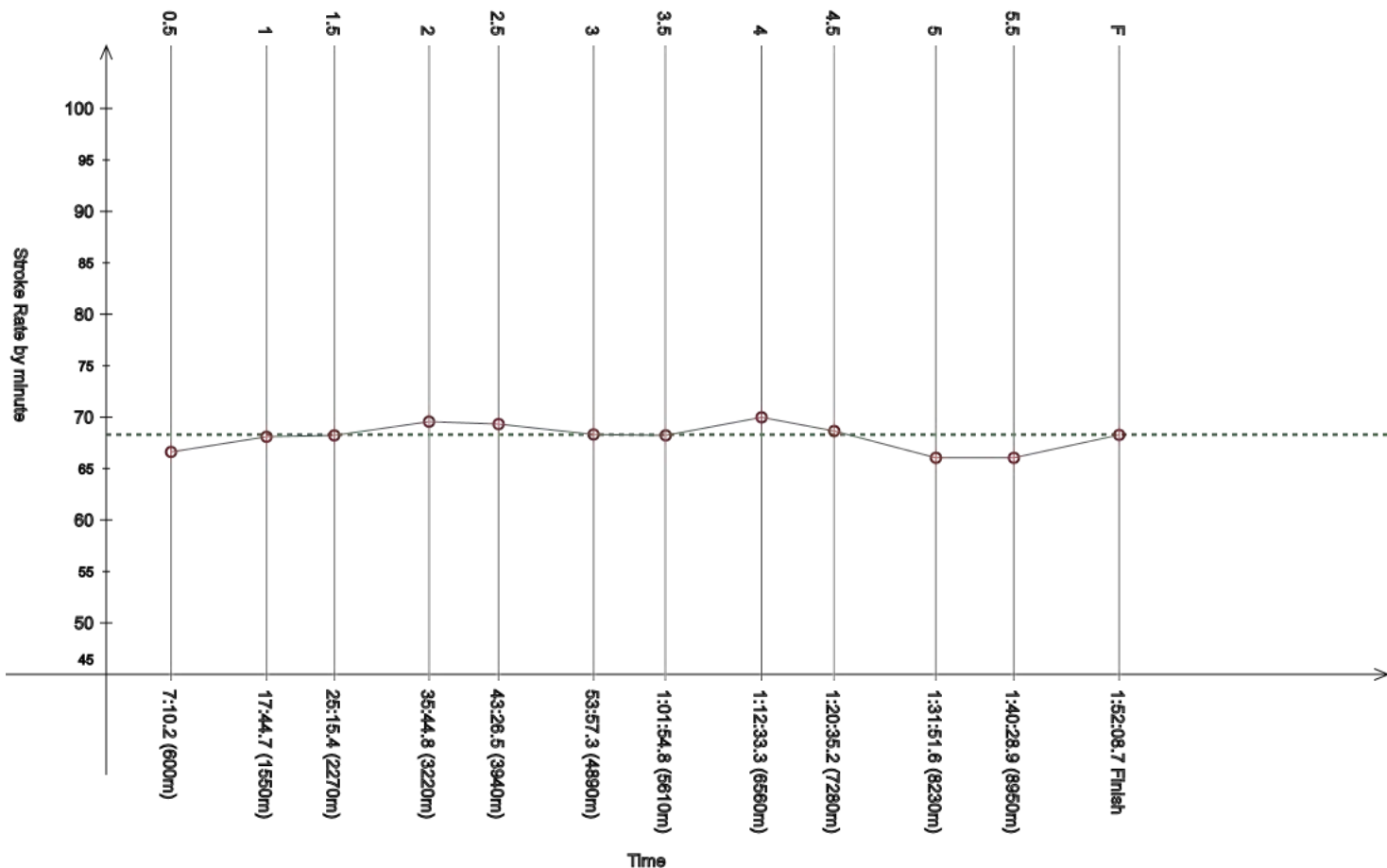
Event 102
4 FEB 2024 - 10:30

Men's 10km

Race Analysis

Rank	Bib	Name	NAT Code	Finish Time	Gap
36	21	FAN Hau-Li	CAN	1:52:08.7	+3:47.5

Lap	Time	Rank	Gap	SPM	Lap	Time	Rank	Gap	SPM	Lap	Time	Rank	Gap	SPM	SPM	STC
0.5	7:10.2	(=53)	+21.8	66.6	1	17:44.7	(47)	+20.3	68.1	1.5	25:15.4	(38)	+17.8	68.2		
						10:34.5					7:30.7					
2	35:44.8	(39)	+20.5	69.6	2.5	43:26.5	(36)	+18.6	69.3	3	53:57.3	(=28)	+14.2	68.3		
						7:41.7					10:30.8				68.3	7730
3.5	1:01:54.8	(32)	+24.2	68.2	4	1:12:33.3	(35)	+31.8	70.0	4.5	1:20:35.2	(36)	+48.4	68.7		
						10:38.5					8:01.9					
5	1:31:51.6	(38)	++	66.1	5.5	1:40:28.9	(37)	++	66.1	F	1:52:08.7	(36)	++	68.3		
						8:37.3					11:39.8					



Legend:	---	Stroke Rate Average	+	Gap or time behind
	++	One minute or more behind in split time	F	Finish
	SPM	Average strokes per minute	STC	Total strokes

Official Timekeeping by OMEGA

Event 102

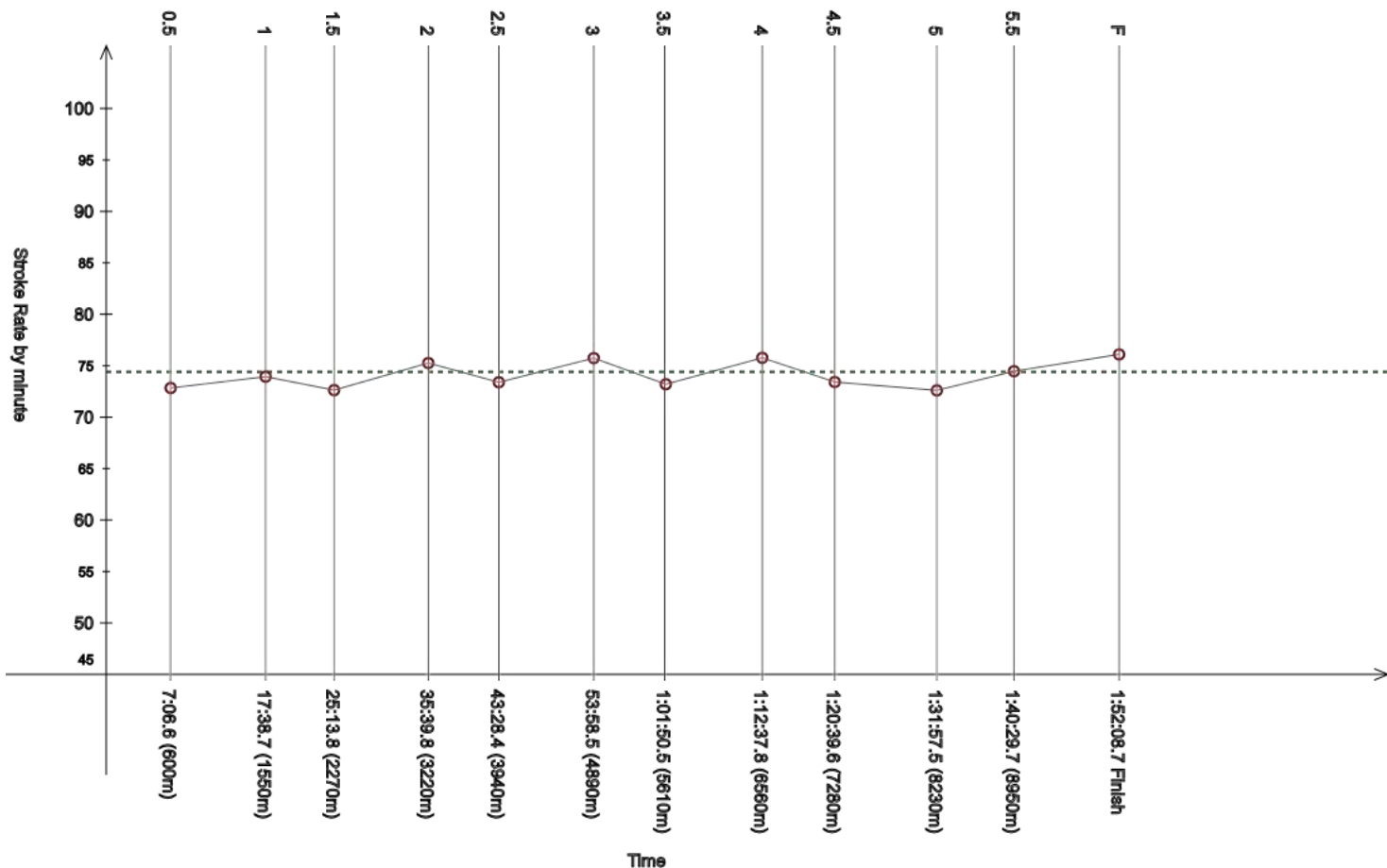
Men's 10km

4 FEB 2024 - 10:30

Race Analysis

Rank	Bib	Name	NAT Code	Finish Time	Gap
37	52	GAL Ido	ISR	1:52:08.7	+3:47.5

Lap	Time	Rank	Gap	SPM	Lap	Time	Rank	Gap	SPM	Lap	Time	Rank	Gap	SPM	SPM	STC
0.5	7:06.6	(41)	+18.2	72.8	1	17:38.7	(35)	+14.3	73.9	1.5	25:13.8	(=31)	+16.2	72.6		
						10:32.1					7:35.1					
2	35:39.8	(29)	+15.5	75.3	2.5	43:28.4	(=39)	+20.5	73.4	3	53:58.5	(32)	+15.4	75.7		
						10:26.0					10:30.1				74.4	8330
3.5	1:01:50.5	(28)	+19.9	73.2	4	1:12:37.8	(38)	+36.3	75.8	4.5	1:20:39.6	(37)	+52.8	73.4		
						10:47.3					8:01.8					
5	1:31:57.5	(41)	++	72.6	5.5	1:40:29.7	(38)	++	74.5	F	1:52:08.7	(37)	++	76.1		
						8:32.2					11:39.0					



Legend:			
---	Stroke Rate Average	+	Gap or time behind
++	One minute or more behind in split time	F	Finish
SPM	Average strokes per minute	STC	Total strokes

Official Timekeeping by OMEGA

Event 102

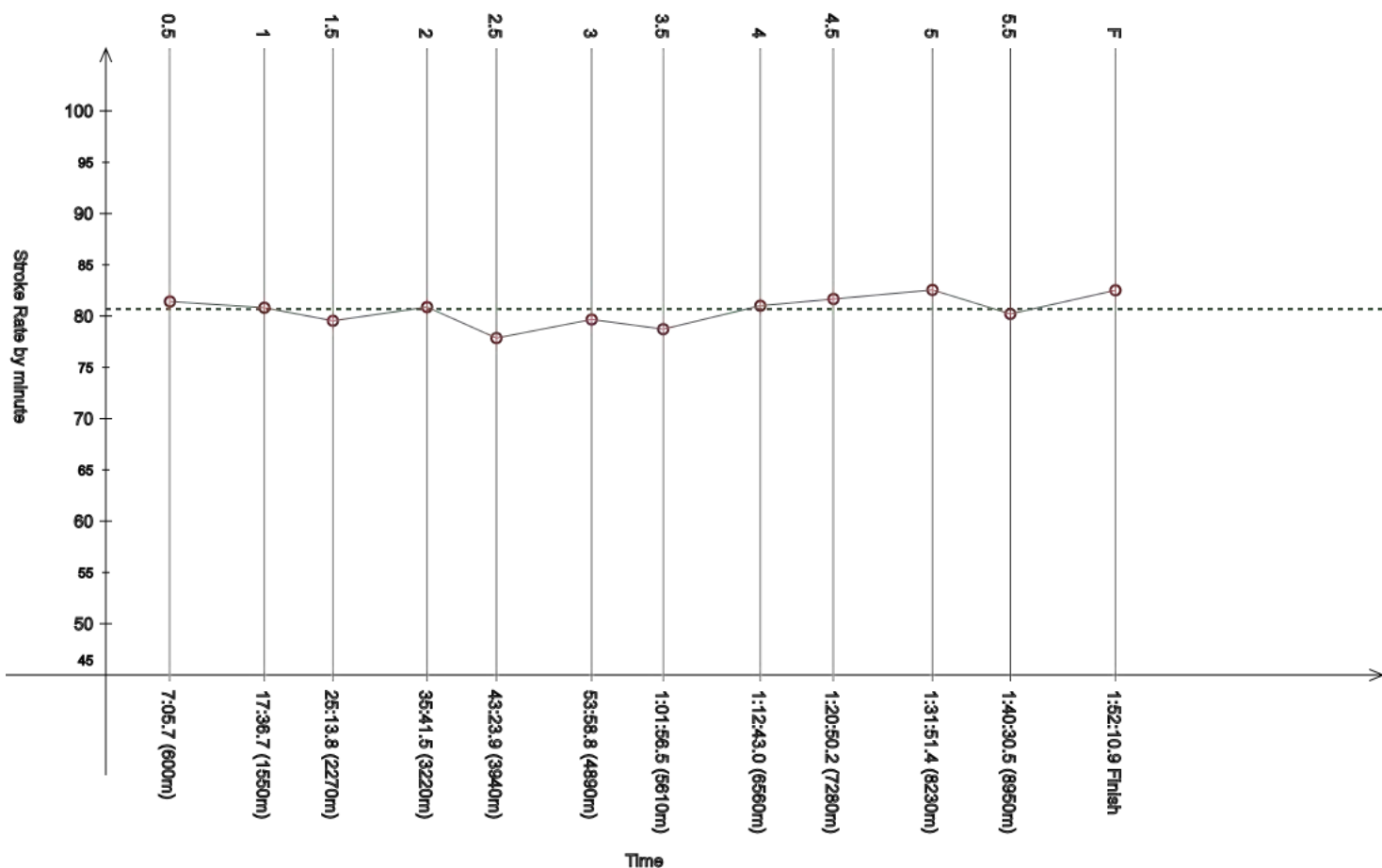
Men's 10km

4 FEB 2024 - 10:30

Race Analysis

Rank	Bib	Name	NAT Code	Finish Time	Gap
38	7	FARIAS Pedro	BRA	1:52:10.9	+3:49.7

Lap	Time	Rank	Gap	SPM	Lap	Time	Rank	Gap	SPM	Lap	Time	Rank	Gap	SPM	SPM	STC
0.5	7:05.7	(37)	+17.3	81.4	1	17:36.7	(=29)	+12.3	80.8	1.5	25:13.8	(=31)	+16.2	79.5		
						10:31.0					7:37.1					
2	35:41.5	(34)	+17.2	80.9	2.5	43:23.9	(33)	+16.0	77.9	3	53:58.8	(34)	+15.7	79.7		
						7:42.4					10:34.9				80.7	9043
3.5	1:01:56.5	(37)	+25.9	78.7	4	1:12:43.0	(42)	+41.5	81.0	4.5	1:20:50.2	(40)	++	81.7		
						10:46.5					8:07.2					
5	1:31:51.4	(37)	++	82.6	5.5	1:40:30.5	(39)	++	80.2	F	1:52:10.9	(38)	++	82.5		
						8:39.1					11:40.4					



Legend:	---	Stroke Rate Average	+	Gap or time behind
	++	One minute or more behind in split time	F	Finish
	SPM	Average strokes per minute	STC	Total strokes

Official Timekeeping by OMEGA



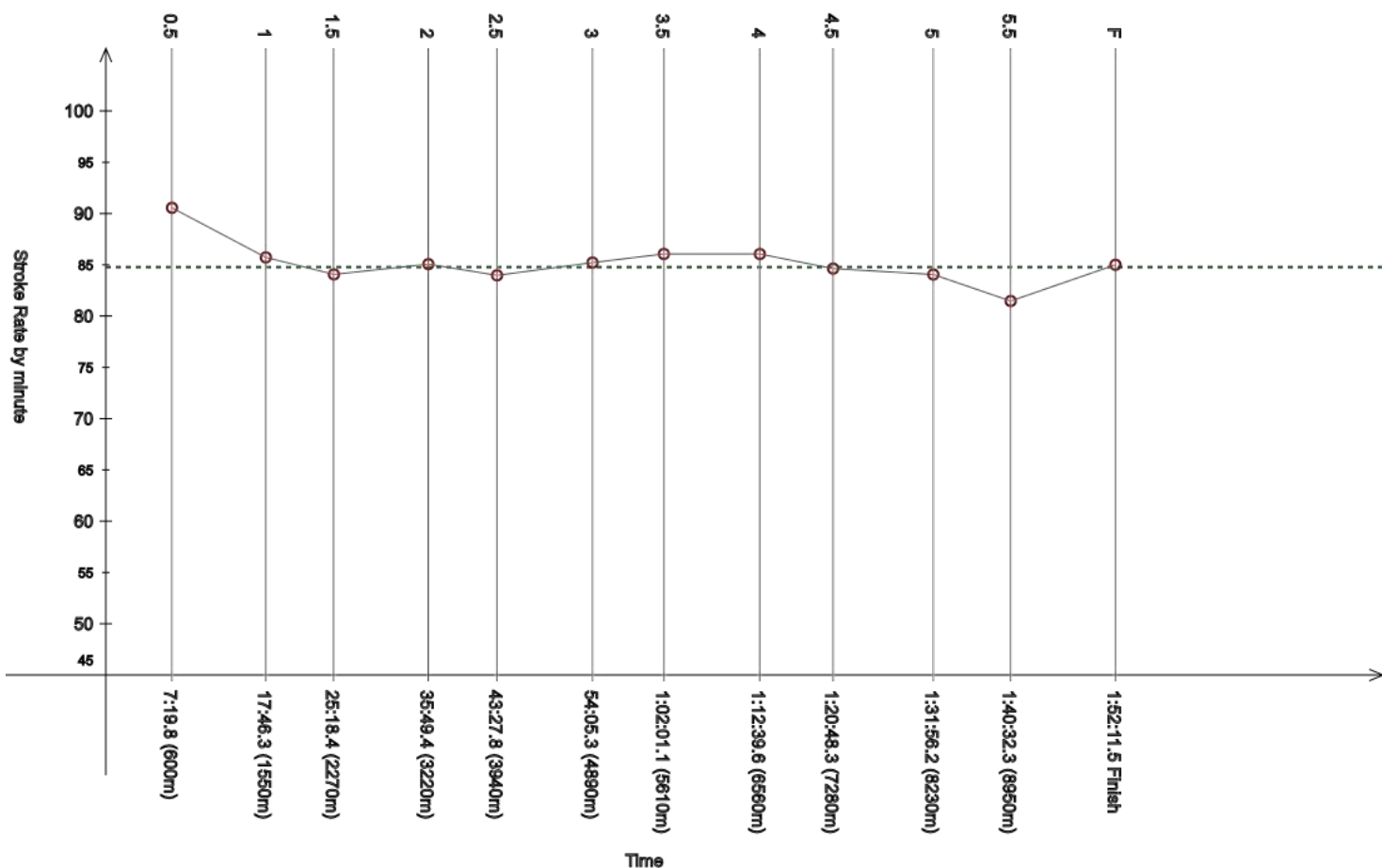
Event 102
4 FEB 2024 - 10:30

Men's 10km

Race Analysis

Rank	Bib	Name	NAT Code	Finish Time	Gap
39	57	THORLEY William Yan	HKG	1:52:11.5	+3:50.3

Lap	Time	Rank	Gap	SPM	Lap	Time	Rank	Gap	SPM	Lap	Time	Rank	Gap	SPM	SPM	STC
0.5	7:19.8	(=66)	+31.4	90.6	1	17:46.3	(51)	+21.9	85.7	1.5	25:18.4	(46)	+20.8	84.1		
						10:26.5					7:32.1					
2	35:49.4	(43)	+25.1	85.1	2.5	43:27.8	(38)	+19.9	84.0	3	54:05.3	(40)	+22.2	85.2		
	10:31.0					7:38.4					10:37.5				84.8	9558
3.5	1:02:01.1	(40)	+30.5	86.1	4	1:12:39.6	(39)	+38.1	86.1	4.5	1:20:48.3	(39)	++	84.6		
	7:55.8					10:38.5					8:08.7					
5	1:31:56.2	(39)	++	84.1	5.5	1:40:32.3	(40)	++	81.5	F	1:52:11.5	(39)	++	85.0		
	11:07.9					8:36.1					11:39.2					



Legend:	---	Stroke Rate Average	+	Gap or time behind
	++	One minute or more behind in split time	F	Finish
	SPM	Average strokes per minute	STC	Total strokes

Official Timekeeping by OMEGA

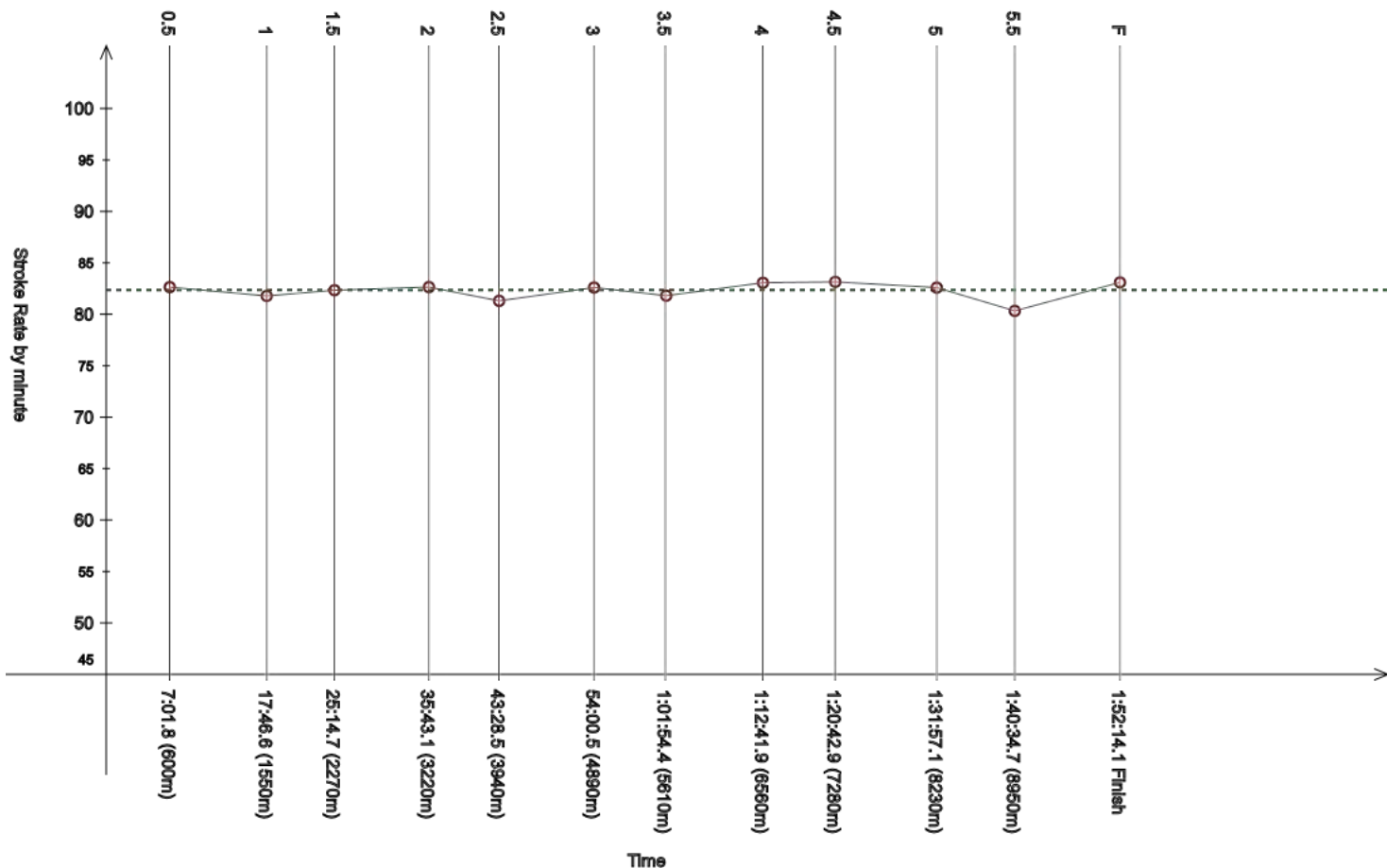
Event 102
4 FEB 2024 - 10:30

Men's 10km

Race Analysis

Rank	Bib	Name				NAT Code				Finish Time	Gap
40	63	SEGOVIA Johndry				VEN				1:52:14.1	+3:52.9

Lap	Time	Rank	Gap	SPM	Lap	Time	Rank	Gap	SPM	Lap	Time	Rank	Gap	SPM	SPM	STC
0.5	7:01.8	(=25)	+13.4	82.6	1	17:46.6	(54)	+22.2	81.8	1.5	25:14.7	(=35)	+17.1	82.3		
						10:44.8					7:28.1					
2	35:43.1	(37)	+18.8	82.6	2.5	43:28.5	(41)	+20.6	81.3	3	54:00.5	(39)	+17.4	82.6		
	10:28.4					7:45.4					10:32.0				82.4	9259
3.5	1:01:54.4	(=30)	+23.8	81.8	4	1:12:41.9	(41)	+40.4	83.1	4.5	1:20:42.9	(38)	+56.1	83.2		
	7:53.9					10:47.5					8:01.0					
5	1:31:57.1	(40)	++	82.6	5.5	1:40:34.7	(41)	++	80.3	F	1:52:14.1	(40)	++	83.1		
	11:14.2					8:37.6					11:39.4					



Legend:	---	Stroke Rate Average	+	Gap or time behind
	++	One minute or more behind in split time	F	Finish
	SPM	Average strokes per minute	STC	Total strokes

Official Timekeeping by OMEGA

Event 102

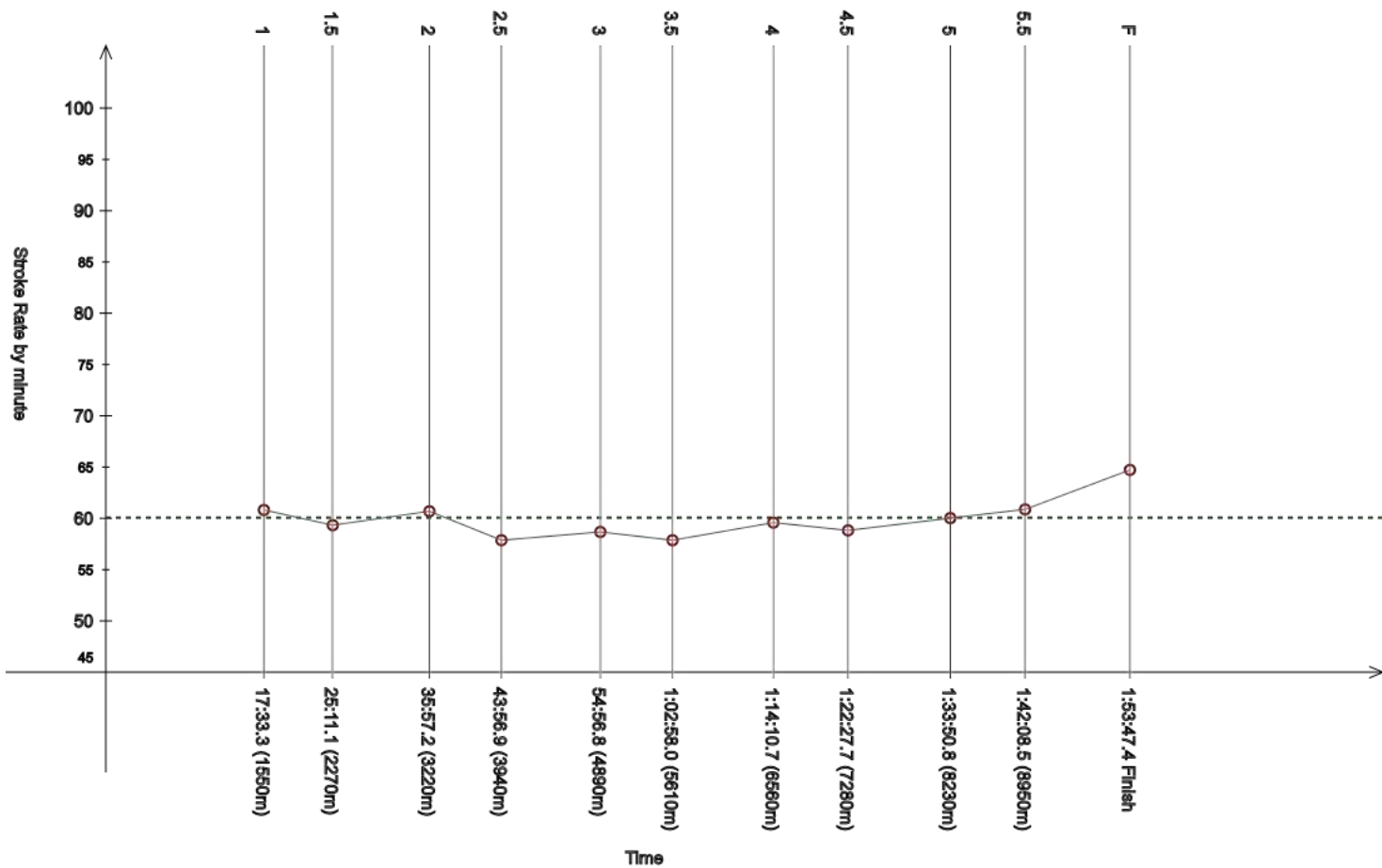
Men's 10km

4 FEB 2024 - 10:30

Race Analysis

Rank	Bib	Name	NAT Code	Finish Time	Gap
41	36	KAPALA Bartosz	POL	1:53:47.4	+5:26.2

Lap	Time	Rank	Gap	SPM	Lap	Time	Rank	Gap	SPM	Lap	Time	Rank	Gap	SPM	SPM	STC
0.5	-	-	-	-	1	17:33.3	(19)	+8.9	60.8	1.5	25:11.1	(24)	+13.5	59.3		
											7:37.8					
2	35:57.2	(51)	+32.9	60.7	2.5	43:56.9	(60)	+49.0	57.9	3	54:56.8	(62)	++	58.7		
	10:46.1					7:59.7					10:59.9				60.1	6962
3.5	1:02:58.0	(49)	++	57.9	4	1:14:10.7	(48)	++	59.6	4.5	1:22:27.7	(46)	++	58.8		
	8:01.2					11:12.7					8:17.0					
5	1:33:50.8	(45)	++	60.0	5.5	1:42:08.5	(42)	++	60.9	F	1:53:47.4	(41)	++	64.7		
	11:23.1					8:17.7					11:38.9					



Legend:			
-	Information not available	----	Stroke Rate Average
+	Gap or time behind	++	One minute or more behind in split time
F	Finish	SPM	Average strokes per minute
STC	Total strokes		

Official Timekeeping by OMEGA



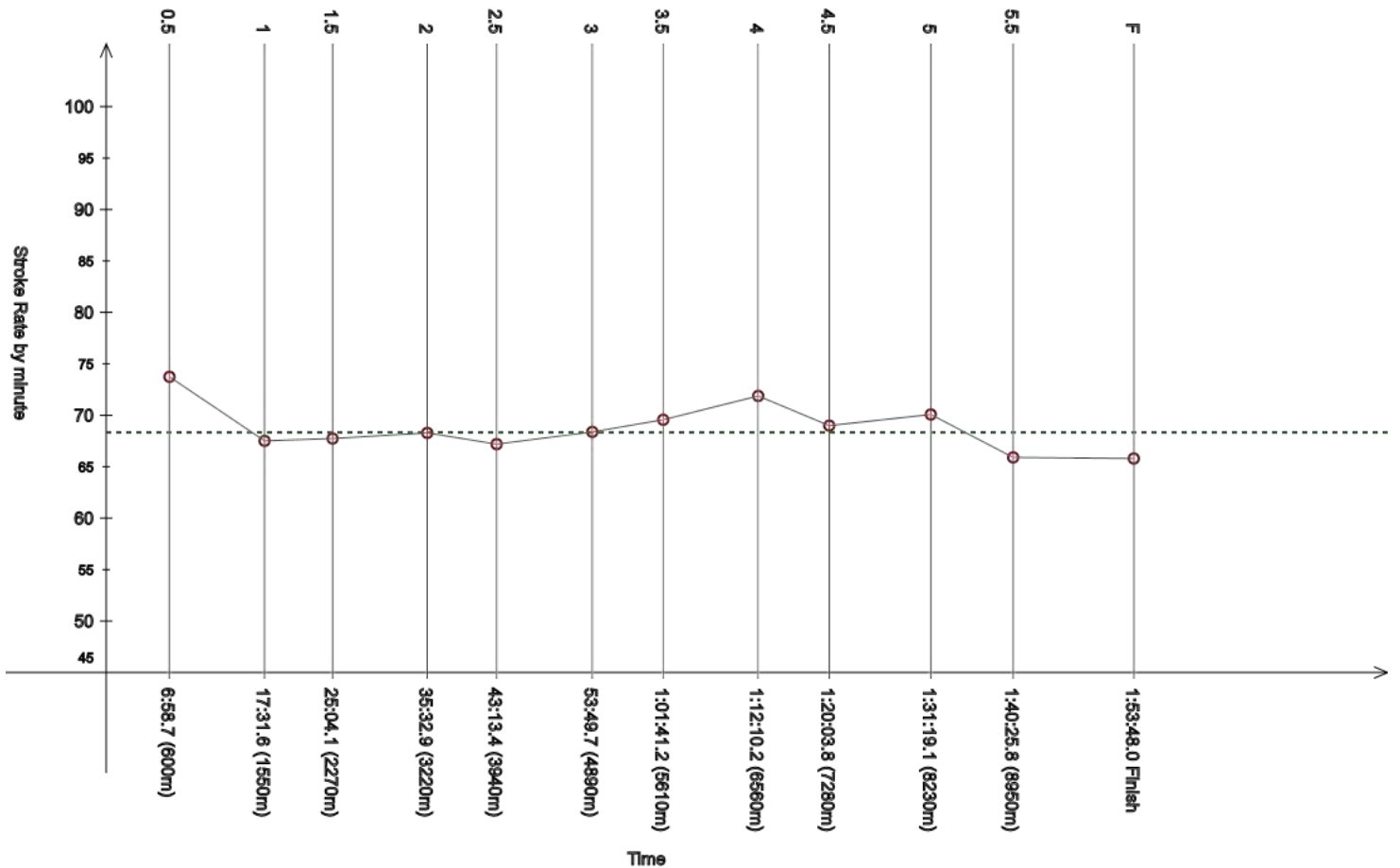
Event 102
4 FEB 2024 - 10:30

Men's 10km

Race Analysis

Rank	Bib	Name	NAT Code	Finish Time	Gap
42	33	SCHREIBER Christian	SUI	1:53:48.0	+5:26.8

Lap	Time	Rank	Gap	SPM	Lap	Time	Rank	Gap	SPM	Lap	Time	Rank	Gap	SPM	SPM	STC
0.5	6:58.7	(18)	+10.3	73.7	1	17:31.6	(15)	+7.2	67.5	1.5	25:04.1	(10)	+6.5	67.7		
						10:32.9					7:32.5					
2	35:32.9	(11)	+8.6	68.3	2.5	43:13.4	(8)	+5.5	67.2	3	53:49.7	(12)	+6.6	68.4		
						7:40.5					10:36.3				68.3	7764
3.5	1:01:41.2	(13)	+10.6	69.6	4	1:12:10.2	(10)	+8.7	71.9	4.5	1:20:03.8	(19)	+17.0	69.0		
						10:29.0					7:53.6					
5	1:31:19.1	(36)	++	70.1	5.5	1:40:25.8	(36)	++	65.9	F	1:53:48.0	(42)	++	65.8		
						9:06.7					13:22.2					



Legend:	---	Stroke Rate Average	+	Gap or time behind
	++	One minute or more behind in split time	F	Finish
	SPM	Average strokes per minute	STC	Total strokes

Official Timekeeping by OMEGA

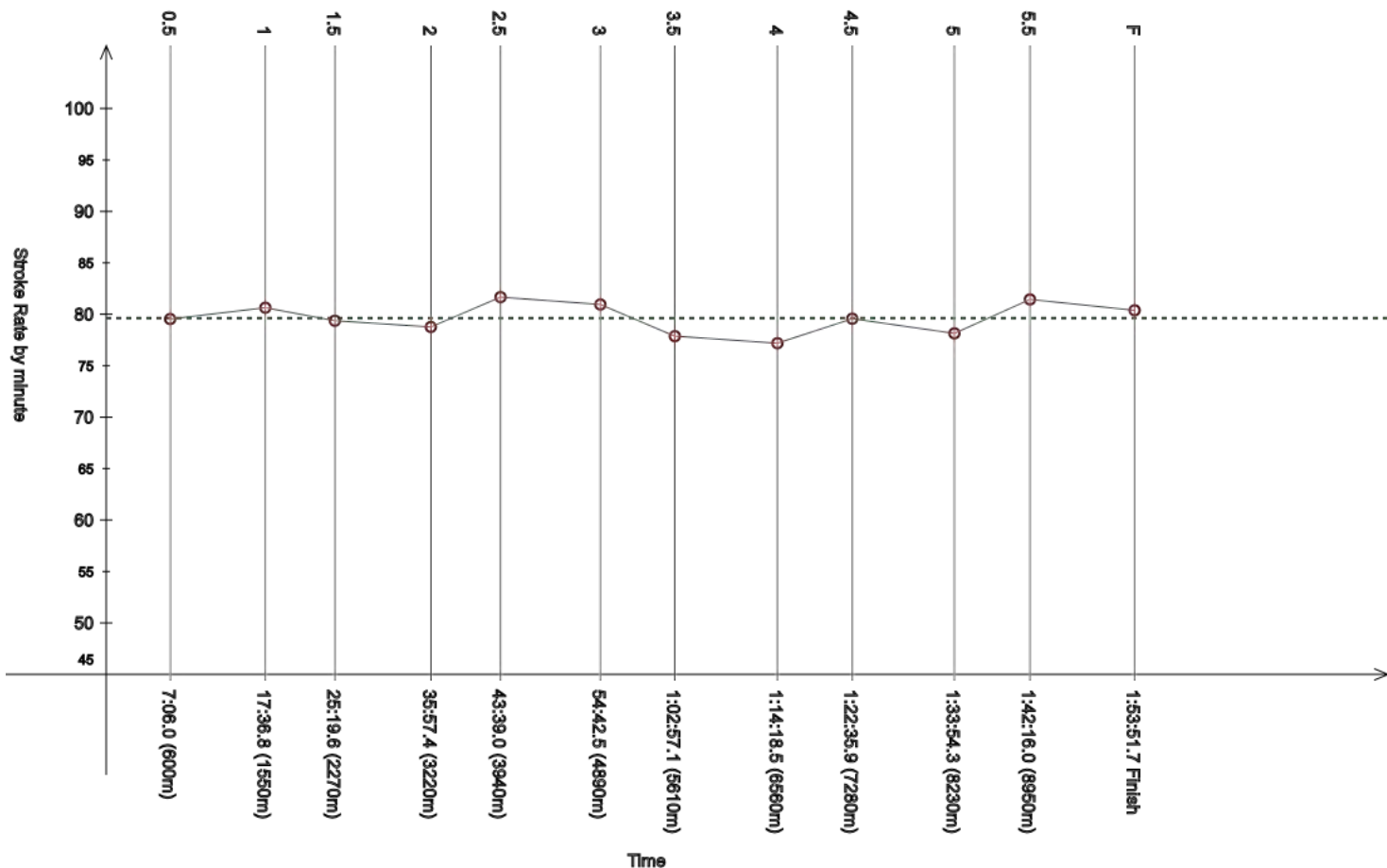
Event 102
4 FEB 2024 - 10:30

Men's 10km

Race Analysis

Rank	Bib	Name	NAT Code	Finish Time	Gap
43	24	DALDOGIANNIS Asterios	GRE	1:53:51.7	+5:30.5

Lap	Time	Rank	Gap	SPM	Lap	Time	Rank	Gap	SPM	Lap	Time	Rank	Gap	SPM	SPM	STC
0.5	7:06.0	(39)	+17.6	79.5	1	17:36.8	(31)	+12.4	80.6	1.5	25:19.6	(48)	+22.0	79.4		
						10:30.8					7:42.8					
2	35:57.4	(53)	+33.1	78.8	2.5	43:39.0	(47)	+31.1	81.7	3	54:42.5	(50)	+59.4	81.0		
	10:37.8					7:41.6					11:03.5				79.6	9072
3.5	1:02:57.1	(45)	++	77.9	4	1:14:18.5	(54)	++	77.2	4.5	1:22:35.9	(52)	++	79.6		
	8:14.6					11:21.4					8:17.4					
5	1:33:54.3	(49)	++	78.1	5.5	1:42:16.0	(47)	++	81.4	F	1:53:51.7	(43)	++	80.4		
	11:18.4					8:21.7					11:35.7					



Legend:	---	Stroke Rate Average	+	Gap or time behind
	++	One minute or more behind in split time	F	Finish
	SPM	Average strokes per minute	STC	Total strokes

Official Timekeeping by OMEGA

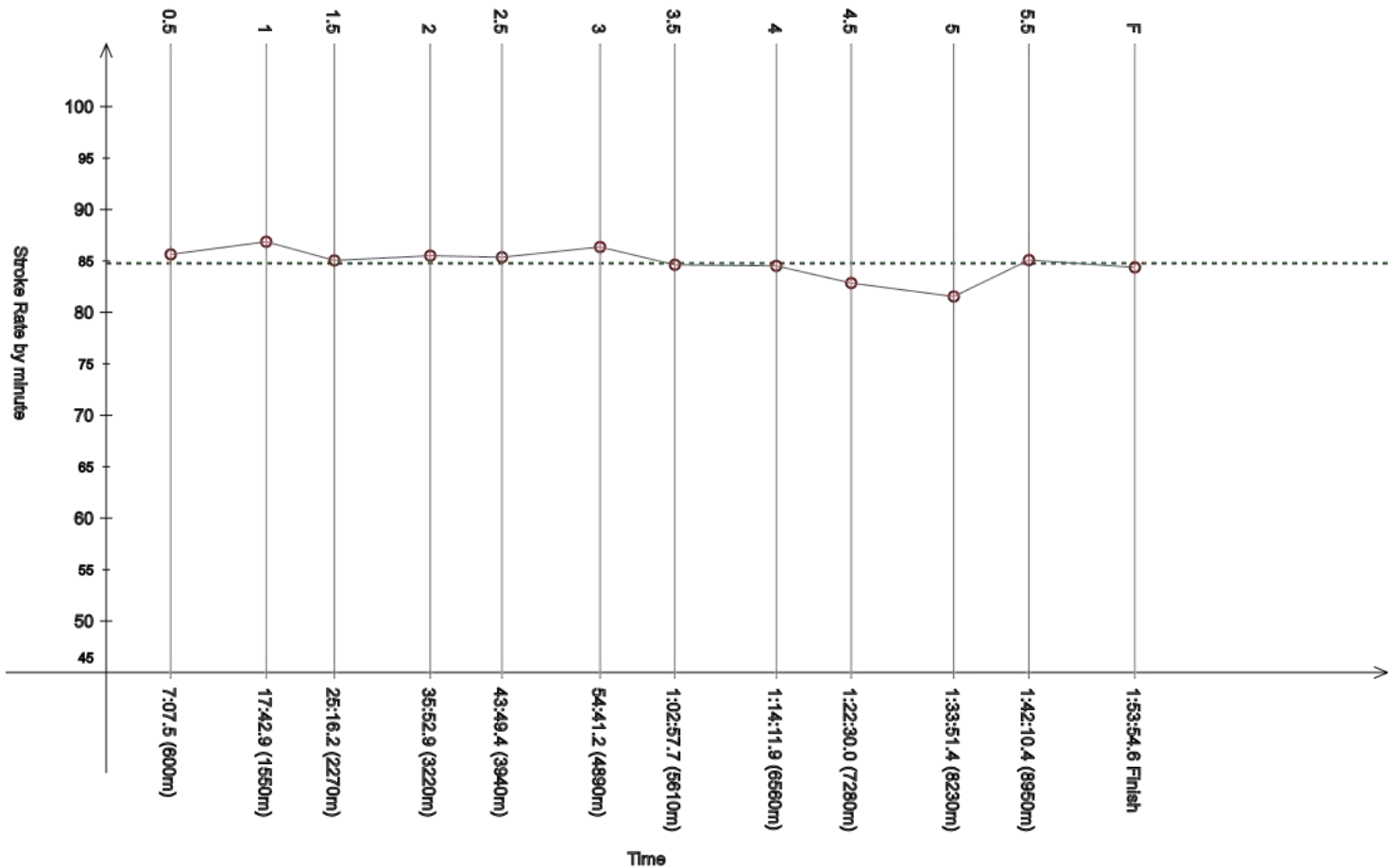
Event 102
4 FEB 2024 - 10:30

Men's 10km

Race Analysis

Rank	Bib	Name	NAT Code	Finish Time	Gap
44	41	YWANAGA PAPI Adrian Gustavo	PER	1:53:54.6	+5:33.4

Lap	Time	Rank	Gap	SPM	Lap	Time	Rank	Gap	SPM	Lap	Time	Rank	Gap	SPM	SPM	STC
0.5	7:07.5	(45)	+19.1	85.6	1	17:42.9	(42)	+18.5	86.9	1.5	25:16.2	(=41)	+18.6	85.1		
						10:35.4					7:33.3					
2	35:52.9	(47)	+28.6	85.5	2.5	43:49.4	(56)	+41.5	85.4	3	54:41.2	(48)	+58.1	86.4		
						7:56.5					10:51.8				84.8	9776
3.5	1:02:57.7	(48)	++	84.6	4	1:14:11.9	(49)	++	84.5	4.5	1:22:30.0	(47)	++	82.9		
						11:14.2					8:18.1					
5	1:33:51.4	(46)	++	81.5	5.5	1:42:10.4	(44)	++	85.1	F	1:53:54.6	(44)	++	84.4		
						8:19.0					11:44.2					



Legend:	---	Stroke Rate Average	+	Gap or time behind
	++	One minute or more behind in split time	F	Finish
	SPM	Average strokes per minute	STC	Total strokes

Official Timekeeping by OMEGA

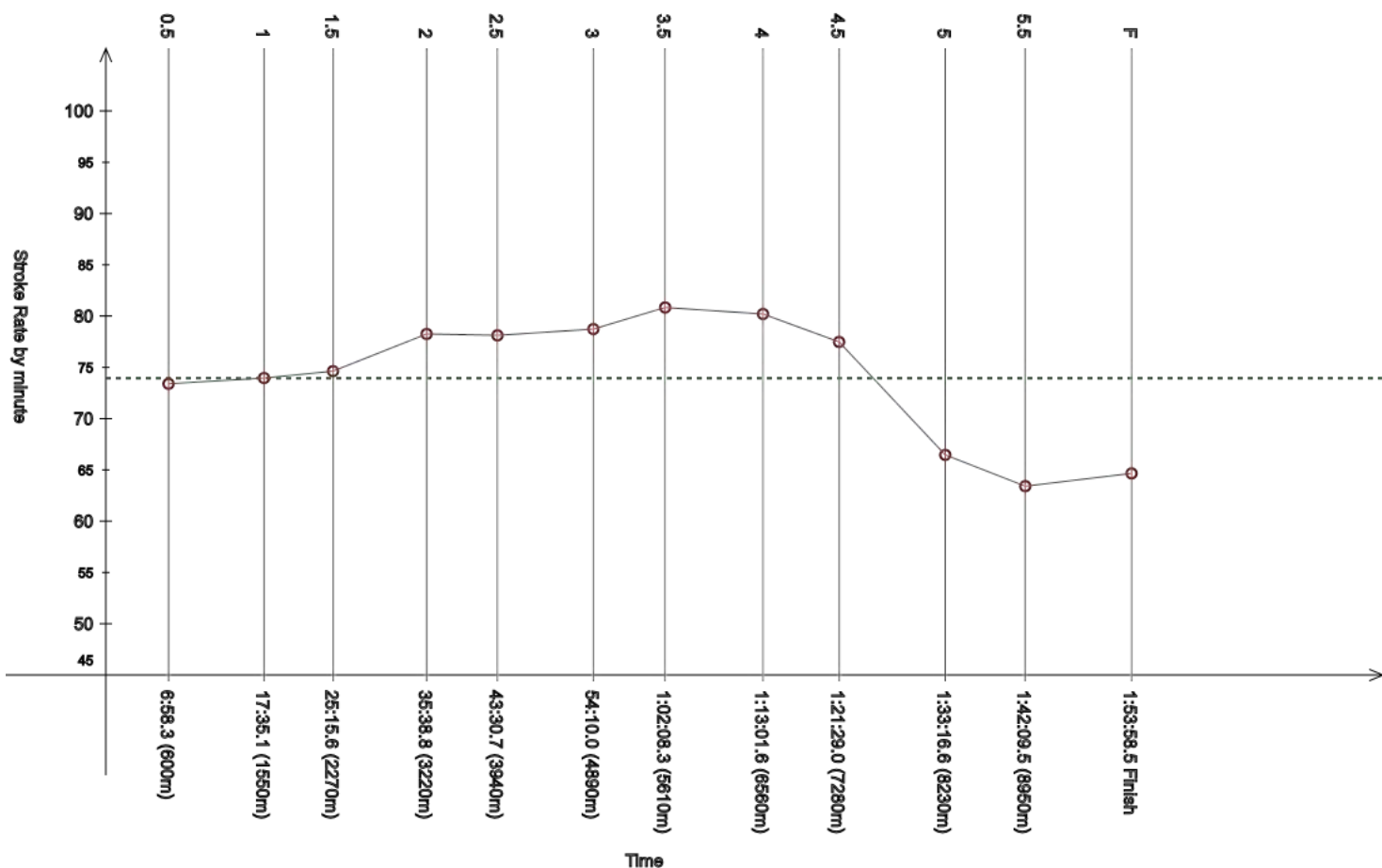
Event 102
4 FEB 2024 - 10:30

Men's 10km

Race Analysis

Rank	Bib	Name	NAT Code	Finish Time	Gap
45	8	FURUHATA Kaiki	JPN	1:53:58.5	+5:37.3

Lap	Time	Rank	Gap	SPM	Lap	Time	Rank	Gap	SPM	Lap	Time	Rank	Gap	SPM	SPM	STC
0.5	6:58.3	(=16)	+9.9	73.4	1	17:35.1	(21)	+10.7	74.0	1.5	25:15.6	(=39)	+18.0	74.6		
						10:36.8					7:40.5					
2	35:38.8	(26)	+14.5	78.3	2.5	43:30.7	(45)	+22.8	78.1	3	54:10.0	(45)	+26.9	78.7		
						10:23.2					10:39.3				73.9	8470
3.5	1:02:08.3	(42)	+37.7	80.8	4	1:13:01.6	(44)	++	80.2	4.5	1:21:29.0	(43)	++	77.5		
						7:58.3					8:27.4					
5	1:33:16.6	(43)	++	66.5	5.5	1:42:09.5	(43)	++	63.4	F	1:53:58.5	(45)	++	64.7		
						11:47.6					11:49.0					



Legend:	---	Stroke Rate Average	+	Gap or time behind
	++	One minute or more behind in split time	F	Finish
	SPM	Average strokes per minute	STC	Total strokes

Official Timekeeping by OMEGA

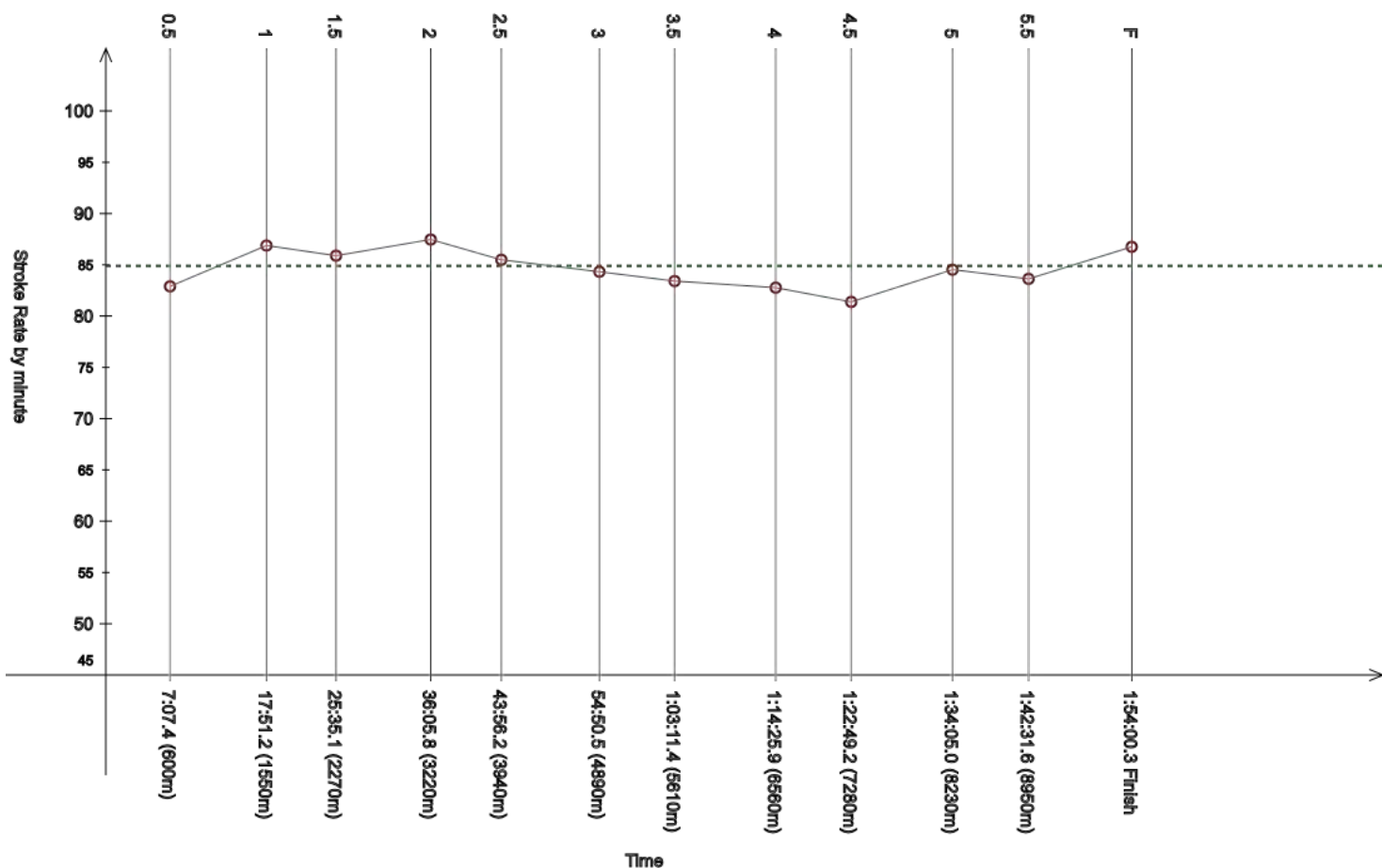
Event 102
4 FEB 2024 - 10:30

Men's 10km

Race Analysis

Rank	Bib	Name	NAT Code	Finish Time	Gap
46	74	HACISAGIR Burhanettin	TUR	1:54:00.3	+5:39.1

Lap	Time	Rank	Gap	SPM	Lap	Time	Rank	Gap	SPM	Lap	Time	Rank	Gap	SPM	SPM	STC
0.5	7:07.4	(44)	+19.0	82.9	1	17:51.2	(61)	+26.8	86.9	1.5	25:35.1	(65)	+37.5	85.9		
						10:43.8					7:43.9					
2	36:05.8	(59)	+41.5	87.5	2.5	43:56.2	(58)	+48.3	85.5	3	54:50.5	(57)	++	84.3		
	10:30.7					7:50.4					10:54.3				84.9	9678
3.5	1:03:11.4	(57)	++	83.4	4	1:14:25.9	(60)	++	82.8	4.5	1:22:49.2	(59)	++	81.4		
	8:20.9					11:14.5					8:23.3					
5	1:34:05.0	(=59)	++	84.5	5.5	1:42:31.6	(51)	++	83.6	F	1:54:00.3	(46)	++	86.8		
	11:15.8					8:26.6					11:28.7					



Legend:	---	Stroke Rate Average	+	Gap or time behind
	++	One minute or more behind in split time	F	Finish
	SPM	Average strokes per minute	STC	Total strokes

Official Timekeeping by OMEGA

Event 102

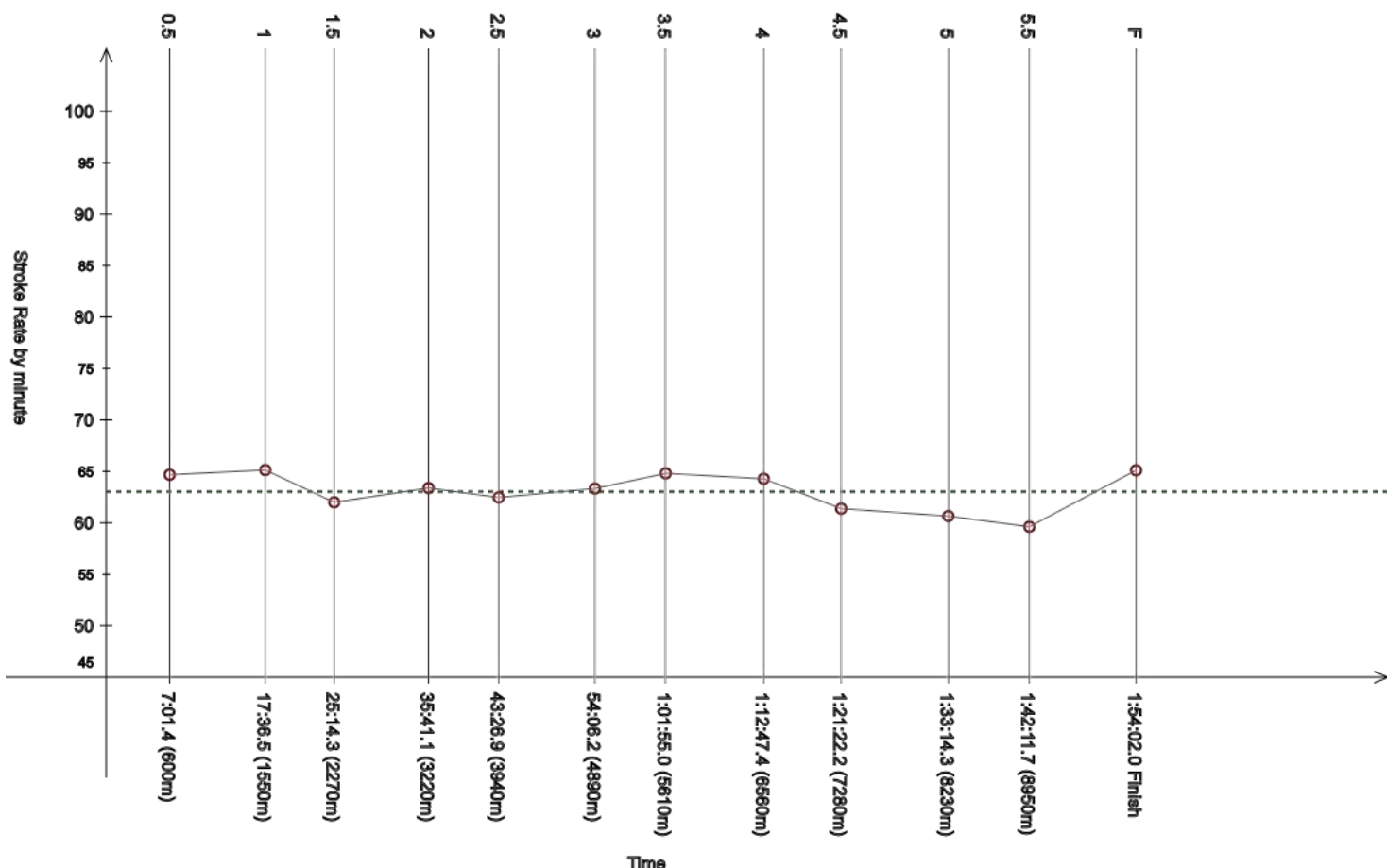
Men's 10km

4 FEB 2024 - 10:30

Race Analysis

Rank	Bib	Name	NAT Code	Finish Time	Gap
47	60	THAMMANANTHACHOTE Ratthawit	THA	1:54:02.0	+5:40.8

Lap	Time	Rank	Gap	SPM	Lap	Time	Rank	Gap	SPM	Lap	Time	Rank	Gap	SPM	SPM	STC
0.5	7:01.4	(24)	+13.0	64.7	1	17:36.5	(=27)	+12.1	65.1	1.5	25:14.3	(34)	+16.7	62.0		
						10:35.1					7:37.8					
2	35:41.1	(32)	+16.8	63.4	2.5	43:26.9	(37)	+19.0	62.5	3	54:06.2	(42)	+23.1	63.3		
	10:26.8					7:45.8					10:39.3				63.0	7263
3.5	1:01:55.0	(34)	+24.4	64.8	4	1:12:47.4	(43)	+45.9	64.3	4.5	1:21:22.2	(42)	++	61.4		
	7:48.8					10:52.4					8:34.8					
5	1:33:14.3	(42)	++	60.7	5.5	1:42:11.7	(45)	++	59.6	F	1:54:02.0	(47)	++	65.1		
	11:52.1					8:57.4					11:50.3					



---	Stroke Rate Average	+	Gap or time behind
++	One minute or more behind in split time	F	Finish
SPM	Average strokes per minute	STC	Total strokes

Official Timekeeping by OMEGA

Event 102

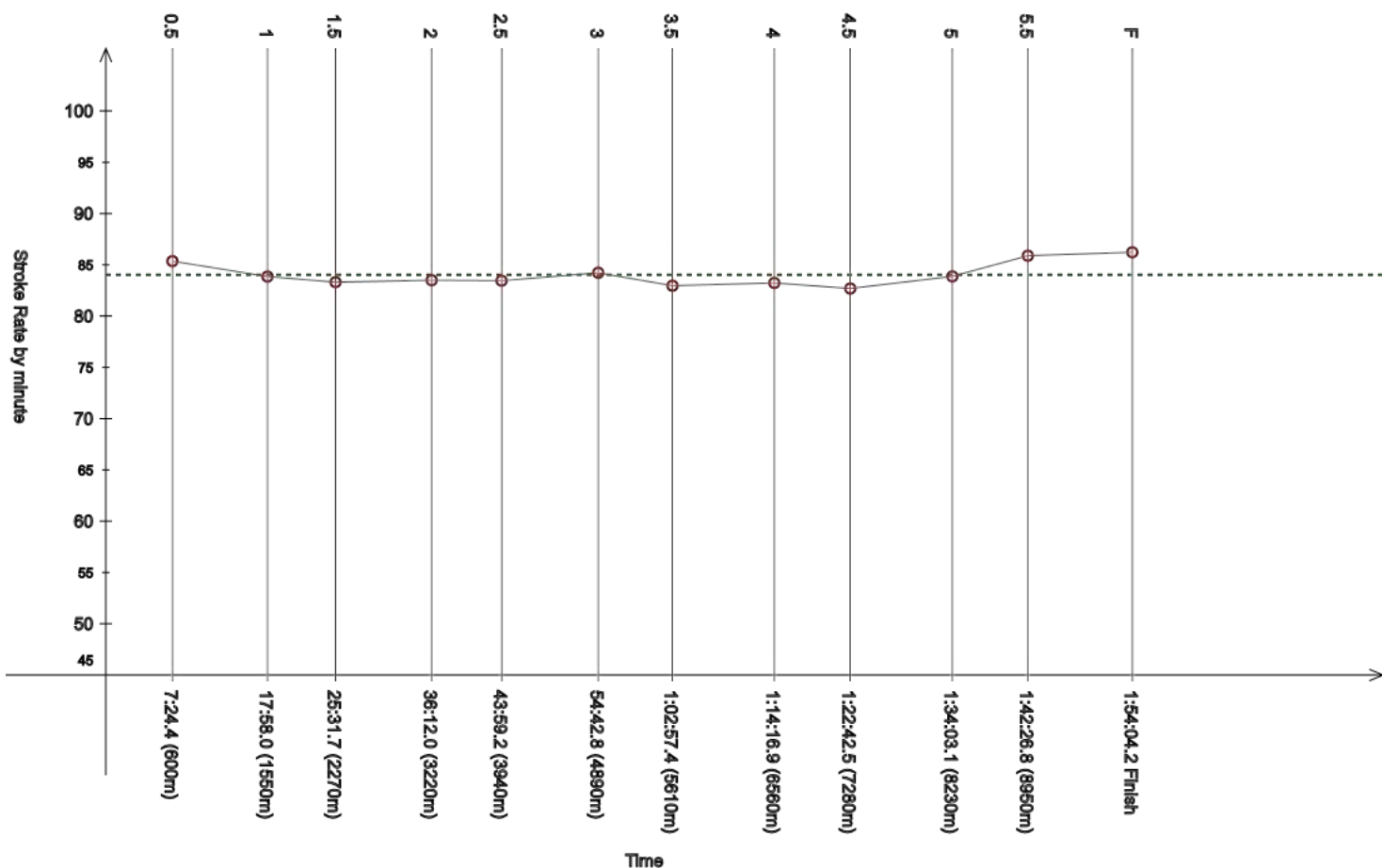
Men's 10km

4 FEB 2024 - 10:30

Race Analysis

Rank	Bib	Name	NAT Code	Finish Time	Gap
48	78	SEIDLER Phillip	NAM	1:54:04.2	+5:43.0

Lap	Time	Rank	Gap	SPM	Lap	Time	Rank	Gap	SPM	Lap	Time	Rank	Gap	SPM	SPM	STC
0.5	7:24.4	(=74)	+36.0	85.4	1	17:58.0	(67)	+33.6	83.9	1.5	25:31.7	(63)	+34.1	83.3		
						10:33.6					7:33.7					
2	36:12.0	(62)	+47.7	83.5	2.5	43:59.2	(62)	+51.3	83.5	3	54:42.8	(51)	+59.7	84.2		
	10:40.3					7:47.2					10:43.6				84.0	9554
3.5	1:02:57.4	(46)	++	83.0	4	1:14:16.9	(53)	++	83.2	4.5	1:22:42.5	(58)	++	82.7		
	8:14.6					11:19.5					8:25.6					
5	1:34:03.1	(=57)	++	83.9	5.5	1:42:26.8	(48)	++	85.9	F	1:54:04.2	(48)	++	86.2		
	11:20.6					8:23.7					11:37.4					



Legend:			
---	Stroke Rate Average	+	Gap or time behind
++	One minute or more behind in split time	F	Finish
SPM	Average strokes per minute	STC	Total strokes

Official Timekeeping by OMEGA



Event 102

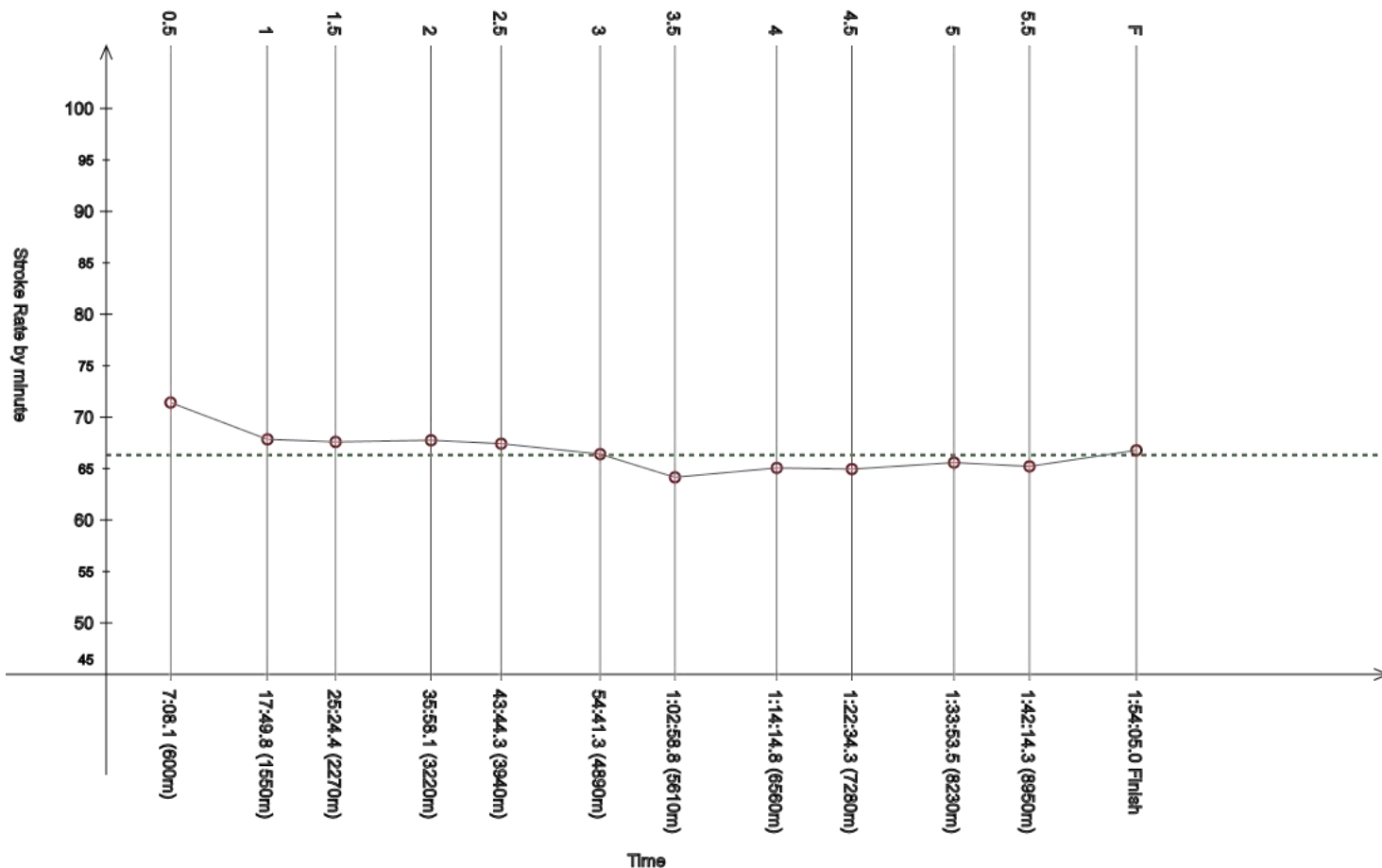
Men's 10km

4 FEB 2024 - 10:30

Race Analysis

Rank	Bib	Name	NAT Code	Finish Time	Gap
49	31	LUKASEVITS Artyom	SGP	1:54:05.0	+5:43.8

Lap	Time	Rank	Gap	SPM	Lap	Time	Rank	Gap	SPM	Lap	Time	Rank	Gap	SPM	SPM	STC
0.5	7:08.1	(50)	+19.7	71.4	1	17:49.8	(58)	+25.4	67.8	1.5	25:24.4	(58)	+26.8	67.6		
						10:41.7					7:34.6					
2	35:58.1	(54)	+33.8	67.8	2.5	43:44.3	(50)	+36.4	67.4	3	54:41.3	(49)	+58.2	66.4		
	10:33.7					7:46.2					10:57.0				66.3	7645
3.5	1:02:58.8	(50)	++	64.2	4	1:14:14.8	(51)	++	65.1	4.5	1:22:34.3	(51)	++	65.0		
	8:17.5					11:16.0					8:19.5					
5	1:33:53.5	(=47)	++	65.6	5.5	1:42:14.3	(46)	++	65.2	F	1:54:05.0	(49)	++	66.8		
	11:19.2					8:20.8					11:50.7					



Legend:	---	Stroke Rate Average	+	Gap or time behind
	++	One minute or more behind in split time	F	Finish
	SPM	Average strokes per minute	STC	Total strokes

Official Timekeeping by OMEGA

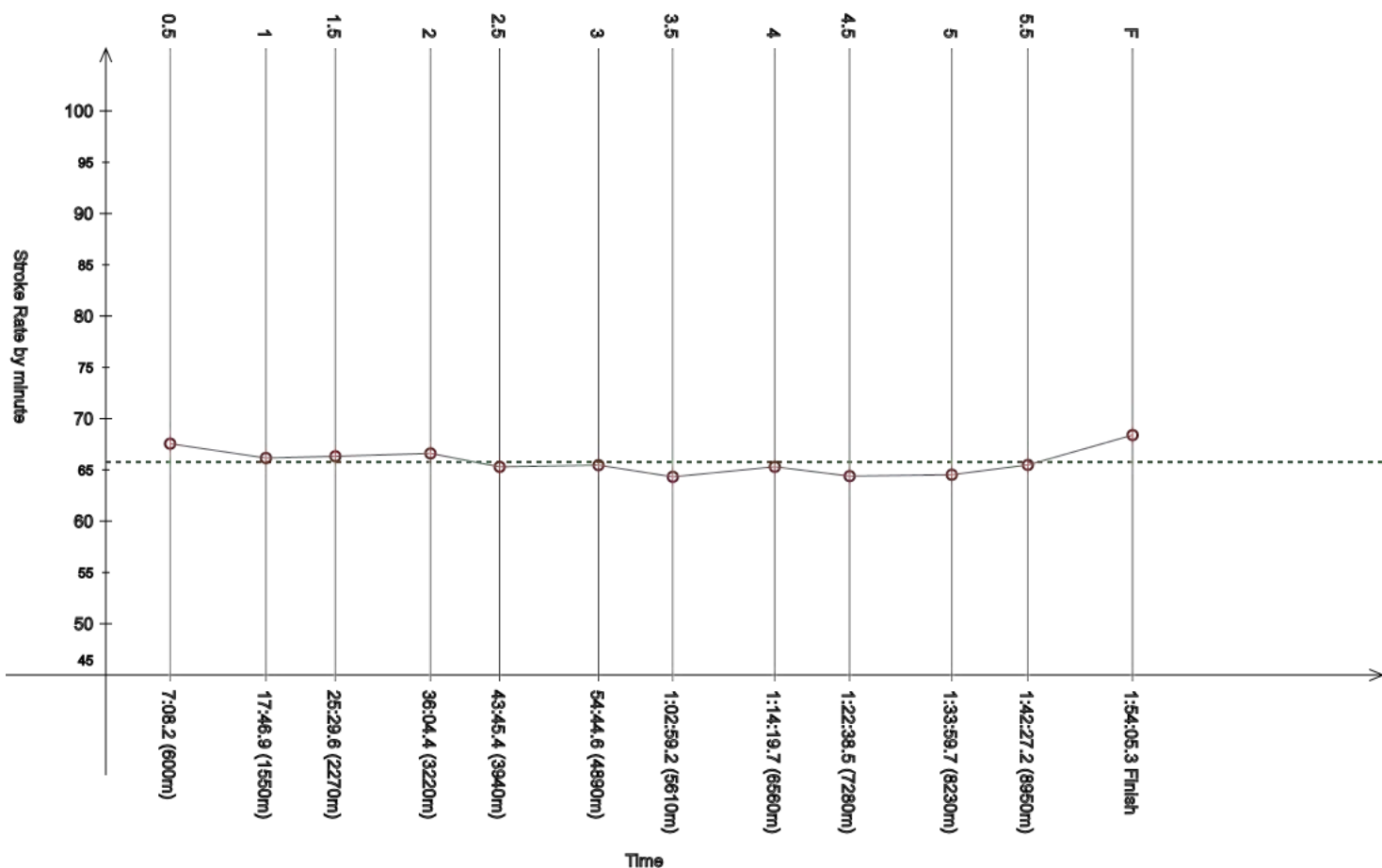
Event 102
4 FEB 2024 - 10:30

Men's 10km

Race Analysis

Rank	Bib	Name	NAT Code	Finish Time	Gap
50	40	PASKO Jaan	EST	1:54:05.3	+5:44.1

Lap	Time	Rank	Gap	SPM	Lap	Time	Rank	Gap	SPM	Lap	Time	Rank	Gap	SPM	SPM	STC
0.5	7:08.2	(51)	+19.8	67.6	1	17:46.9	(55)	+22.5	66.2	1.5	25:29.6	(60)	+32.0	66.3		
						10:38.7					7:42.7					
2	36:04.4	(58)	+40.1	66.6	2.5	43:45.4	(51)	+37.5	65.3	3	54:44.6	(52)	++	65.5		
	10:34.8					7:41.0					10:59.2				65.8	7557
3.5	1:02:59.2	(51)	++	64.3	4	1:14:19.7	(56)	++	65.3	4.5	1:22:38.5	(53)	++	64.4		
	8:14.6					11:20.5					8:18.8					
5	1:33:59.7	(53)	++	64.5	5.5	1:42:27.2	(49)	++	65.5	F	1:54:05.3	(50)	++	68.4		
	11:21.2					8:27.5					11:38.1					



Legend:	---	Stroke Rate Average	+	Gap or time behind
	++	One minute or more behind in split time	F	Finish
	SPM	Average strokes per minute	STC	Total strokes

Official Timekeeping by OMEGA

Event 102

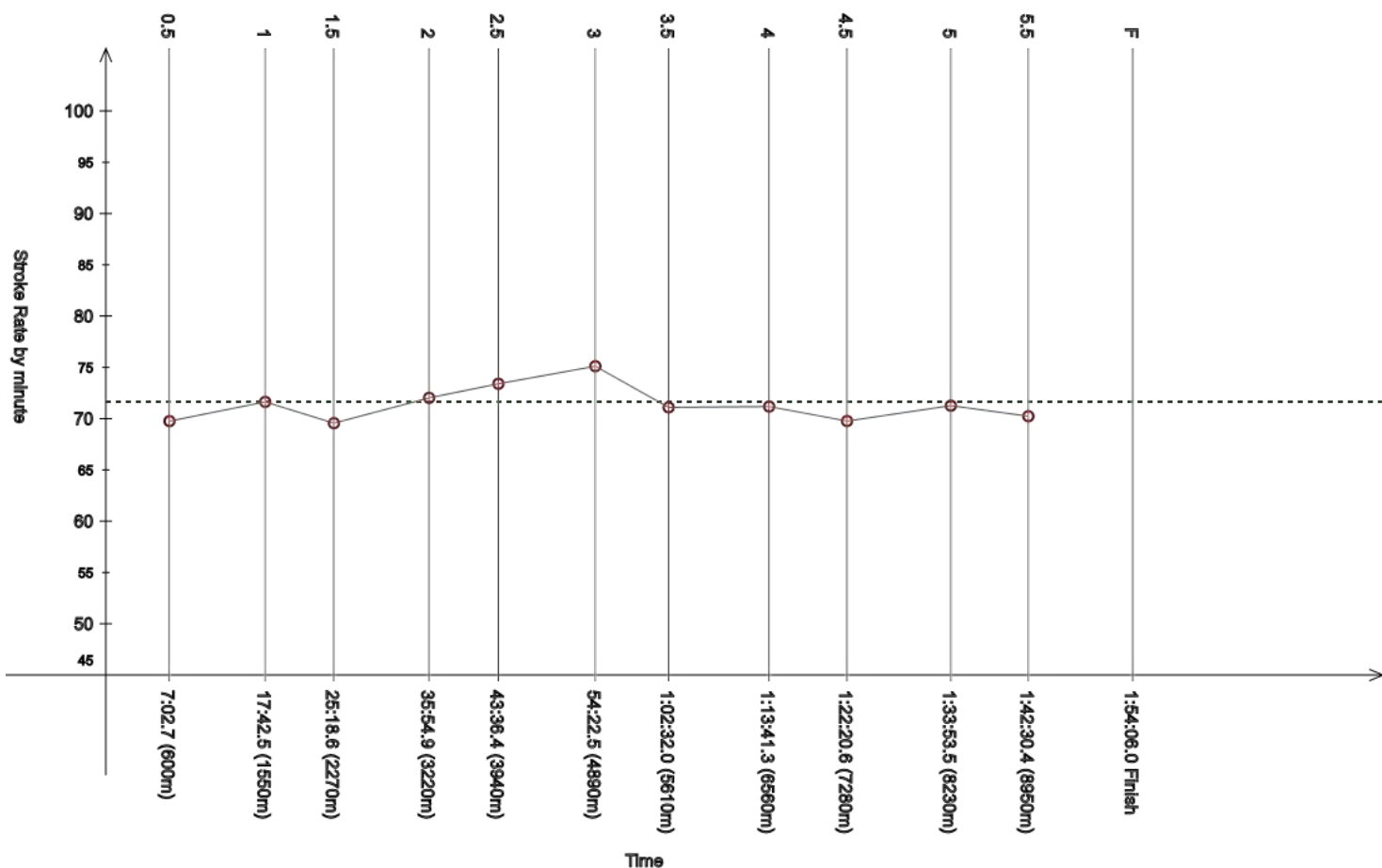
Men's 10km

4 FEB 2024 - 10:30

Race Analysis

Rank	Bib	Name	NAT Code	Finish Time	Gap
51	56	ZHANG Jinhou	CHN	1:54:06.0	+5:44.8

Lap	Time	Rank	Gap	SPM	Lap	Time	Rank	Gap	SPM	Lap	Time	Rank	Gap	SPM	SPM	STC
0.5	7:02.7	(31)	+14.3	69.8	1	17:42.5	(41)	+18.1	71.6	1.5	25:18.6	(47)	+21.0	69.6		
						10:39.8					7:36.1					
2	35:54.9	(48)	+30.6	72.0	2.5	43:36.4	(46)	+28.5	73.4	3	54:22.5	(46)	+39.4	75.1		
						7:41.5					10:46.1				71.7	7380
3.5	1:02:32.0	(43)	++	71.1	4	1:13:41.3	(46)	++	71.2	4.5	1:22:20.6	(45)	++	69.8		
						11:09.3					8:39.3					
5	1:33:53.5	(=47)	++	71.3	5.5	1:42:30.4	(50)	++	70.2	F	1:54:06.0	(51)	++	-		
						8:36.9					11:35.6					



Legend:	---	Stroke Rate Average	+	Gap or time behind
	++	One minute or more behind in split time	F	Finish
	SPM	Average strokes per minute	STC	Total strokes

Official Timekeeping by OMEGA



Event 102

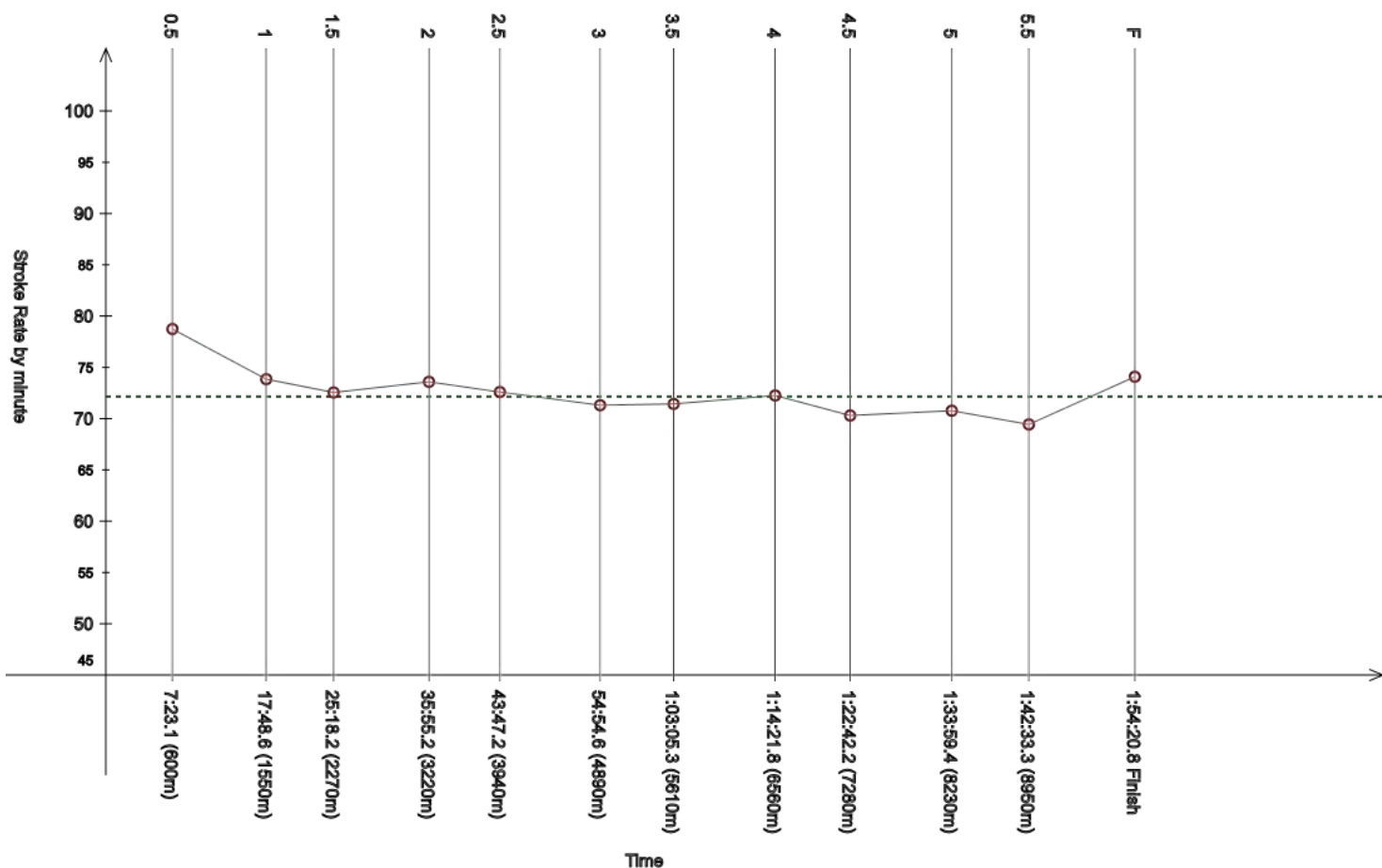
Men's 10km

4 FEB 2024 - 10:30

Race Analysis

Rank	Bib	Name	NAT Code	Finish Time	Gap
52	1	DRUENNE Theo	MON	1:54:20.8	+5:59.6

Lap	Time	Rank	Gap	SPM	Lap	Time	Rank	Gap	SPM	Lap	Time	Rank	Gap	SPM	SPM	STC
0.5	7:23.1	(72)	+34.7	78.7	1	17:48.6	(57)	+24.2	73.9	1.5	25:18.2	(=44)	+20.6	72.6		
						10:25.5					7:29.6					
2	35:55.2	(49)	+30.9	73.6	2.5	43:47.2	(53)	+39.3	72.6	3	54:54.6	(60)	++	71.3		
						7:52.0					11:07.4				72.2	8356
3.5	1:03:05.3	(54)	++	71.4	4	1:14:21.8	(59)	++	72.3	4.5	1:22:42.2	(57)	++	70.3		
						8:10.7					8:20.4					
5	1:33:59.4	(52)	++	70.8	5.5	1:42:33.3	(=54)	++	69.4	F	1:54:20.8	(52)	++	74.1		
						8:33.9					11:47.5					



Legend:			
---	Stroke Rate Average	+	Gap or time behind
++	One minute or more behind in split time	F	Finish
SPM	Average strokes per minute	STC	Total strokes

Official Timekeeping by OMEGA

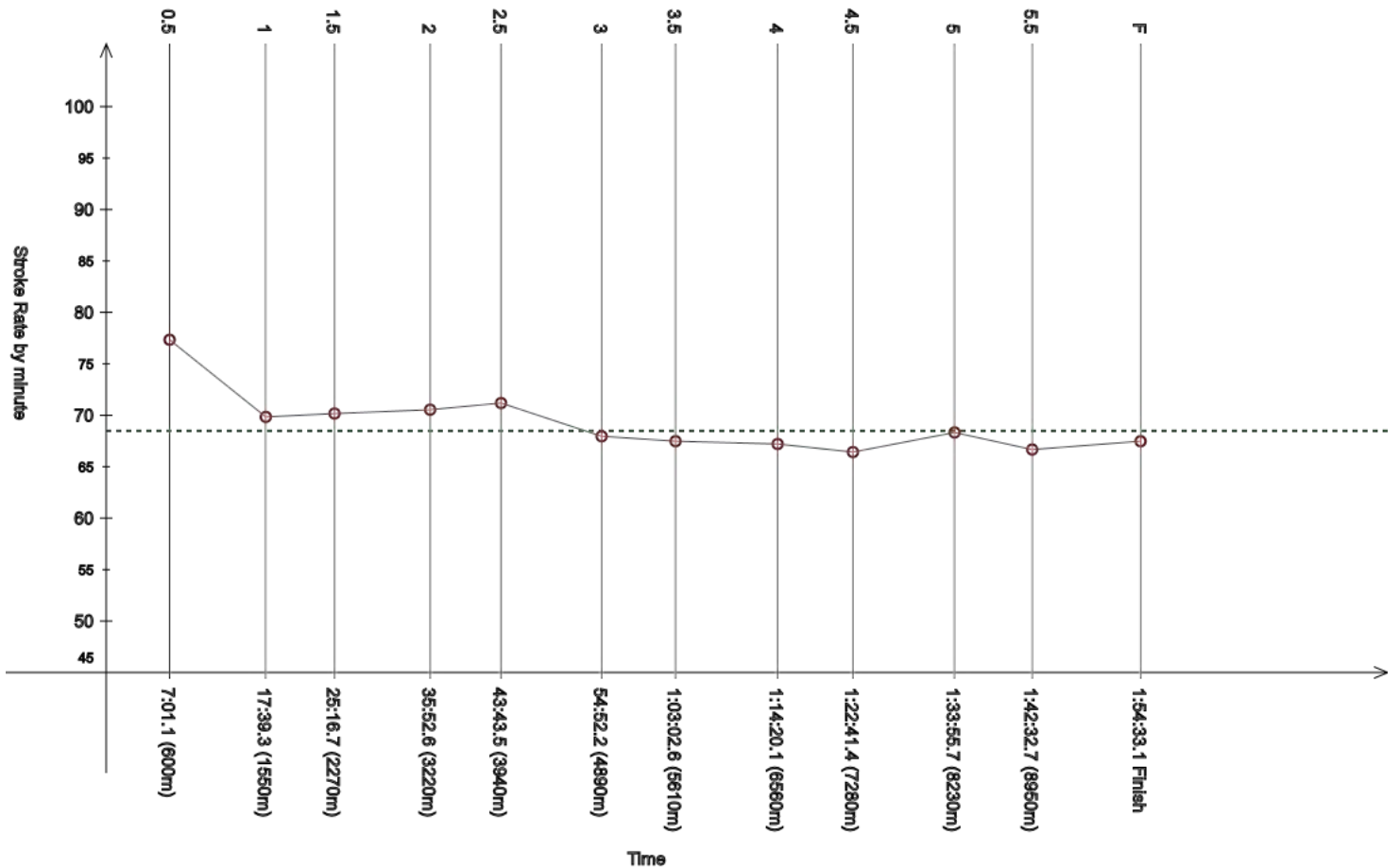
Event 102
4 FEB 2024 - 10:30

Men's 10km

Race Analysis

Rank	Bib	Name	NAT Code	Finish Time	Gap
53	22	LOUW Henre	RSA	1:54:33.1	+6:11.9

Lap	Time	Rank	Gap	SPM	Lap	Time	Rank	Gap	SPM	Lap	Time	Rank	Gap	SPM	SPM	STC
0.5	7:01.1	(=21)	+12.7	77.3	1	17:39.3	(37)	+14.9	69.8	1.5	25:16.7	(43)	+19.1	70.2		
						10:38.2					7:37.4					
2	35:52.6	(46)	+28.3	70.5	2.5	43:43.5	(49)	+35.6	71.2	3	54:52.2	(58)	++	68.0		
	10:35.9					7:50.9					11:08.7				68.5	7911
3.5	1:03:02.6	(52)	++	67.5	4	1:14:20.1	(57)	++	67.2	4.5	1:22:41.4	(56)	++	66.4		
	8:10.4					11:17.5					8:21.3					
5	1:33:55.7	(50)	++	68.3	5.5	1:42:32.7	(52)	++	66.7	F	1:54:33.1	(53)	++	67.5		
	11:14.3					8:37.0					12:00.4					



Legend:	---	Stroke Rate Average	+	Gap or time behind
	++	One minute or more behind in split time	F	Finish
	SPM	Average strokes per minute	STC	Total strokes

Official Timekeeping by OMEGA

Event 102

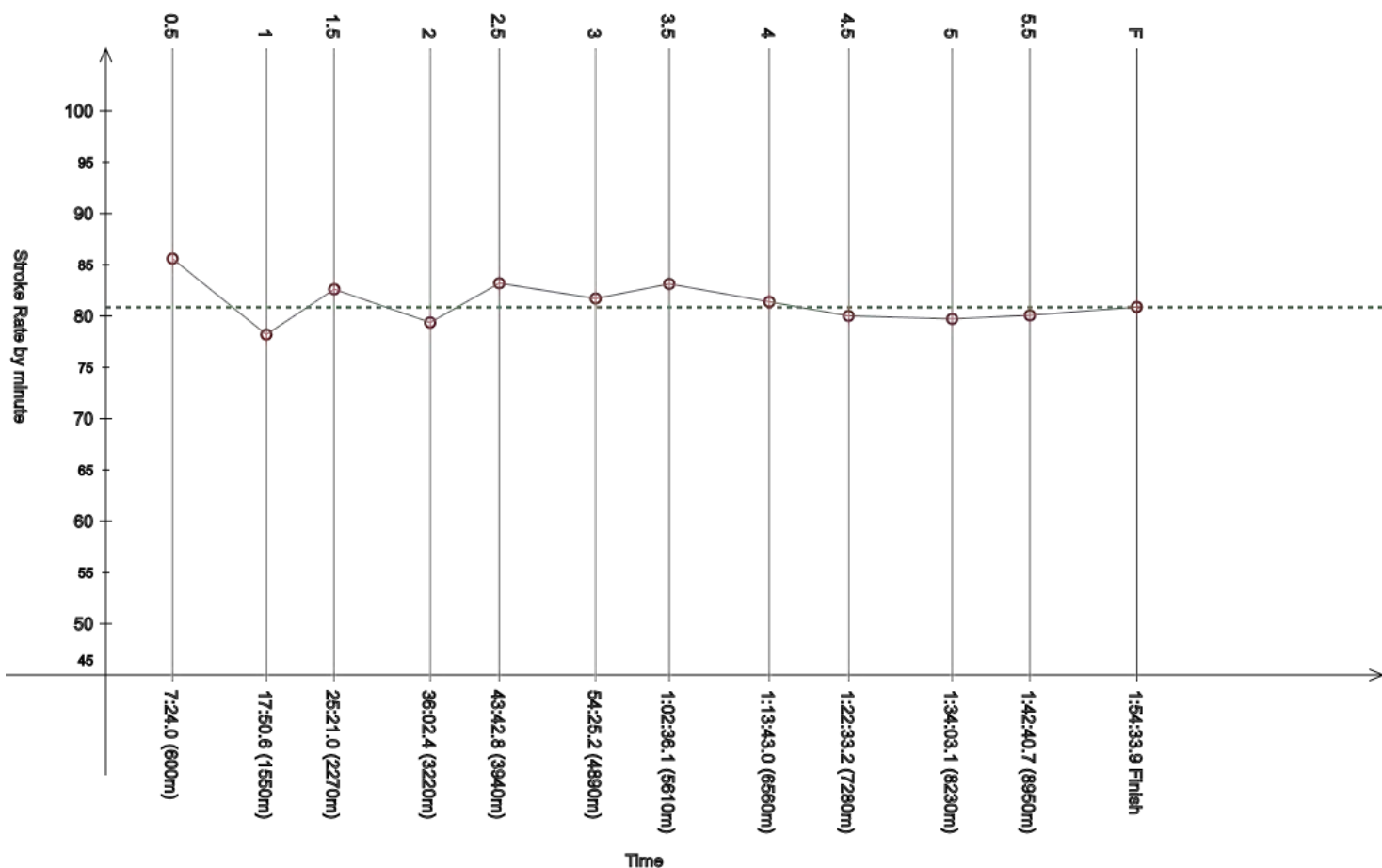
Men's 10km

4 FEB 2024 - 10:30

Race Analysis

Rank	Bib	Name	NAT Code	Finish Time	Gap
54	54	PARK Jaehun	KOR	1:54:33.9	+6:12.7

Lap	Time	Rank	Gap	SPM	Lap	Time	Rank	Gap	SPM	Lap	Time	Rank	Gap	SPM	SPM	STC
0.5	7:24.0	(73)	+35.6	85.6	1	17:50.6	(60)	+26.2	78.2	1.5	25:21.0	(51)	+23.4	82.6		
						10:26.6					7:30.4					
2	36:02.4	(56)	+38.1	79.4	2.5	43:42.8	(48)	+34.9	83.2	3	54:25.2	(47)	+42.1	81.7		
						7:40.4					10:42.4				80.9	9313
3.5	1:02:36.1	(44)	++	83.1	4	1:13:43.0	(47)	++	81.4	4.5	1:22:33.2	(50)	++	80.0		
						11:06.9					8:50.2					
5	1:34:03.1	(=57)	++	79.7	5.5	1:42:40.7	(58)	++	80.1	F	1:54:33.9	(54)	++	80.9		
						8:37.6					11:53.2					



Legend:	---	Stroke Rate Average	+	Gap or time behind
	++	One minute or more behind in split time	F	Finish
	SPM	Average strokes per minute	STC	Total strokes

Official Timekeeping by OMEGA

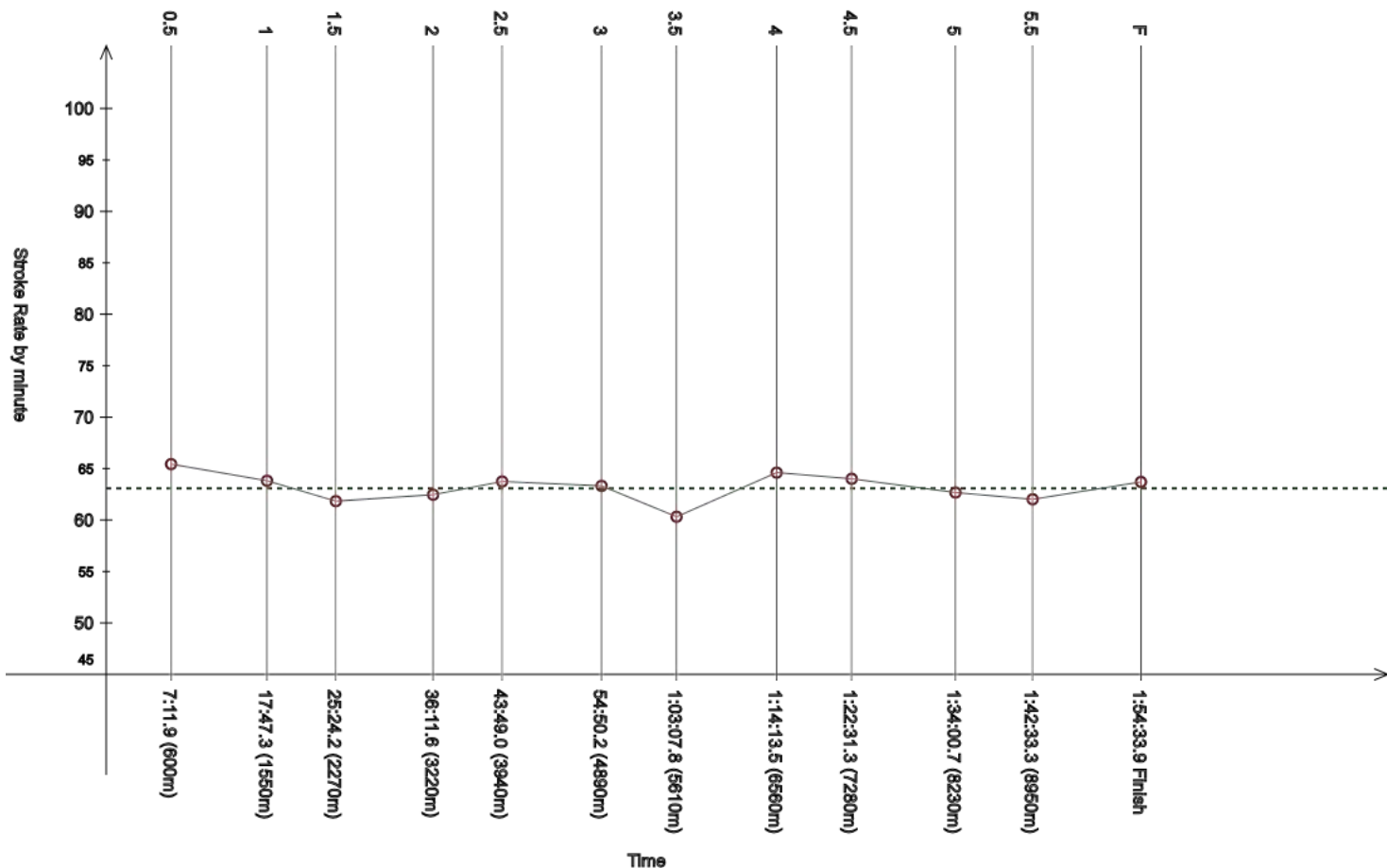
Event 102
4 FEB 2024 - 10:30

Men's 10km

Race Analysis

Rank	Bib	Name	NAT Code	Finish Time	Gap
55	29	PRAWIRA Aflah Fadlan	INA	1:54:33.9	+6:12.7

Lap	Time	Rank	Gap	SPM	Lap	Time	Rank	Gap	SPM	Lap	Time	Rank	Gap	SPM	SPM	STC
0.5	7:11.9	(56)	+23.5	65.4	1	17:47.3	(56)	+22.9	63.8	1.5	25:24.2	(57)	+26.6	61.8		
						10:35.4					7:36.9					
2	36:11.6	(61)	+47.3	62.5	2.5	43:49.0	(55)	+41.1	63.8	3	54:50.2	(56)	++	63.3		
	10:47.4					7:37.4					11:01.2				63.1	7251
3.5	1:03:07.8	(56)	++	60.3	4	1:14:13.5	(50)	++	64.6	4.5	1:22:31.3	(48)	++	64.0		
	8:17.6					11:05.7					8:17.8					
5	1:34:00.7	(=54)	++	62.7	5.5	1:42:33.3	(=54)	++	62.0	F	1:54:33.9	(55)	++	63.7		
	11:29.4					8:32.6					12:00.6					



Legend:	---	Stroke Rate Average	+	Gap or time behind
	++	One minute or more behind in split time	F	Finish
	SPM	Average strokes per minute	STC	Total strokes

Official Timekeeping by OMEGA



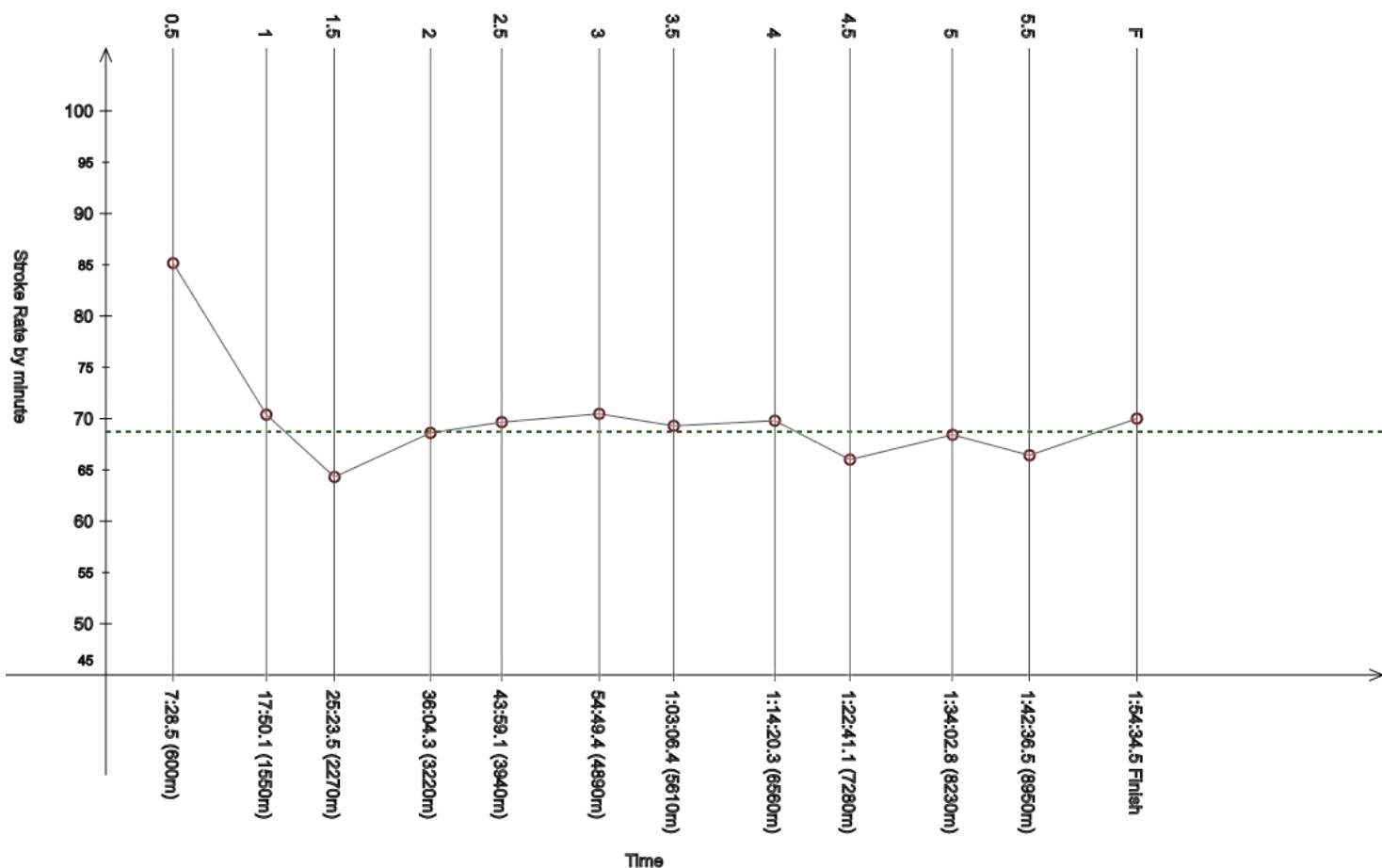
Event 102
4 FEB 2024 - 10:30

Men's 10km

Race Analysis

Rank	Bib	Name				NAT Code				Finish Time	Gap
56	59	OH Sebeom				KOR				1:54:34.5	+6:13.3

Lap	Time	Rank	Gap	SPM	Lap	Time	Rank	Gap	SPM	Lap	Time	Rank	Gap	SPM	SPM	STC
0.5	7:28.5	(76)	+40.1	85.2	1	17:50.1	(59)	+25.7	70.4	1.5	25:23.5	(56)	+25.9	64.3		
						10:21.6					7:33.4					
2	36:04.3	(57)	+40.0	68.6	2.5	43:59.1	(61)	+51.2	69.7	3	54:49.4	(55)	++	70.5		
	10:40.8					7:54.8					10:50.3				68.7	7913
3.5	1:03:06.4	(55)	++	69.3	4	1:14:20.3	(58)	++	69.8	4.5	1:22:41.1	(55)	++	66.0		
	8:17.0					11:13.9					8:20.8					
5	1:34:02.8	(56)	++	68.4	5.5	1:42:36.5	(56)	++	66.4	F	1:54:34.5	(56)	++	70.0		
	11:21.7					8:33.7					11:58.0					



Legend:	---	Stroke Rate Average	+	Gap or time behind
	++	One minute or more behind in split time	F	Finish
	SPM	Average strokes per minute	STC	Total strokes

Official Timekeeping by OMEGA

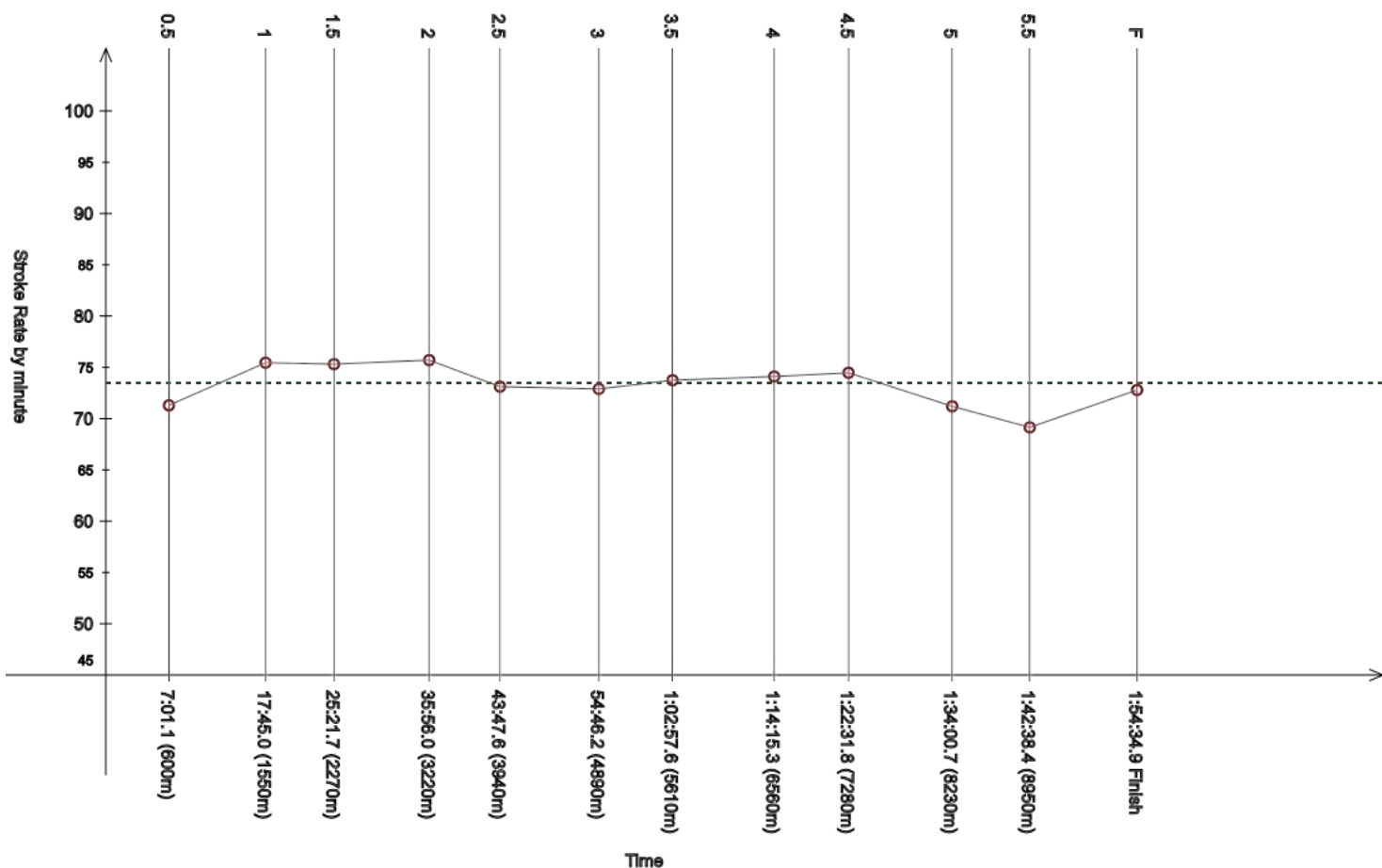
Event 102
4 FEB 2024 - 10:30

Men's 10km

Race Analysis

Rank	Bib	Name	NAT Code	Finish Time	Gap
57	3	PETERLIN Nik	SLO	1:54:34.9	+6:13.7

Lap	Time	Rank	Gap	SPM	Lap	Time	Rank	Gap	SPM	Lap	Time	Rank	Gap	SPM	SPM	STC
0.5	7:01.1	(=21)	+12.7	71.3	1	17:45.0	(49)	+20.6	75.5	1.5	25:21.7	(53)	+24.1	75.3		
						10:43.9					7:36.7					
2	35:56.0	(50)	+31.7	75.7	2.5	43:47.6	(54)	+39.7	73.1	3	54:46.2	(53)	++	72.9		
						7:51.6					10:58.6				73.5	8503
3.5	1:02:57.6	(47)	++	73.7	4	1:14:15.3	(52)	++	74.1	4.5	1:22:31.8	(49)	++	74.5		
						8:11.4					8:16.5					
5	1:34:00.7	(=54)	++	71.2	5.5	1:42:38.4	(57)	++	69.2	F	1:54:34.9	(57)	++	72.8		
						11:28.9					11:56.5					



Legend:	---	Stroke Rate Average	+	Gap or time behind
	++	One minute or more behind in split time	F	Finish
	SPM	Average strokes per minute	STC	Total strokes

Official Timekeeping by OMEGA



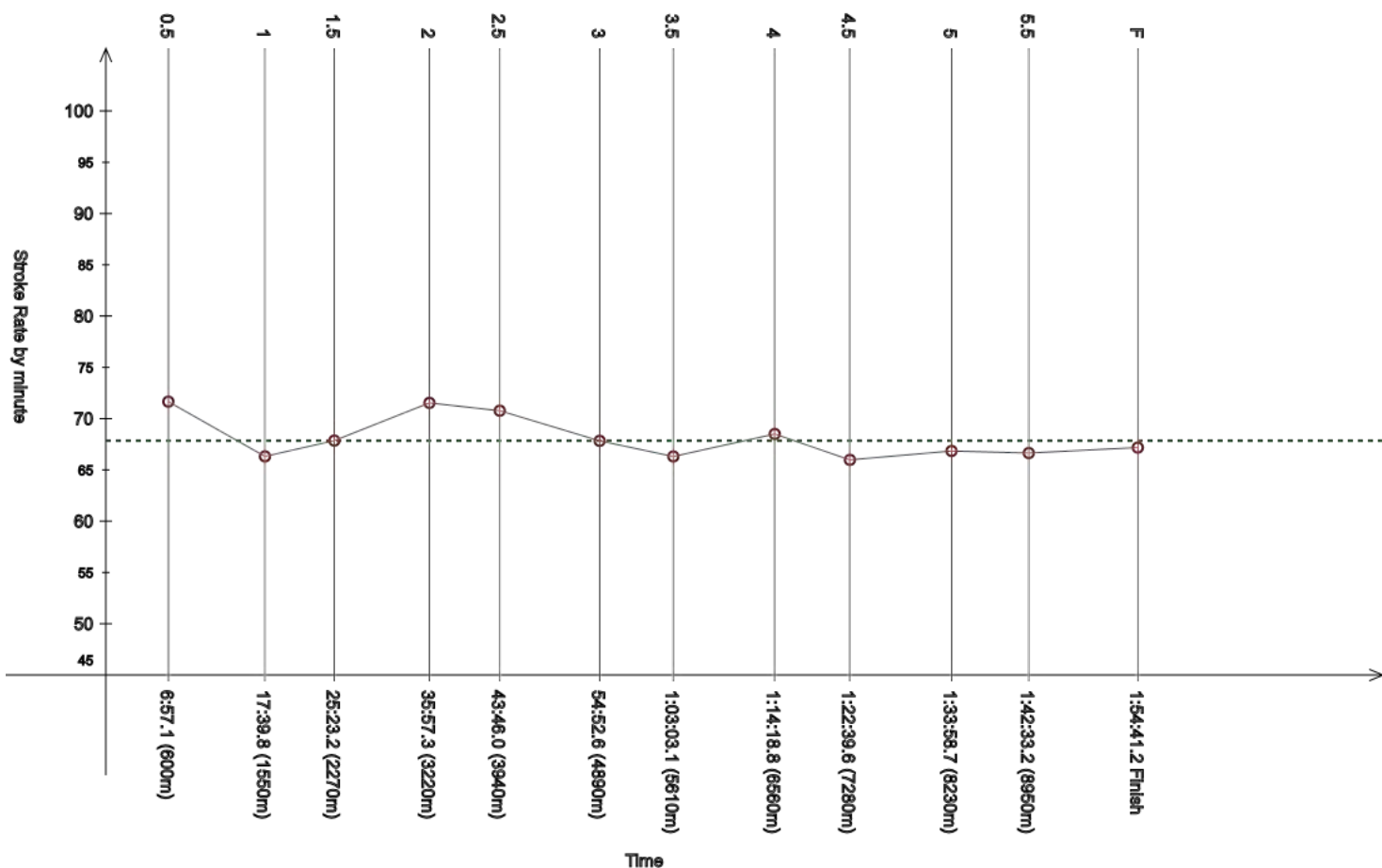
Event 102
4 FEB 2024 - 10:30

Men's 10km

Race Analysis

Rank	Bib	Name	NAT Code	Finish Time	Gap
58	72	BREYTENBACH Ruan	RSA	1:54:41.2	+6:20.0

Lap	Time	Rank	Gap	SPM	Lap	Time	Rank	Gap	SPM	Lap	Time	Rank	Gap	SPM	SPM	STC
0.5	6:57.1	(=12)	+8.7	71.7	1	17:39.8	(39)	+15.4	66.3	1.5	25:23.2	(55)	+25.6	67.9		
						10:42.7					7:43.4					
2	35:57.3	(52)	+33.0	71.5	2.5	43:46.0	(52)	+38.1	70.8	3	54:52.6	(59)	++	67.8		
						7:48.7					11:06.6				67.8	7793
3.5	1:03:03.1	(53)	++	66.3	4	1:14:18.8	(55)	++	68.5	4.5	1:22:39.6	(54)	++	66.0		
						8:10.5					8:20.8					
5	1:33:58.7	(51)	++	66.8	5.5	1:42:33.2	(53)	++	66.6	F	1:54:41.2	(58)	++	67.2		
						8:34.5					12:08.0					



Legend:	---	Stroke Rate Average	+	Gap or time behind
	++	One minute or more behind in split time	F	Finish
	SPM	Average strokes per minute	STC	Total strokes

Official Timekeeping by OMEGA

Event 102

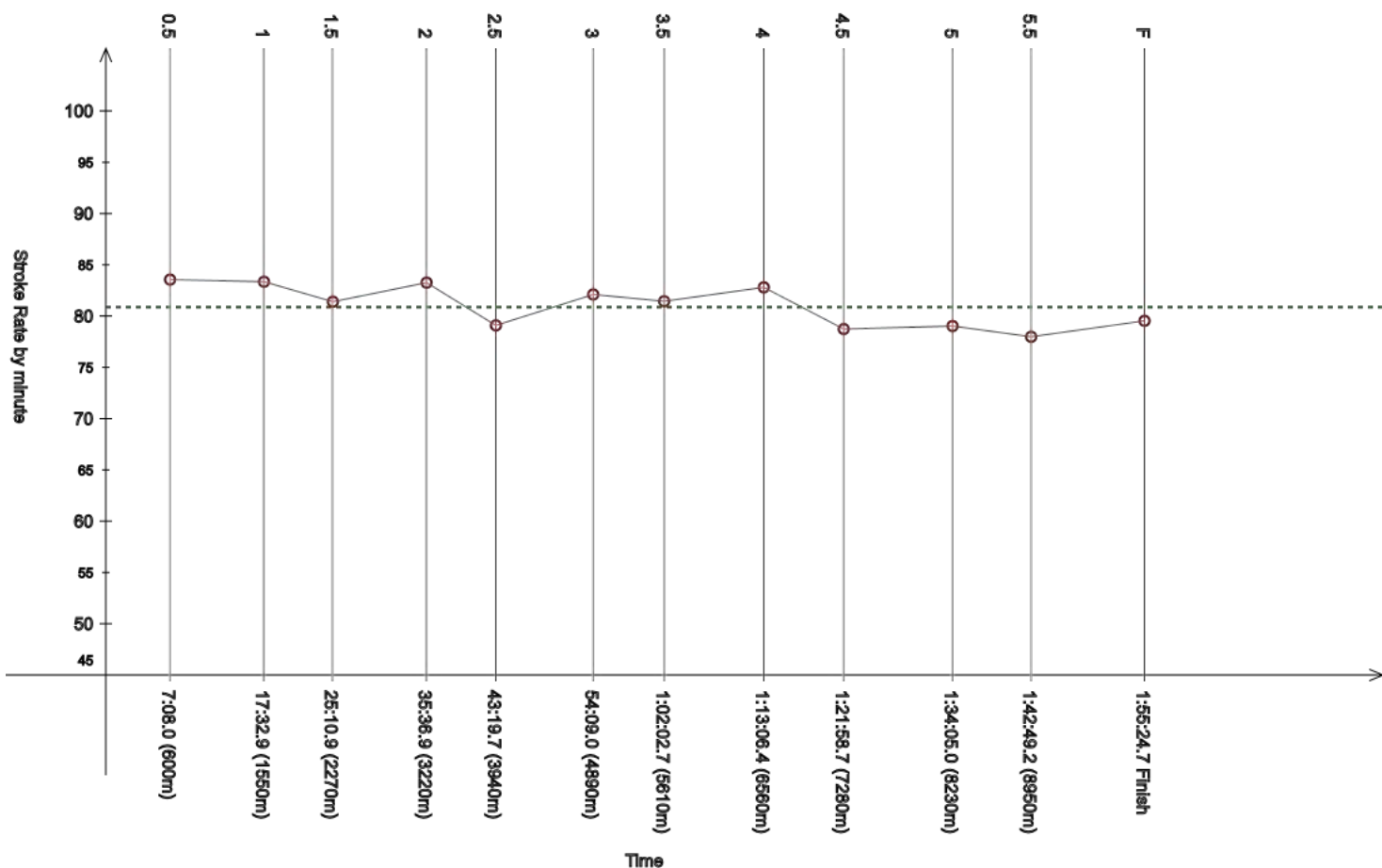
Men's 10km

4 FEB 2024 - 10:30

Race Analysis

Rank	Bib	Name	NAT Code	Finish Time	Gap
59	12	CHERPANOV Lev	KAZ	1:55:24.7	+7:03.5

Lap	Time	Rank	Gap	SPM	Lap	Time	Rank	Gap	SPM	Lap	Time	Rank	Gap	SPM	SPM	STC
0.5	7:08.0	(=48)	+19.6	83.6	1	17:32.9	(=17)	+8.5	83.4	1.5	25:10.9	(23)	+13.3	81.4		
						10:24.9					7:38.0					
2	35:36.9	(23)	+12.6	83.3	2.5	43:19.7	(=24)	+11.8	79.1	3	54:09.0	(44)	+25.9	82.1		
	10:26.0					7:42.8					10:49.3				80.9	9449
3.5	1:02:02.7	(41)	+32.1	81.4	4	1:13:06.4	(45)	++	82.8	4.5	1:21:58.7	(44)	++	78.7		
	7:53.7					11:03.7					8:52.3					
5	1:34:05.0	(=59)	++	79.0	5.5	1:42:49.2	(59)	++	78.0	F	1:55:24.7	(59)	++	79.5		
	12:06.3					8:44.2					12:35.5					



Legend:	---	Stroke Rate Average	+	Gap or time behind
	++	One minute or more behind in split time	F	Finish
	SPM	Average strokes per minute	STC	Total strokes

Official Timekeeping by OMEGA

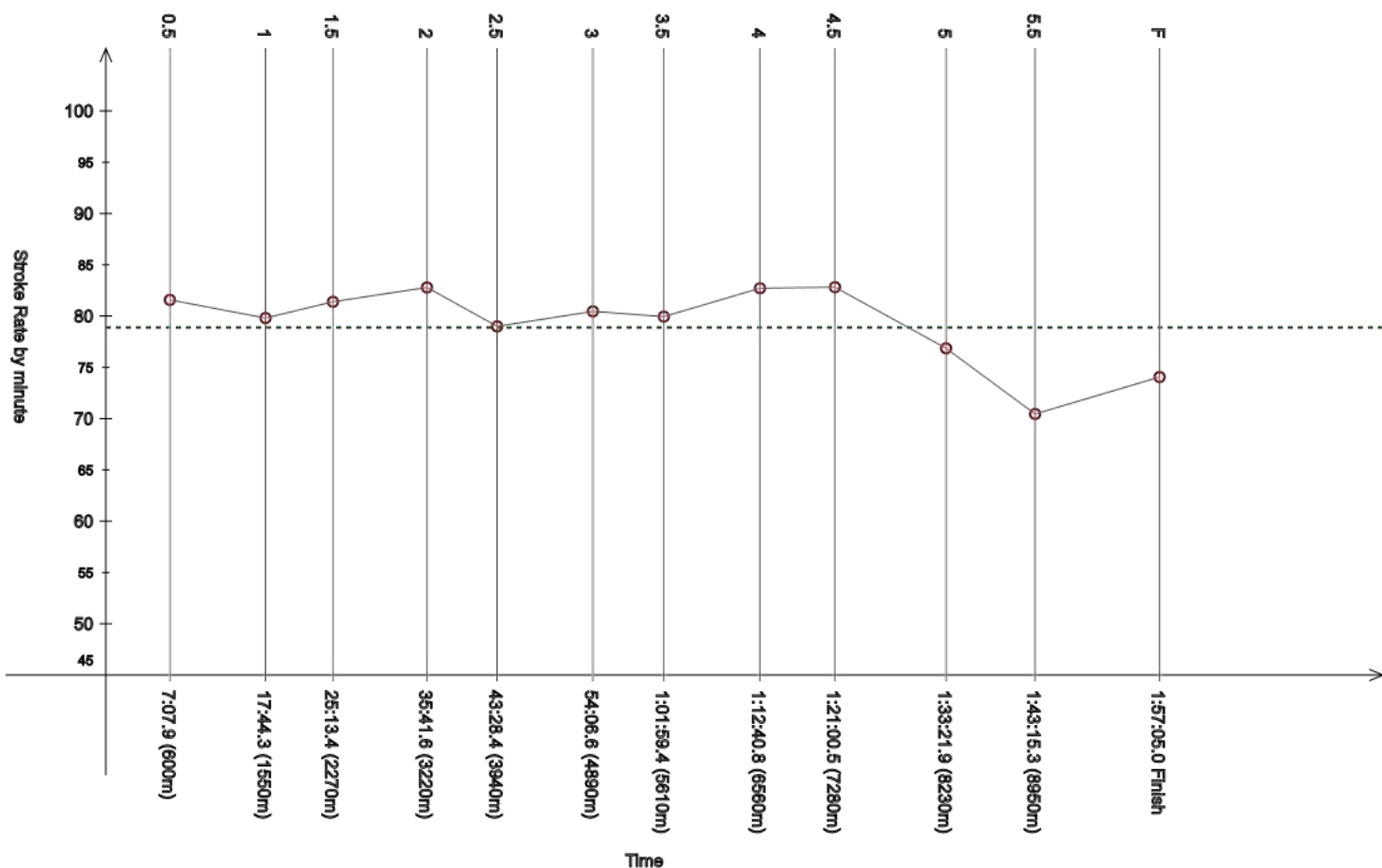
Event 102
4 FEB 2024 - 10:30

Men's 10km

Race Analysis

Rank	Bib	Name				NAT Code				Finish Time	Gap
60	35	DELGADILLO Daniel				MEX				1:57:05.0	+8:43.8

Lap	Time	Rank	Gap	SPM	Lap	Time	Rank	Gap	SPM	Lap	Time	Rank	Gap	SPM	SPM	STC
0.5	7:07.9	(47)	+19.5	81.6	1	17:44.3	(46)	+19.9	79.8	1.5	25:13.4	(29)	+15.8	81.4		
						10:36.4					7:29.1					
2	35:41.6	(35)	+17.3	82.8	2.5	43:28.4	(=39)	+20.5	79.0	3	54:06.6	(43)	+23.5	80.5		
						7:46.8					10:38.2				78.9	9266
3.5	1:01:59.4	(39)	+28.8	80.0	4	1:12:40.8	(40)	+39.3	82.7	4.5	1:21:00.5	(41)	++	82.8		
						10:41.4					8:19.7					
5	1:33:21.9	(44)	++	76.9	5.5	1:43:15.3	(60)	++	70.5	F	1:57:05.0	(60)	++	74.1		
						9:53.4					13:49.7					



Legend:	---	Stroke Rate Average	+	Gap or time behind
	++	One minute or more behind in split time	F	Finish
	SPM	Average strokes per minute	STC	Total strokes

Official Timekeeping by OMEGA

Event 102

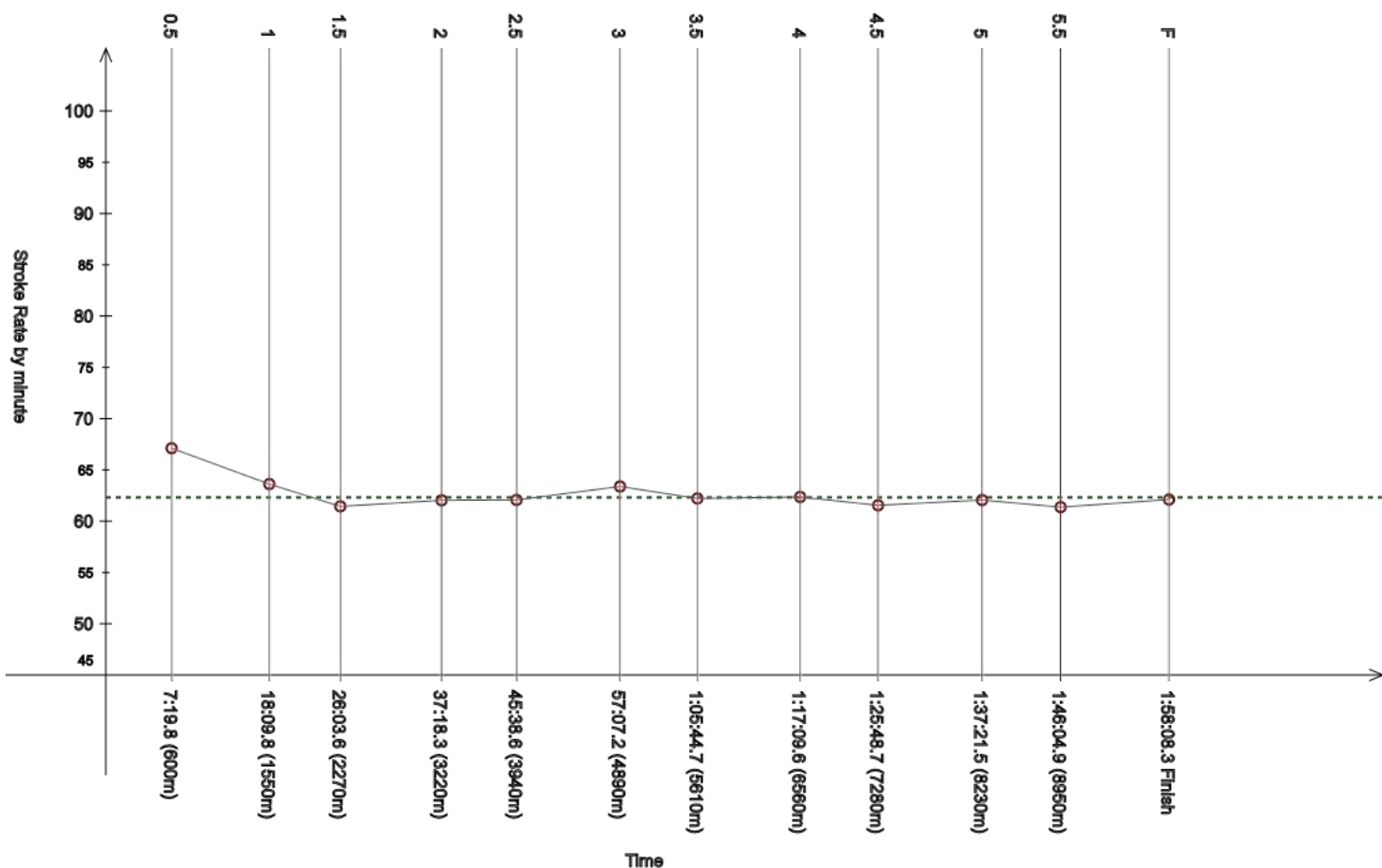
Men's 10km

4 FEB 2024 - 10:30

Race Analysis

Rank	Bib	Name	NAT Code	Finish Time	Gap
61	26	MOGIC Marin	CRO	1:58:08.3	+9:47.1

Lap	Time	Rank	Gap	SPM	Lap	Time	Rank	Gap	SPM	Lap	Time	Rank	Gap	SPM	SPM	STC
0.5	7:19.8	(=66)	+31.4	67.1	1	18:09.8	(70)	+45.4	63.6	1.5	26:03.6	(66)	++	61.4		
						10:50.0					7:53.8					
2	37:18.3	(67)	++	62.0	2.5	45:38.6	(66)	++	62.1	3	57:07.2	(65)	++	63.4		
	11:14.7					8:20.3					11:28.6				62.3	7381
3.5	1:05:44.7	(62)	++	62.2	4	1:17:09.6	(64)	++	62.4	4.5	1:25:48.7	(62)	++	61.6		
	8:37.5					11:24.9					8:39.1					
5	1:37:21.5	(63)	++	62.1	5.5	1:46:04.9	(61)	++	61.4	F	1:58:08.3	(61)	++	62.1		
	11:32.8					8:43.4					12:03.4					



Legend:	---	Stroke Rate Average	+	Gap or time behind
	++	One minute or more behind in split time	F	Finish
	SPM	Average strokes per minute	STC	Total strokes

Official Timekeeping by OMEGA



Event 102

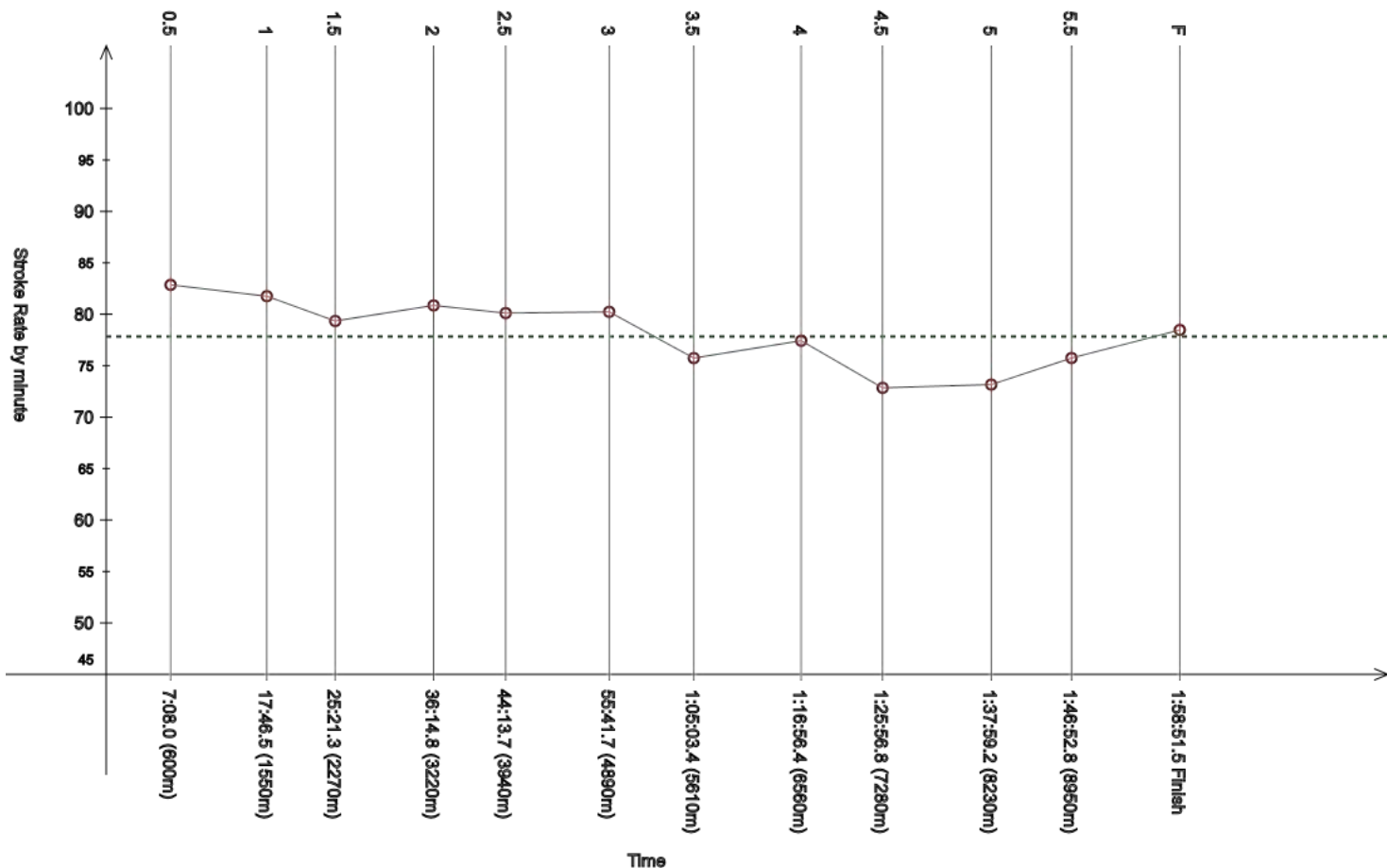
Men's 10km

4 FEB 2024 - 10:30

Race Analysis

Rank	Bib	Name	NAT Code	Finish Time	Gap
62	20	DULIEU Diego	HON	1:58:51.5	+10:30.3

Lap	Time	Rank	Gap	SPM	Lap	Time	Rank	Gap	SPM	Lap	Time	Rank	Gap	SPM	SPM	STC
0.5	7:08.0	(=48)	+19.6	82.9	1	17:46.5	(=52)	+22.1	81.8	1.5	25:21.3	(52)	+23.7	79.3		
						10:38.5					7:34.8					
2	36:14.8	(=63)	+50.5	80.9	2.5	44:13.7	(63)	++	80.1	3	55:41.7	(63)	++	80.2		
						7:58.9					11:28.0				77.8	9297
3.5	1:05:03.4	(61)	++	75.7	4	1:16:56.4	(63)	++	77.4	4.5	1:25:56.8	(63)	++	72.9		
						11:53.0					9:00.4					
5	1:37:59.2	(65)	++	73.2	5.5	1:46:52.8	(63)	++	75.8	F	1:58:51.5	(62)	++	78.5		
						8:53.6					11:58.7					



Legend:	
---	Stroke Rate Average
++	One minute or more behind in split time
SPM	Average strokes per minute
+	Gap or time behind
F	Finish
STC	Total strokes

Official Timekeeping by OMEGA

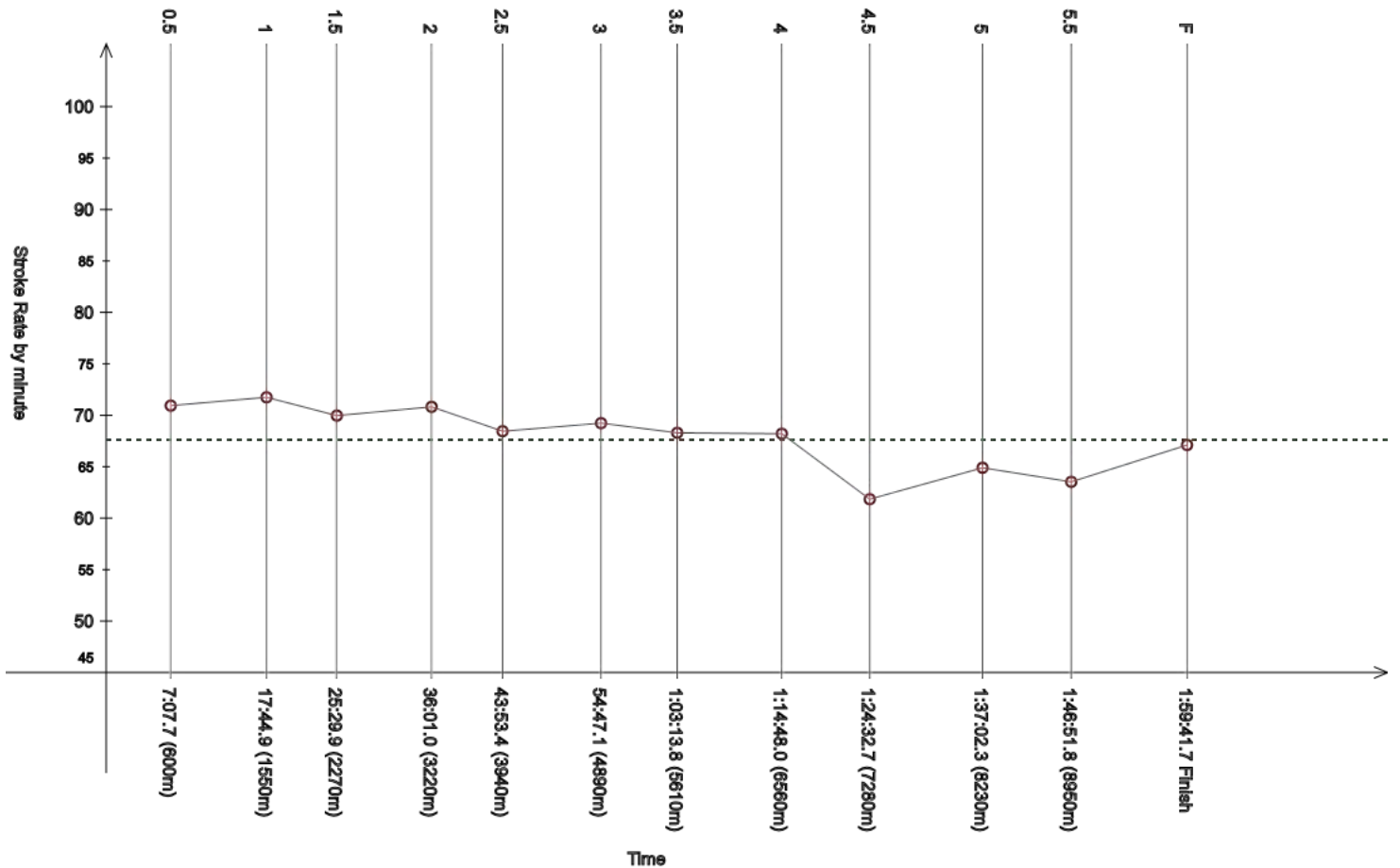
Event 102
4 FEB 2024 - 10:30

Men's 10km

Race Analysis

Rank	Bib	Name	NAT Code	Finish Time	Gap
63	71	LIU Peixin	CHN	1:59:41.7	+11:20.5

Lap	Time	Rank	Gap	SPM	Lap	Time	Rank	Gap	SPM	Lap	Time	Rank	Gap	SPM	SPM	STC
0.5	7:07.7	(46)	+19.3	70.9	1	17:44.9	(48)	+20.5	71.8	1.5	25:29.9	(61)	+32.3	70.0		
						10:37.2					7:45.0					
2	36:01.0	(55)	+36.7	70.8	2.5	43:53.4	(57)	+45.5	68.5	3	54:47.1	(54)	++	69.2		
						10:31.1					10:53.7				67.6	8128
3.5	1:03:13.8	(58)	++	68.3	4	1:14:48.0	(61)	++	68.2	4.5	1:24:32.7	(60)	++	61.8		
						8:26.7					9:44.7					
5	1:37:02.3	(62)	++	64.9	5.5	1:46:51.8	(62)	++	63.5	F	1:59:41.7	(63)	++	67.1		
						12:29.6					12:49.9					



Legend:	
---	Stroke Rate Average
++	One minute or more behind in split time
SPM	Average strokes per minute
+	Gap or time behind
F	Finish
STC	Total strokes

Official Timekeeping by OMEGA

Event 102

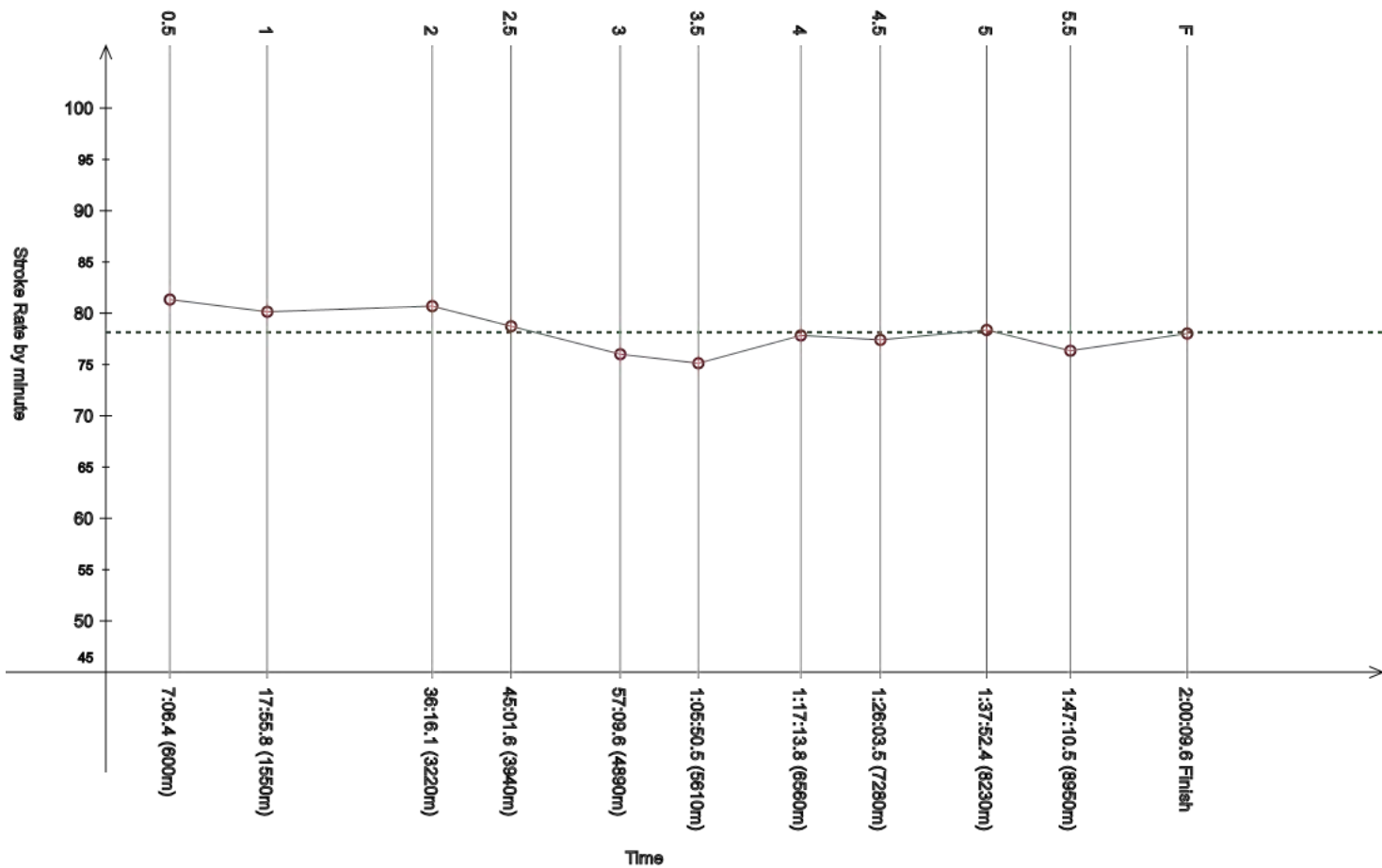
Men's 10km

4 FEB 2024 - 10:30

Race Analysis

Rank	Bib	Name	NAT Code	Finish Time	Gap
64	14	ROJAS Jeison	CRC	2:00:09.6	+11:48.4

Lap	Time	Rank	Gap	SPM	Lap	Time	Rank	Gap	SPM	Lap	Time	Rank	Gap	SPM	SPM	STC
0.5	7:06.4	(40)	+18.0	81.3	1	17:55.8	(64)	+31.4	80.1	1.5	-	-	-	-		
						10:49.4					-					
2	36:16.1	(65)	+51.8	80.7	2.5	45:01.6	(65)	++	78.7	3	57:09.6	(66)	++	76.0		
						8:45.5					12:08.0				78.1	9443
3.5	1:05:50.5	(63)	++	75.1	4	1:17:13.8	(65)	++	77.8	4.5	1:26:03.5	(64)	++	77.4		
						11:23.3					8:49.7					
5	1:37:52.4	(64)	++	78.4	5.5	1:47:10.5	(65)	++	76.3	F	2:00:09.6	(64)	++	78.0		
						9:18.1					12:59.1					



Legend:			
-	Information not available	----	Stroke Rate Average
+	Gap or time behind	++	One minute or more behind in split time
F	Finish	SPM	Average strokes per minute
STC	Total strokes		

Official Timekeeping by OMEGA

Event 102

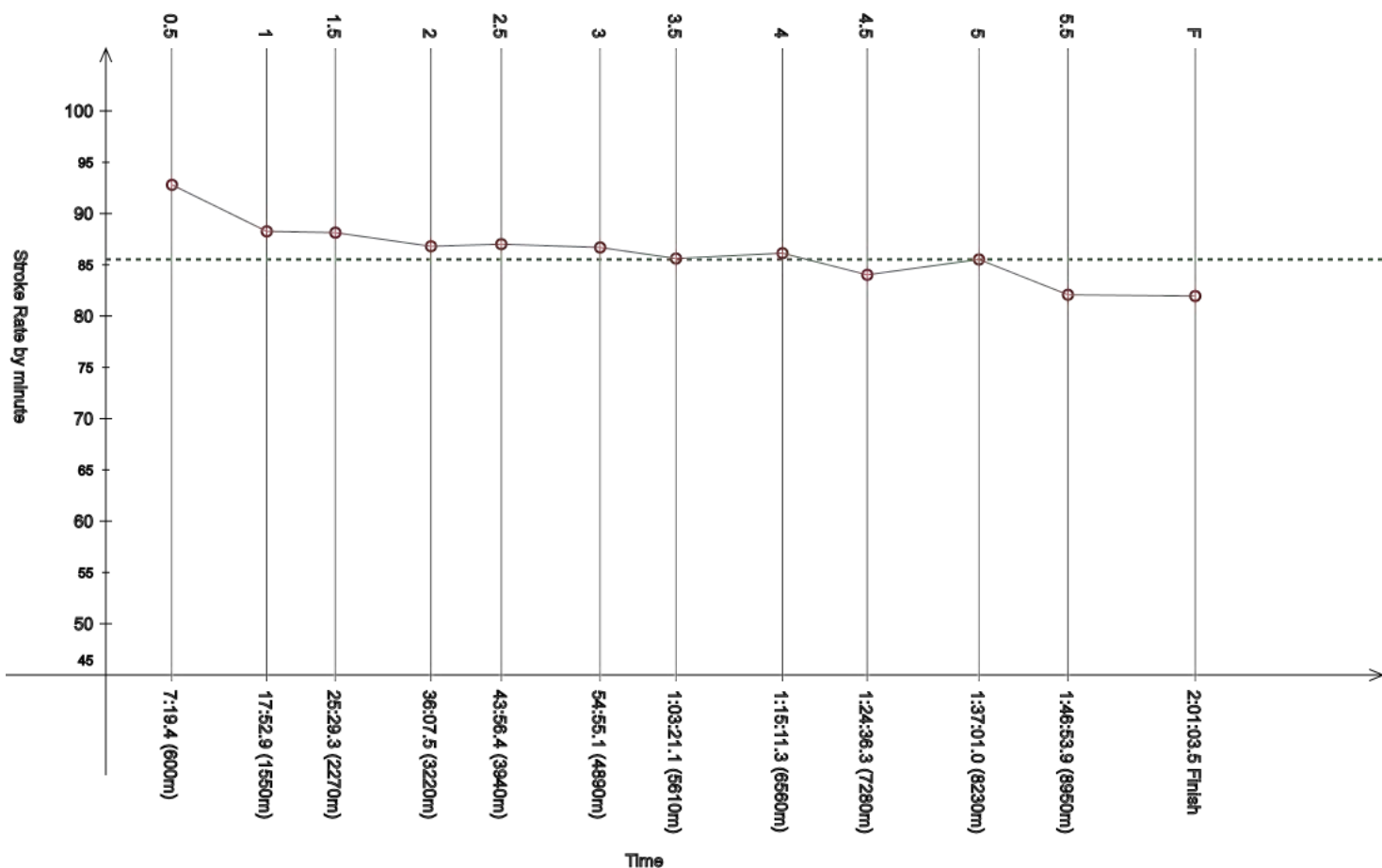
Men's 10km

4 FEB 2024 - 10:30

Race Analysis

Rank	Bib	Name	NAT Code	Finish Time	Gap
65	49	PACCOT Maximiliano	URU	2:01:03.5	+12:42.3

Lap	Time	Rank	Gap	SPM	Lap	Time	Rank	Gap	SPM	Lap	Time	Rank	Gap	SPM	SPM	STC
0.5	7:19.4	(64)	+31.0	92.8	1	17:52.9	(62)	+28.5	88.3	1.5	25:29.3	(59)	+31.7	88.1		
						10:33.5					7:36.4					
2	36:07.5	(60)	+43.2	86.8	2.5	43:56.4	(59)	+48.5	87.0	3	54:55.1	(61)	++	86.7		
						7:48.9					10:58.7				85.5	10405
3.5	1:03:21.1	(59)	++	85.6	4	1:15:11.3	(62)	++	86.1	4.5	1:24:36.3	(61)	++	84.0		
						8:26.0					9:25.0					
5	1:37:01.0	(61)	++	85.5	5.5	1:46:53.9	(64)	++	82.1	F	2:01:03.5	(65)	++	82.0		
						12:24.7					14:09.6					



Legend:			
---	Stroke Rate Average	+	Gap or time behind
++	One minute or more behind in split time	F	Finish
SPM	Average strokes per minute	STC	Total strokes

Official Timekeeping by OMEGA

Event 102

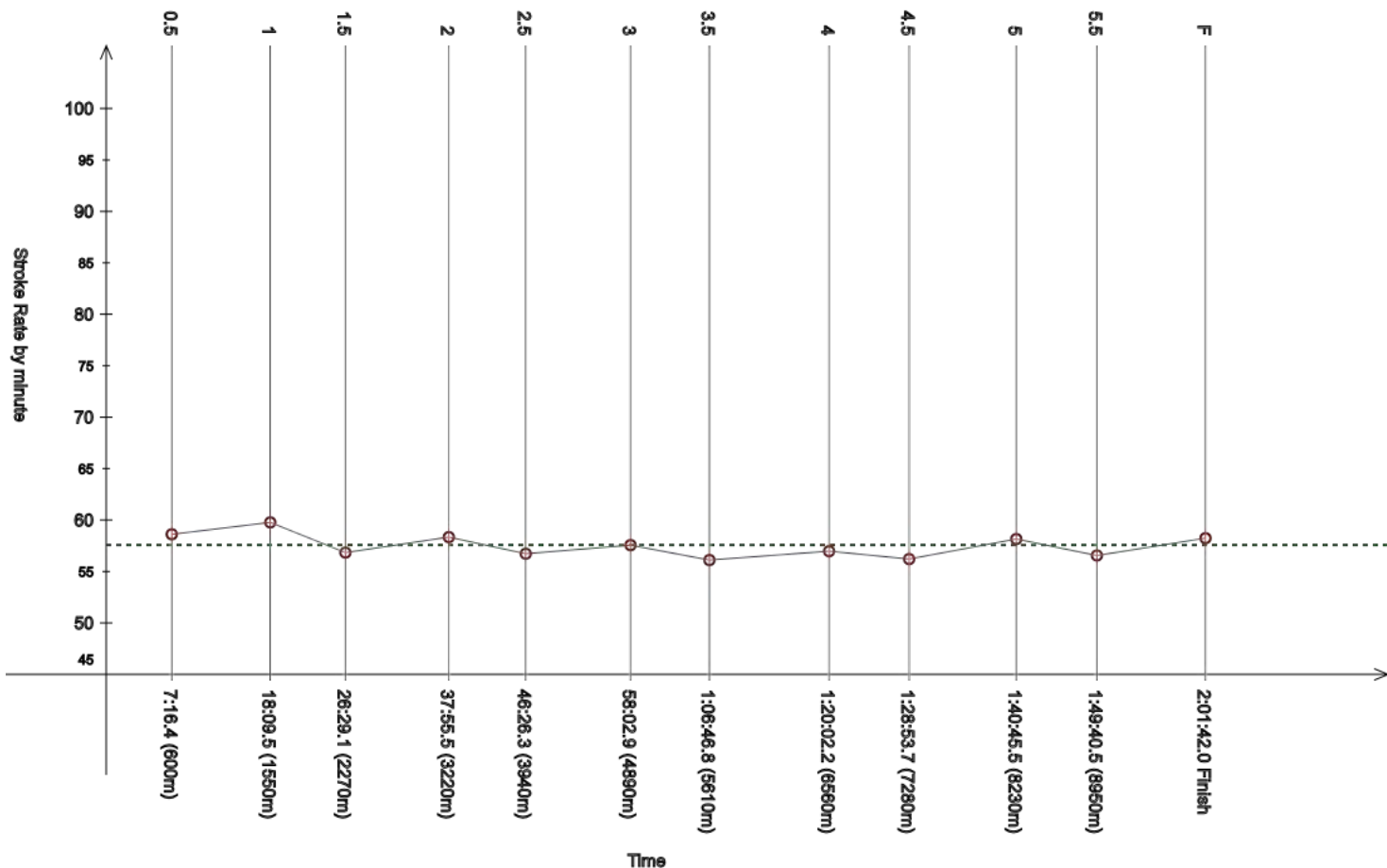
Men's 10km

4 FEB 2024 - 10:30

Race Analysis

Rank	Bib	Name	NAT Code	Finish Time	Gap
66	51	SINGH Anurag	IND	2:01:42.0	+13:20.8

Lap	Time	Rank	Gap	SPM	Lap	Time	Rank	Gap	SPM	Lap	Time	Rank	Gap	SPM	SPM	STC
0.5	7:16.4	(61)	+28.0	58.6	1	18:09.5	(69)	+45.1	59.8	1.5	26:29.1	(70)	++	56.8		
						10:53.1					8:19.6					
2	37:55.5	(68)	++	58.3	2.5	46:26.3	(68)	++	56.7	3	58:02.9	(67)	++	57.6		
	11:26.4					8:30.8					11:36.6				57.6	7083
3.5	1:06:46.8	(64)	++	56.1	4	1:20:02.2	(68)	++	57.0	4.5	1:28:53.7	(67)	++	56.2		
	8:43.9					13:15.4					8:51.5					
5	1:40:45.5	(68)	++	58.2	5.5	1:49:40.5	(68)	++	56.6	F	2:01:42.0	(66)	++	58.2		
	11:51.8					8:55.0					12:01.5					



Legend:			
---	Stroke Rate Average	+	Gap or time behind
++	One minute or more behind in split time	F	Finish
SPM	Average strokes per minute	STC	Total strokes

Official Timekeeping by OMEGA

Event 102

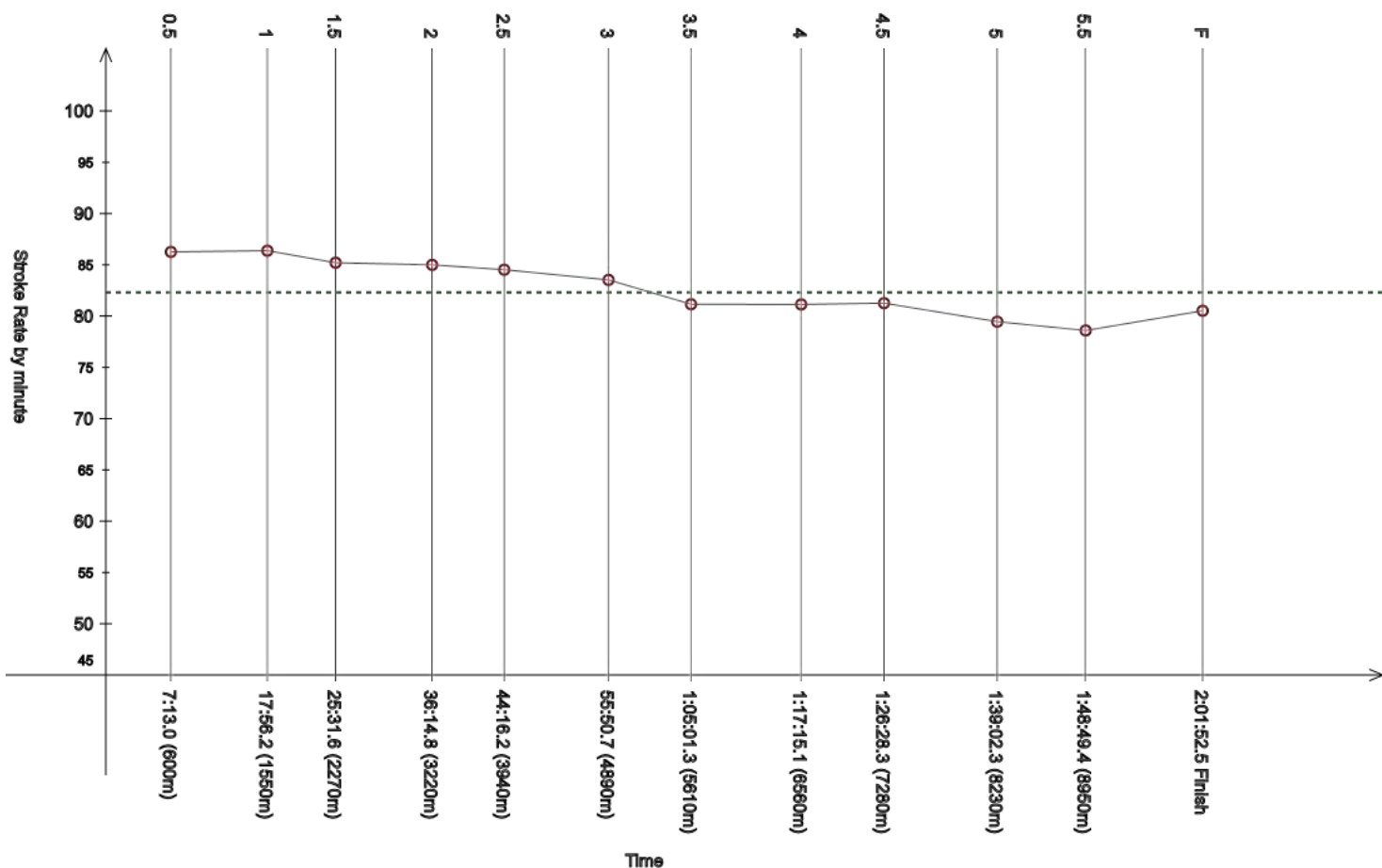
Men's 10km

4 FEB 2024 - 10:30

Race Analysis

Rank	Bib	Name	NAT Code	Finish Time	Gap
67	27	BRUNO Jamarr Andre	PUR	2:01:52.5	+13:31.3

Lap	Time	Rank	Gap	SPM	Lap	Time	Rank	Gap	SPM	Lap	Time	Rank	Gap	SPM	SPM	STC
0.5	7:13.0	(=58)	+24.6	86.3	1	17:56.2	(65)	+31.8	86.4	1.5	25:31.6	(62)	+34.0	85.2		
						10:43.2					7:35.4					
2	36:14.8	(=63)	+50.5	85.0	2.5	44:16.2	(64)	++	84.5	3	55:50.7	(64)	++	83.5		
						8:01.4					11:34.5				82.3	10087
3.5	1:05:01.3	(60)	++	81.2	4	1:17:15.1	(66)	++	81.1	4.5	1:26:28.3	(65)	++	81.3		
						12:13.8					9:13.2					
5	1:39:02.3	(66)	++	79.5	5.5	1:48:49.4	(66)	++	78.6	F	2:01:52.5	(67)	++	80.5		
						9:47.1					13:03.1					



Legend:			
---	Stroke Rate Average	+	Gap or time behind
++	One minute or more behind in split time	F	Finish
SPM	Average strokes per minute	STC	Total strokes

Official Timekeeping by OMEGA



Event 102

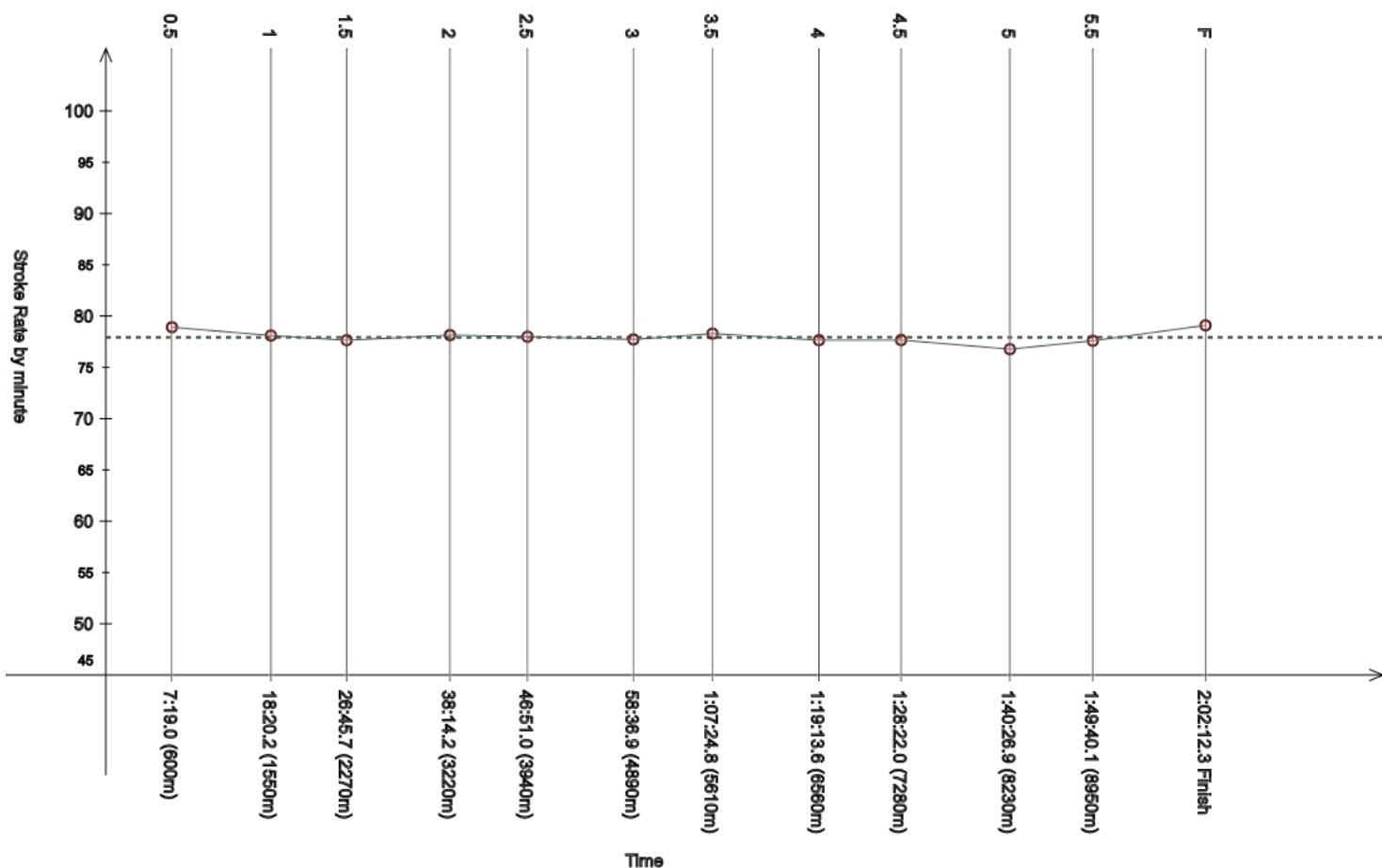
Men's 10km

4 FEB 2024 - 10:30

Race Analysis

Rank	Bib	Name	NAT Code	Finish Time	Gap
68	5	SIN Chin Ting Keith	HKG	2:02:12.3	+13:51.1

Lap	Time	Rank	Gap	SPM	Lap	Time	Rank	Gap	SPM	Lap	Time	Rank	Gap	SPM	SPM	STC
0.5	7:19.0	(63)	+30.6	78.9	1	18:20.2	(72)	+55.8	78.1	1.5	26:45.7	(71)	++	77.6		
						11:01.2					8:25.5					
2	38:14.2	(70)	++	78.1	2.5	46:51.0	(70)	++	78.0	3	58:36.9	(69)	++	77.7		
						8:36.8					11:45.9				77.9	9556
3.5	1:07:24.8	(65)	++	78.3	4	1:19:13.6	(67)	++	77.7	4.5	1:28:22.0	(66)	++	77.7		
						11:48.8					9:08.4					
5	1:40:26.9	(67)	++	76.8	5.5	1:49:40.1	(67)	++	77.6	F	2:02:12.3	(68)	++	79.1		
						9:13.2					12:32.2					



Legend:	---	Stroke Rate Average	+	Gap or time behind
	++	One minute or more behind in split time	F	Finish
	SPM	Average strokes per minute	STC	Total strokes

Official Timekeeping by OMEGA



Event 102

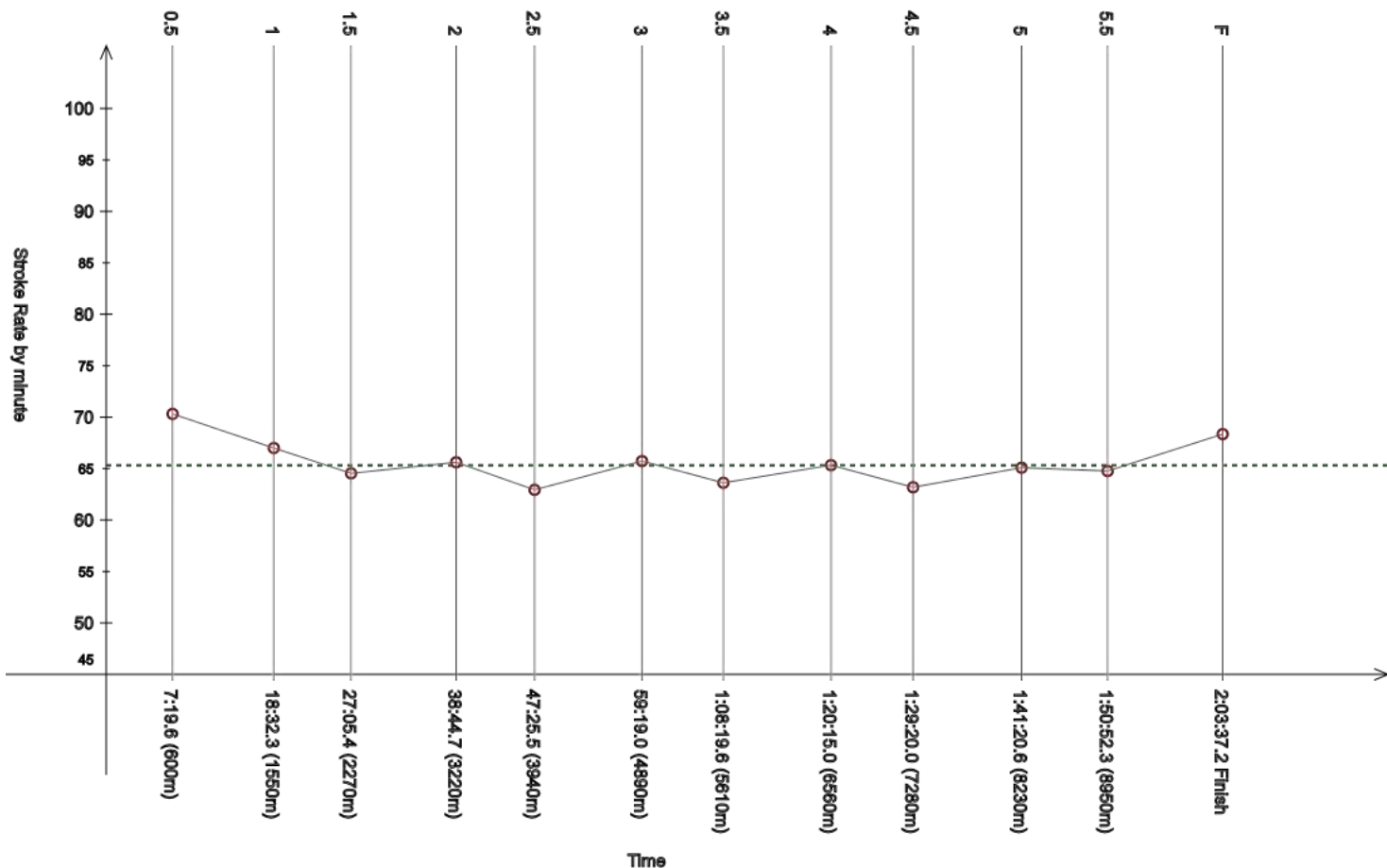
Men's 10km

4 FEB 2024 - 10:30

Race Analysis

Rank	Bib	Name	NAT Code	Finish Time	Gap
69	2	ANDROSSOV Daniil	KAZ	2:03:37.2	+15:16.0

Lap	Time	Rank	Gap	SPM	Lap	Time	Rank	Gap	SPM	Lap	Time	Rank	Gap	SPM	SPM	STC
0.5	7:19.6	(65)	+31.2	70.3	1	18:32.3	(74)	++	67.0	1.5	27:05.4	(73)	++	64.5		
						11:12.7					8:33.1					
2	38:44.7	(73)	++	65.6	2.5	47:25.5	(72)	++	62.9	3	59:19.0	(72)	++	65.7		
						8:40.8					11:53.5				65.3	8123
3.5	1:08:19.6	(69)	++	63.6	4	1:20:15.0	(70)	++	65.3	4.5	1:29:20.0	(68)	++	63.2		
						11:55.4					9:05.0					
5	1:41:20.6	(69)	++	65.1	5.5	1:50:52.3	(69)	++	64.8	F	2:03:37.2	(69)	++	68.4		
						9:31.7					12:44.9					



Legend:			
---	Stroke Rate Average	+	Gap or time behind
++	One minute or more behind in split time	F	Finish
SPM	Average strokes per minute	STC	Total strokes

Official Timekeeping by OMEGA

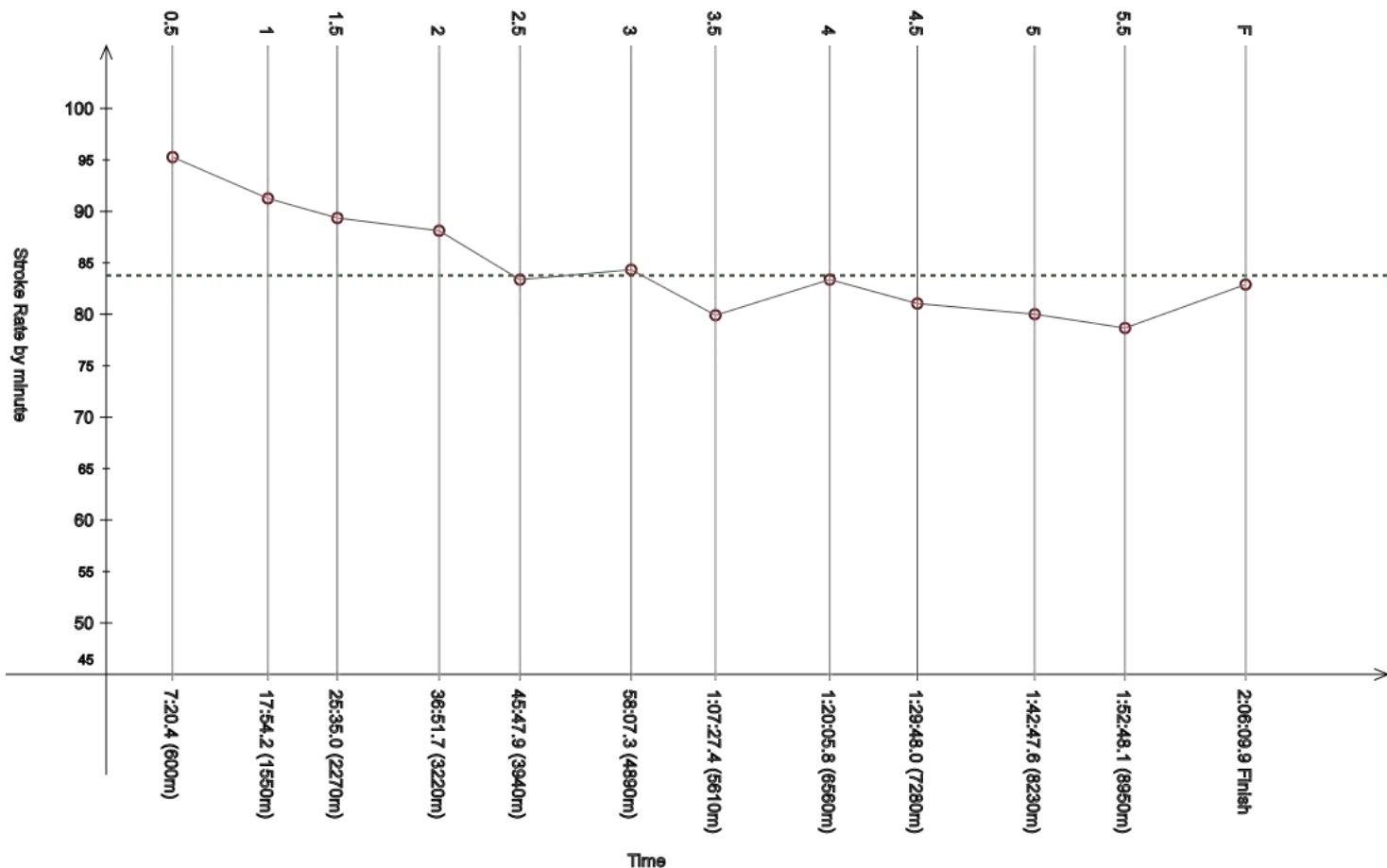
Event 102
4 FEB 2024 - 10:30

Men's 10km

Race Analysis

Rank	Bib	Name	NAT Code	Finish Time	Gap
70	10	VERA Diego	VEN	2:06:09.9	+17:48.7

Lap	Time	Rank	Gap	SPM	Lap	Time	Rank	Gap	SPM	Lap	Time	Rank	Gap	SPM	SPM	STC
0.5	7:20.4	(69)	+32.0	95.3	1	17:54.2	(63)	+29.8	91.3	1.5	25:35.0	(64)	+37.4	89.4		
						10:33.8					7:40.8					
2	36:51.7	(66)	++	88.1	2.5	45:47.9	(67)	++	83.4	3	58:07.3	(68)	++	84.3		
	11:16.7					8:56.2					12:19.4				83.8	10636
3.5	1:07:27.4	(66)	++	79.9	4	1:20:05.8	(69)	++	83.4	4.5	1:29:48.0	(69)	++	81.0		
	9:20.1					12:38.4					9:42.2					
5	1:42:47.6	(70)	++	80.0	5.5	1:52:48.1	(70)	++	78.7	F	2:06:09.9	(70)	++	82.9		
	12:59.6					10:00.5					13:21.8					



Legend:	---	Stroke Rate Average	+	Gap or time behind
	++	One minute or more behind in split time	F	Finish
	SPM	Average strokes per minute	STC	Total strokes

Official Timekeeping by OMEGA

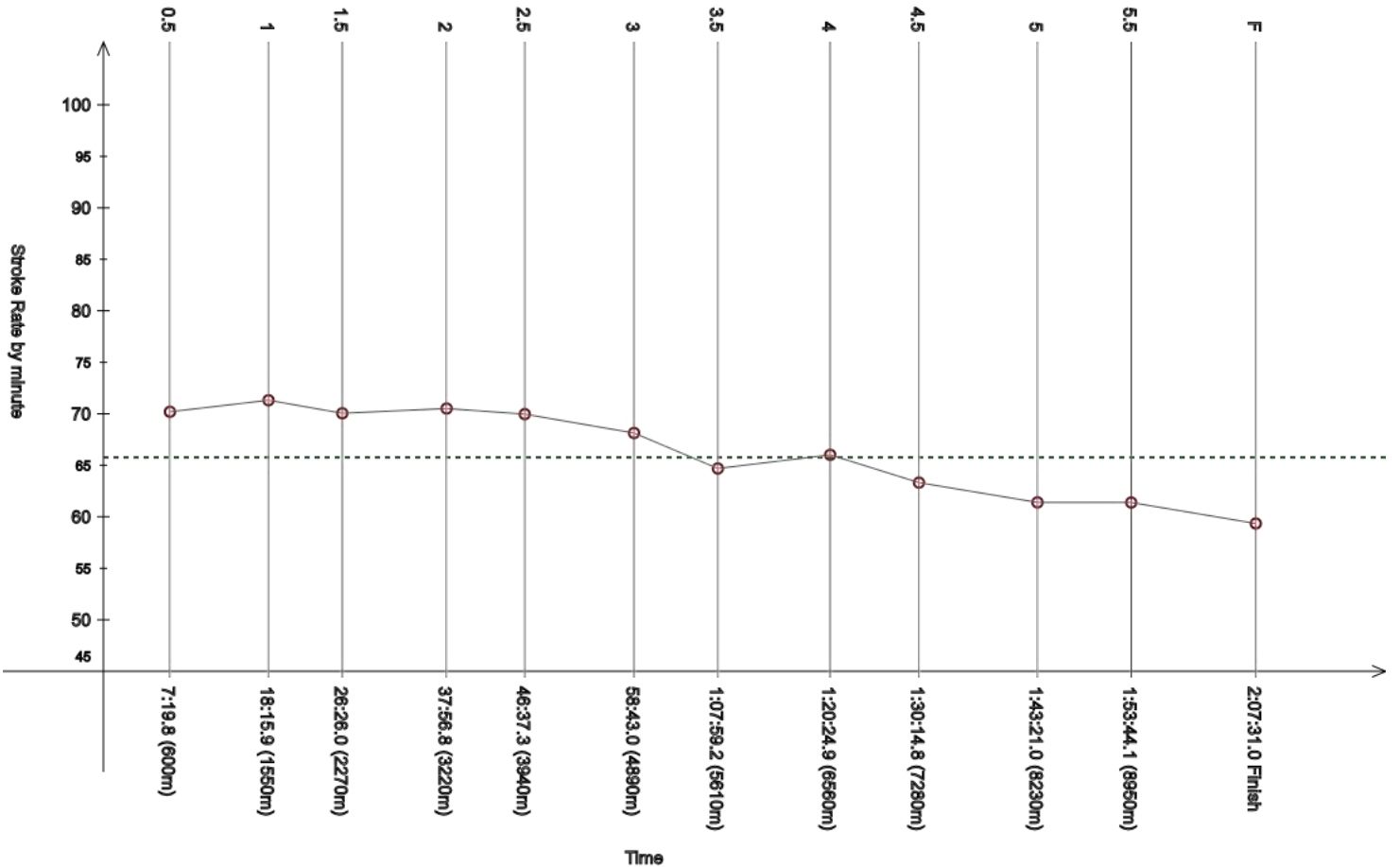
Event 102
4 FEB 2024 - 10:30

Men's 10km

Race Analysis

Rank	Bib	Name	NAT Code	Finish Time	Gap
71	64	EL FALLAKI Ilias	MAR	2:07:31.0	+19:09.8

Lap	Time	Rank	Gap	SPM	Lap	Time	Rank	Gap	SPM	Lap	Time	Rank	Gap	SPM	SPM	STC
0.5	7:19.8	(=66)	+31.4	70.2	1	18:15.9	(71)	+51.5	71.3	1.5	26:26.0	(69)	++	70.1		
						10:56.1					8:10.1					
2	37:56.8	(69)	++	70.5	2.5	46:37.3	(69)	++	70.0	3	58:43.0	(71)	++	68.1		
						8:40.5					12:05.7				65.8	8446
3.5	1:07:59.2	(67)	++	64.7	4	1:20:24.9	(71)	++	66.0	4.5	1:30:14.8	(70)	++	63.3		
						12:25.7					9:49.9					
5	1:43:21.0	(72)	++	61.4	5.5	1:53:44.1	(71)	++	61.4	F	2:07:31.0	(71)	++	59.4		
						10:23.1					13:46.9					



Legend:	---	Stroke Rate Average	+	Gap or time behind
	++	One minute or more behind in split time	F	Finish
	SPM	Average strokes per minute	STC	Total strokes

Official Timekeeping by OMEGA

Event 102

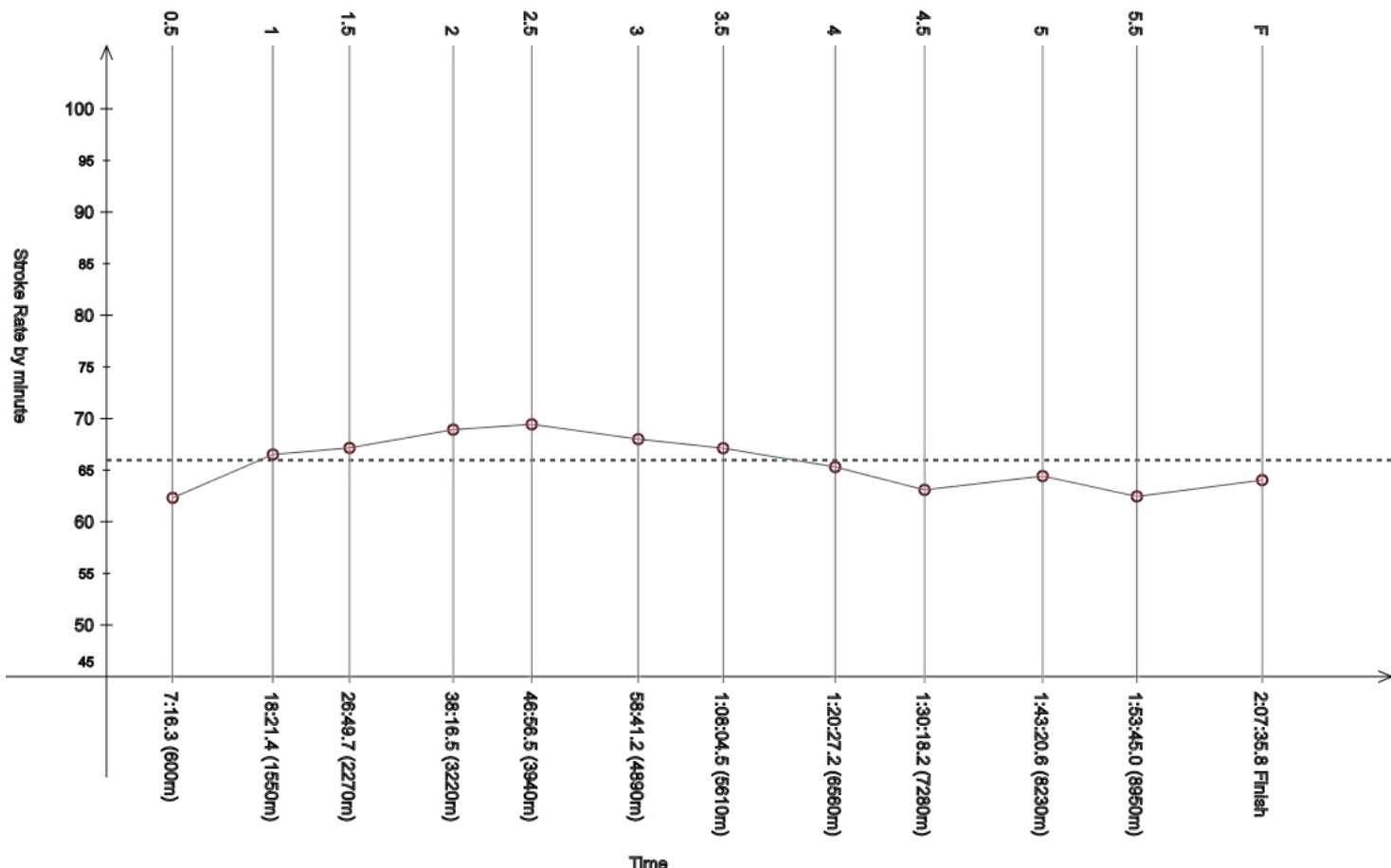
4 FEB 2024 - 10:30

Men's 10km

Race Analysis

Rank	Bib	Name	NAT Code	Finish Time	Gap
72	32	CHO Pei-Chi	TPE	2:07:35.8	+19:14.6

Lap	Time	Rank	Gap	SPM	Lap	Time	Rank	Gap	SPM	Lap	Time	Rank	Gap	SPM	SPM	STC
0.5	7:16.3	(60)	+27.9	62.3	1	18:21.4	(73)	+57.0	66.5	1.5	26:49.7	(72)	++	67.2		
						11:05.1					8:28.3					
2	38:16.5	(71)	++	68.9	2.5	46:56.5	(71)	++	69.4	3	58:41.2	(70)	++	68.0		
						8:40.0					11:44.7				66.0	8435
3.5	1:08:04.5	(68)	++	67.1	4	1:20:27.2	(72)	++	65.3	4.5	1:30:18.2	(71)	++	63.1		
						12:22.7					9:51.0					
5	1:43:20.6	(71)	++	64.4	5.5	1:53:45.0	(72)	++	62.5	F	2:07:35.8	(72)	++	64.0		
						10:24.4					13:50.8					



Legend:			
---	Stroke Rate Average	+	Gap or time behind
++	One minute or more behind in split time	F	Finish
SPM	Average strokes per minute	STC	Total strokes

Official Timekeeping by OMEGA

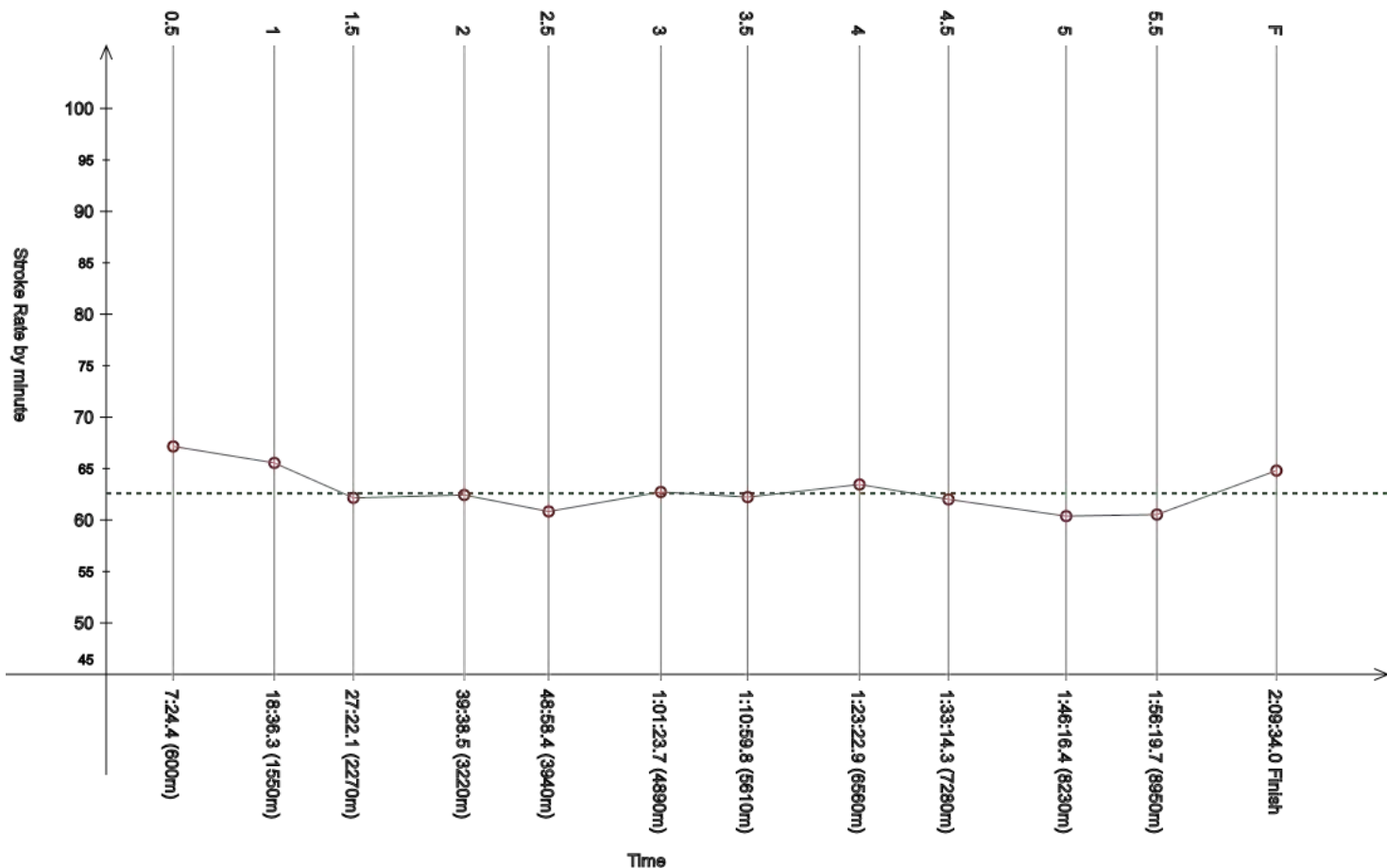
Event 102
4 FEB 2024 - 10:30

Men's 10km

Race Analysis

Rank	Bib	Name	NAT Code	Finish Time	Gap
73	19	WONGCHAROEN Navaphat	THA	2:09:34.0	+21:12.8

Lap	Time	Rank	Gap	SPM	Lap	Time	Rank	Gap	SPM	Lap	Time	Rank	Gap	SPM	SPM	STC
0.5	7:24.4	(=74)	+36.0	67.2	1	18:36.3	(75)	++	65.6	1.5	27:22.1	(74)	++	62.2		
											8:45.8					
2	39:38.5	(76)	++	62.4	2.5	48:58.4	(75)	++	60.8	3	1:01:23.7	(74)	++	62.7		
											12:25.3				62.6	8149
3.5	1:10:59.8	(72)	++	62.2	4	1:23:22.9	(73)	++	63.5	4.5	1:33:14.3	(72)	++	62.0		
											9:51.4					
5	1:46:16.4	(74)	++	60.4	5.5	1:56:19.7	(73)	++	60.5	F	2:09:34.0	(73)	++	64.8		
											13:14.3					



Legend:			
---	Stroke Rate Average	+	Gap or time behind
++	One minute or more behind in split time	F	Finish
SPM	Average strokes per minute	STC	Total strokes

Official Timekeeping by OMEGA

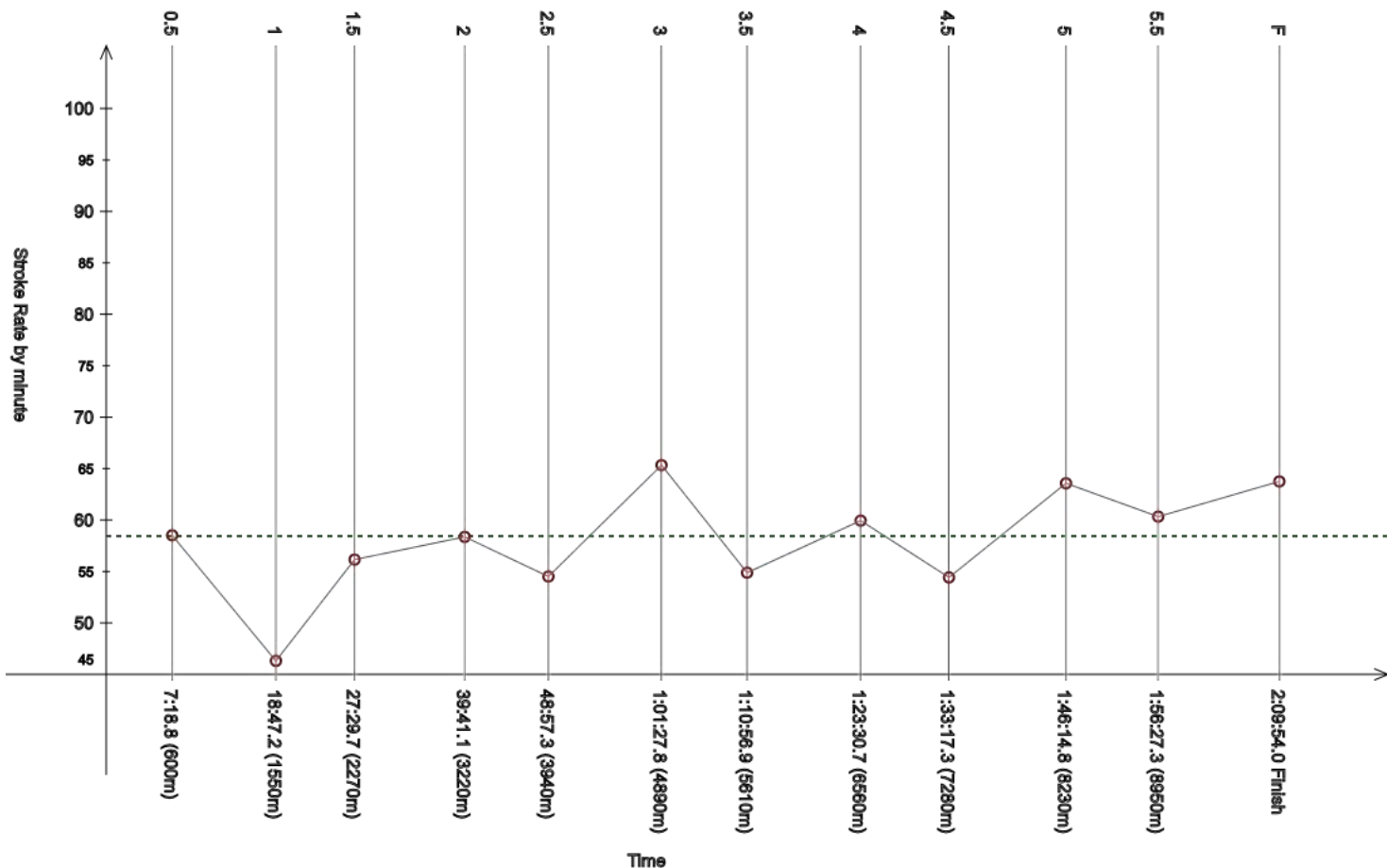
Event 102
4 FEB 2024 - 10:30

Men's 10km

Race Analysis

Rank	Bib	Name	NAT Code			Finish Time			Gap		
74	45	REYES Santiago	GUA			2:09:54.0			+21:32.8		

Lap	Time	Rank	Gap	SPM	Lap	Time	Rank	Gap	SPM	Lap	Time	Rank	Gap	SPM	SPM	STC
0.5	7:18.8	(62)	+30.4	58.5	1	18:47.2	(77)	++	46.3	1.5	27:29.7	(76)	++	56.2		
						11:28.4					8:42.5					
2	39:41.1	(77)	++	58.4	2.5	48:57.3	(74)	++	54.5	3	1:01:27.8	(75)	++	65.3		
						9:16.2					12:30.5				58.4	7749
3.5	1:10:56.9	(71)	++	54.9	4	1:23:30.7	(74)	++	59.9	4.5	1:33:17.3	(73)	++	54.4		
						12:33.8					9:46.6					
5	1:46:14.8	(73)	++	63.6	5.5	1:56:27.3	(74)	++	60.3	F	2:09:54.0	(74)	++	63.8		
						10:12.5					13:26.7					



Legend:	---	Stroke Rate Average	+	Gap or time behind
	++	One minute or more behind in split time	F	Finish
	SPM	Average strokes per minute	STC	Total strokes

Official Timekeeping by OMEGA

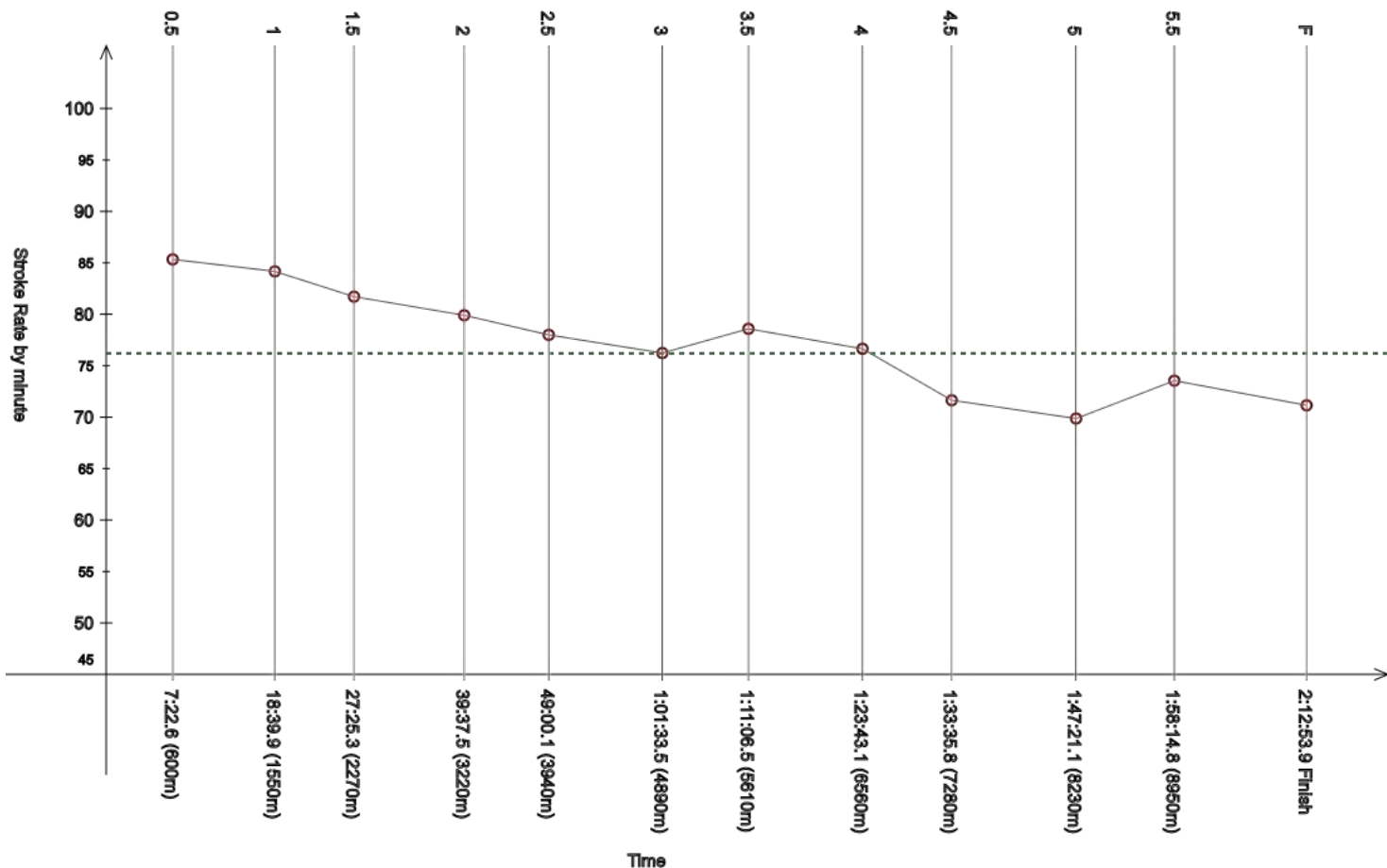
Event 102
4 FEB 2024 - 10:30

Men's 10km

Race Analysis

Rank	Bib	Name	NAT Code			Finish Time	Gap
75	17	de los SANTOS Rayven	DOM			2:12:53.9	+24:32.7

Lap	Time	Rank	Gap	SPM	Lap	Time	Rank	Gap	SPM	Lap	Time	Rank	Gap	SPM	SPM	STC
0.5	7:22.6	(71)	+34.2	85.3	1	18:39.9	(76)	++	84.2	1.5	27:25.3	(75)	++	81.7		
						11:17.3					8:45.4					
2	39:37.5	(75)	++	79.9	2.5	49:00.1	(76)	++	78.0	3	1:01:33.5	(76)	++	76.2		
	12:12.2					9:22.6					12:33.4				76.2	10245
3.5	1:11:06.5	(73)	++	78.6	4	1:23:43.1	(76)	++	76.6	4.5	1:33:35.8	(75)	++	71.6		
	9:33.0					12:36.6					9:52.7					
5	1:47:21.1	(75)	++	69.9	5.5	1:58:14.8	(75)	++	73.6	F	2:12:53.9	(75)	++	71.2		
	13:45.3					10:53.7					14:39.1					



Legend:	---	Stroke Rate Average	+	Gap or time behind
	++	One minute or more behind in split time	F	Finish
	SPM	Average strokes per minute	STC	Total strokes

Official Timekeeping by OMEGA

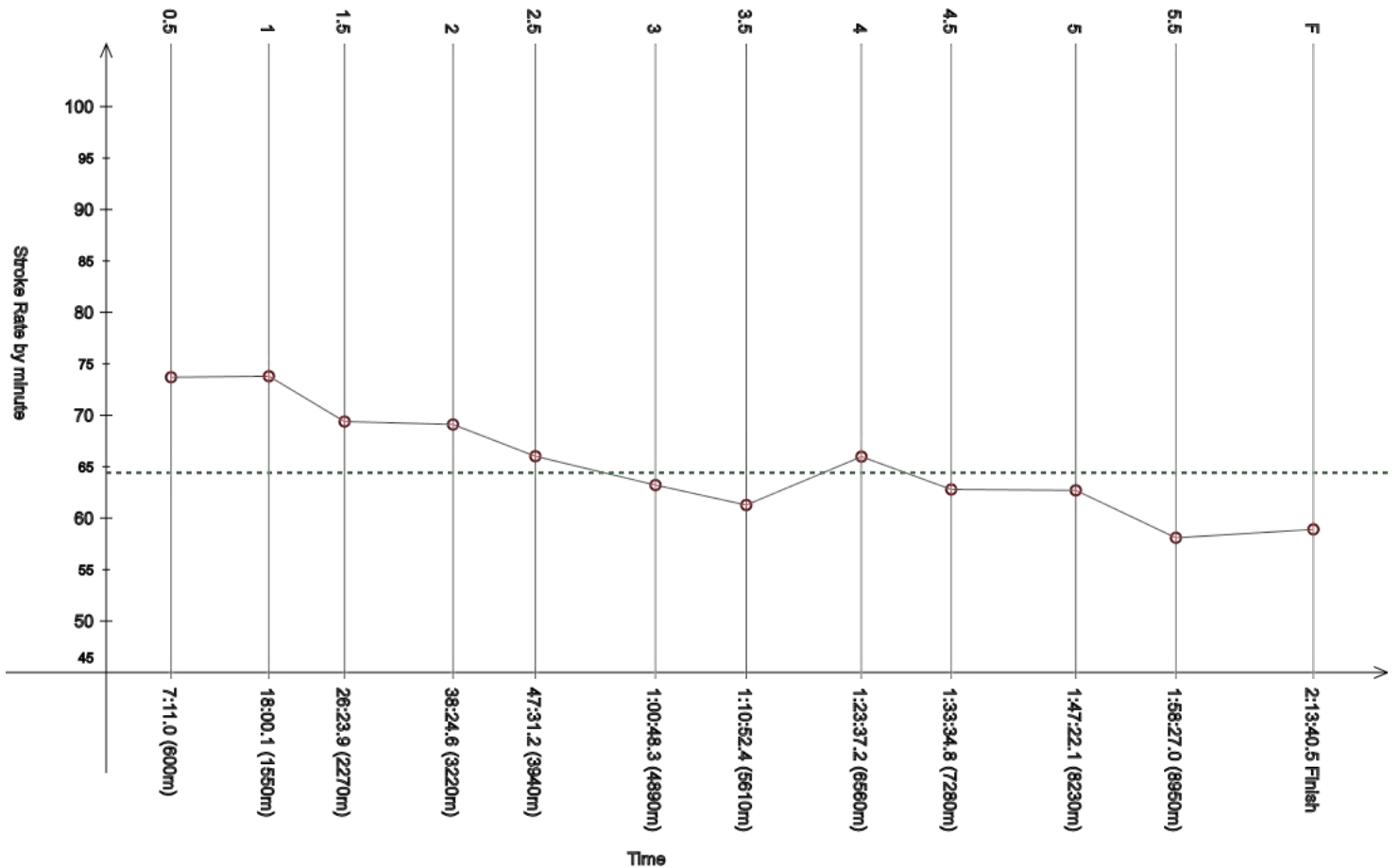
Event 102
4 FEB 2024 - 10:30

Men's 10km

Race Analysis

Rank	Bib	Name	NAT Code	Finish Time	Gap
76	13	NUNEZ BARRERAS Juan Diego	DOM	2:13:40.5	+25:19.3

Lap	Time	Rank	Gap	SPM	Lap	Time	Rank	Gap	SPM	Lap	Time	Rank	Gap	SPM	SPM	STC
0.5	7:11.0	(55)	+22.6	73.7	1	18:00.1	(68)	+35.7	73.8	1.5	26:23.9	(68)	++	69.4		
						10:49.1					8:23.8					
2	38:24.6	(72)	++	69.1	2.5	47:31.2	(73)	++	66.0	3	1:00:48.3	(73)	++	63.2		
	12:00.7					9:06.6					13:17.1				64.4	8740
3.5	1:10:52.4	(70)	++	61.3	4	1:23:37.2	(75)	++	66.0	4.5	1:33:34.8	(74)	++	62.8		
	10:04.1					12:44.8					9:57.6					
5	1:47:22.1	(76)	++	62.7	5.5	1:58:27.0	(76)	++	58.1	F	2:13:40.5	(76)	++	58.9		
	13:47.3					11:04.9					15:13.5					



Legend:	---	Stroke Rate Average	+	Gap or time behind
	++	One minute or more behind in split time	F	Finish
	SPM	Average strokes per minute	STC	Total strokes

Official Timekeeping by OMEGA

Event 102

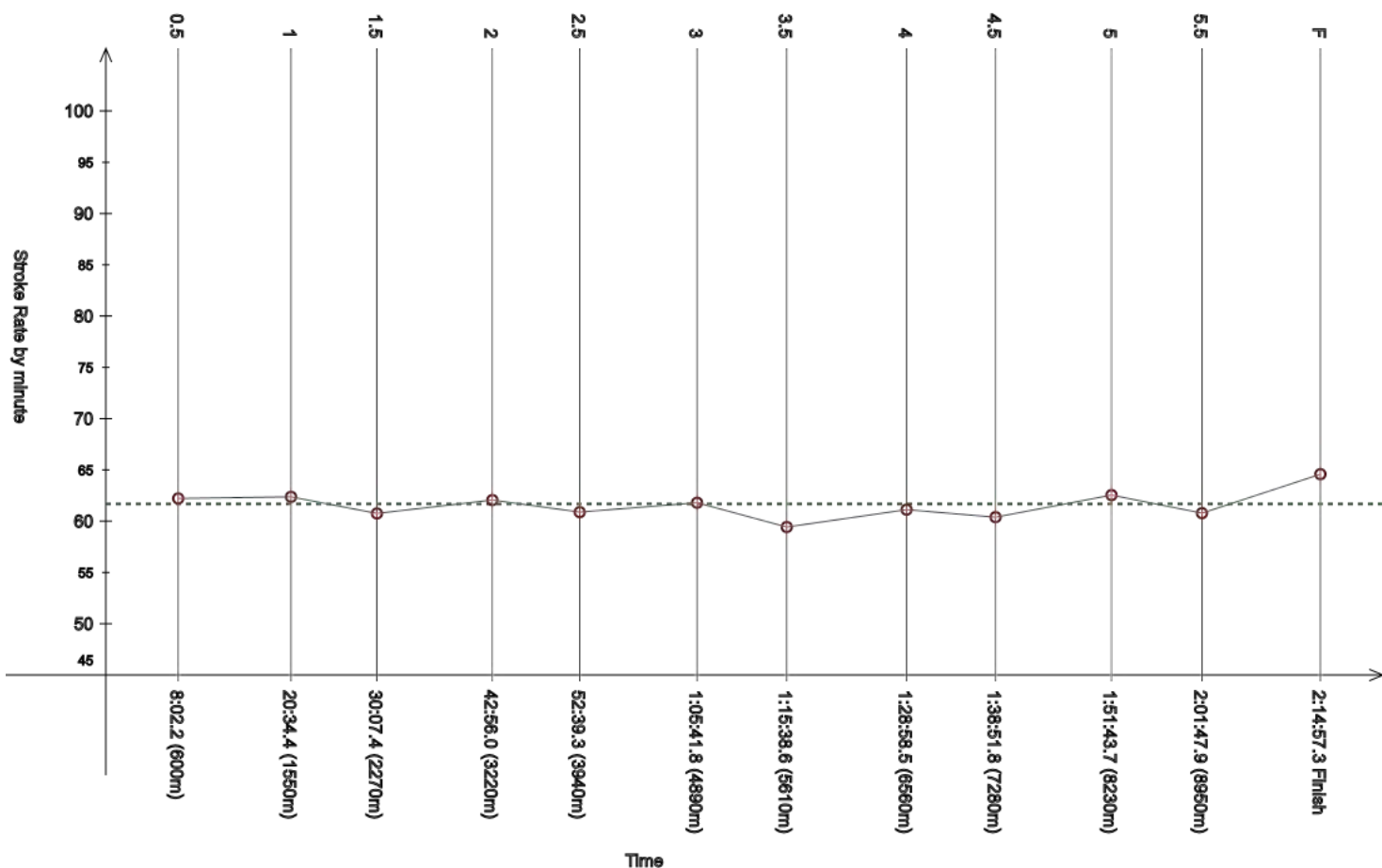
Men's 10km

4 FEB 2024 - 10:30

Race Analysis

Rank	Bib	Name	NAT Code	Finish Time	Gap
77	70	TAN Sheldon Jon Heng	SGP	2:14:57.3	+26:36.1

Lap	Time	Rank	Gap	SPM	Lap	Time	Rank	Gap	SPM	Lap	Time	Rank	Gap	SPM	SPM	STC
0.5	8:02.2	(77)	++	62.2	1	20:34.4	(78)	++	62.4	1.5	30:07.4	(77)	++	60.8		
						12:32.2					9:33.0					
2	42:56.0	(78)	++	62.1	2.5	52:39.3	(77)	++	60.9	3	1:05:41.8	(77)	++	61.8		
						9:43.3					13:02.5				61.7	8364
3.5	1:15:38.6	(74)	++	59.4	4	1:28:58.5	(77)	++	61.1	4.5	1:38:51.8	(76)	++	60.4		
						13:19.9					9:53.3					
5	1:51:43.7	(77)	++	62.5	5.5	2:01:47.9	(77)	++	60.8	F	2:14:57.3	(77)	++	64.6		
						10:04.2					13:09.4					



Legend:	---	Stroke Rate Average	+	Gap or time behind
	++	One minute or more behind in split time	F	Finish
	SPM	Average strokes per minute	STC	Total strokes

Official Timekeeping by OMEGA



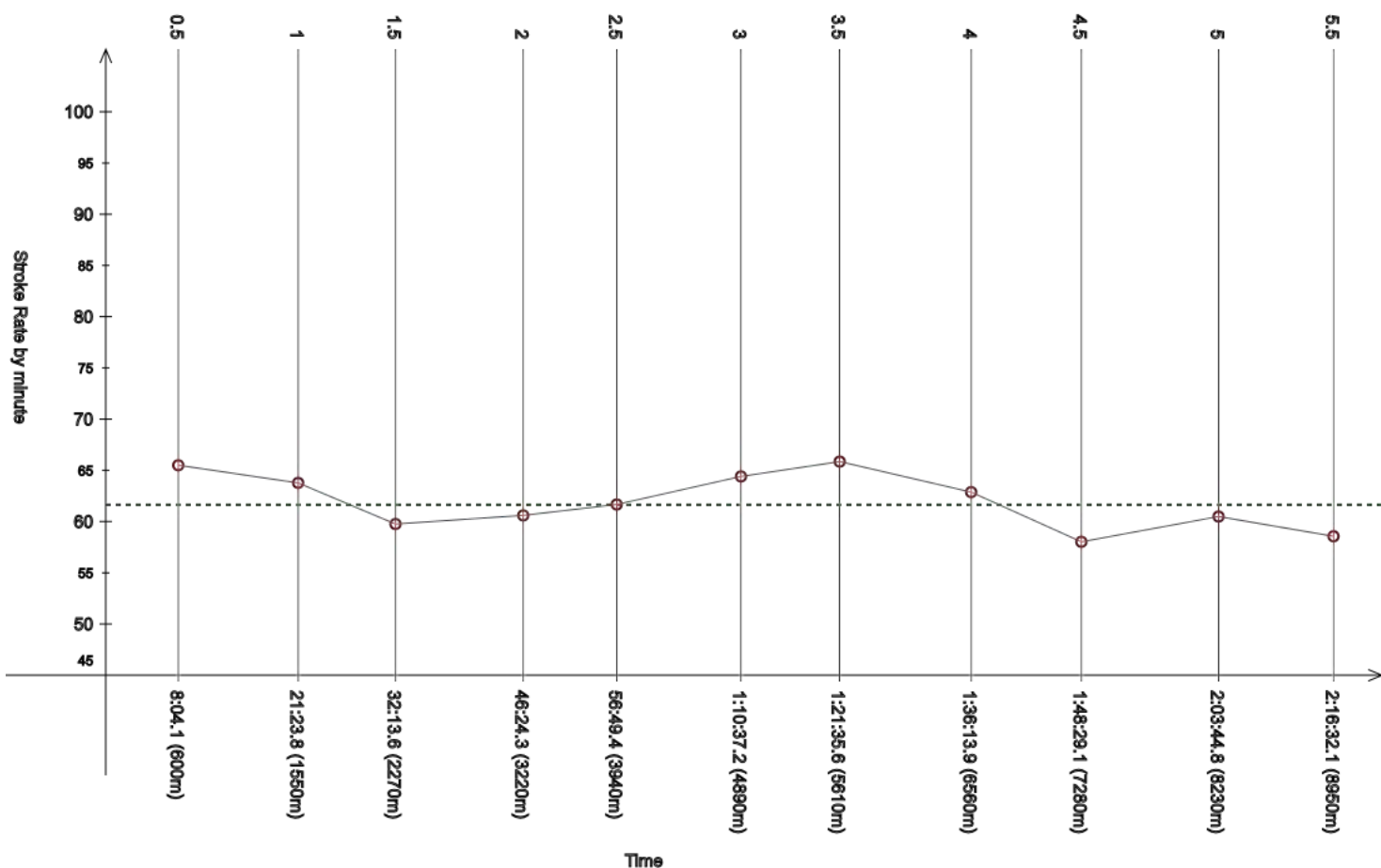
Event 102
4 FEB 2024 - 10:30

Men's 10km

Race Analysis

Rank	Bib	Name	NAT Code	Finish Time	Gap
	58	PLAZA Alejandro	BOL	OTL	

Lap	Time	Rank	Gap	SPM	Lap	Time	Rank	Gap	SPM	Lap	Time	Rank	Gap	SPM	SPM	STC
0.5	8:04.1	(78)	++	65.5	1	21:23.8	(79)	++	63.8	1.5	32:13.6	(78)	++	59.8		
						13:19.7					10:49.8					
2	46:24.3	(79)	++	60.6	2.5	56:49.4	(78)	++	61.7	3	1:10:37.2	(78)	++	64.4		
						14:10.7					13:47.8				61.6	8510
3.5	1:21:35.6	(75)	++	65.9	4	1:36:13.9	(78)	++	62.9	4.5	1:48:29.1	(77)	++	58.0		
						14:38.3					12:15.2					
5	2:03:44.8	(78)	++	60.5	5.5	2:16:32.1	(78)	++	58.6	F						
						15:15.7										



Legend:	----	Stroke Rate Average	++	One minute or more behind in split time	F	Finish
	OTL	Outside Time Limit	SPM	Average strokes per minute	STC	Total strokes

Official Timekeeping by OMEGA

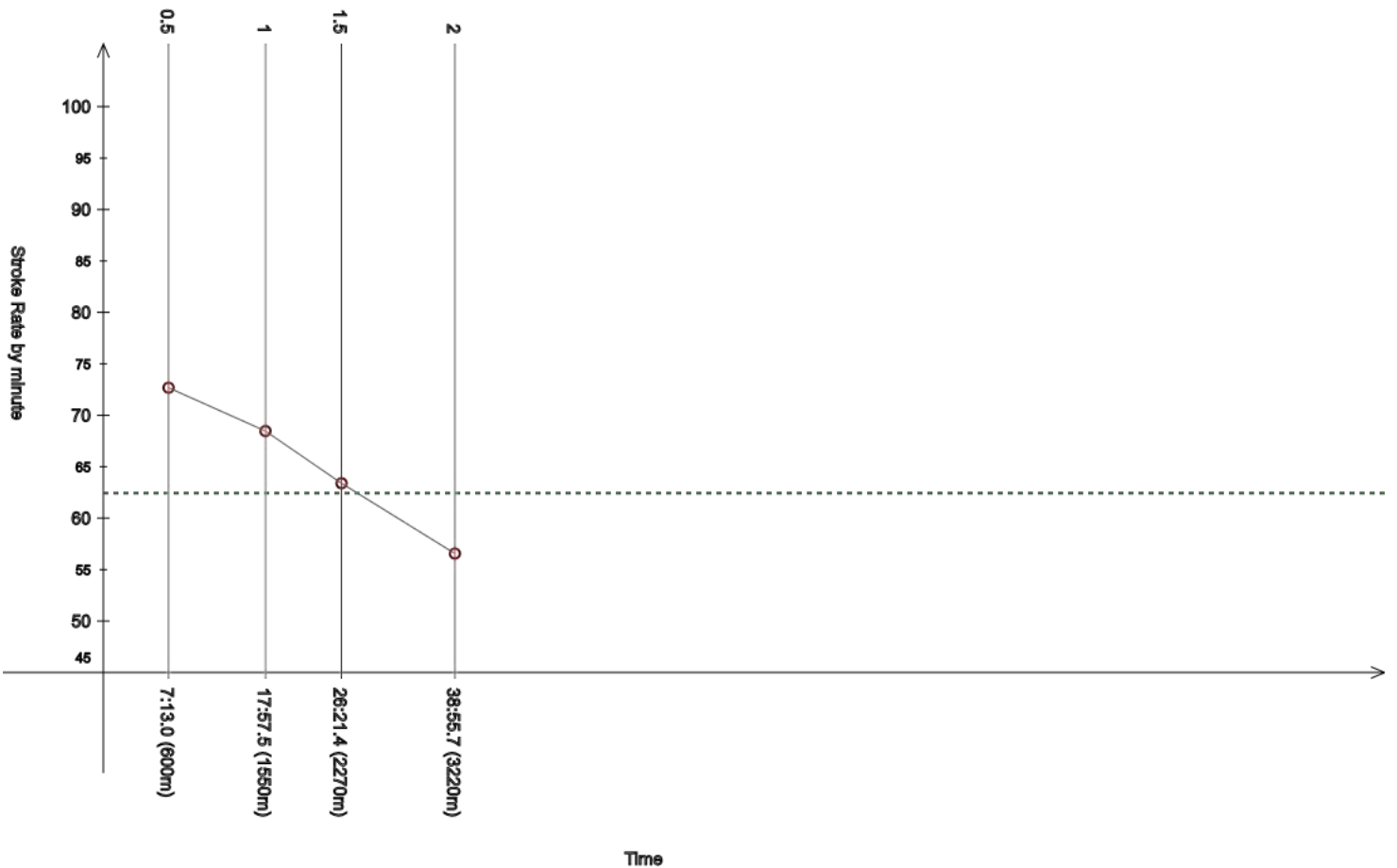
Event 102
4 FEB 2024 - 10:30

Men's 10km

Race Analysis

Rank	Bib	Name	NAT Code	Finish Time	Gap
	61	BAYO Christian B	PUR	DNF	

Lap	Time	Rank	Gap	SPM	Lap	Time	Rank	Gap	SPM	Lap	Time	Rank	Gap	SPM	SPM	STC
0.5	7:13.0	(=58)	+24.6	72.7	1	17:57.5	(66)	+33.1	68.5	1.5	26:21.4	(67)	++	63.4		
						10:44.5					8:23.9					
2	38:55.7	(74)	++	56.6	2.5					3						
	12:34.3														62.4	2462
3.5					4					4.5						
5					5.5					F						



Legend:	--- Stroke Rate Average	+	Gap or time behind	++	One minute or more behind in split time
DNF	Did Not Finish	F	Finish	SPM	Average strokes per minute
STC	Total strokes				

Official Timekeeping by OMEGA

**Event 102
4 FEB 2024 - 10:30**

Men's 10km

Race Incident Log

Race Time	Incident	Lap	Bib Number	Name	NAT Code
39:56	Did Not Finish	3	61	BAYO Christian B	PUR
	Outside Time Limit	6	58	PLAZA Alejandro	BOL

Official Timekeeping by OMEGA

Event 102
4 FEB 2024

Men's 10km

Medallists

Medal	Name	NAT
GOLD	RASOVSZKY Kristof	HUN - Hungary
SILVER	OLIVIER Marc-Antoine	FRA - France
BRONZE	PARDOE Hector	GBR - Great Britain

Official Timekeeping by OMEGA

Entry List by Event

As of THU 8 FEB 2024

Number of Entries: 65

NAT Code	Name	Date of Birth
AUS	CRISP Bianca	11 MAY 1999
AUS	GUBECKA Chelsea	8 SEP 1998
BOL	RODRIGUEZ Maria Fernanda	14 MAR 2008
BRA	CUNHA Ana Marcela	23 MAR 1992
BRA	JUNGBLUT Viviane	29 JUN 1996
CAN	FINLIN Emma	27 APR 2005
CAN	ORAVSKY Laila	26 FEB 2007
CHN	MAO Yihan	17 JUL 2009
CHN	XIN Xin	6 NOV 1996
CZE	BENESOVA Alena	16 APR 1998
CZE	PAVLACKA Lenka	8 AUG 1994
DOM	HERNADEZ Isabella	28 SEP 2004
ECU	ABAD Ana	9 DEC 2003
ECU	AREVALO Samantha	30 SEP 1994
ESA	PORTILLO Fatima	6 APR 2003
ESP	de VALDES Maria	19 OCT 1998
ESP	SANCHEZ LORA Candela	5 DEC 2003
FRA	CASSIGNOL Oceane	26 MAY 2000
FRA	JOUISSE Caroline Laure	26 MAY 1994
GER	BECK Leonie	27 MAY 1997
GER	SPIWOKS Jeannette	18 NOV 1998
GRE	MAKRI Georgia	12 JUL 2006
GUA	PORRES Maria	12 MAY 2003
GUA	VANEGAS Yanci	2 JAN 2003
HKG	LAM Pac Tung Nikita	8 AUG 2000
HKG	NIP Tsz Yin	11 APR 2000
HON	RAMIREZ Michell	25 MAR 2002
HUN	OLASZ Anna	19 SEP 1993
HUN	SZIMCSAK Mira	7 FEB 2004
INA	GUSTIANJANI Kathriana Mella	22 MAY 1992
IND	BANGALORE MAHESH RITHIKA	25 JUN 2007

Official Timekeeping by OMEGA

Entry List by Event

As of THU 8 FEB 2024

Number of Entries: 65

NAT Code	Name	Date of Birth
ITA	GABBRIELLESCHI Giulia	24 JUL 1996
ITA	POZZOBON Barbara	17 SEP 1993
KAZ	PUSHKO Darya	28 NOV 2003
KAZ	TASZHANOVA Diana	3 JAN 2004
KEN	BIANCHI Maria	30 MAR 2006
KOR	LEE Hae Rim	12 AUG 1996
KOR	PARK Jungju	16 MAR 1998
MAR	MEQDAR Malak	13 MAR 2007
MEX	de la ROSA Karla Edith	24 MAR 2005
MEX	SANDOVAL Martha	14 AUG 1998
MON	POU Lisa	28 MAY 1999
NAM	KINNAIRD Brynne	16 SEP 2006
NAM	STEYN Carissa	24 APR 2007
NED	van ROUWENDAAL Sharon	9 SEP 1993
PER	BRAMONT-ARIAS Maria	13 AUG 1999
POR	ANDRE Angelica	13 OCT 1994
POR	ROSA Mafalda	2 NOV 2003
PUR	GUADAMURO Mariela	29 SEP 2006
PUR	QUILES Alondra Itzel	31 OCT 2004
RSA	de JAGER Amica	8 JUL 1999
RSA	EARLE Tory	19 FEB 2002
SEY	BRISTOL Dorianne	7 APR 2009
SGP	LIEW Li-Shan Chantal	9 AUG 1998
SLO	FAIN Katja	31 AUG 2001
SLO	PERSE Spela	4 AUG 1996
TPE	TENG Yu-Wen	25 JUL 1996
TPE	WANG Yi-Chen	7 SEP 1999
TUR	BOZ Sezen Akanda	23 OCT 2007
TUR	ERDOGAN Tuna	16 MAY 2007
UGA	MUBIRU Swagiah	8 JUL 2005
USA	DENIGAN Mariah	30 MAY 2003

Official Timekeeping by OMEGA

Event 103

Women's 5km

Entry List by Event

As of THU 8 FEB 2024

Number of Entries: 65

NAT Code	Name	Date of Birth
USA	GRIMES Katie	8 JAN 2006
VEN	APONTE TERAN Ruthseli Guadalupe	16 DEC 1998
VEN	PEREZ Paola	5 APR 1991

Official Timekeeping by OMEGA

Event 103

Women's 5km

7 FEB 2024 - 10:30

Start List

Bib Number	Name	NAT Code	Feeding Position Number	Date of Birth
101	RODRIGUEZ Maria Fernanda	BOL	41	14 MAR 2008
102	van ROUWENDAAL Sharon	NED	39	9 SEP 1993
103	CASSIGNOL Oceane	FRA	27	26 MAY 2000
104	LEE Hae Rim	KOR	7	12 AUG 1996
105	BANGALORE MAHESH RITHIKA	IND	40	25 JUN 2007
106	PORTILLO Fatima	ESA	2	6 APR 2003
107	POZZOBON Barbara	ITA	20	17 SEP 1993
108	SPIWOKS Jeannette	GER	52	18 NOV 1998
109	KINNAIRD Brynne	NAM	13	16 SEP 2006
110	VANEGAS Yanci	GUA	50	2 JAN 2003
111	AREVALO Samantha	ECU	45	30 SEP 1994
112	CUNHA Ana Marcela	BRA	36	23 MAR 1992
113	ERDOGAN Tuna	TUR	3	16 MAY 2007
114	PORRES Maria	GUA	51	12 MAY 2003
115	NIP Tsz Yin	HKG	29	11 APR 2000
116	ROSA Mafalda	POR	15	2 NOV 2003
117	ORAVSKY Laila	CAN	33	26 FEB 2007
118	JUNGBLUT Viviane	BRA	37	29 JUN 1996
119	TENG Yu-Wen	TPE	31	25 JUL 1996
120	PUSHKO Darya	KAZ	64	28 NOV 2003
121	QUILES Alondra Itzel	PUR	48	31 OCT 2004
122	GUSTIANJANI Kathriana Mella	INA	38	22 MAY 1992
123	BOZ Sezen Akanda	TUR	4	23 OCT 2007
124	FINLIN Emma	CAN	34	27 APR 2005
125	XIN Xin	CHN	5	6 NOV 1996
126	APONTE TERAN Ruthseli Guadalupe	VEN	11	16 DEC 1998
127	PERSE Spela	SLO	25	4 AUG 1996
128	de la ROSA Karla Edith	MEX	22	24 MAR 2005
129	JOUISSE Caroline Laure	FRA	28	26 MAY 1994
130	GRIMES Katie	USA	56	8 JAN 2006
131	SZIMCSAK Mira	HUN	54	7 FEB 2004
132	TASZHANOVA Diana	KAZ	65	3 JAN 2004
133	PEREZ Paola	VEN	12	5 APR 1991
134	de JAGER Amica	RSA	9	8 JUL 1999
135	MAO Yihan	CHN	6	17 JUL 2009
136	MEQDAR Malak	MAR	1	13 MAR 2007
137	BRISTOL Dorianne	SEY	24	7 APR 2009

Official Timekeeping by OMEGA

Event 103

Women's 5km

7 FEB 2024 - 10:30

Start List

Bib Number	Name	NAT Code	Feeding Position Number	Date of Birth
138	GUBECKA Chelsea	AUS	58	8 SEP 1998
139	de VALDES Maria	ESP	17	19 OCT 1998
140	FAIN Katja	SLO	26	31 AUG 2001
141	LAM Pac Tung Nikita	HKG	30	8 AUG 2000
142	OLASZ Anna	HUN	55	19 SEP 1993
143	MAKRI Georgia	GRE	19	12 JUL 2006
144	BECK Leonie	GER	53	27 MAY 1997
145	PAVLACKA Lenka	CZE	60	8 AUG 1994
146	GABBRIELLESCHI Giulia	ITA	21	24 JUL 1996
147	WANG Yi-Chen	TPE	32	7 SEP 1999
148	BRAMONT-ARIAS Maria	PER	62	13 AUG 1999
149	BENESOVA Alena	CZE	61	16 APR 1998
150	PARK Jungju	KOR	8	16 MAR 1998
151	ANDRE Angelica	POR	16	13 OCT 1994
152	CRISP Bianca	AUS	59	11 MAY 1999
153	SANCHEZ LORA Candela	ESP	18	5 DEC 2003
154	STEYN Carissa	NAM	14	24 APR 2007
155	POU Lisa	MON	42	28 MAY 1999
156	EARLE Tory	RSA	10	19 FEB 2002
157	SANDOVAL Martha	MEX	23	14 AUG 1998
158	MUBIRU Swagiah	UGA	35	8 JUL 2005
159	HERNADEZ Isabella	DOM	47	28 SEP 2004
160	RAMIREZ Michell	HON	43	25 MAR 2002
161	ABAD Ana	ECU	46	9 DEC 2003
162	DENIGAN Mariah	USA	57	30 MAY 2003
163	BIANCHI Maria	KEN	63	30 MAR 2006
164	GUADAMURO Mariela	PUR	49	29 SEP 2006
165	LIEW Li-Shan Chantal	SGP	44	9 AUG 1998

Course Information:

Lap Length: 1.67km Laps: 3 Intermediate Points: 5

Bib numbering revised to start from 101. Start order stays the same.

Official Timekeeping by OMEGA

Event 103

Women's 5km

7 FEB 2024 - 10:30

Results

Rk	Bib	Name	NAT Code	Lap	Time (Rk)	Gap	Lap	Time (Rk)	Gap	Lap	Time (Rk)	Gap	Lap	Time (Rk)	Gap	Finish Time	Time Gap
1	102	van ROUWENDAAL Sharon	NED	0.5	7:28.3 (6)	+2.6	1	18:40.7 (2)	+1.3	1.5	27:02.0 (6)	+8.5	2	38:04.5 (1)		57:33.9	
				2.5	-	-	F	57:33.9 (1)									
2	138	GUBECKA Chelsea	AUS	0.5	7:25.7 (1)		1	18:41.8 (=3)	+2.4	1.5	26:59.5 (4)	+6.0	2	38:06.7 (2)	+2.2	57:35.0	+1.1
				2.5	46:18.2 (2)	+0.4	F	57:35.0 (2)	+1.1								
					8:11.5			11:16.8									
3	112	CUNHA Ana Marcela	BRA	0.5	7:30.6 (=9)	+4.9	1	18:45.5 (=9)	+6.1	1.5	27:05.4 (8)	+11.9	2	38:08.5 (5)	+4.0	57:36.8	+2.9
				2.5	46:27.7 (5)	+9.9	F	57:36.8 (3)	+2.9								
					8:19.2			11:09.1									
4	130	GRIMES Katie	USA	0.5	7:26.2 (3)	+0.5	1	18:39.4 (1)		1.5	26:53.5 (1)		2	38:07.3 (3)	+2.8	57:38.4	+4.5
				2.5	46:17.8 (1)		F	57:38.4 (4)	+4.5								
					8:10.5			11:20.6									
5	103	CASSIGNOL Oceane	FRA	0.5	7:31.0 (13)	+5.3	1	18:45.5 (=9)	+6.1	1.5	27:05.9 (=9)	+12.4	2	38:11.1 (8)	+6.6	57:38.9	+5.0
				2.5	46:26.8 (4)	+9.0	F	57:38.9 (5)	+5.0								
					8:15.7			11:12.1									
6	139	de VALDES Maria	ESP	0.5	7:28.1 (5)	+2.4	1	18:41.8 (=3)	+2.4	1.5	26:59.4 (3)	+5.9	2	38:07.9 (4)	+3.4	57:39.5	+5.6
				2.5	46:20.4 (3)	+2.6	F	57:39.5 (6)	+5.6								
					8:12.5			11:19.1									
7	146	GABBRIELLESCHI Giulia	ITA	0.5	7:25.9 (2)	+0.2	1	18:42.9 (5)	+3.5	1.5	26:57.0 (2)	+3.5	2	38:10.6 (7)	+6.1	57:47.6	+13.7
				2.5	46:28.0 (8)	+10.2	F	57:47.6 (7)	+13.7								
					8:17.4			11:19.6									
8	129	JOUISSE Caroline Laure	FRA	0.5	7:30.1 (8)	+4.4	1	18:44.7 (=7)	+5.3	1.5	27:04.2 (7)	+10.7	2	38:13.5 (12)	+9.0	57:51.5	+17.6
				2.5	46:27.8 (=6)	+10.0	F	57:51.5 (8)	+17.6								
					8:14.3			11:23.7									
9	118	JUNGBLUT Viviane	BRA	0.5	7:30.8 (11)	+5.1	1	18:45.9 (11)	+6.5	1.5	27:08.7 (13)	+15.2	2	38:10.4 (6)	+5.9	57:52.9	+19.0
				2.5	46:32.8 (13)	+15.0	F	57:52.9 (9)	+19.0								
					8:22.4			11:20.1									
10	151	ANDRE Angelica	POR	0.5	7:44.3 (38)	+18.6	1	18:52.4 (26)	+13.0	1.5	27:18.9 (28)	+25.4	2	38:22.1 (17)	+17.6	57:54.1	+20.2
				2.5	46:37.7 (16)	+19.9	F	57:54.1 (10)	+20.2								
					8:15.6			11:16.4									
11	155	POU Lisa	MON	0.5	7:27.0 (4)	+1.3	1	18:46.1 (12)	+6.7	1.5	27:13.0 (17)	+19.5	2	38:14.7 (14)	+10.2	57:54.5	+20.6
				2.5	46:37.0 (15)	+19.2	F	57:54.5 (11)	+20.6								
					8:22.3			11:17.5									
12	162	DENIGAN Mariah	USA	0.5	7:37.2 (25)	+11.5	1	18:49.4 (21)	+10.0	1.5	27:10.4 (=14)	+16.9	2	38:15.4 (15)	+10.9	57:55.3	+21.4
				2.5	46:27.8 (=6)	+10.0	F	57:55.3 (12)	+21.4								
					8:12.4			11:27.5									

Official Timekeeping by OMEGA

Event 103

Women's 5km

7 FEB 2024 - 10:30

Results

Rk	Bib	Name	NAT Code	Lap	Time (Rk)	Gap	Lap	Time (Rk)	Gap	Lap	Time (Rk)	Gap	Lap	Time (Rk)	Gap	Finish Time	Time Gap
13	116	ROSA Mafalda	POR	0.5	7:28.5 (7)	+2.8	1	18:43.0 (6)	+3.6	1.5	27:05.9 (=9)	+12.4	2	38:13.4 (=10)	+8.9	57:55.4	+21.5
				2.5	46:33.7 (14)	+15.9	F	57:55.4 (13)	+21.5	8:22.9	11:07.5						
14	144	BECK Leonie	GER	0.5	7:33.8 (15)	+8.1	1	18:48.8 (18)	+9.4	1.5	27:10.4 (=14)	+16.9	2	38:13.4 (=10)	+8.9	57:56.6	+22.7
				2.5	46:30.2 (10)	+12.4	F	57:56.6 (14)	+22.7	8:21.6	11:03.0						
15	107	POZZOBON Barbara	ITA	0.5	7:34.2 (17)	+8.5	1	18:46.3 (=13)	+6.9	1.5	26:59.7 (5)	+6.2	2	38:13.7 (13)	+9.2	57:58.5	+24.6
				2.5	46:31.5 (11)	+13.7	F	57:58.5 (15)	+24.6	8:13.4	11:14.0						
16	108	SPIWOKS Jeannette	GER	0.5	7:30.9 (12)	+5.2	1	18:53.6 (28)	+14.2	1.5	27:10.9 (16)	+17.4	2	38:17.9 (16)	+13.4	58:03.3	+29.4
				2.5	46:28.7 (9)	+10.9	F	58:03.3 (16)	+29.4	8:17.3	11:07.0						
17	153	SANCHEZ LORA Candela	ESP	0.5	7:35.5 (22)	+9.8	1	18:46.3 (=13)	+6.9	1.5	27:08.5 (12)	+15.0	2	38:12.1 (9)	+7.6	58:03.4	+29.5
				2.5	46:31.6 (12)	+13.8	F	58:03.4 (17)	+29.5	8:22.2	11:03.6						
18	125	XIN Xin	CHN	0.5	7:44.1 (=34)	+18.4	1	18:58.3 (34)	+18.9	1.5	27:14.7 (19)	+21.2	2	38:25.6 (18)	+21.1	58:07.2	+33.3
				2.5	46:40.1 (17)	+22.3	F	58:07.2 (18)	+33.3	8:16.4	11:10.9						
19	135	MAO Yihan	CHN	0.5	7:41.1 (=29)	+15.4	1	19:00.7 (37)	+21.3	1.5	27:27.2 (36)	+33.7	2	38:52.6 (36)	+48.1	58:57.5	+1:23.6
				2.5	47:16.9 (=26)	+59.1	F	58:57.5 (19)	++	8:26.5	11:25.4						
20	131	SZIMCSAK Mira	HUN	0.5	7:34.8 (20)	+9.1	1	18:47.1 (15)	+7.7	1.5	27:19.2 (29)	+25.7	2	38:32.7 (20)	+28.2	59:00.6	+1:26.7
				2.5	47:14.0 (23)	+56.2	F	59:00.6 (20)	++	8:32.1	11:13.5						
21	157	SANDOVAL Martha	MEX	0.5	7:35.8 (23)	+10.1	1	18:48.1 (16)	+8.7	1.5	27:08.3 (11)	+14.8	2	38:33.1 (21)	+28.6	59:03.6	+1:29.7
				2.5	47:11.9 (21)	+54.1	F	59:03.6 (21)	++	8:20.2	11:24.8						
22	134	de JAGER Amica	RSA	0.5	7:30.6 (=9)	+4.9	1	18:49.2 (=19)	+9.8	1.5	27:16.1 (20)	+22.6	2	38:31.8 (19)	+27.3	59:04.0	+1:30.1
				2.5	47:11.3 (20)	+53.5	F	59:04.0 (22)	++	8:26.9	11:15.7						
23	124	FINLIN Emma	CAN	0.5	7:45.8 (40)	+20.1	1	18:59.3 (35)	+19.9	1.5	27:23.6 (34)	+30.1	2	38:50.3 (31)	+45.8	59:04.4	+1:30.5
				2.5	47:17.7 (28)	+59.9	F	59:04.4 (23)	++	8:24.3	11:26.7						
24	152	CRISP Bianca	AUS	0.5	7:31.2 (14)	+5.5	1	18:44.7 (=7)	+5.3	1.5	27:14.5 (18)	+21.0	2	38:40.5 (25)	+36.0	59:06.0	+1:32.1
				2.5	47:10.9 (19)	+53.1	F	59:06.0 (24)	++	8:29.8	11:26.0						

Official Timekeeping by OMEGA

Event 103
7 FEB 2024 - 10:30

Women's 5km

Results

Rk	Bib	Name	NAT Code	Lap	Time (Rk)	Gap	Lap	Time (Rk)	Gap	Lap	Time (Rk)	Gap	Lap	Time (Rk)	Gap	Finish Time	Time Gap
25	156	EARLE Tory	RSA	0.5	7:35.4 (21)	+9.7	1	18:53.4 (27)	+14.0	1.5	27:21.0 (32)	+27.5	2	38:47.6 (29)	+43.1	59:06.3	+1:32.4
				2.5	47:18.1 (31)	++	F	59:06.3 (25)	++	8:27.6	11:26.6						
					8:30.5			11:48.2									
26	113	ERDOGAN Tuna	TUR	0.5	7:33.9 (16)	+8.2	1	18:48.2 (17)	+8.8	1.5	27:22.8 (33)	+29.3	2	38:39.2 (24)	+34.7	59:07.8	+1:33.9
				2.5	47:16.5 (25)	+58.7	F	59:07.8 (26)	++	8:34.6	11:16.4						
					8:37.3			11:51.3									
27	149	BENESOVA Alena	CZE	0.5	7:41.7 (31)	+16.0	1	18:50.1 (22)	+10.7	1.5	27:17.9 (24)	+24.4	2	38:51.9 (34)	+47.4	59:07.8	+1:33.9
				2.5	47:16.1 (24)	+58.3	F	59:07.8 (27)	++	8:27.8	11:34.0						
					8:24.2			11:51.7									
28	127	PERSE Spela	SLO	0.5	7:38.1 (26)	+12.4	1	18:54.4 (31)	+15.0	1.5	27:16.9 (=21)	+23.4	2	38:46.4 (27)	+41.9	59:10.4	+1:36.5
				2.5	47:24.6 (35)	++	F	59:10.4 (28)	++	8:22.5	11:29.5						
					8:38.2			11:45.8									
29	111	AREVALO Samantha	ECU	0.5	7:39.9 (28)	+14.2	1	18:50.8 (23)	+11.4	1.5	27:17.0 (23)	+23.5	2	38:47.3 (28)	+42.8	59:10.5	+1:36.6
				2.5	47:20.5 (33)	++	F	59:10.5 (29)	++	8:26.2	11:30.3						
					8:33.2			11:50.0									
30	148	BRAMONT-ARIAS Maria	PER	0.5	7:44.1 (=34)	+18.4	1	18:56.2 (32)	+16.8	1.5	27:19.7 (31)	+26.2	2	38:38.9 (23)	+34.4	59:10.8	+1:36.9
				2.5	47:09.2 (18)	+51.4	F	59:10.8 (30)	++	8:23.5	11:19.2						
					8:30.3			12:01.6									
31	145	PAVLACKA Lenka	CZE	0.5	7:41.8 (=32)	+16.1	1	18:57.9 (33)	+18.5	1.5	27:27.8 (38)	+34.3	2	38:50.9 (32)	+46.4	59:14.3	+1:40.4
				2.5	47:18.0 (30)	++	F	59:14.3 (31)	++	8:29.9	11:23.1						
					8:27.1			11:56.3									
32	133	PEREZ Paola	VEN	0.5	7:48.8 (42)	+23.1	1	18:51.3 (24)	+11.9	1.5 ^Y	27:19.6 (30)	+26.1	2	38:51.8 (33)	+47.3	59:14.9	+1:41.0
				2.5	47:16.9 (=26)	+59.1	F	59:14.9 (32)	++	8:28.3	11:32.2						
					8:25.1			11:58.0									
33	142	OLASZ Anna	HUN	0.5	7:36.3 (24)	+10.6	1	18:51.5 (25)	+12.1	1.5	27:16.9 (=21)	+23.4	2	38:34.9 (22)	+30.4	59:15.0	+1:41.1
				2.5	47:13.4 (22)	+55.6	F	59:15.0 (33)	++	8:25.4	11:18.0						
					8:38.5			12:01.6									
34	104	LEE Hae Rim	KOR	0.5	7:34.5 (18)	+8.8	1	18:54.1 (=29)	+14.7	1.5	27:18.4 (26)	+24.9	2	38:52.2 (35)	+47.7	59:16.9	+1:43.0
				2.5	47:27.4 (36)	++	F	59:16.9 (34)	++	8:24.3	11:33.8						
					8:35.2			11:49.5									
35	115	NIP Tsz Yin	HKG	0.5	7:46.7 (41)	+21.0	1	19:05.3 (38)	+25.9	1.5	27:25.1 (35)	+31.6	2	38:54.5 (37)	+50.0	59:18.7	+1:44.8
				2.5	47:24.2 (34)	++	F	59:18.7 (35)	++	8:19.8	11:29.4						
					8:29.7			11:54.5									
36	143	MAKRI Georgia	GRE	0.5	7:34.6 (19)	+8.9	1	18:49.2 (=19)	+9.8	1.5	27:18.5 (27)	+25.0	2	38:45.6 (26)	+41.1	59:21.3	+1:47.4
				2.5	47:17.8 (29)	++	F	59:21.3 (36)	++	8:29.3	11:27.1						
					8:32.2			12:03.5									

Official Timekeeping by OMEGA

Event 103

7 FEB 2024 - 10:30

Women's 5km

Results

Rk	Bib	Name	NAT Code	Lap	Time (Rk) Gap	Lap	Time (Rk) Gap	Lap	Time (Rk) Gap	Lap	Time (Rk) Gap	Finish Time Gap
37	161	ABAD Ana	ECU	0.5	7:44.2 (37)+18.5	1	18:59.6 (36)+20.2 11:15.4	1.5	27:27.7 (37)+34.2 8:28.1	2	38:56.3 (38)+51.8 11:28.6	59:21.9 +1:48.0
38	117	ORAVSKY Laila	CAN	0.5	7:41.1 (=29)+15.4	1	18:54.1 (=29)+14.7 11:13.0	1.5	27:18.3 (25)+24.8 8:24.2	2	38:48.8 (30)+44.3 11:30.5	59:22.4 +1:48.5
39	150	PARK Jungju	KOR	0.5	7:41.8 (=32)+16.1	1	19:14.7 (41)+35.3 11:32.9	1.5	28:12.3 (41) ++ 8:57.6	2	40:06.8 (42) ++ 11:54.5	1:01:18.0 +3:44.1
40	140	FAIN Katja	SLO	0.5	7:51.5 (47)+25.8	1	19:21.9 (43)+42.5 11:30.4	1.5	28:16.2 (44) ++ 8:54.3	2	40:07.9 (43) ++ 11:51.7	1:01:20.4 +3:46.5
41	132	TASZHANOVA Diana	KAZ	0.5	7:53.5 (=49)+27.8	1	19:21.4 (42)+42.0 11:27.9	1.5	28:16.1 (43) ++ 8:54.7	2	40:03.6 (40) ++ 11:47.5	1:01:20.7 +3:46.8
42	119	TENG Yu-Wen	TPE	0.5	7:38.6 (27)+12.9	1	19:06.9 (39)+27.5 11:28.3	1.5	27:43.6 (39)+50.1 8:36.7	2	40:04.7 (41) ++ 12:21.1	1:01:22.9 +3:49.0
43	141	LAM Pac Tung Nikita	HKG	0.5	7:49.6 (45)+23.9	1	19:14.6 (40)+35.2 11:25.0	1.5	28:09.6 (40) ++ 8:55.0	2	40:03.0 (39) ++ 11:53.4	1:01:25.0 +3:51.1
44	110	VANEGAS Yanci	GUA	0.5	7:50.9 (46)+25.2	1	20:12.9 (51) ++ 12:22.0	1.5	29:36.4 (50) ++ 9:23.5	2	42:25.6 (47) ++ 12:49.2	1:04:47.7 +7:13.8
45	106	PORTILLO Fatima	ESA	0.5	7:55.6 (51)+29.9	1	20:03.6 (47) ++ 12:08.0	1.5	29:36.1 (49) ++ 9:32.5	2	42:25.7 (48) ++ 12:49.6	1:04:47.7 +7:13.8
46	147	WANG Yi-Chen	TPE	0.5	7:45.2 (39)+19.5	1	20:06.9 (49) ++ 12:21.7	1.5	29:30.7 (46) ++ 9:23.8	2	42:27.9 (52) ++ 12:57.2	1:04:53.7 +7:19.8
47	120	PUSHKO Darya	KAZ	0.5	7:49.2 (43)+23.5	1	20:03.4 (46) ++ 12:14.2	1.5	29:32.4 (47) ++ 9:29.0	2	42:26.0 (49) ++ 12:53.6	1:04:55.2 +7:21.3
48	136	MEQDAR Malak	MAR	0.5	7:57.3 (52)+31.6	1	20:05.4 (48) ++ 12:08.1	1.5	29:34.5 (48) ++ 9:29.1	2	42:26.6 (50) ++ 12:52.1	1:04:55.8 +7:21.9
				2.5	8:32.3	F	59:21.9 (37) ++ 11:53.3					
				2.5	8:30.3	F	59:22.4 (38) ++ 12:03.3					
				2.5	8:55.9	F	1:01:18.0 (39) ++ 12:15.3					
				2.5	8:55.1	F	1:01:20.4 (40) ++ 12:17.4					
				2.5	8:55.2	F	1:01:20.7 (41) ++ 12:21.9					
				2.5	8:56.7	F	1:01:22.9 (42) ++ 12:21.5					
				2.5	8:54.8	F	1:01:25.0 (43) ++ 12:27.2					
				2.5	9:31.0	F	1:04:47.7 (44) ++ 12:51.1					
				2.5	9:37.6	F	1:04:47.7 (45) ++ 12:44.4					
				2.5	9:30.6	F	1:04:53.7 (46) ++ 12:55.2					
				2.5	9:31.0	F	1:04:55.2 (47) ++ 12:58.2					
				2.5	9:25.6	F	1:04:55.8 (48) ++ 13:03.6					

Official Timekeeping by OMEGA

2 - 18 February 2024

Event 103

Women's 5km

7 FEB 2024 - 10:30

Results

Rk	Bib	Name	NAT Code	Lap	Time (Rk)	Gap	Lap	Time (Rk)	Gap	Lap	Time (Rk)	Gap	Lap	Time (Rk)	Gap	Finish Time	Time Gap
49	128	de la ROSA Karla Edith	MEX	0.5	7:53.5 (=49)	+27.8	1	20:09.8 (50)	++	1.5	29:39.1 (51)	++	2	42:27.2 (51)	++	1:04:56.4	+7:22.5
				2.5	51:54.4 (45)	++	F	1:04:56.4 (49)	++		9:29.3			12:48.1			
50	126	APONTE TERAN Ruthseli Guadalupe	VEN	0.5	7:59.2 (53)	+33.5	1	20:22.0 (53)	++	1.5	29:49.9 (52)	++	2	42:30.1 (53)	++	1:04:56.8	+7:22.9
				2.5	52:01.7 (50)	++	F	1:04:56.8 (50)	++		9:27.9			12:40.2			
51	121	QUILES Alondra Itzel	PUR	0.5	7:53.1 (48)	+27.4	1	20:21.3 (52)	++	1.5	29:53.9 (53)	++	2	42:25.0 (46)	++	1:05:01.1	+7:27.2
				2.5	51:56.4 (46)	++	F	1:05:01.1 (51)	++		9:32.6			12:31.1			
52	123	BOZ Sezen Akanda	TUR	0.5	7:49.3 (44)	+23.6	1	19:40.1 (45)	++	1.5	29:01.4 (45)	++	2	41:57.1 (45)	++	1:05:02.5	+7:28.6
				2.5	51:33.1 (43)	++	F	1:05:02.5 (52)	++		9:21.3			12:55.7			
53	159	HERNADEZ Isabella	DOM	0.5	8:11.1 (56)	+45.4	1	21:19.3 (54)	++	1.5	31:07.5 (54)	++	2	44:21.2 (54)	++	1:07:56.8	+10:22.9
				2.5	54:23.9 (52)	++	F	1:07:56.8 (53)	++		9:48.2			13:13.7			
54	105	BANGALORE MAHESH RITHIKA	IND	0.5	8:10.1 (55)	+44.4	1	21:23.1 (56)	++	1.5	31:20.1 (=55)	++	2	44:53.5 (55)	++	1:08:47.2	+11:13.3
				2.5	54:55.2 (53)	++	F	1:08:47.2 (54)	++		9:57.0			13:33.4			
55	122	GUSTIANJANI Kathriana Mella	INA	0.5	8:12.8 (57)	+47.1	1	21:25.3 (57)	++	1.5	31:30.7 (57)	++	2	44:58.9 (57)	++	1:09:00.4	+11:26.5
				2.5	55:08.8 (54)	++	F	1:09:00.4 (55)	++		10:05.4			13:28.2			
56	164	GUADAMURO Mariela	PUR	0.5	8:09.7 (54)	+44.0	1	21:22.7 (55)	++	1.5	31:20.1 (=55)	++	2	44:55.6 (56)	++	1:09:25.0	+11:51.1
				2.5	55:12.0 (55)	++	F	1:09:25.0 (56)	++		9:57.4			13:35.5			
57	109	KINNAIRD Brynne	NAM	0.5	8:32.4 (58)	++	1	22:17.5 (58)	++	1.5	33:21.8 (58)	++	2	47:35.9 (58)	++	1:12:33.5	+14:59.6
				2.5	58:11.9 (56)	++	F	1:12:33.5 (57)	++		11:04.3			14:14.1			
	154	STEYN Carissa	NAM	0.5	9:16.5 (60)	++	1	23:53.2 (59)	++	1.5	35:14.2 (59)	++	2	50:20.2 (60)	++	1:16:51.7	OTL
				2.5	1:01:42.7 (=57)	++	F	1:16:51.7	++		11:21.0			15:06.0			
	101	RODRIGUEZ Maria Fernanda	BOL	0.5	9:16.4 (59)	++	1	23:59.9 (60)	++	1.5	35:18.9 (60)	++	2	50:17.4 (59)	++	1:16:55.2	OTL
				2.5	1:01:42.7 (=57)	++	F	1:16:55.2	++		11:19.0			14:58.5			
	137	BRISTOL Dorianne	SEY	0.5	9:25.0 (61)	++	1	24:11.3 (61)	++	1.5	35:37.8 (61)	++	2	50:41.7 (61)	++	1:18:01.4	OTL
				2.5	1:02:23.8 (59)	++	F	1:18:01.4	++		11:26.5			15:03.9			

Official Timekeeping by OMEGA

Results

Rk	Bib	Name	NAT Code	Lap	Time (Rk)	Gap	Lap	Time (Rk)	Gap	Lap	Time (Rk)	Gap	Lap	Time (Rk)	Gap	Finish Time	Time Gap
	158	MUBIRU Swagiah	UGA	0.5	9:34.1 (62)	++	1	25:16.8 (62)	++	1.5	37:10.2 (62)	++	2	53:46.7 (62)	++		
				2.5	1:06:37.1 (60)	++	F	15:42.7			11:53.4			16:36.5			OTL
	165	LIEW Li-Shan Chantal	SGP	0.5	7:44.1 (=34)	+18.4	1	19:22.6 (44)	+43.2	1.5	28:12.7 (42)	++	2	40:15.6 (44)	++		
				2.5	12:50.4		F	11:38.5			8:50.1			12:02.9			DNF
	114	PORRES Maria	GUA	0.5			1			1.5			2				DNS
				2.5			F										DNS
	160	RAMIREZ Michell	HON	0.5			1			1.5			2				DNS
				2.5			F										DNS
	163	BIANCHI Maria	KEN	0.5			1			1.5			2				DNS
				2.5			F										DNS

Course Information:

Lap Length: 1.67km Laps: 3 Intermediate Points: 5

Legend:

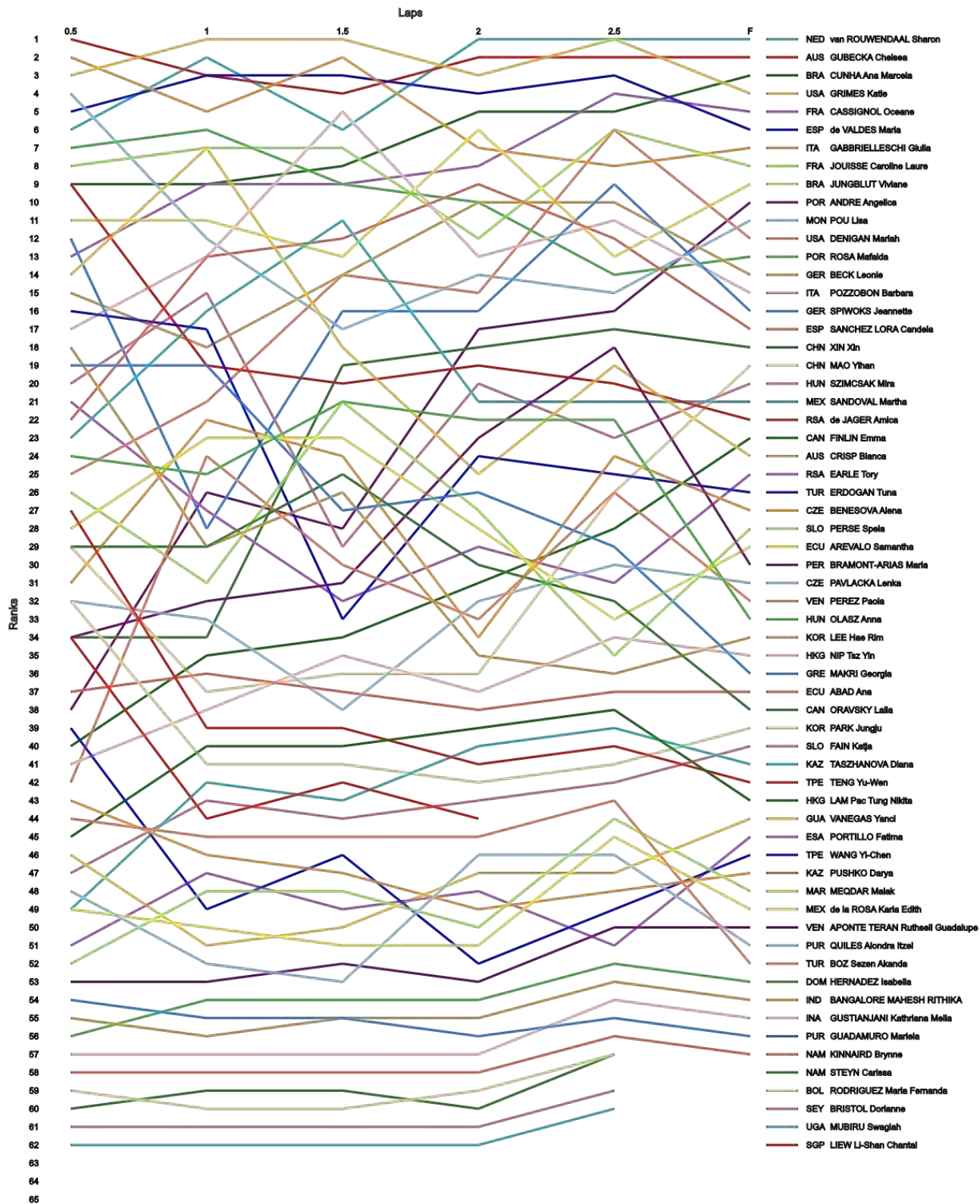
-	Information not available	+	Gap or time behind	++	One minute or more behind in split time
DNF	Did Not Finish	DNS	Did Not Start	F	Finish
OTL	Outside Time Limit	Rk	Rank	Y	Yellow flag

Official Timekeeping by OMEGA

Event 103
7 FEB 2024 - 10:30

Women's 5km

Ranking Progression



Official Timekeeping by OMEGA

Event 103

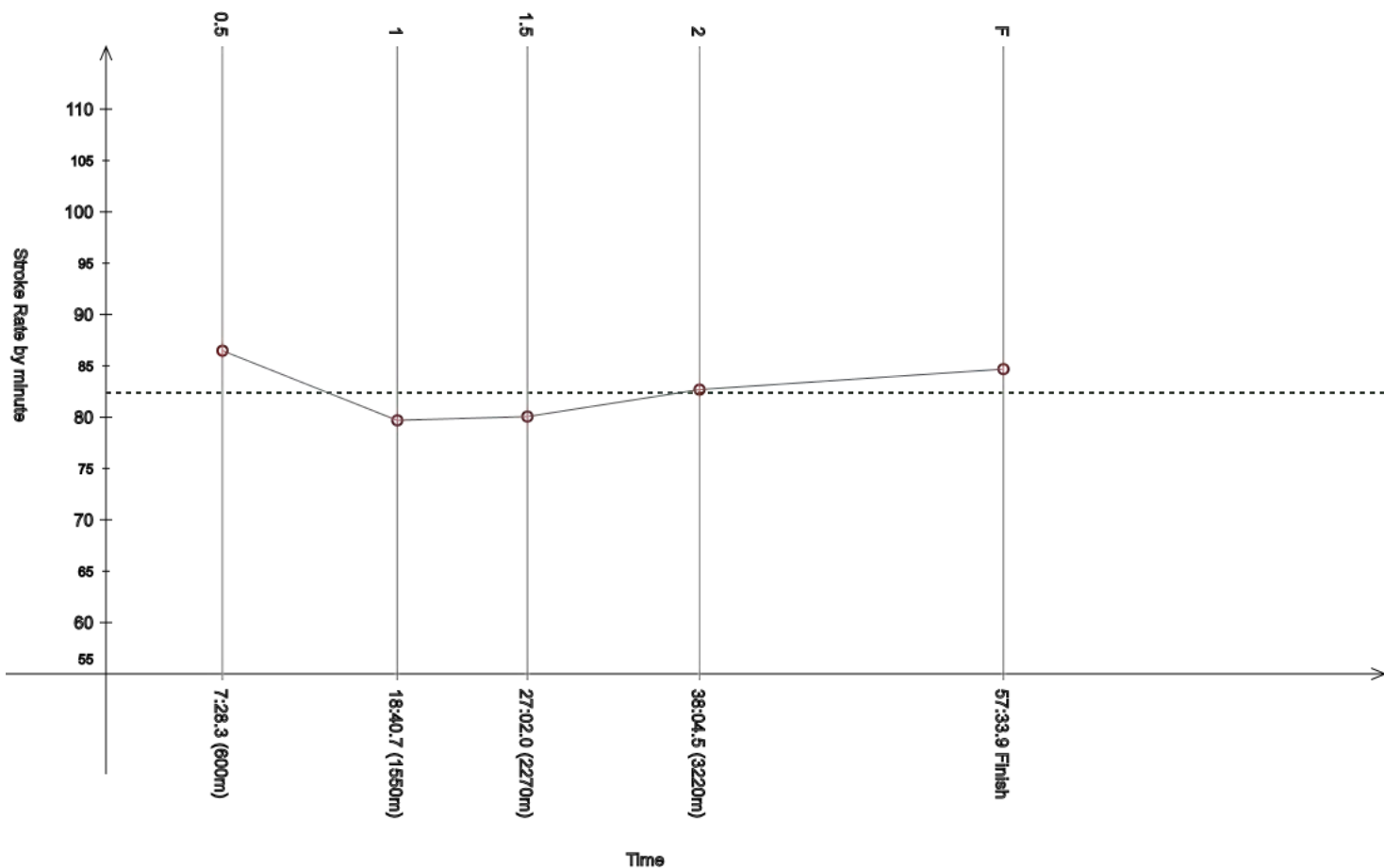
Women's 5km

7 FEB 2024 - 10:30

Race Analysis

Rank	Bib	Name	NAT Code	Finish Time	Gap
1	102	van ROUWENDAAL Sharon	NED	57:33.9	

Lap	Time	Rank	Gap	SPM	Lap	Time	Rank	Gap	SPM	Lap	Time	Rank	Gap	SPM	SPM	STC
0.5	7:28.3	(6)	+2.6	86.5	1	18:40.7	(2)	+1.3	79.7	1.5	27:02.0	(6)	+8.5	80.1		
						11:12.4					8:21.3				82.4	4726
2	38:04.5	(1)		82.7	2.5	-	-	-	-	F	57:33.9	(1)		84.7		
	11:02.5					-	-	-	-		-					



Legend:	- Information not available	---- Stroke Rate Average	+ Gap or time behind	F Finish
SPM Average strokes per minute	STC Total strokes			

Official Timekeeping by OMEGA

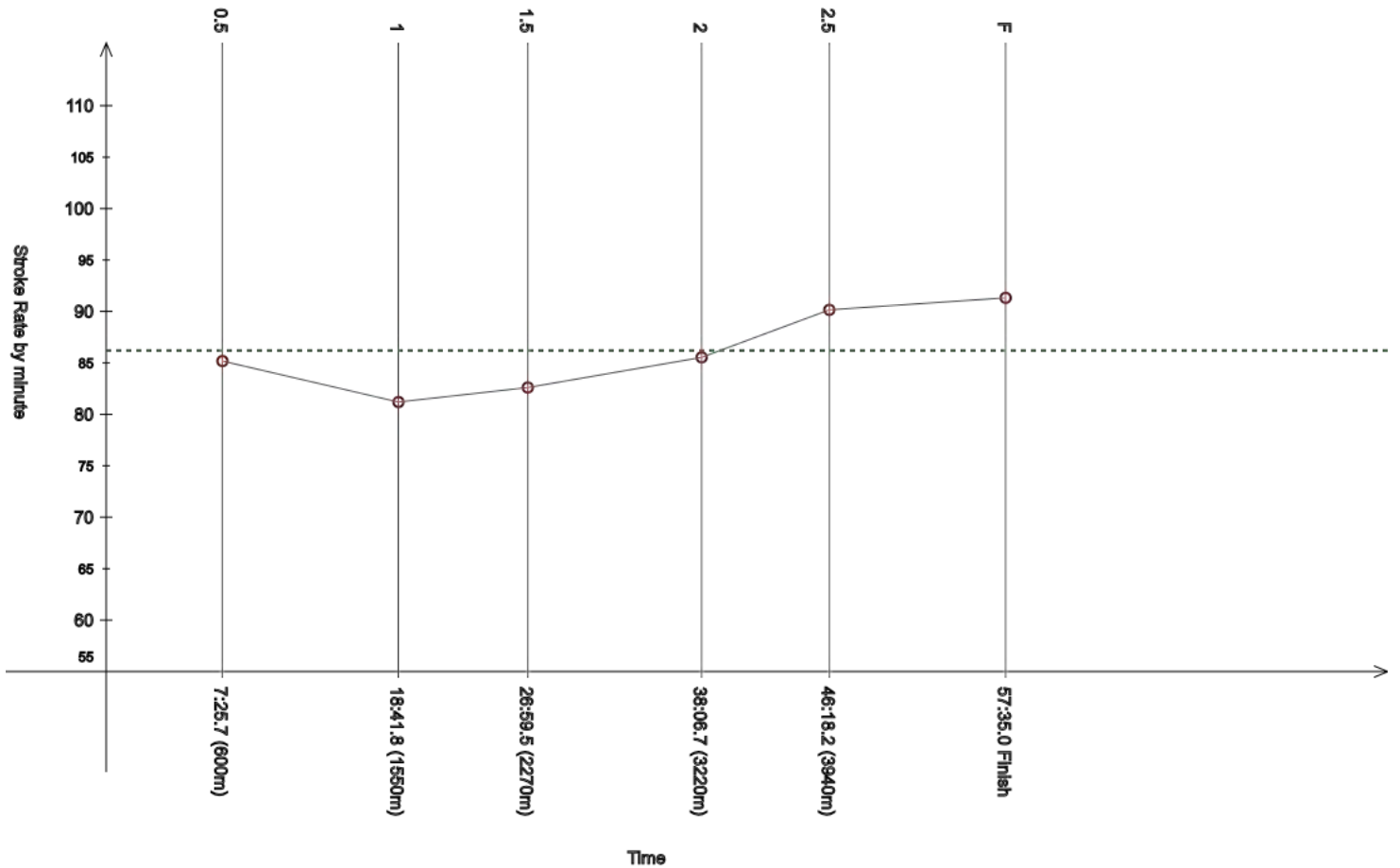
Event 103
7 FEB 2024 - 10:30

Women's 5km

Race Analysis

Rank	Bib	Name	NAT Code	Finish Time	Gap
2	138	GUBECKA Chelsea	AUS	57:35.0	+1.1

Lap	Time	Rank	Gap	SPM	Lap	Time	Rank	Gap	SPM	Lap	Time	Rank	Gap	SPM	SPM	STC
0.5	7:25.7	(1)		85.2	1	18:41.8	(=3)	+2.4	81.2	1.5	26:59.5	(4)	+6.0	82.6		
						11:16.1					8:17.7				86.2	4947
2	38:06.7	(2)	+2.2	85.5	2.5	46:18.2	(2)	+0.4	90.2	F	57:35.0	(2)	+1.1	91.3		
	11:07.2					8:11.5					11:16.8					



Legend:	----- Stroke Rate Average	+	Gap or time behind	F	Finish	SPM	Average strokes per minute
STC	Total strokes						

Official Timekeeping by OMEGA

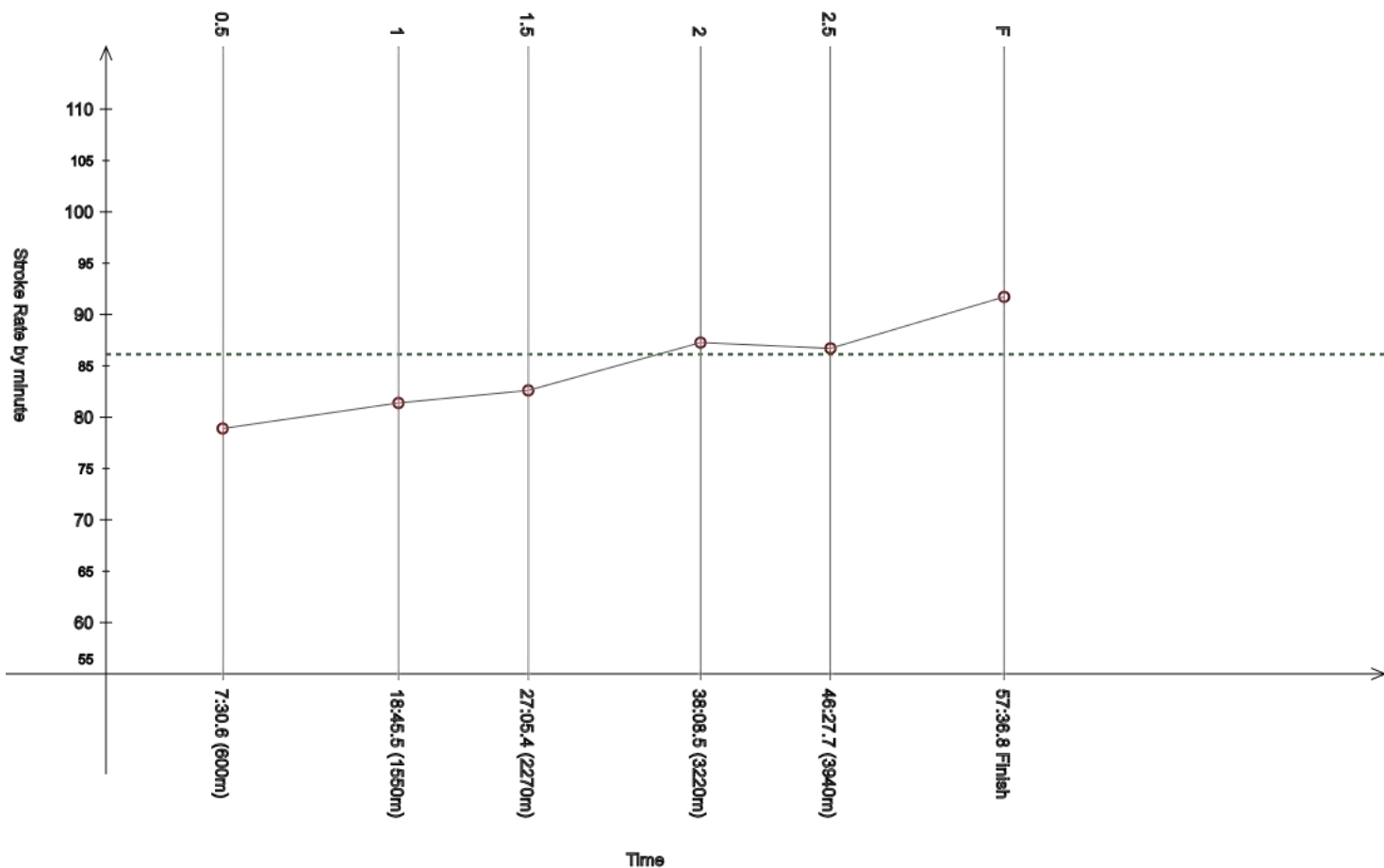
Event 103
7 FEB 2024 - 10:30

Women's 5km

Race Analysis

Rank	Bib	Name	NAT Code			Finish Time	Gap
3	112	CUNHA Ana Marcela	BRA			57:36.8	+2.9

Lap	Time	Rank	Gap	SPM	Lap	Time	Rank	Gap	SPM	Lap	Time	Rank	Gap	SPM	SPM	STC
0.5	7:30.6	(=9)	+4.9	78.9	1	18:45.5	(=9)	+6.1	81.4	1.5	27:05.4	(8)	+11.9	82.6		
						11:14.9					8:19.9				86.1	4928
2	38:08.5	(5)	+4.0	87.3	2.5	46:27.7	(5)	+9.9	86.7	F	57:36.8	(3)	+2.9	91.7		
	11:03.1					8:19.2					11:09.1					



Legend:	----- Stroke Rate Average	+	Gap or time behind	F	Finish	SPM	Average strokes per minute
STC	Total strokes						

Official Timekeeping by OMEGA

Event 103

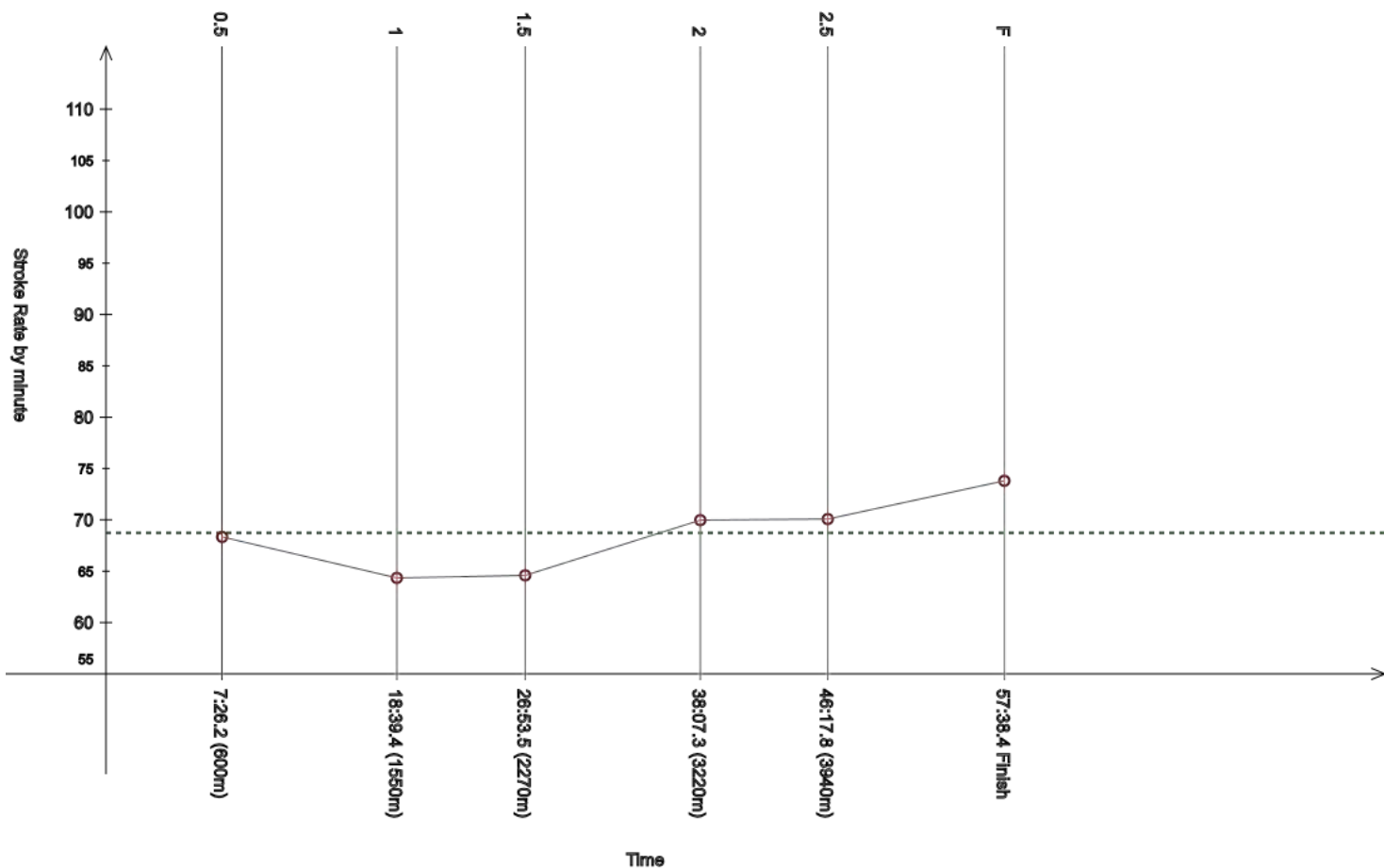
Women's 5km

7 FEB 2024 - 10:30

Race Analysis

Rank	Bib	Name	NAT Code			Finish Time	Gap
4	130	GRIMES Katie	USA			57:38.4	+4.5

Lap	Time	Rank	Gap	SPM	Lap	Time	Rank	Gap	SPM	Lap	Time	Rank	Gap	SPM	SPM	STC
0.5	7:26.2	(3)	+0.5	68.3	1	18:39.4	(1)		64.4	1.5	26:53.5	(1)		64.6		
						11:13.2					8:14.1				68.7	3951
2	38:07.3	(3)	+2.8	70.0	2.5	46:17.8	(1)		70.1	F	57:38.4	(4)	+4.5	73.8		
	11:13.8					8:10.5					11:20.6					



Legend:	----- Stroke Rate Average	+	Gap or time behind	F	Finish	SPM	Average strokes per minute
STC	Total strokes						

Official Timekeeping by OMEGA

Event 103

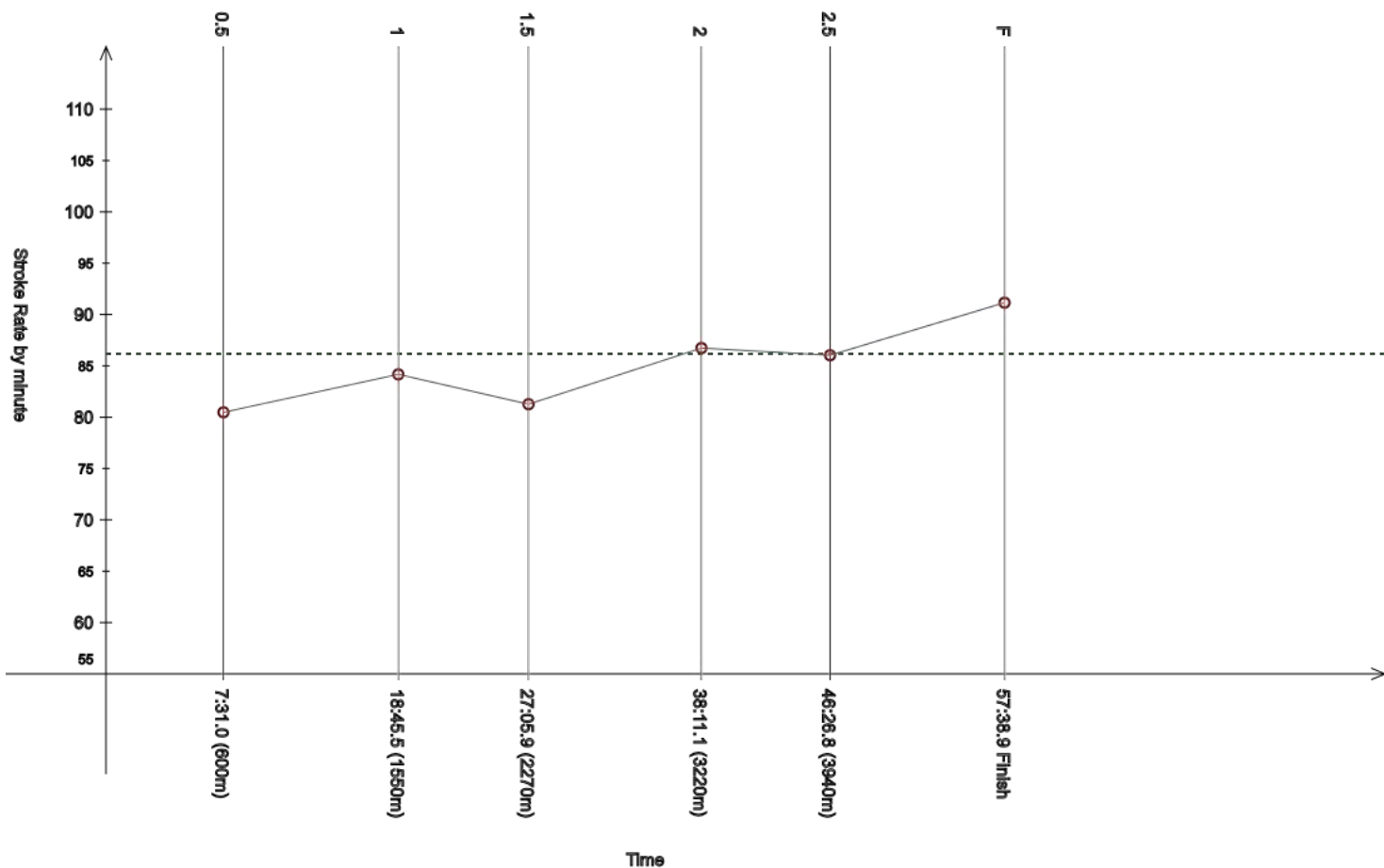
Women's 5km

7 FEB 2024 - 10:30

Race Analysis

Rank	Bib	Name	NAT Code	Finish Time	Gap
5	103	CASSIGNOL Oceane	FRA	57:38.9	+5.0

Lap	Time	Rank	Gap	SPM	Lap	Time	Rank	Gap	SPM	Lap	Time	Rank	Gap	SPM	SPM	STC
0.5	7:31.0	(13)	+5.3	80.5	1	18:45.5	(=9)	+6.1	84.2	1.5	27:05.9	(=9)	+12.4	81.3		
						11:14.5					8:20.4				86.2	4970
2	38:11.1	(8)	+6.6	86.7	2.5	46:26.8	(4)	+9.0	86.0	F	57:38.9	(5)	+5.0	91.2		
	11:05.2					8:15.7					11:12.1					



Legend:	----- Stroke Rate Average	+	Gap or time behind	F	Finish	SPM	Average strokes per minute
STC	Total strokes						

Official Timekeeping by OMEGA

Event 103

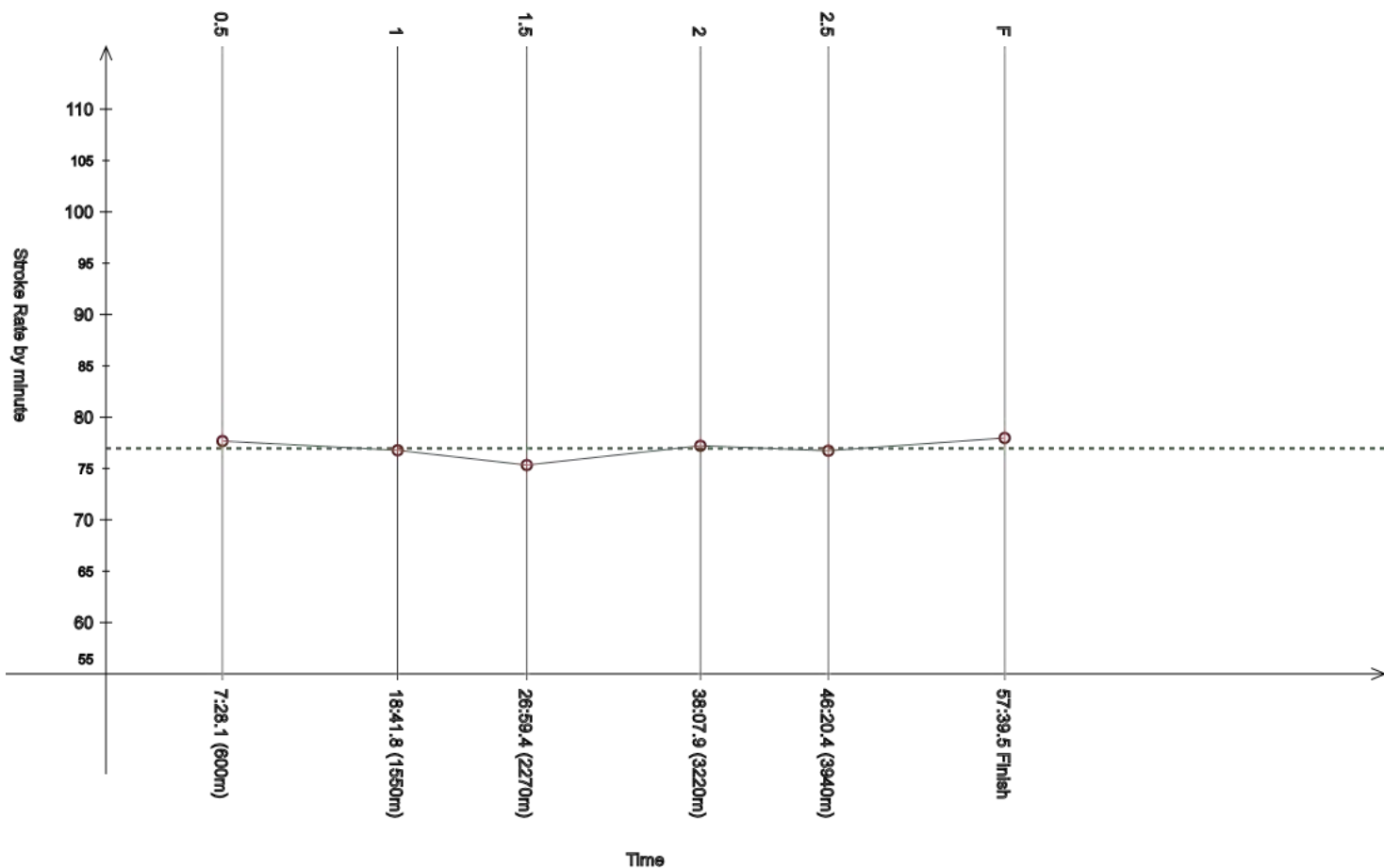
Women's 5km

7 FEB 2024 - 10:30

Race Analysis

Rank	Bib	Name	NAT Code	Finish Time	Gap
6	139	de VALDES Maria	ESP	57:39.5	+5.6

Lap	Time	Rank	Gap	SPM	Lap	Time	Rank	Gap	SPM	Lap	Time	Rank	Gap	SPM	SPM	STC
0.5	7:28.1	(5)	+2.4	77.7	1	18:41.8	(=3)	+2.4	76.8	1.5	26:59.4	(3)	+5.9	75.3		
						11:13.7					8:17.6				77.0	4438
2	38:07.9	(4)	+3.4	77.2	2.5	46:20.4	(3)	+2.6	76.7	F	57:39.5	(6)	+5.6	78.0		
	11:08.5					8:12.5					11:19.1					



Legend:	-----	Stroke Rate Average	+	Gap or time behind	F	Finish	SPM	Average strokes per minute
	STC	Total strokes						

Official Timekeeping by OMEGA

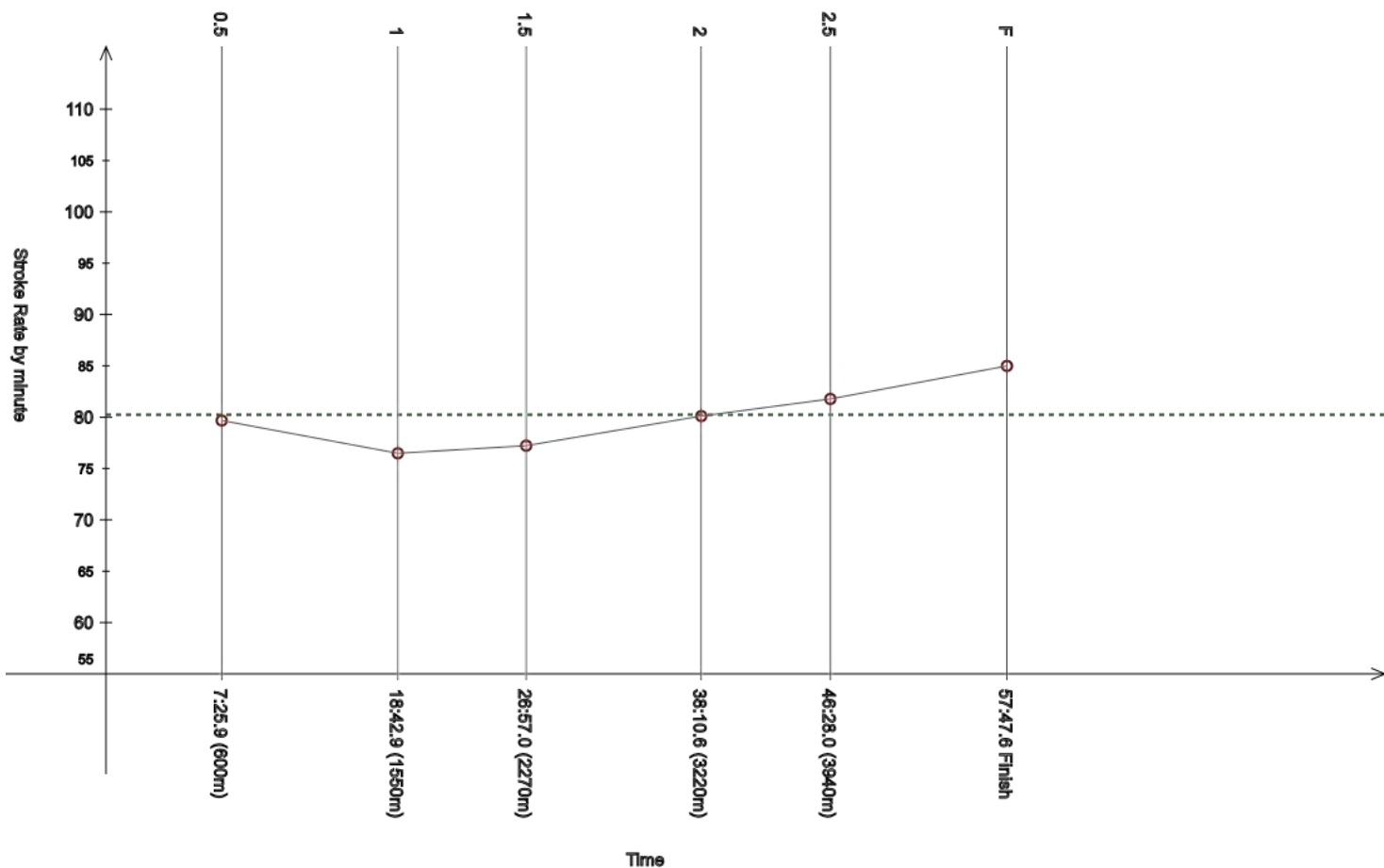
Event 103
7 FEB 2024 - 10:30

Women's 5km

Race Analysis

Rank	Bib	Name	NAT Code			Finish Time	Gap
7	146	GABRIELLESCHI Giulia	ITA			57:47.6	+13.7

Lap	Time	Rank	Gap	SPM	Lap	Time	Rank	Gap	SPM	Lap	Time	Rank	Gap	SPM	SPM	STC
0.5	7:25.9	(2)	+0.2	79.7	1	18:42.9	(5)	+3.5	76.5	1.5	26:57.0	(2)	+3.5	77.2		
						11:17.0					8:14.1				80.2	4625
2	38:10.6	(7)	+6.1	80.1	2.5	46:28.0	(8)	+10.2	81.8	F	57:47.6	(7)	+13.7	85.0		
	11:13.6					8:17.4					11:19.6					



Legend:	----- Stroke Rate Average	+	Gap or time behind	F	Finish	SPM	Average strokes per minute
STC	Total strokes						

Official Timekeeping by OMEGA

Event 103

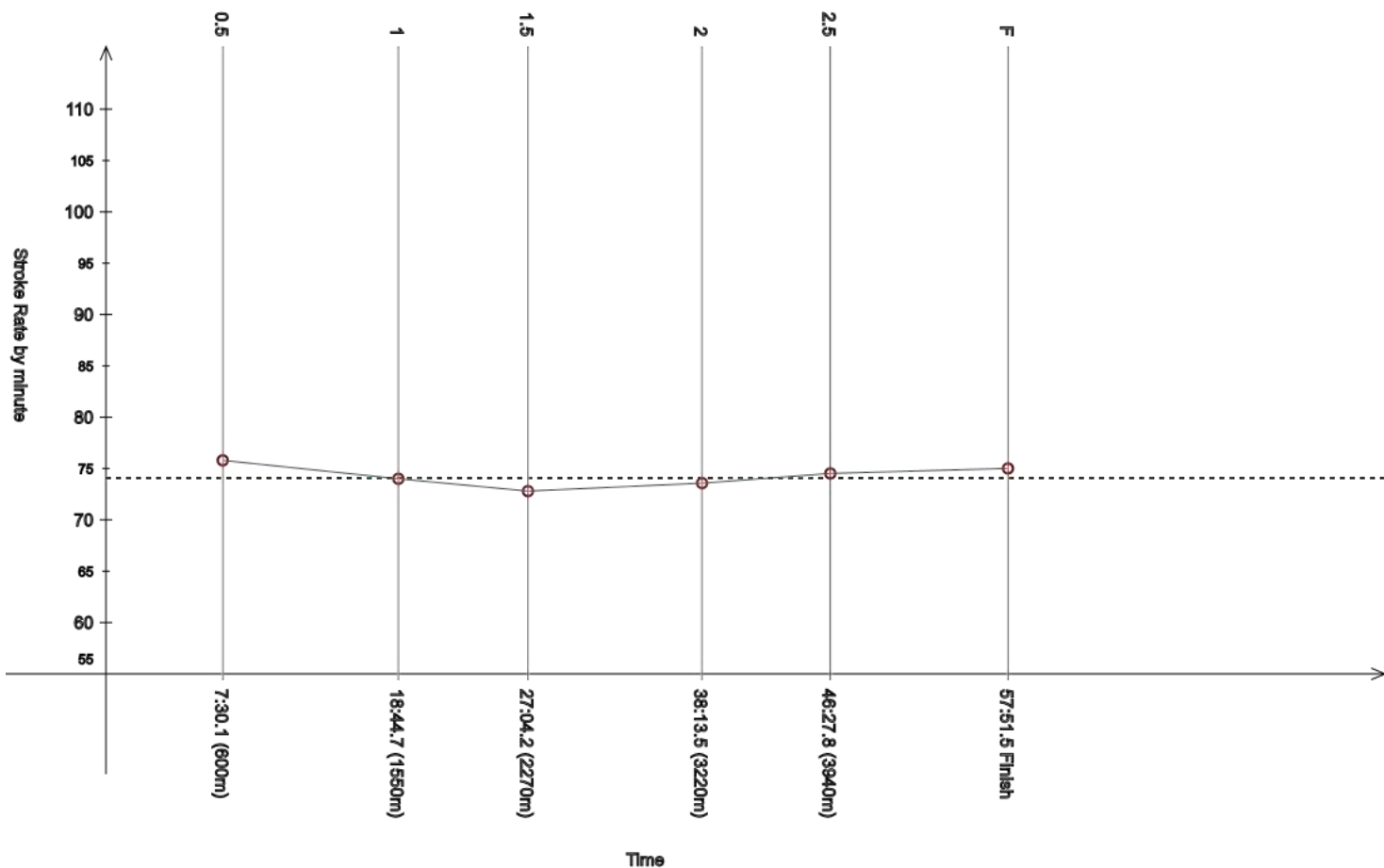
Women's 5km

7 FEB 2024 - 10:30

Race Analysis

Rank	Bib	Name	NAT Code			Finish Time	Gap
8	129	JOUISSE Caroline Laure	FRA			57:51.5	+17.6

Lap	Time	Rank	Gap	SPM	Lap	Time	Rank	Gap	SPM	Lap	Time	Rank	Gap	SPM	SPM	STC
0.5	7:30.1	(8)	+4.4	75.8	1	18:44.7	(=7)	+5.3	74.0	1.5	27:04.2	(7)	+10.7	72.8		
						11:14.6					8:19.5				74.1	4273
2	38:13.5	(12)	+9.0	73.6	2.5	46:27.8	(=6)	+10.0	74.5	F	57:51.5	(8)	+17.6	75.0		
	11:09.3					8:14.3					11:23.7					



Legend:	-----	Stroke Rate Average	+	Gap or time behind	F	Finish	SPM	Average strokes per minute
	STC	Total strokes						

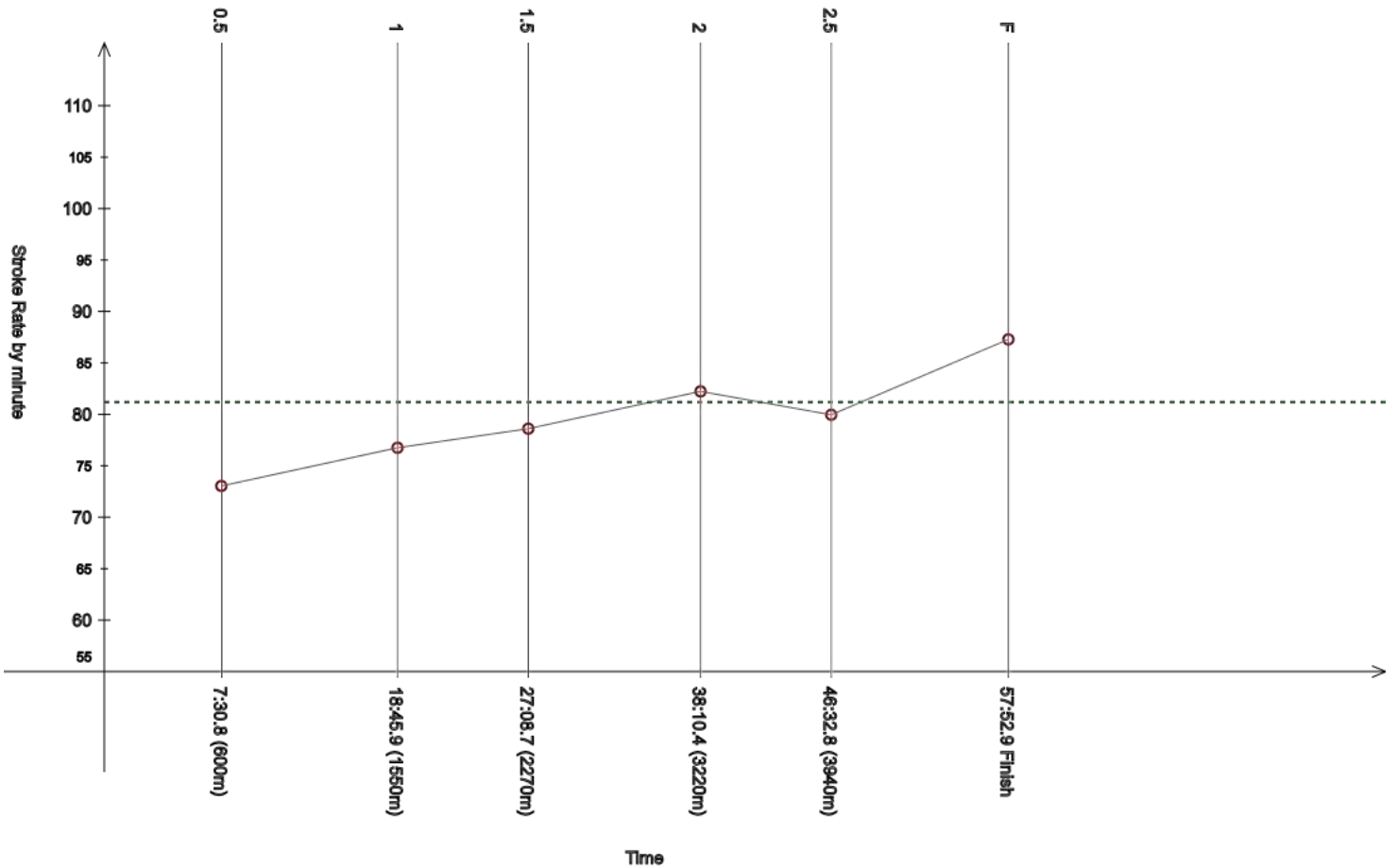
Official Timekeeping by OMEGA

Event 103
7 FEB 2024 - 10:30

Women's 5km

Race Analysis

Rank	Bib	Name				NAT Code				Finish Time	Gap					
9	118	JUNGBLUT Viviane				BRA				57:52.9	+19.0					
Lap	Time	Rank	Gap	SPM	Lap	Time	Rank	Gap	SPM	Lap	Time	Rank	Gap	SPM	SPM	STC
0.5	7:30.8	(11)	+5.1	73.0	1	18:45.9	(11)	+6.5	76.8	1.5	27:08.7	(13)	+15.2	78.6		
						11:15.1					8:22.8				81.2	4671
2	38:10.4	(6)	+5.9	82.2	2.5	46:32.8	(13)	+15.0	80.0	F	57:52.9	(9)	+19.0	87.3		
	11:01.7					8:22.4					11:20.1					



Legend:	----- Stroke Rate Average	+	Gap or time behind	F	Finish	SPM	Average strokes per minute
STC	Total strokes						

Official Timekeeping by OMEGA

Event 103

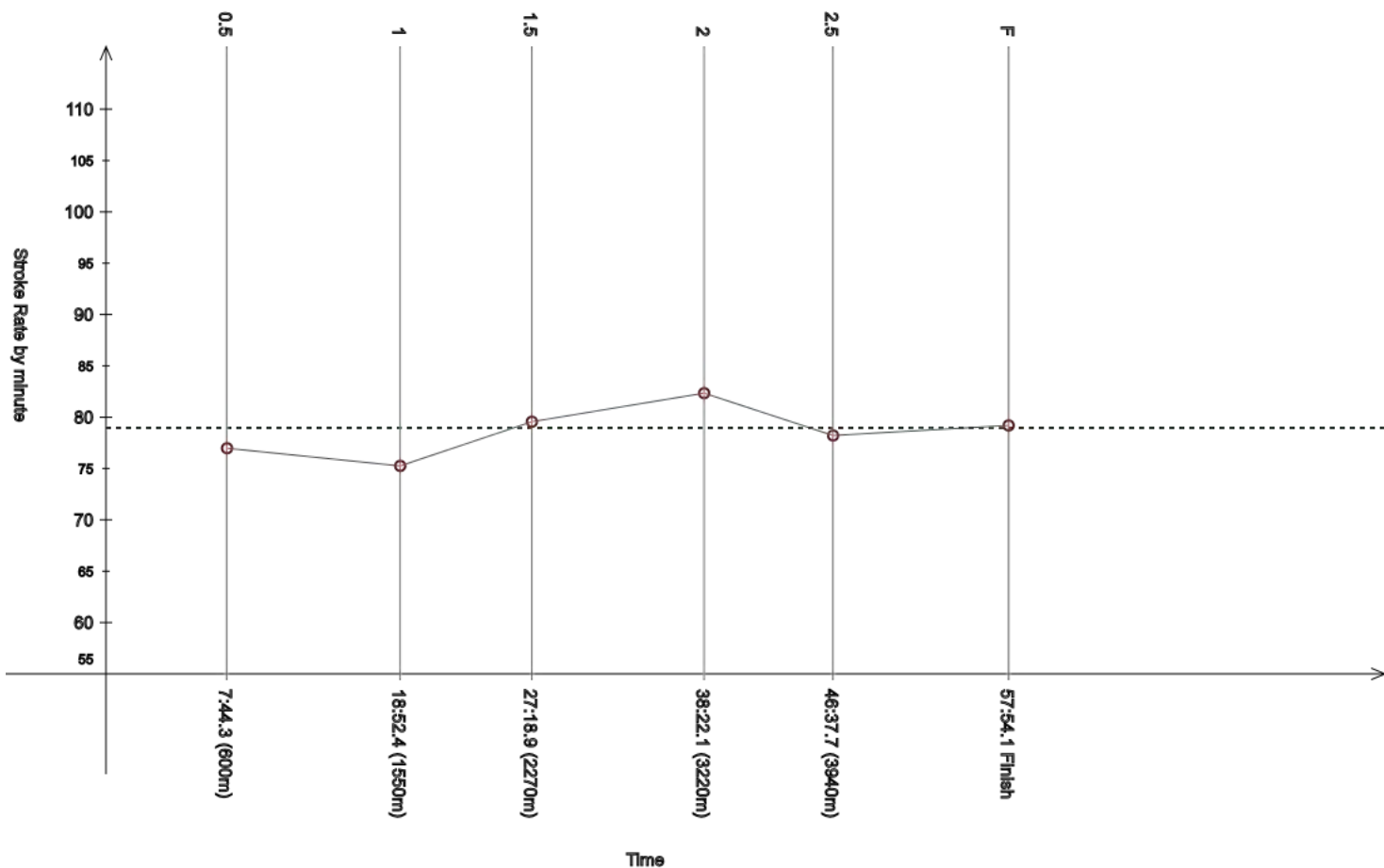
Women's 5km

7 FEB 2024 - 10:30

Race Analysis

Rank	Bib	Name	NAT Code	Finish Time	Gap
10	151	ANDRE Angelica	POR	57:54.1	+20.2

Lap	Time	Rank	Gap	SPM	Lap	Time	Rank	Gap	SPM	Lap	Time	Rank	Gap	SPM	SPM	STC
0.5	7:44.3	(38)	+18.6	77.0	1	18:52.4	(26)	+13.0	75.3	1.5	27:18.9	(28)	+25.4	79.6		
						11:08.1					8:26.5				79.0	4581
2	38:22.1	(17)	+17.6	82.3	2.5	46:37.7	(16)	+19.9	78.2	F	57:54.1	(10)	+20.2	79.2		
	11:03.2					8:15.6					11:16.4					



Legend:	----- Stroke Rate Average	+	Gap or time behind	F	Finish	SPM	Average strokes per minute
STC	Total strokes						

Official Timekeeping by OMEGA

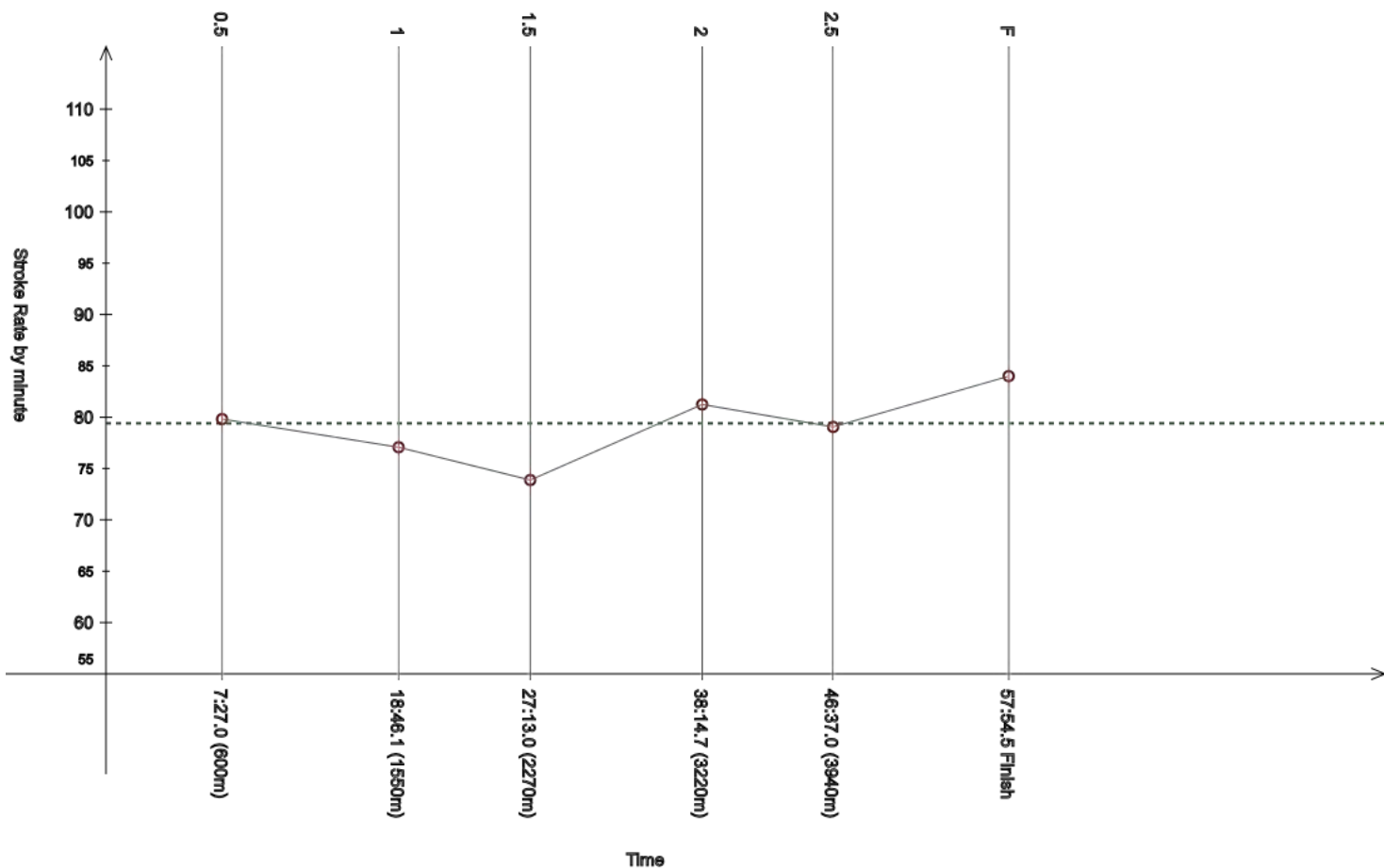
Event 103
7 FEB 2024 - 10:30

Women's 5km

Race Analysis

Rank	Bib	Name	NAT Code			Finish Time			Gap
11	155	POU Lisa	MON			57:54.5			+20.6

Lap	Time	Rank	Gap	SPM	Lap	Time	Rank	Gap	SPM	Lap	Time	Rank	Gap	SPM	SPM	STC
0.5	7:27.0	(4)	+1.3	79.8	1	18:46.1	(12)	+6.7	77.1	1.5	27:13.0	(17)	+19.5	73.9		
						11:19.1					8:26.9				79.4	4690
2	38:14.7	(14)	+10.2	81.2	2.5	46:37.0	(15)	+19.2	79.1	F	57:54.5	(11)	+20.6	84.0		
	11:01.7					8:22.3					11:17.5					



Legend:	----- Stroke Rate Average	+	Gap or time behind	F	Finish	SPM	Average strokes per minute
STC	Total strokes						

Official Timekeeping by OMEGA

Event 103

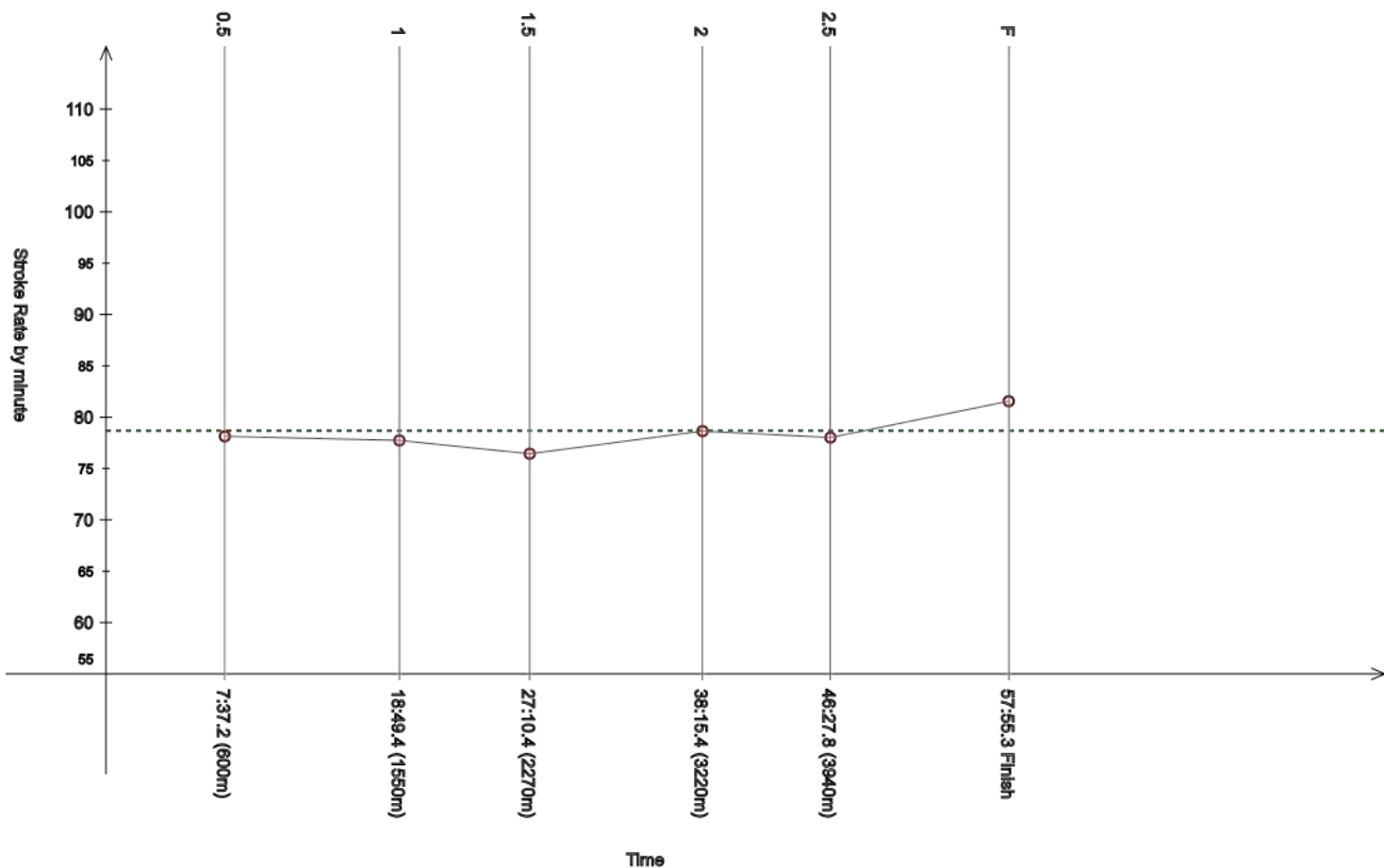
Women's 5km

7 FEB 2024 - 10:30

Race Analysis

Rank	Bib	Name	NAT Code	Finish Time	Gap
12	162	DENIGAN Mariah	USA	57:55.3	+21.4

Lap	Time	Rank	Gap	SPM	Lap	Time	Rank	Gap	SPM	Lap	Time	Rank	Gap	SPM	SPM	STC
0.5	7:37.2	(25)	+11.5	78.1	1	18:49.4	(21)	+10.0	77.7	1.5	27:10.4	(=14)	+16.9	76.4		
						11:12.2					8:21.0				78.7	4581
2	38:15.4	(15)	+10.9	78.6	2.5	46:27.8	(=6)	+10.0	78.0	F	57:55.3	(12)	+21.4	81.6		
	11:05.0					8:12.4					11:27.5					



Legend:	-----	Stroke Rate Average	+	Gap or time behind	F	Finish	SPM	Average strokes per minute
	STC	Total strokes						

Official Timekeeping by OMEGA

Event 103

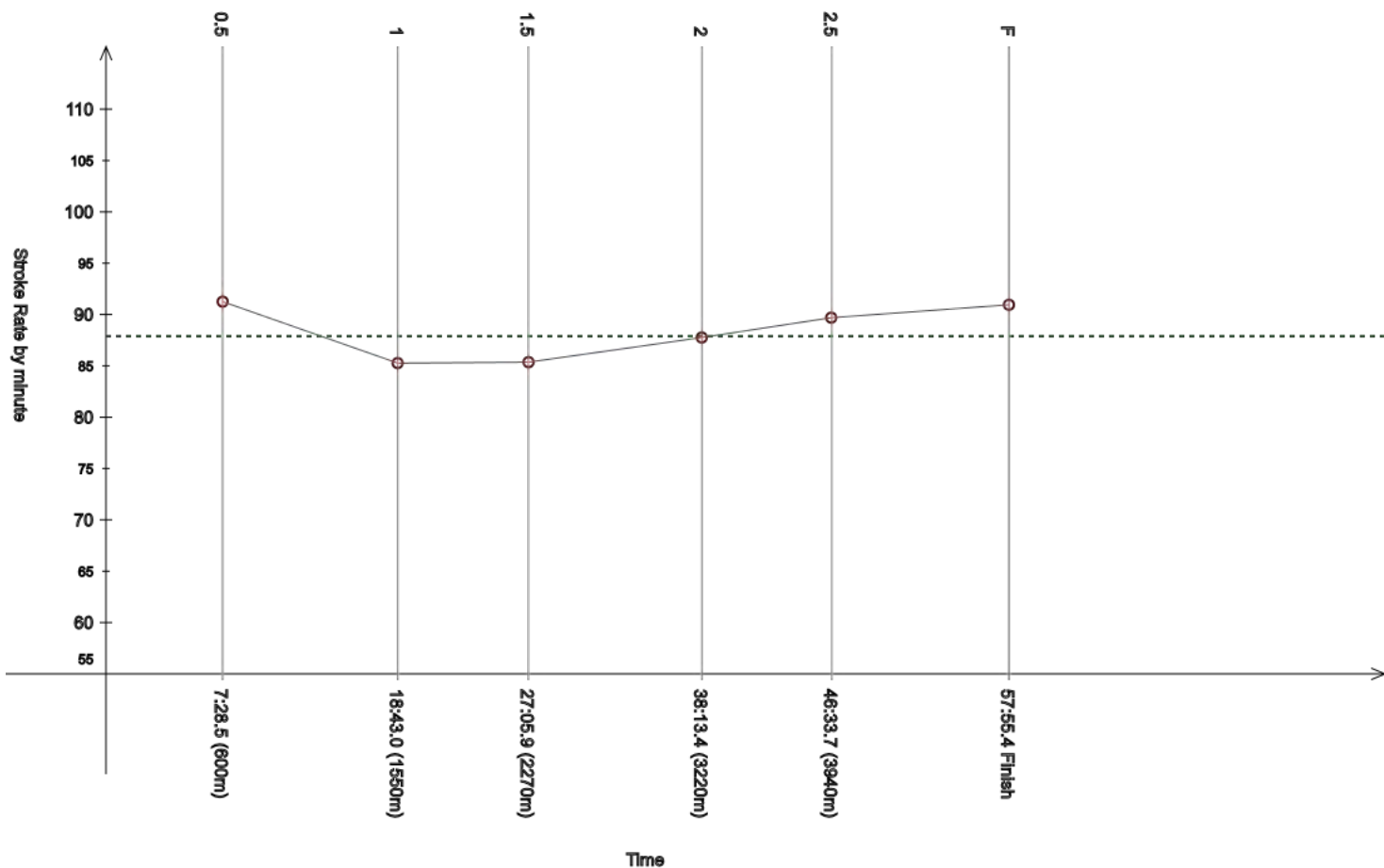
7 FEB 2024 - 10:30

Women's 5km

Race Analysis

Rank	Bib	Name	NAT Code	Finish Time	Gap
13	116	ROSA Mafalda	POR	57:55.4	+21.5

Lap	Time	Rank	Gap	SPM	Lap	Time	Rank	Gap	SPM	Lap	Time	Rank	Gap	SPM	SPM	STC
0.5	7:28.5	(7)	+2.8	91.3	1	18:43.0	(6)	+3.6	85.3	1.5	27:05.9	(=9)	+12.4	85.4		
						11:14.5					8:22.9				87.9	5444
2	38:13.4	(=10)	+8.9	87.8	2.5	46:33.7	(14)	+15.9	89.7	F	57:55.4	(13)	+21.5	91.0		
	11:07.5					8:20.3					11:21.7					



Legend:	----- Stroke Rate Average	+	Gap or time behind	F	Finish	SPM	Average strokes per minute
STC	Total strokes						

Official Timekeeping by OMEGA

Event 103

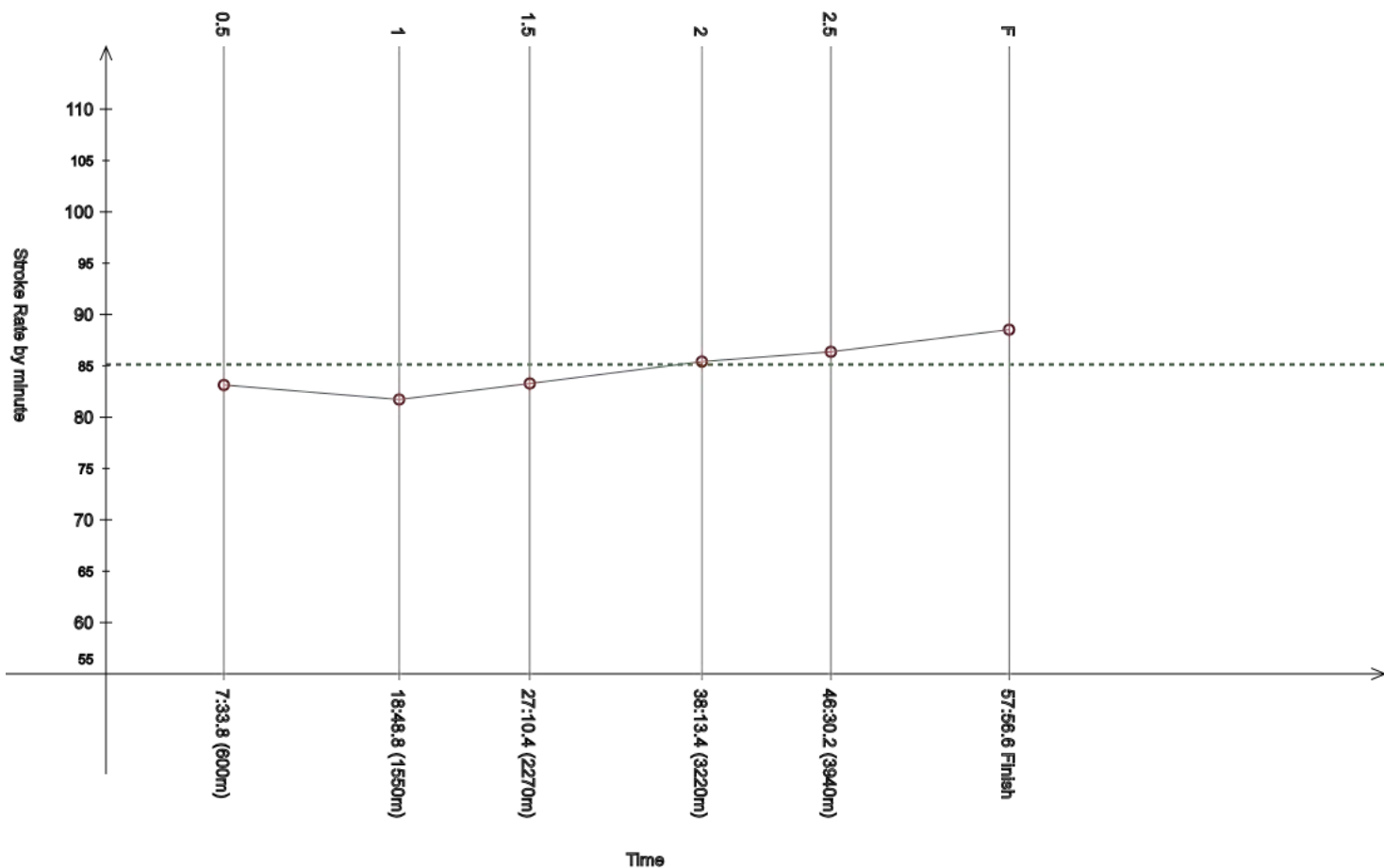
Women's 5km

7 FEB 2024 - 10:30

Race Analysis

Rank	Bib	Name	NAT Code			Finish Time	Gap
14	144	BECK Leonie	GER			57:56.6	+22.7

Lap	Time	Rank	Gap	SPM	Lap	Time	Rank	Gap	SPM	Lap	Time	Rank	Gap	SPM	SPM	STC
0.5	7:33.8	(15)	+8.1	83.1	1	18:48.8	(18)	+9.4	81.7	1.5	27:10.4	(=14)	+16.9	83.3		
						11:15.0					8:21.6				85.1	4915
2	38:13.4	(=10)	+8.9	85.4	2.5	46:30.2	(10)	+12.4	86.4	F	57:56.6	(14)	+22.7	88.5		
	11:03.0					8:16.8					11:26.4					



Legend:	-----	Stroke Rate Average	+	Gap or time behind	F	Finish	SPM	Average strokes per minute
	STC	Total strokes						

Official Timekeeping by OMEGA

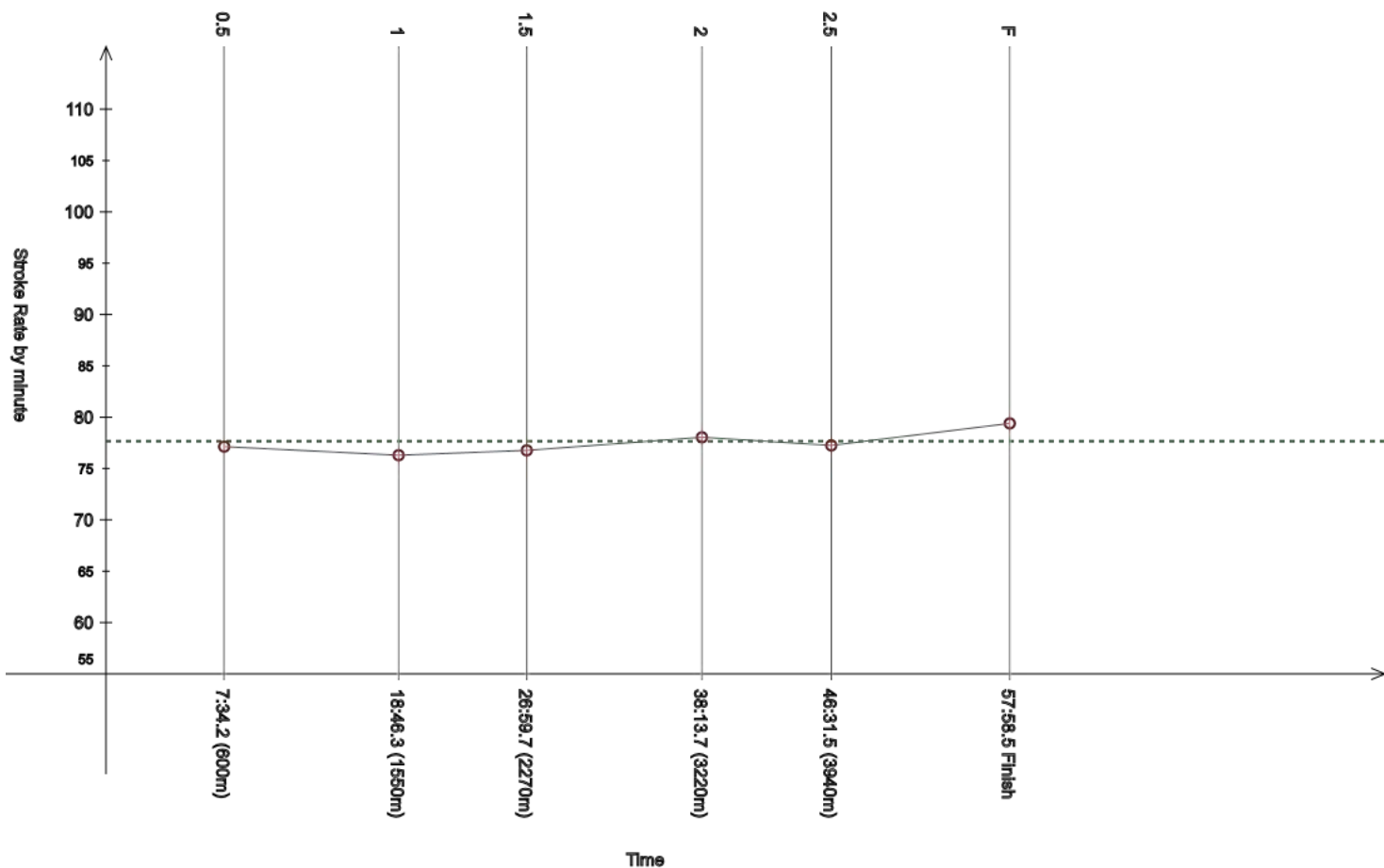
Event 103

Women's 5km

7 FEB 2024 - 10:30

Race Analysis

Rank	Bib	Name	NAT Code					Finish Time	Gap							
15	107	POZZOBON Barbara	ITA					57:58.5	+24.6							
Lap	Time	Rank	Gap	SPM	Lap	Time	Rank	Gap	SPM	Lap	Time	Rank	Gap	SPM	SPM	STC
0.5	7:34.2	(17)	+8.5	77.1	1	18:46.3	(=13)	+6.9	76.3	1.5	26:59.7	(5)	+6.2	76.8		
						11:12.1					8:13.4				77.7	4504
2	38:13.7	(13)	+9.2	78.0	2.5	46:31.5	(11)	+13.7	77.3	F	57:58.5	(15)	+24.6	79.4		
	11:14.0					8:17.8					11:27.0					



Legend:	----- Stroke Rate Average	+	Gap or time behind	F	Finish	SPM	Average strokes per minute
STC	Total strokes						

Official Timekeeping by OMEGA

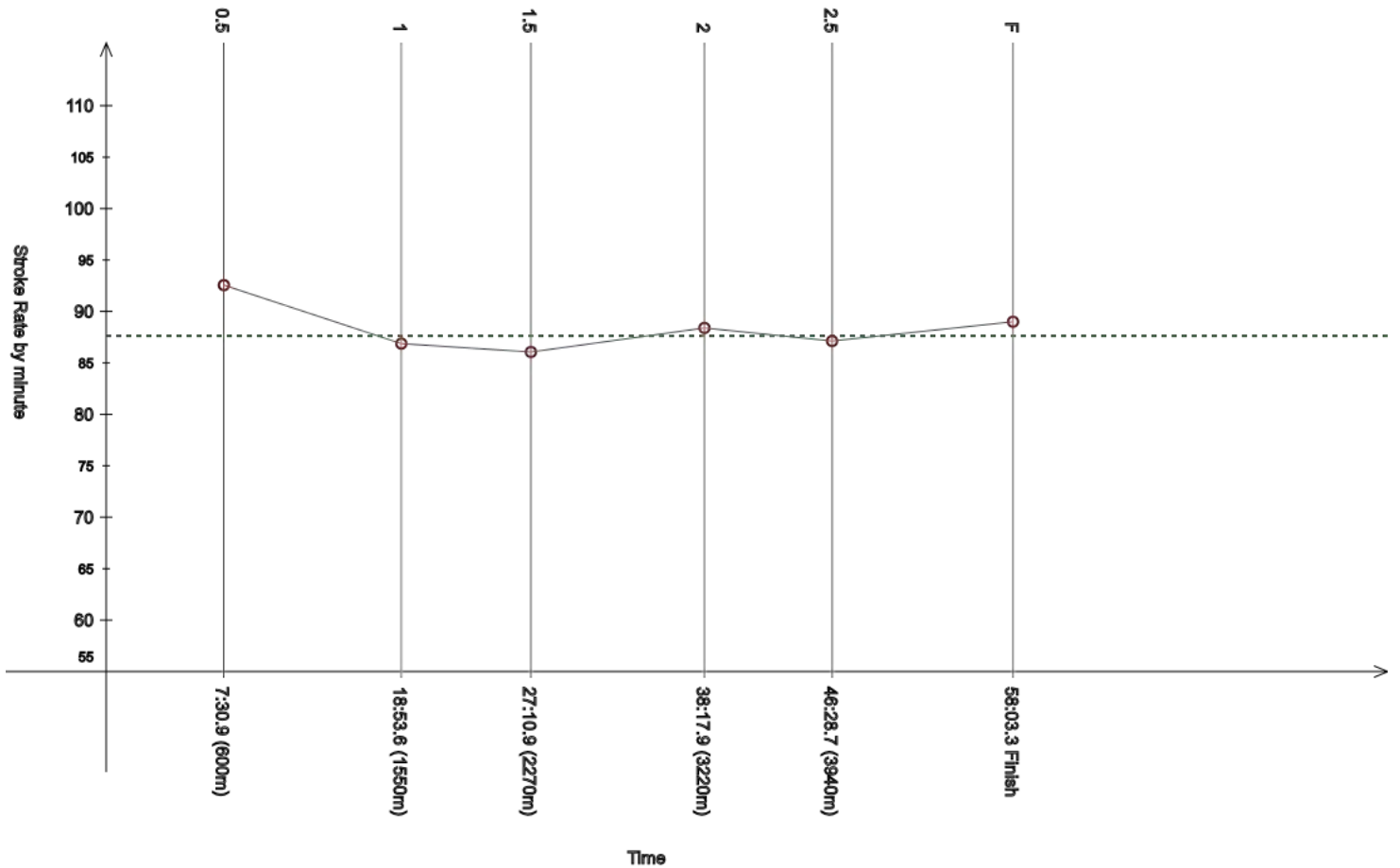
Event 103
7 FEB 2024 - 10:30

Women's 5km

Race Analysis

Rank	Bib	Name	NAT Code			Finish Time			Gap		
16	108	SPIWOKS Jeannette	GER			58:03.3			+29.4		

Lap	Time	Rank	Gap	SPM	Lap	Time	Rank	Gap	SPM	Lap	Time	Rank	Gap	SPM	SPM	STC
0.5	7:30.9	(12)	+5.2	92.6	1	18:53.6	(28)	+14.2	86.9	1.5	27:10.9	(16)	+17.4	86.1		
						11:22.7					8:17.3				87.6	5084
2	38:17.9	(16)	+13.4	88.4	2.5	46:28.7	(9)	+10.9	87.1	F	58:03.3	(16)	+29.4	89.0		
	11:07.0					8:10.8					11:34.6					



Legend:	----- Stroke Rate Average	+	Gap or time behind	F	Finish	SPM	Average strokes per minute
STC	Total strokes						

Official Timekeeping by OMEGA

Event 103

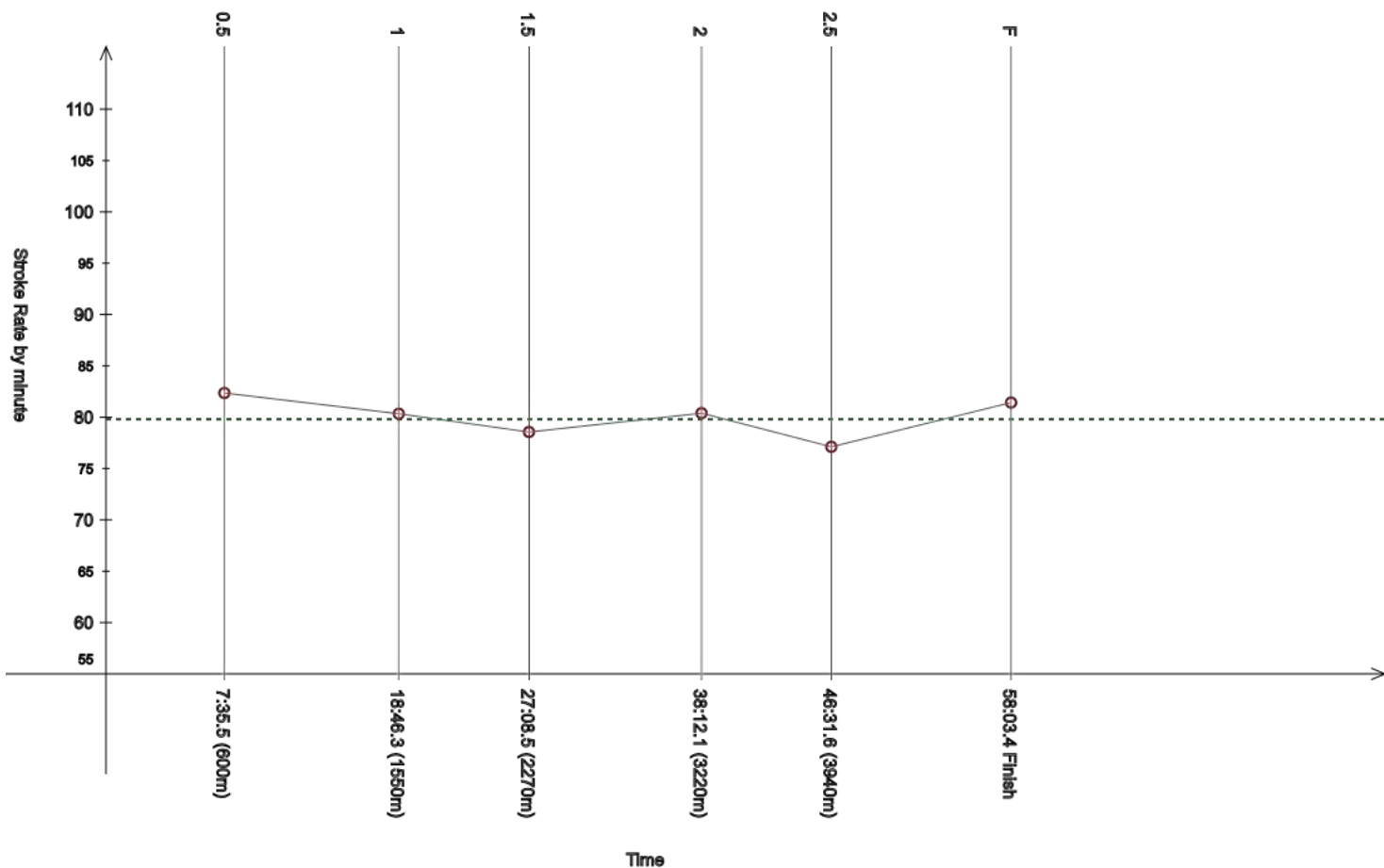
Women's 5km

7 FEB 2024 - 10:30

Race Analysis

Rank	Bib	Name	NAT Code	Finish Time	Gap
17	153	SANCHEZ LORA Candela	ESP	58:03.4	+29.5

Lap	Time	Rank	Gap	SPM	Lap	Time	Rank	Gap	SPM	Lap	Time	Rank	Gap	SPM	SPM	STC
0.5	7:35.5	(22)	+9.8	82.4	1	18:46.3	(=13)	+6.9	80.3	1.5	27:08.5	(12)	+15.0	78.6		
						11:10.8					8:22.2				79.8	4659
2	38:12.1	(9)	+7.6	80.4	2.5	46:31.6	(12)	+13.8	77.1	F	58:03.4	(17)	+29.5	81.4		
	11:03.6					8:19.5					11:31.8					



Legend:	----- Stroke Rate Average	+	Gap or time behind	F	Finish	SPM	Average strokes per minute
STC	Total strokes						

Official Timekeeping by OMEGA

Event 103

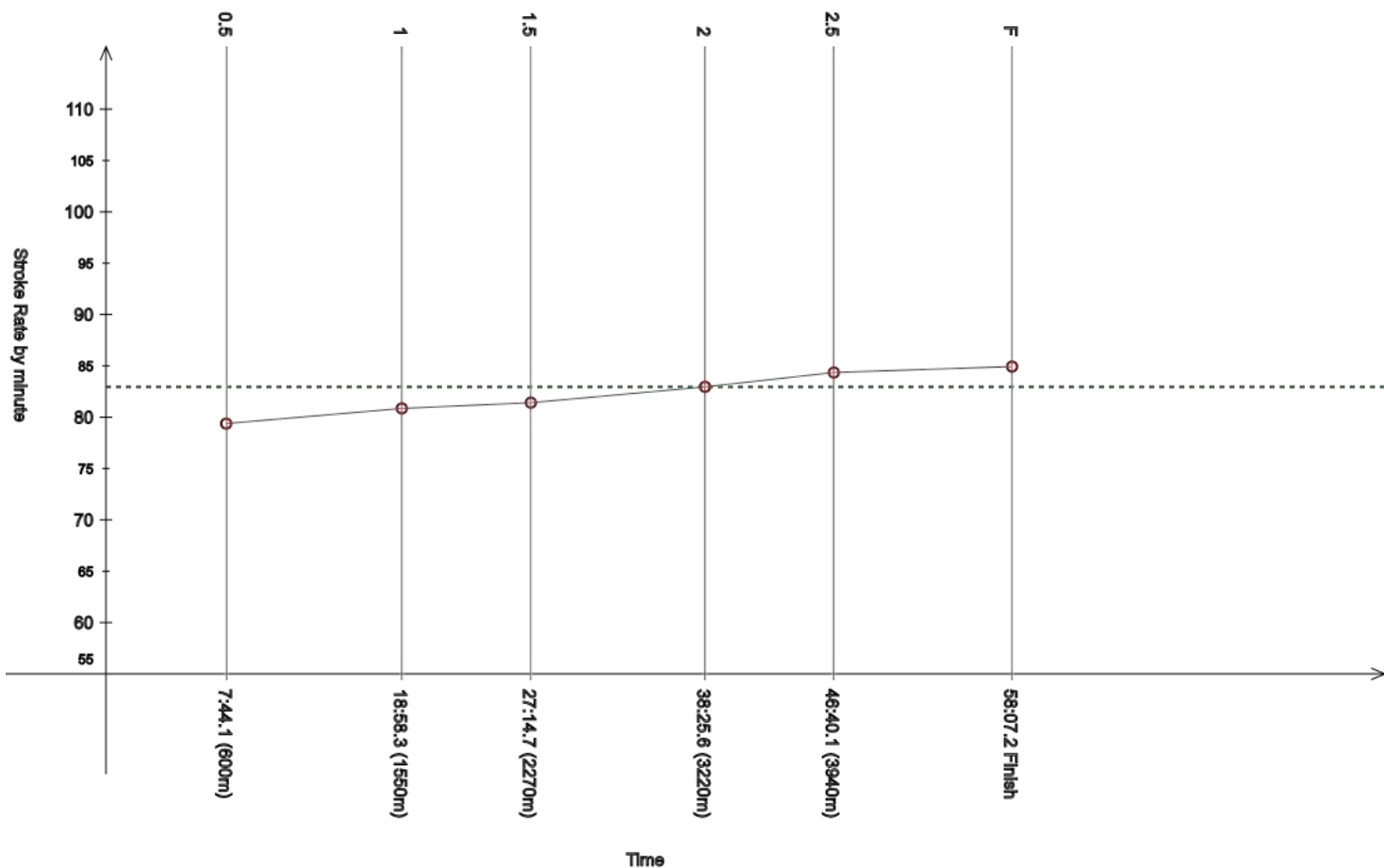
Women's 5km

7 FEB 2024 - 10:30

Race Analysis

Rank	Bib	Name	NAT Code	Finish Time	Gap
18	125	XIN Xin	CHN	58:07.2	+33.3

Lap	Time	Rank	Gap	SPM	Lap	Time	Rank	Gap	SPM	Lap	Time	Rank	Gap	SPM	SPM	STC
0.5	7:44.1	(=34)	+18.4	79.4	1	18:58.3	(34)	+18.9	80.9	1.5	27:14.7	(19)	+21.2	81.4		
						11:14.2					8:16.4				83.0	4839
2	38:25.6	(18)	+21.1	83.0	2.5	46:40.1	(17)	+22.3	84.4	F	58:07.2	(18)	+33.3	84.9		
	11:10.9					8:14.5					11:27.1					



Legend:	----- Stroke Rate Average	+	Gap or time behind	F	Finish	SPM	Average strokes per minute
STC	Total strokes						

Official Timekeeping by OMEGA

Event 103

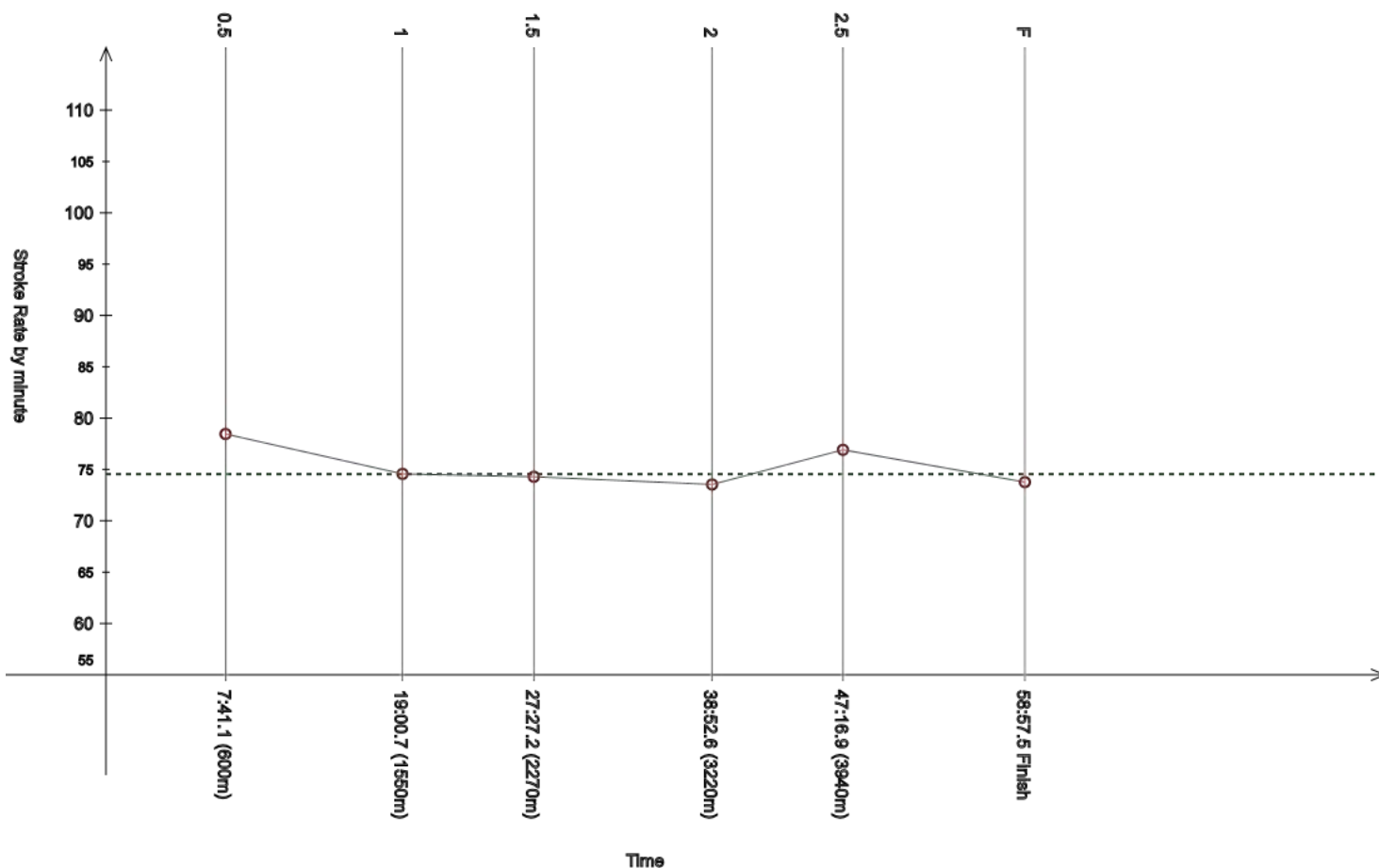
Women's 5km

7 FEB 2024 - 10:30

Race Analysis

Rank	Bib	Name	NAT Code	Finish Time	Gap
19	135	MAO Yihan	CHN	58:57.5	+1:23.6

Lap	Time	Rank	Gap	SPM	Lap	Time	Rank	Gap	SPM	Lap	Time	Rank	Gap	SPM	SPM	STC
0.5	7:41.1	(=29)	+15.4	78.5	1	19:00.7	(37)	+21.3	74.6	1.5	27:27.2	(36)	+33.7	74.3		
						11:19.6					8:26.5				74.5	4395
2	38:52.6	(36)	+48.1	73.5	2.5	47:16.9	(=26)	+59.1	76.9	F	58:57.5	(19)	++	73.8		
	11:25.4					8:24.3					11:40.6					



Legend:			
---	Stroke Rate Average	+	Gap or time behind
++	One minute or more behind in split time	F	Finish
SPM	Average strokes per minute	STC	Total strokes

Official Timekeeping by OMEGA

Event 103

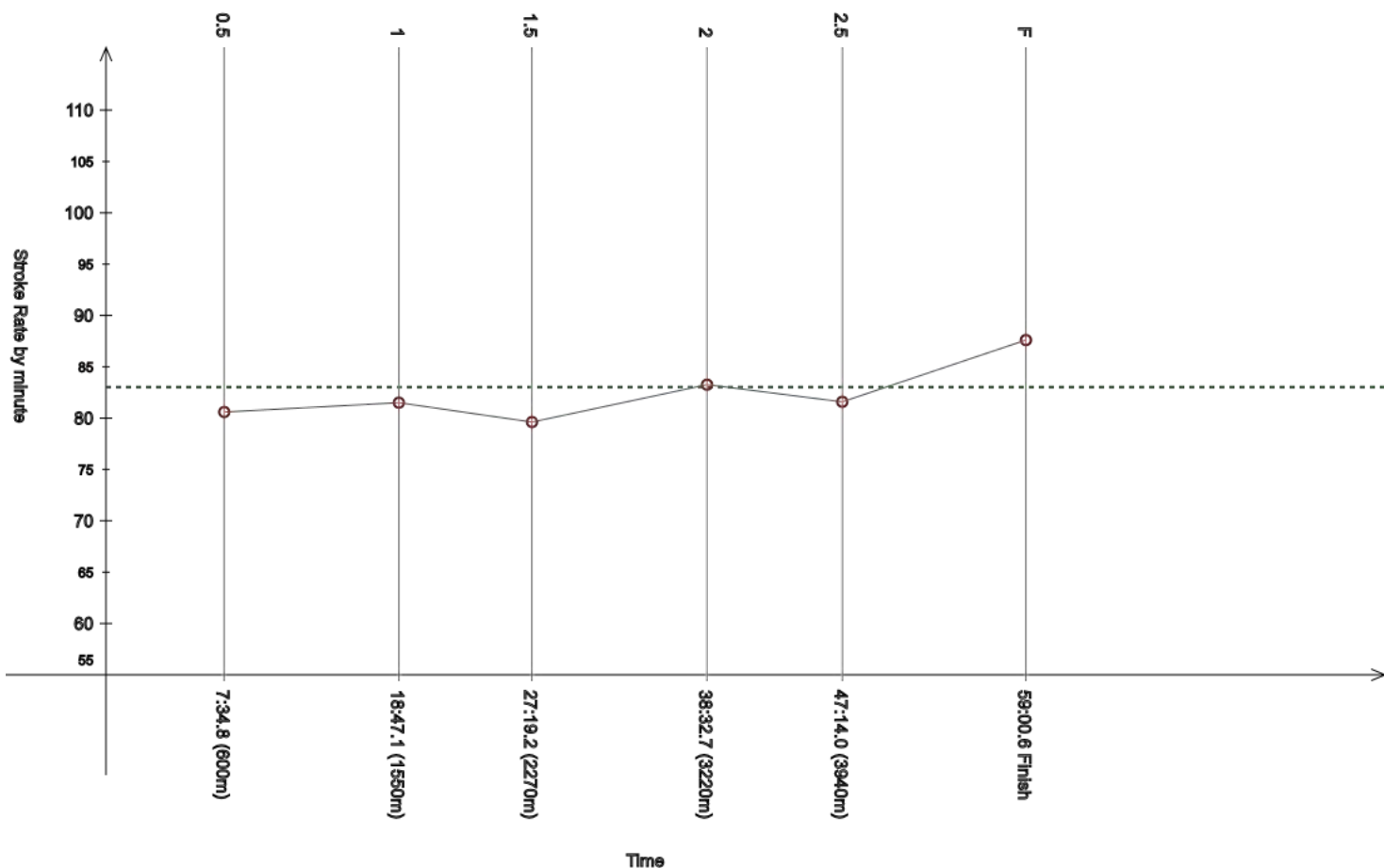
Women's 5km

7 FEB 2024 - 10:30

Race Analysis

Rank	Bib	Name	NAT Code	Finish Time	Gap
20	131	SZIMCSAK Mira	HUN	59:00.6	+1:26.7

Lap	Time	Rank	Gap	SPM	Lap	Time	Rank	Gap	SPM	Lap	Time	Rank	Gap	SPM	SPM	STC
0.5	7:34.8	(20)	+9.1	80.6	1	18:47.1	(15)	+7.7	81.5	1.5	27:19.2	(29)	+25.7	79.6		
						11:12.3					8:32.1				83.0	4878
2	38:32.7	(20)	+28.2	83.3	2.5	47:14.0	(23)	+56.2	81.6	F	59:00.6	(20)	++	87.6		
	11:13.5					8:41.3					11:46.6					



Legend:			
---	Stroke Rate Average	+	Gap or time behind
++	One minute or more behind in split time	F	Finish
SPM	Average strokes per minute	STC	Total strokes

Official Timekeeping by OMEGA

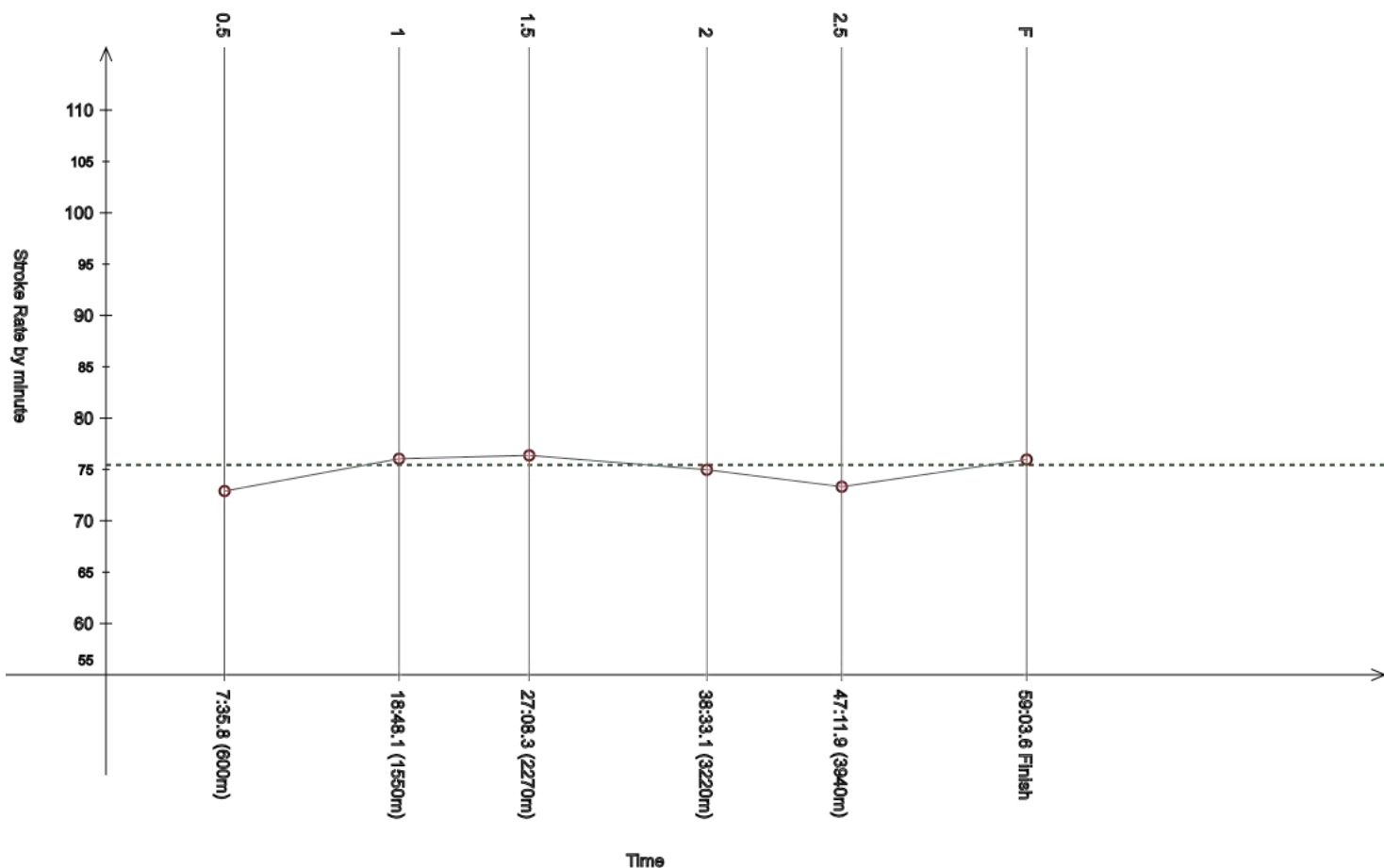
Event 103
7 FEB 2024 - 10:30

Women's 5km

Race Analysis

Rank	Bib	Name	NAT Code	Finish Time	Gap
21	157	SANDOVAL Martha	MEX	59:03.6	+1:29.7

Lap	Time	Rank	Gap	SPM	Lap	Time	Rank	Gap	SPM	Lap	Time	Rank	Gap	SPM	SPM	STC
0.5	7:35.8	(23)	+10.1	72.9	1	18:48.1	(16)	+8.7	76.0	1.5	27:08.3	(11)	+14.8	76.4		
						11:12.3					8:20.2				75.4	4459
2	38:33.1	(21)	+28.6	75.0	2.5	47:11.9	(21)	+54.1	73.3	F	59:03.6	(21)	++	76.0		
	11:24.8					8:38.8					11:51.7					



Legend:	---	Stroke Rate Average	+	Gap or time behind
	++	One minute or more behind in split time	F	Finish
	SPM	Average strokes per minute	STC	Total strokes

Official Timekeeping by OMEGA

Event 103

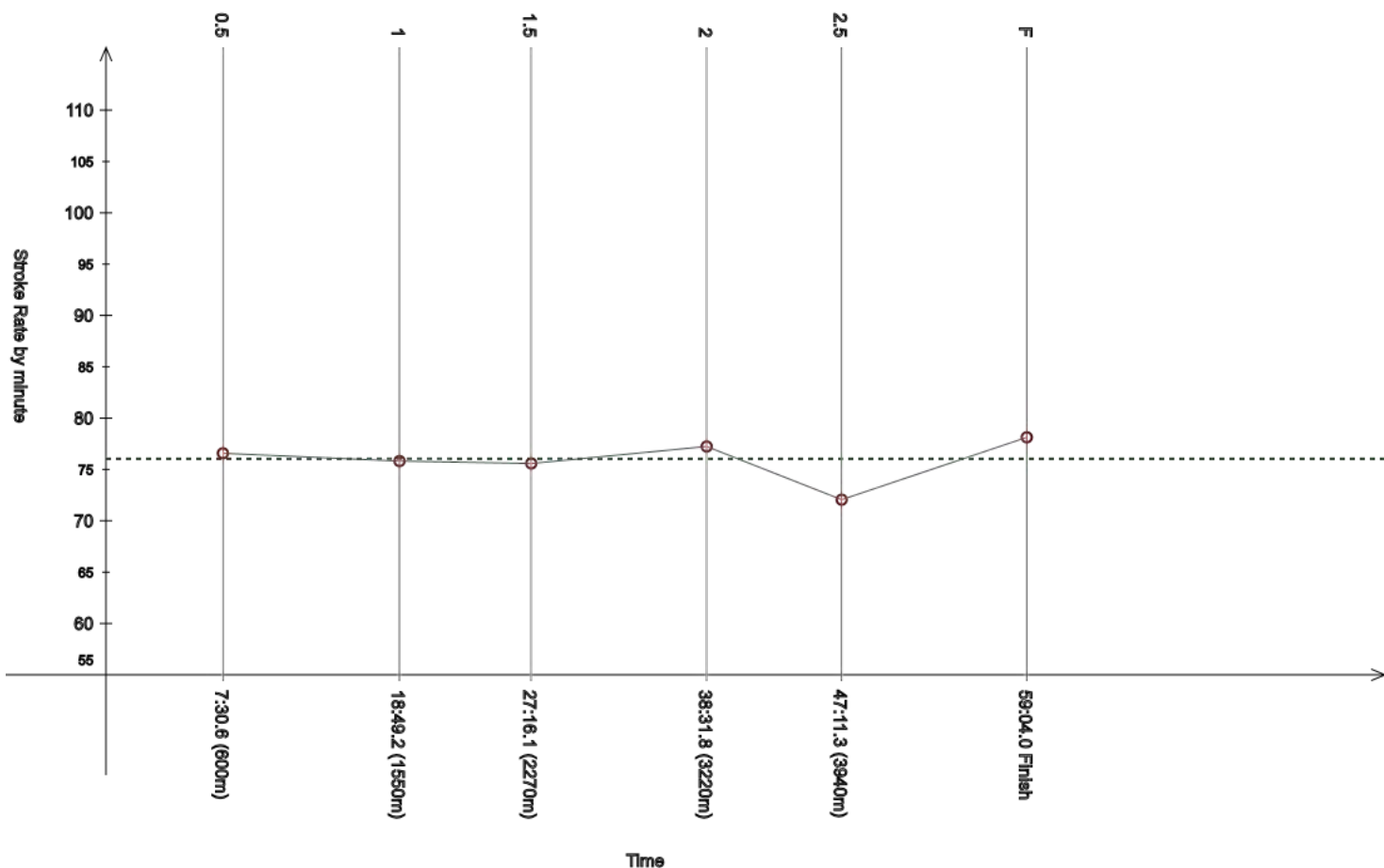
Women's 5km

7 FEB 2024 - 10:30

Race Analysis

Rank	Bib	Name	NAT Code	Finish Time	Gap
22	134	de JAGER Amica	RSA	59:04.0	+1:30.1

Lap	Time	Rank	Gap	SPM	Lap	Time	Rank	Gap	SPM	Lap	Time	Rank	Gap	SPM	SPM	STC
0.5	7:30.6	(=9)	+4.9	76.6	1	18:49.2	(=19)	+9.8	75.8	1.5	27:16.1	(20)	+22.6	75.6		
						11:18.6					8:26.9				76.0	4522
2	38:31.8	(19)	+27.3	77.2	2.5	47:11.3	(20)	+53.5	72.1	F	59:04.0	(22)	++	78.1		
	11:15.7					8:39.5					11:52.7					



Legend:	
----	Stroke Rate Average
++	One minute or more behind in split time
SPM	Average strokes per minute
+	Gap or time behind
F	Finish
STC	Total strokes

Official Timekeeping by OMEGA

Event 103

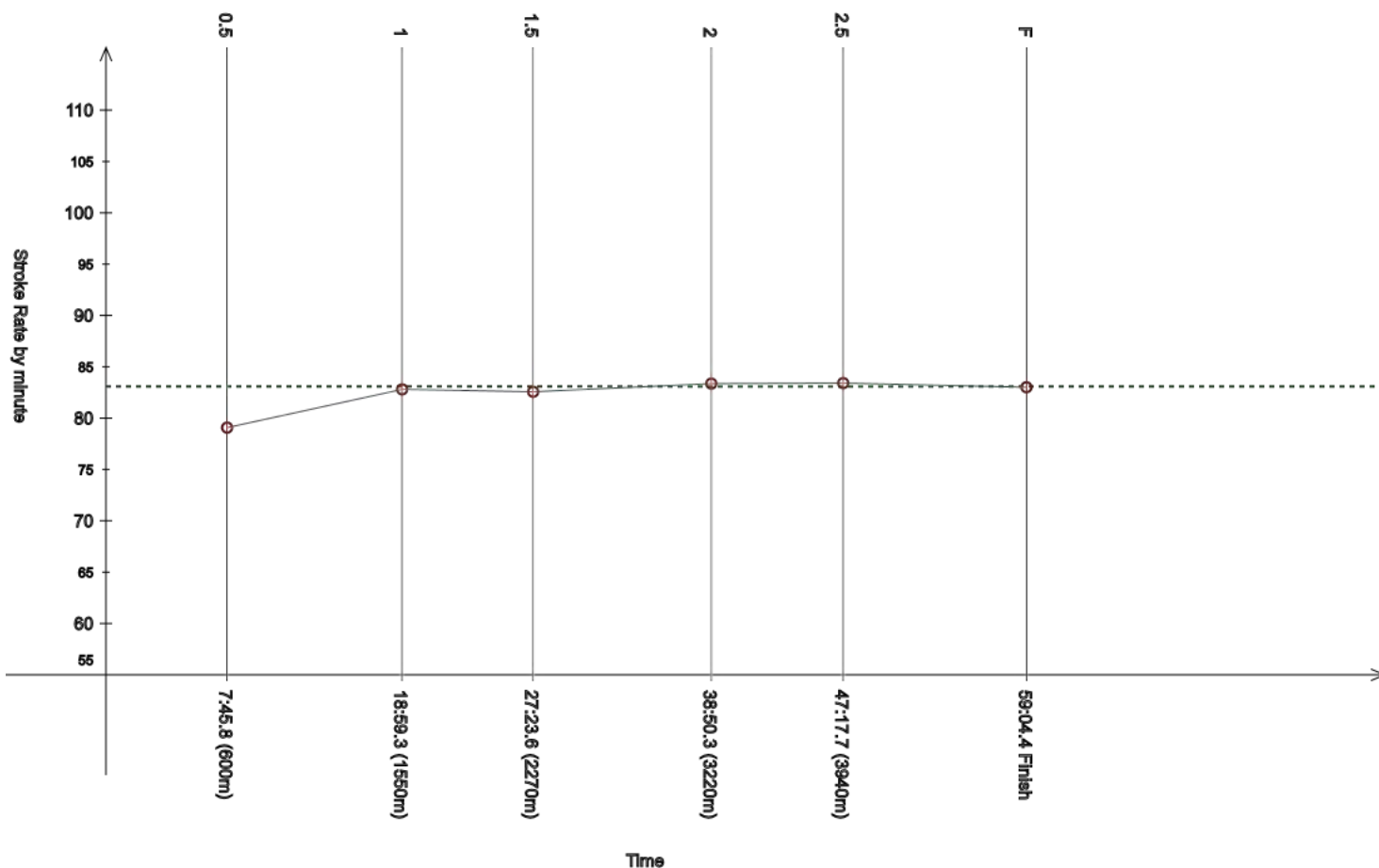
Women's 5km

7 FEB 2024 - 10:30

Race Analysis

Rank	Bib	Name	NAT Code	Finish Time	Gap
23	124	FINLIN Emma	CAN	59:04.4	+1:30.5

Lap	Time	Rank	Gap	SPM	Lap	Time	Rank	Gap	SPM	Lap	Time	Rank	Gap	SPM	SPM	STC
0.5	7:45.8	(40)	+20.1	79.1	1	18:59.3	(35)	+19.9	82.8	1.5	27:23.6	(34)	+30.1	82.6		
						11:13.5					8:24.3				83.1	4923
2	38:50.3	(31)	+45.8	83.4	2.5	47:17.7	(28)	+59.9	83.4	F	59:04.4	(23)	++	83.0		
	11:26.7					8:27.4					11:46.7					



Legend:			
---	Stroke Rate Average	+	Gap or time behind
++	One minute or more behind in split time	F	Finish
SPM	Average strokes per minute	STC	Total strokes

Official Timekeeping by OMEGA

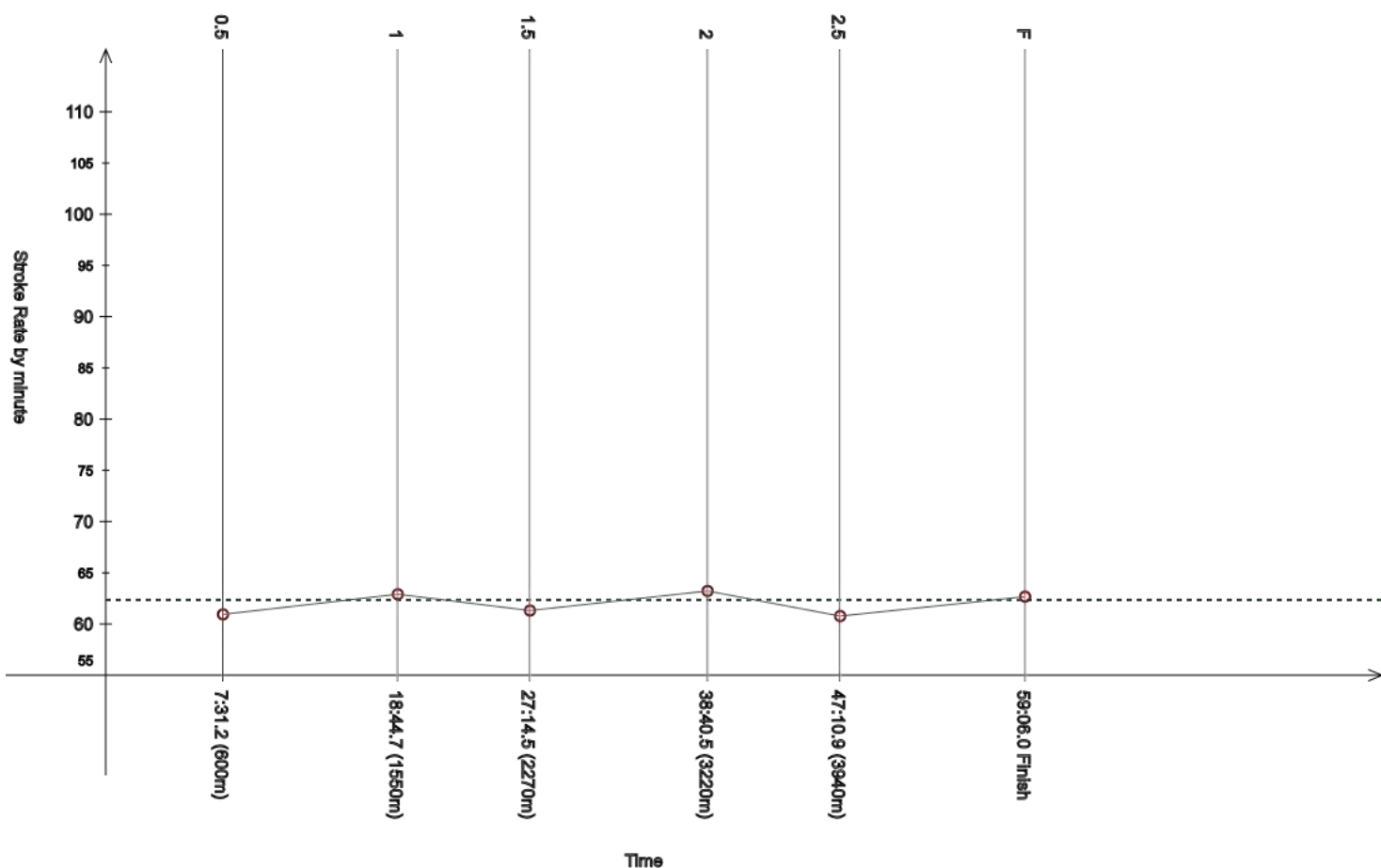
Event 103
7 FEB 2024 - 10:30

Women's 5km

Race Analysis

Rank	Bib	Name	NAT Code			Finish Time			Gap		
24	152	CRISP Bianca	AUS			59:06.0			+1:32.1		

Lap	Time	Rank	Gap	SPM	Lap	Time	Rank	Gap	SPM	Lap	Time	Rank	Gap	SPM	SPM	STC
0.5	7:31.2	(14)	+5.5	60.9	1	18:44.7	(=7)	+5.3	62.9	1.5	27:14.5	(18)	+21.0	61.3		
						11:13.5					8:29.8				62.3	3687
2	38:40.5	(25)	+36.0	63.2	2.5	47:10.9	(19)	+53.1	60.8	F	59:06.0	(24)	++	62.7		
	11:26.0					8:30.4					11:55.1					



Legend:	---	Stroke Rate Average	+	Gap or time behind
	++	One minute or more behind in split time	F	Finish
	SPM	Average strokes per minute	STC	Total strokes

Official Timekeeping by OMEGA

Event 103

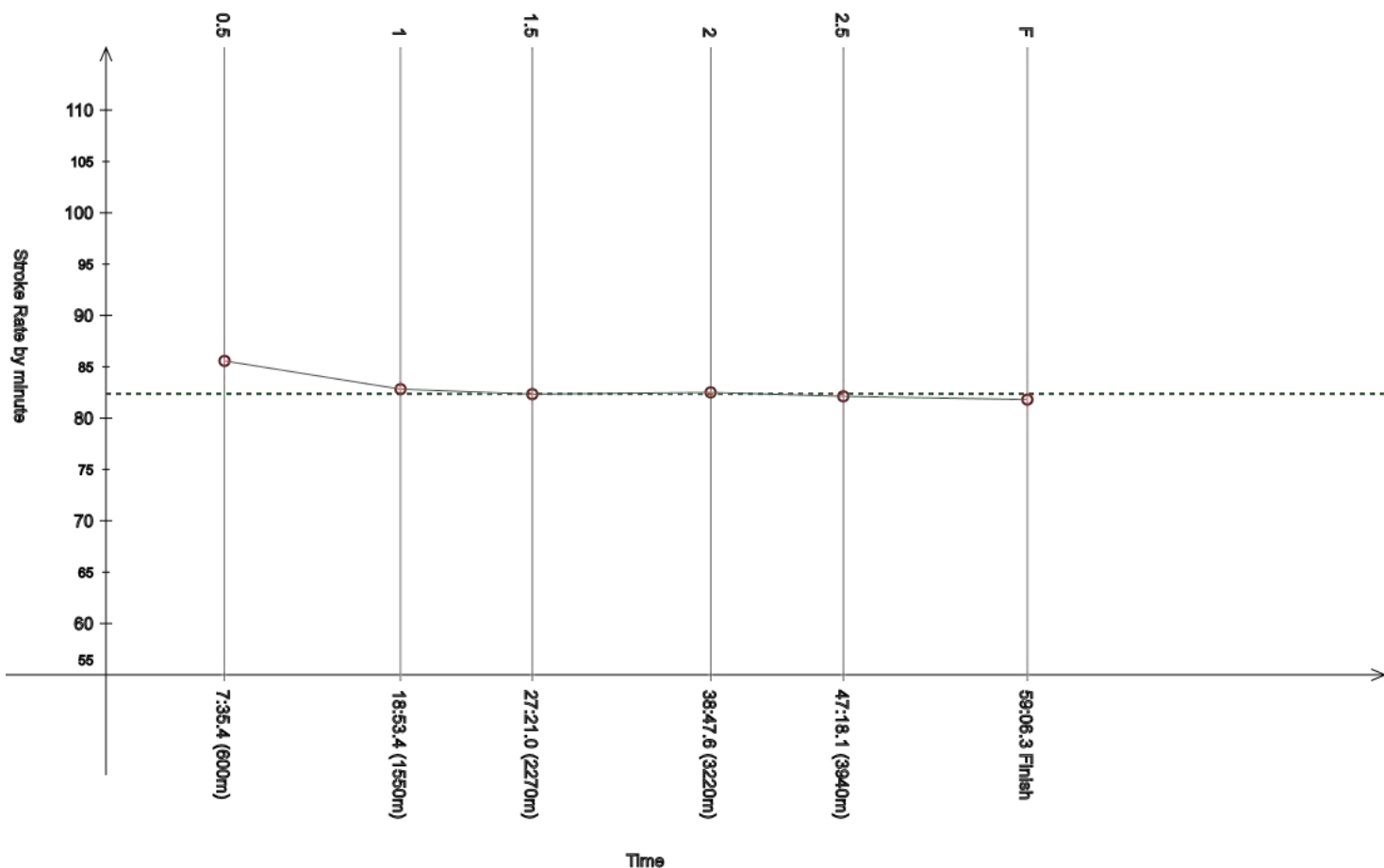
Women's 5km

7 FEB 2024 - 10:30

Race Analysis

Rank	Bib	Name	NAT Code	Finish Time	Gap
25	156	EARLE Tory	RSA	59:06.3	+1:32.4

Lap	Time	Rank	Gap	SPM	Lap	Time	Rank	Gap	SPM	Lap	Time	Rank	Gap	SPM	SPM	STC
0.5	7:35.4	(21)	+9.7	85.6	1	18:53.4	(27)	+14.0	82.8	1.5	27:21.0	(32)	+27.5	82.3		
						11:18.0					8:27.6				82.4	4879
2	38:47.6	(29)	+43.1	82.5	2.5	47:18.1	(31)	++	82.1	F	59:06.3	(25)	++	81.8		
	11:26.6					8:30.5					11:48.2					



Legend:			
---	Stroke Rate Average	+	Gap or time behind
++	One minute or more behind in split time	F	Finish
SPM	Average strokes per minute	STC	Total strokes

Official Timekeeping by OMEGA

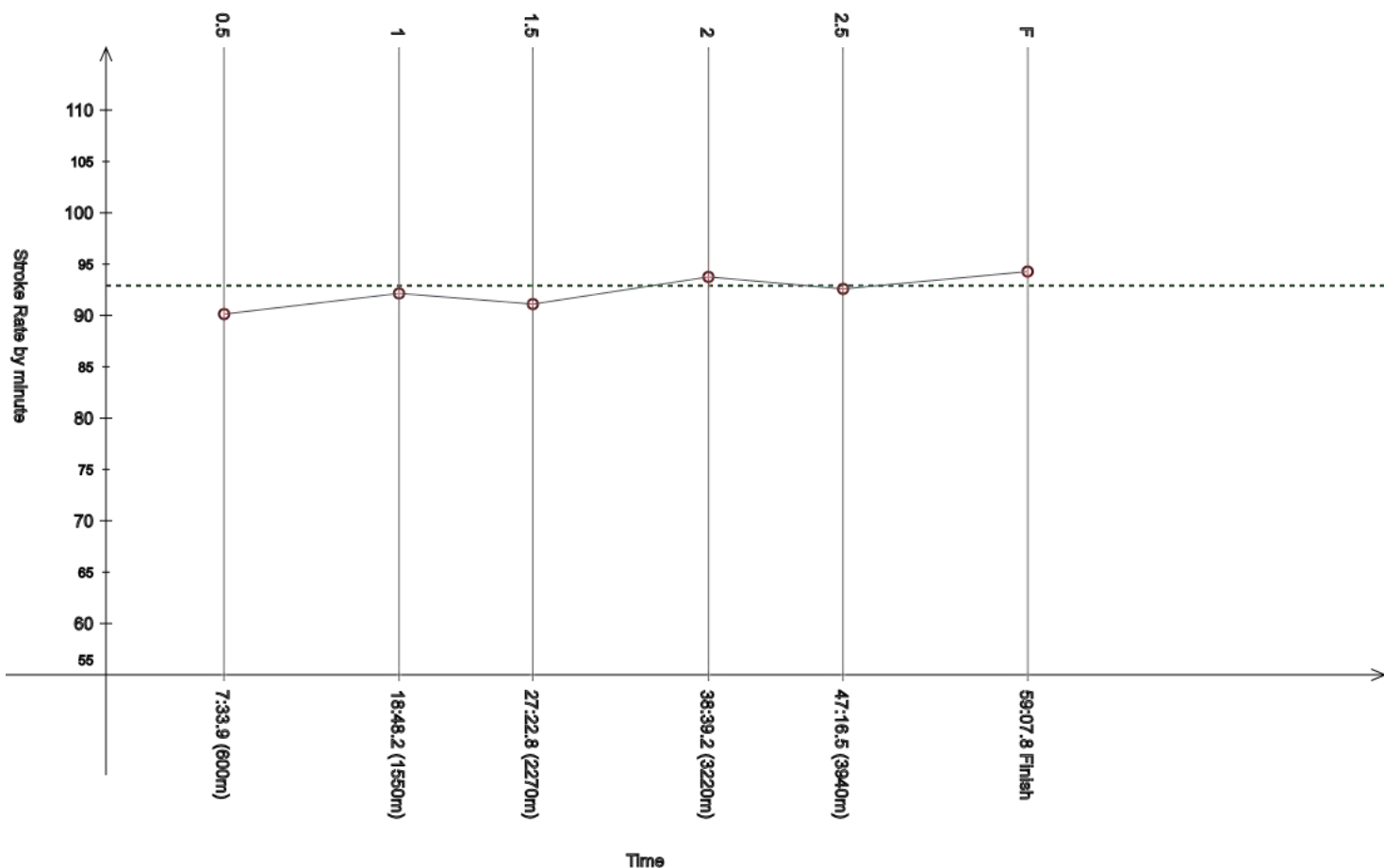
Event 103
7 FEB 2024 - 10:30

Women's 5km

Race Analysis

Rank	Bib	Name	NAT Code			Finish Time	Gap
26	113	ERDOGAN Tuna	TUR			59:07.8	+1:33.9

Lap	Time	Rank	Gap	SPM	Lap	Time	Rank	Gap	SPM	Lap	Time	Rank	Gap	SPM	SPM	STC
0.5	7:33.9	(16)	+8.2	90.1	1	18:48.2	(17)	+8.8	92.2	1.5	27:22.8	(33)	+29.3	91.1		
						11:14.3					8:34.6				92.9	5636
2	38:39.2	(24)	+34.7	93.8	2.5	47:16.5	(25)	+58.7	92.6	F	59:07.8	(26)	++	94.3		
	11:16.4					8:37.3					11:51.3					



Legend:	---	Stroke Rate Average	+	Gap or time behind
	++	One minute or more behind in split time	F	Finish
	SPM	Average strokes per minute	STC	Total strokes

Official Timekeeping by OMEGA

Event 103

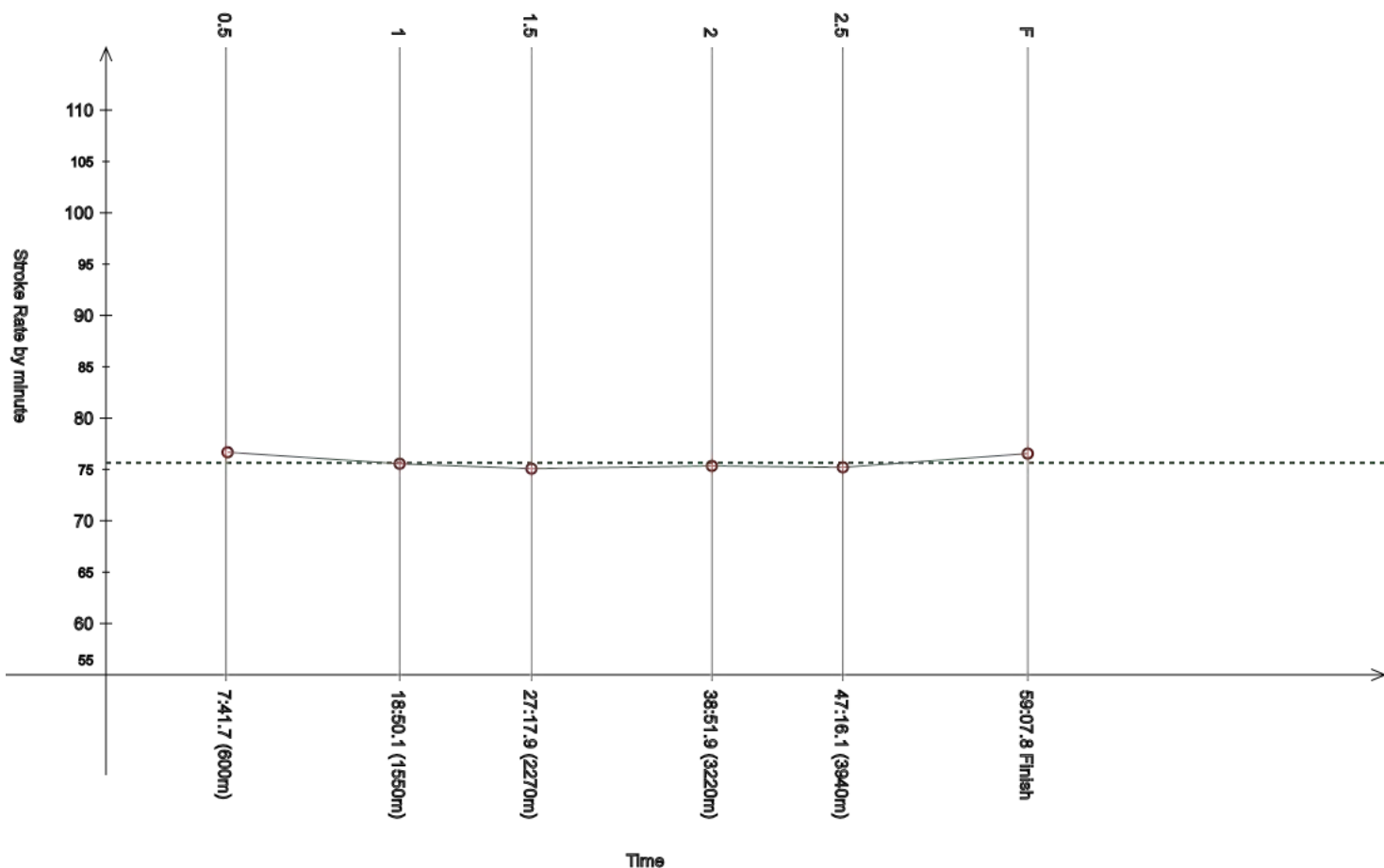
Women's 5km

7 FEB 2024 - 10:30

Race Analysis

Rank	Bib	Name	NAT Code	Finish Time	Gap
27	149	BENESOVA Alena	CZE	59:07.8	+1:33.9

Lap	Time	Rank	Gap	SPM	Lap	Time	Rank	Gap	SPM	Lap	Time	Rank	Gap	SPM	SPM	STC
0.5	7:41.7	(31)	+16.0	76.7	1	18:50.1	(22)	+10.7	75.6	1.5	27:17.9	(24)	+24.4	75.1		
						11:08.4					8:27.8				75.6	4463
2	38:51.9	(34)	+47.4	75.4	2.5	47:16.1	(24)	+58.3	75.2	F	59:07.8	(27)	++	76.5		
	11:34.0					8:24.2					11:51.7					



Legend:			
---	Stroke Rate Average	+	Gap or time behind
++	One minute or more behind in split time	F	Finish
SPM	Average strokes per minute	STC	Total strokes

Official Timekeeping by OMEGA

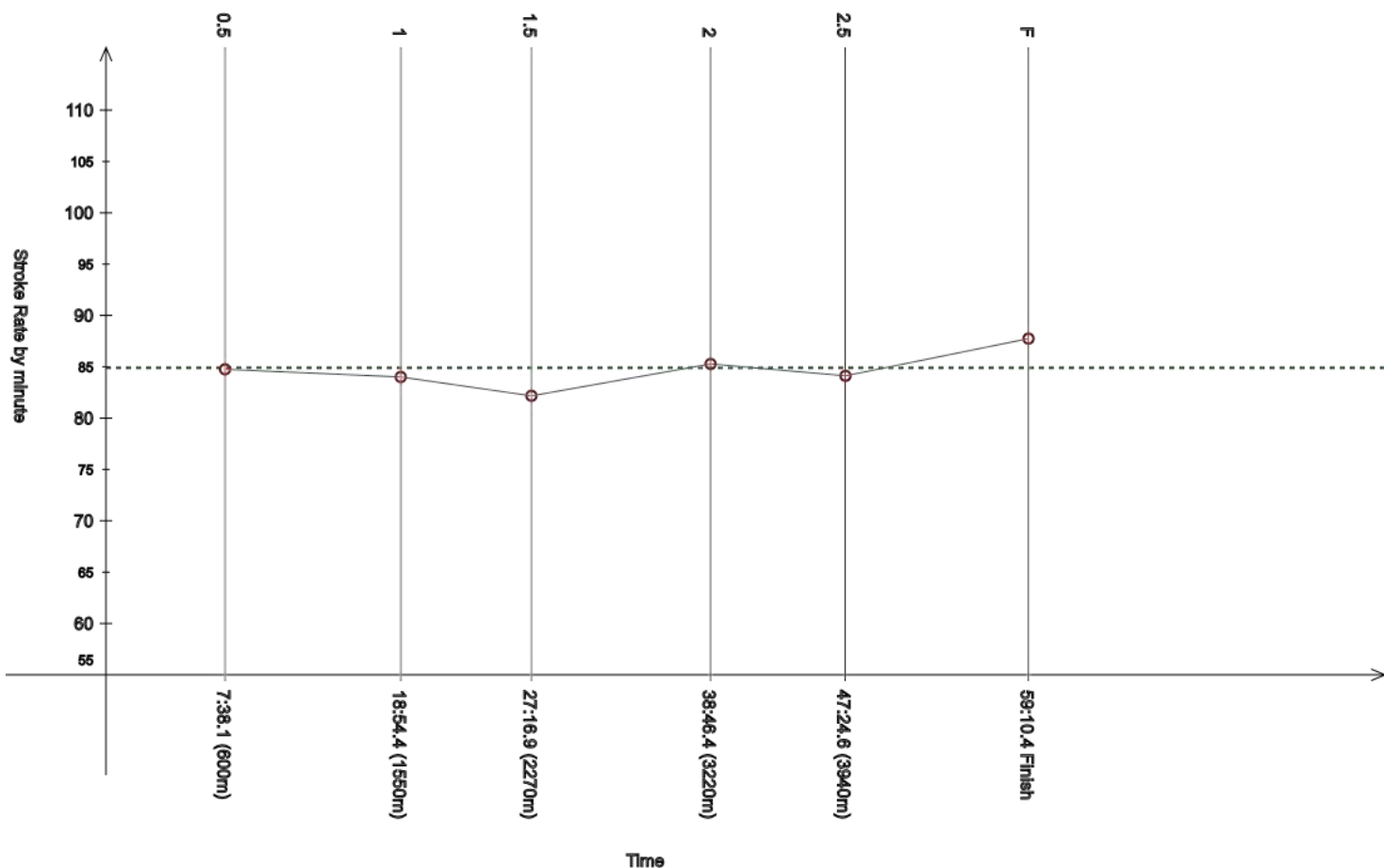
Event 103

Women's 5km

7 FEB 2024 - 10:30

Race Analysis

Rank	Bib	Name	NAT Code					Finish Time	Gap							
28	127	PERSE Spela	SLO					59:10.4	+1:36.5							
Lap	Time	Rank	Gap	SPM	Lap	Time	Rank	Gap	SPM	Lap	Time	Rank	Gap	SPM	SPM	STC
0.5	7:38.1	(26)	+12.4	84.8	1	18:54.4	(31)	+15.0	84.0	1.5	27:16.9	(=21)	+23.4	82.2		
						11:16.3					8:22.5				84.9	5039
2	38:46.4	(27)	+41.9	85.3	2.5	47:24.6	(35)	++	84.1	F	59:10.4	(28)	++	87.7		
	11:29.5					8:38.2					11:45.8					



Legend:			
---	Stroke Rate Average	+	Gap or time behind
++	One minute or more behind in split time	F	Finish
SPM	Average strokes per minute	STC	Total strokes

Official Timekeeping by OMEGA

Event 103

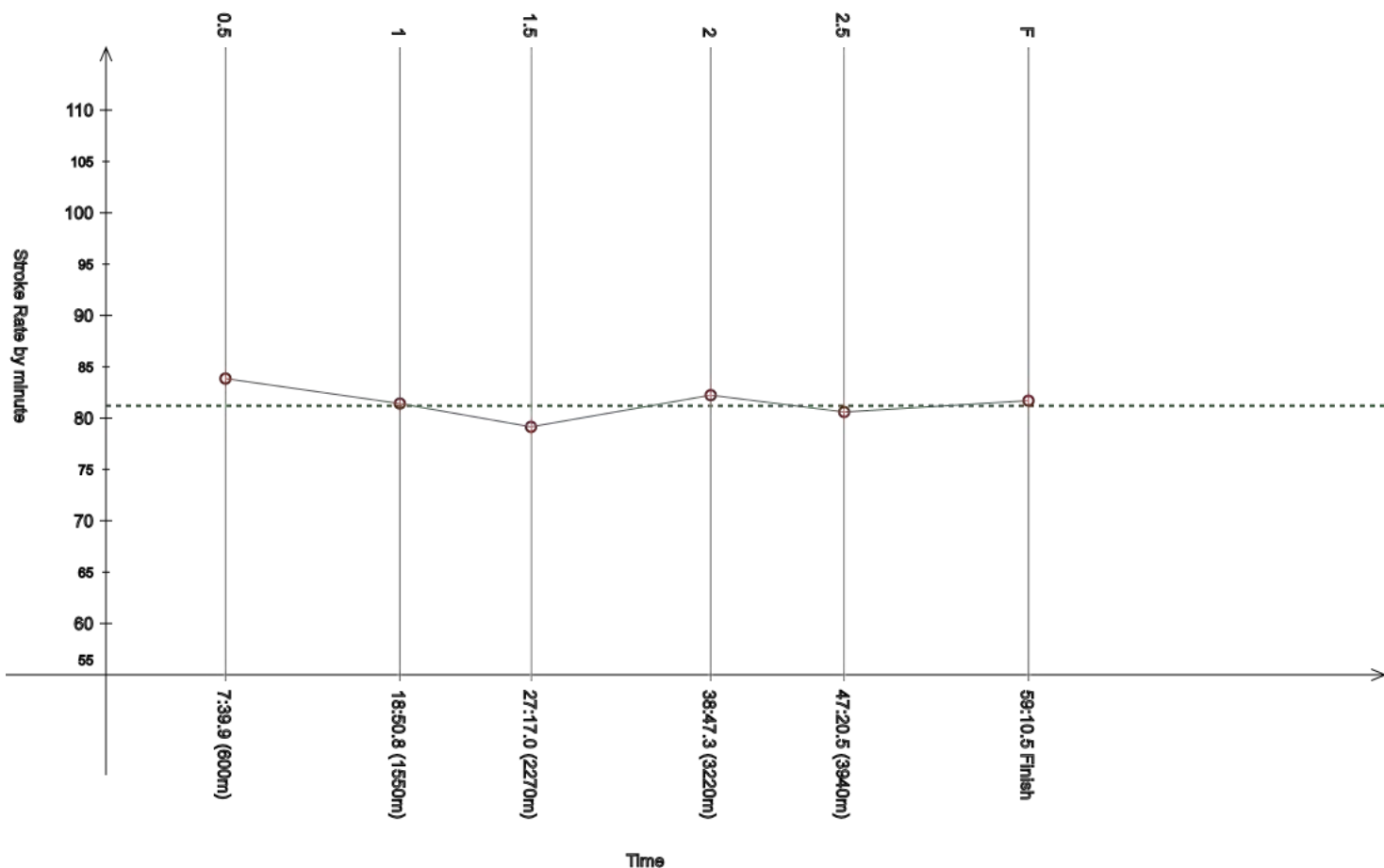
Women's 5km

7 FEB 2024 - 10:30

Race Analysis

Rank	Bib	Name	NAT Code	Finish Time	Gap
29	111	AREVALO Samantha	ECU	59:10.5	+1:36.6

Lap	Time	Rank	Gap	SPM	Lap	Time	Rank	Gap	SPM	Lap	Time	Rank	Gap	SPM	SPM	STC
0.5	7:39.9	(28)	+14.2	83.9	1	18:50.8	(23)	+11.4	81.4	1.5	27:17.0	(23)	+23.5	79.2		
						11:10.9					8:26.2				81.2	4816
2	38:47.3	(28)	+42.8	82.2	2.5	47:20.5	(33)	++	80.6	F	59:10.5	(29)	++	81.7		
	11:30.3					8:33.2					11:50.0					



Legend:	
---	Stroke Rate Average
++	One minute or more behind in split time
SPM	Average strokes per minute
+	Gap or time behind
F	Finish
STC	Total strokes

Official Timekeeping by OMEGA

Event 103

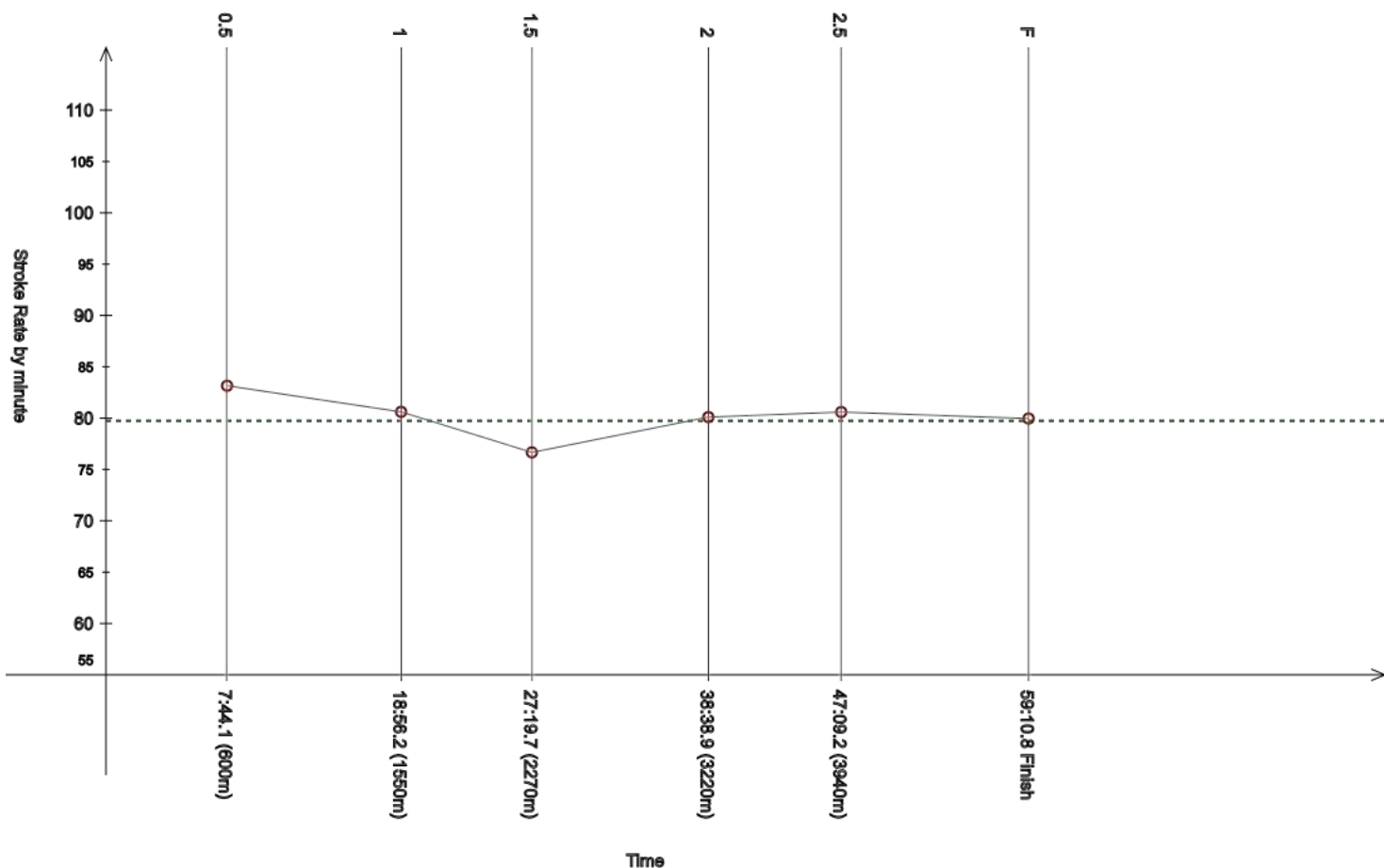
Women's 5km

7 FEB 2024 - 10:30

Race Analysis

Rank	Bib	Name	NAT Code	Finish Time	Gap
30	148	BRAMONT-ARIAS Maria	PER	59:10.8	+1:36.9

Lap	Time	Rank	Gap	SPM	Lap	Time	Rank	Gap	SPM	Lap	Time	Rank	Gap	SPM	SPM	STC
0.5	7:44.1	(=34)	+18.4	83.2	1	18:56.2	(32)	+16.8	80.6	1.5	27:19.7	(31)	+26.2	76.7		
						11:12.1					8:23.5				79.7	4731
2	38:38.9	(23)	+34.4	80.1	2.5	47:09.2	(18)	+51.4	80.6	F	59:10.8	(30)	++	80.0		
	11:19.2					8:30.3					12:01.6					



Legend:			
---	Stroke Rate Average	+	Gap or time behind
++	One minute or more behind in split time	F	Finish
SPM	Average strokes per minute	STC	Total strokes

Official Timekeeping by OMEGA

Event 103

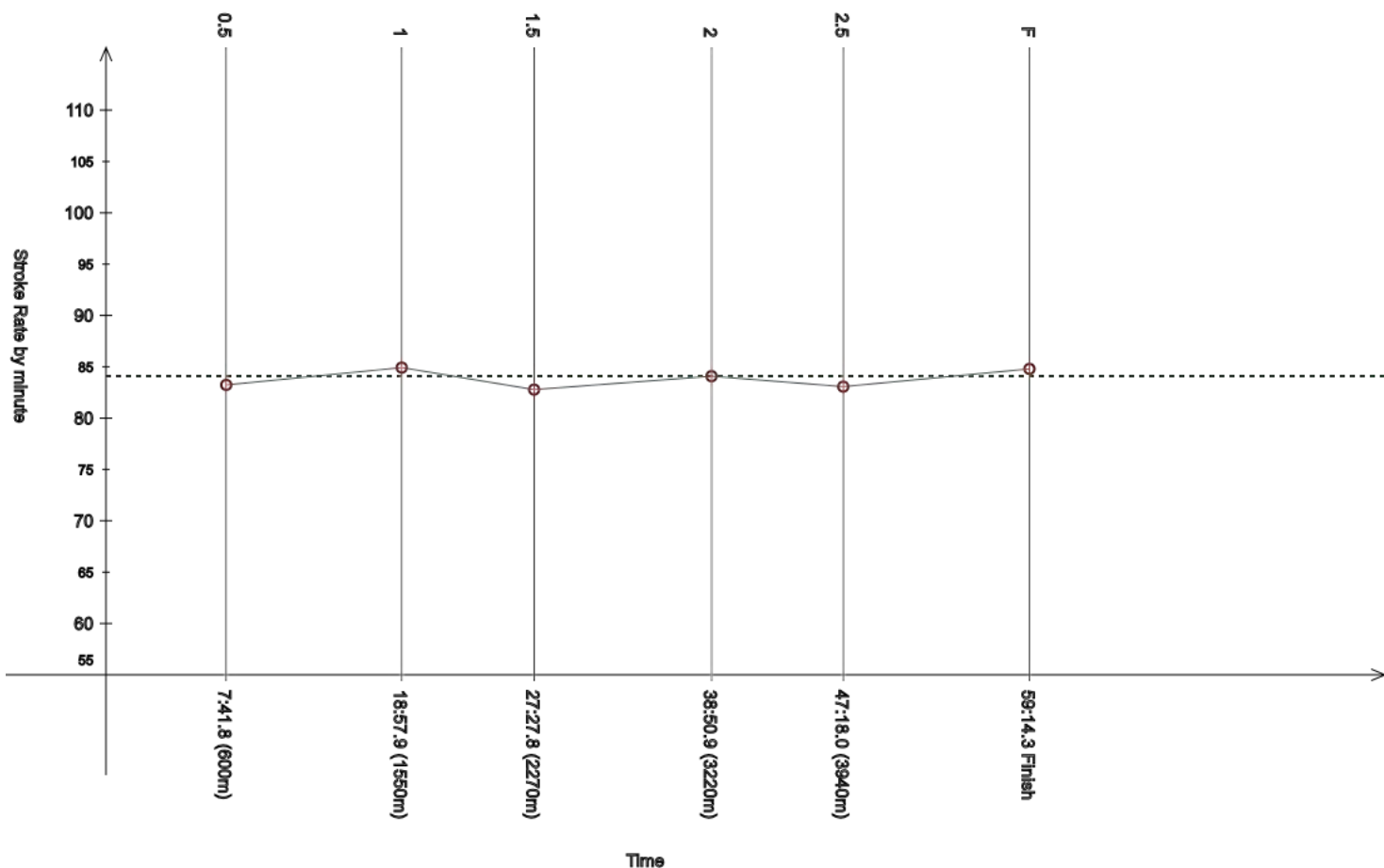
Women's 5km

7 FEB 2024 - 10:30

Race Analysis

Rank	Bib	Name	NAT Code			Finish Time	Gap
31	145	PAVLACKA Lenka	CZE			59:14.3	+1:40.4

Lap	Time	Rank	Gap	SPM	Lap	Time	Rank	Gap	SPM	Lap	Time	Rank	Gap	SPM	SPM	STC
0.5	7:41.8	(=32)	+16.1	83.2	1	18:57.9	(33)	+18.5	84.9	1.5	27:27.8	(38)	+34.3	82.8		
						11:16.1					8:29.9				84.1	4980
2	38:50.9	(32)	+46.4	84.1	2.5	47:18.0	(30)	++	83.1	F	59:14.3	(31)	++	84.8		
	11:23.1					8:27.1					11:56.3					



Legend:			
---	Stroke Rate Average	+	Gap or time behind
++	One minute or more behind in split time	F	Finish
SPM	Average strokes per minute	STC	Total strokes

Official Timekeeping by OMEGA

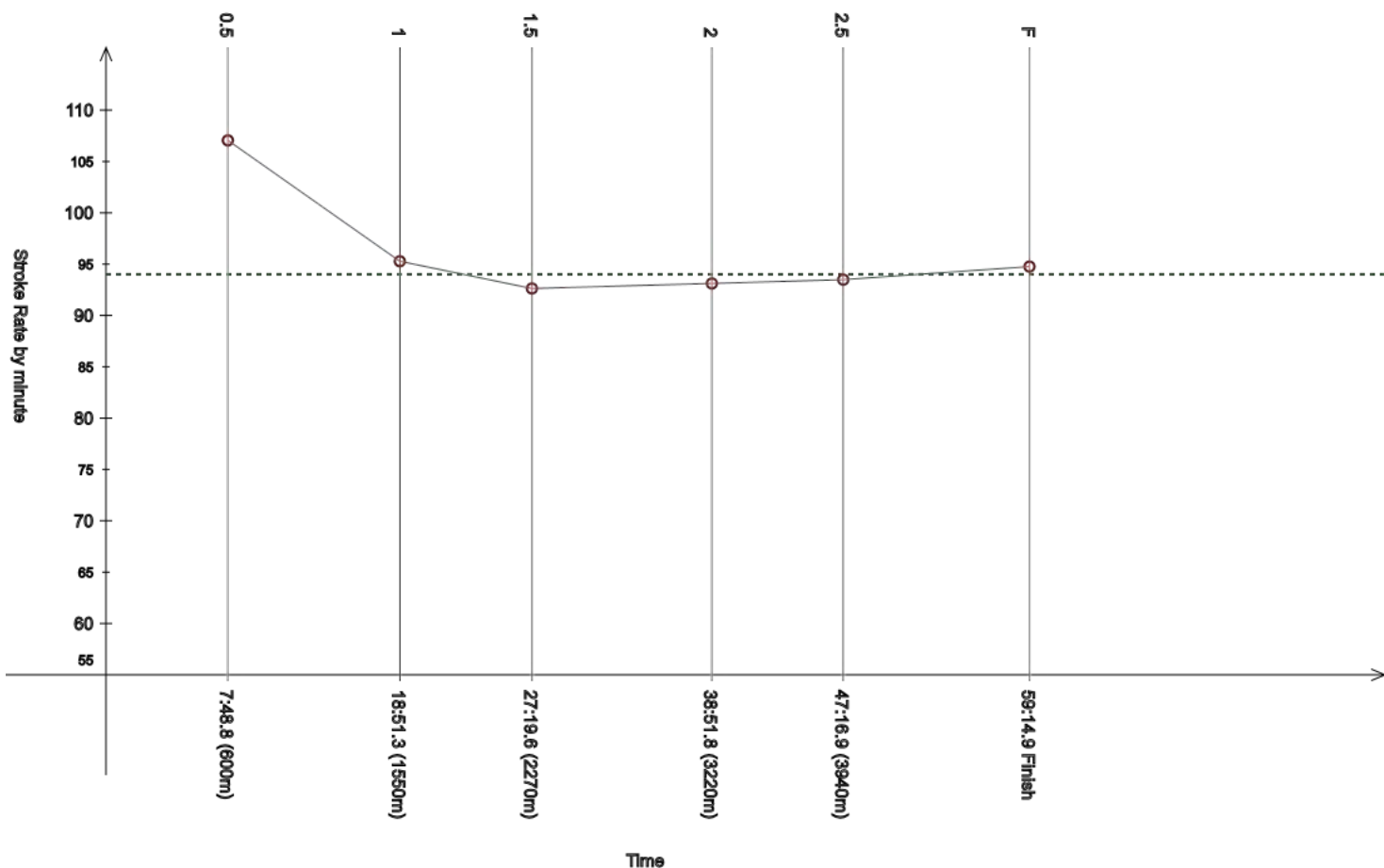
Event 103
7 FEB 2024 - 10:30

Women's 5km

Race Analysis

Rank	Bib	Name				NAT Code				Finish Time	Gap
32	133	PEREZ Paola				VEN				59:14.9	+1:41.0

Lap	Time	Rank	Gap	SPM	Lap	Time	Rank	Gap	SPM	Lap	Time	Rank	Gap	SPM	SPM	STC
0.5	7:48.8	(42)	+23.1	107.1	1	18:51.3	(24)	+11.9	95.3	1.5	Y 27:19.6	(30)	+26.1	92.6		
						11:02.5					8:28.3				94.0	5652
2	38:51.8	(33)	+47.3	93.1	2.5	47:16.9	(=26)	+59.1	93.5	F	59:14.9	(32)	++	94.8		
	11:32.2					8:25.1					11:58.0					



Legend:	----	Stroke Rate Average	+	Gap or time behind
	++	One minute or more behind in split time	F	Finish
	SPM	Average strokes per minute	STC	Total strokes
	Y	Yellow flag		

Official Timekeeping by OMEGA

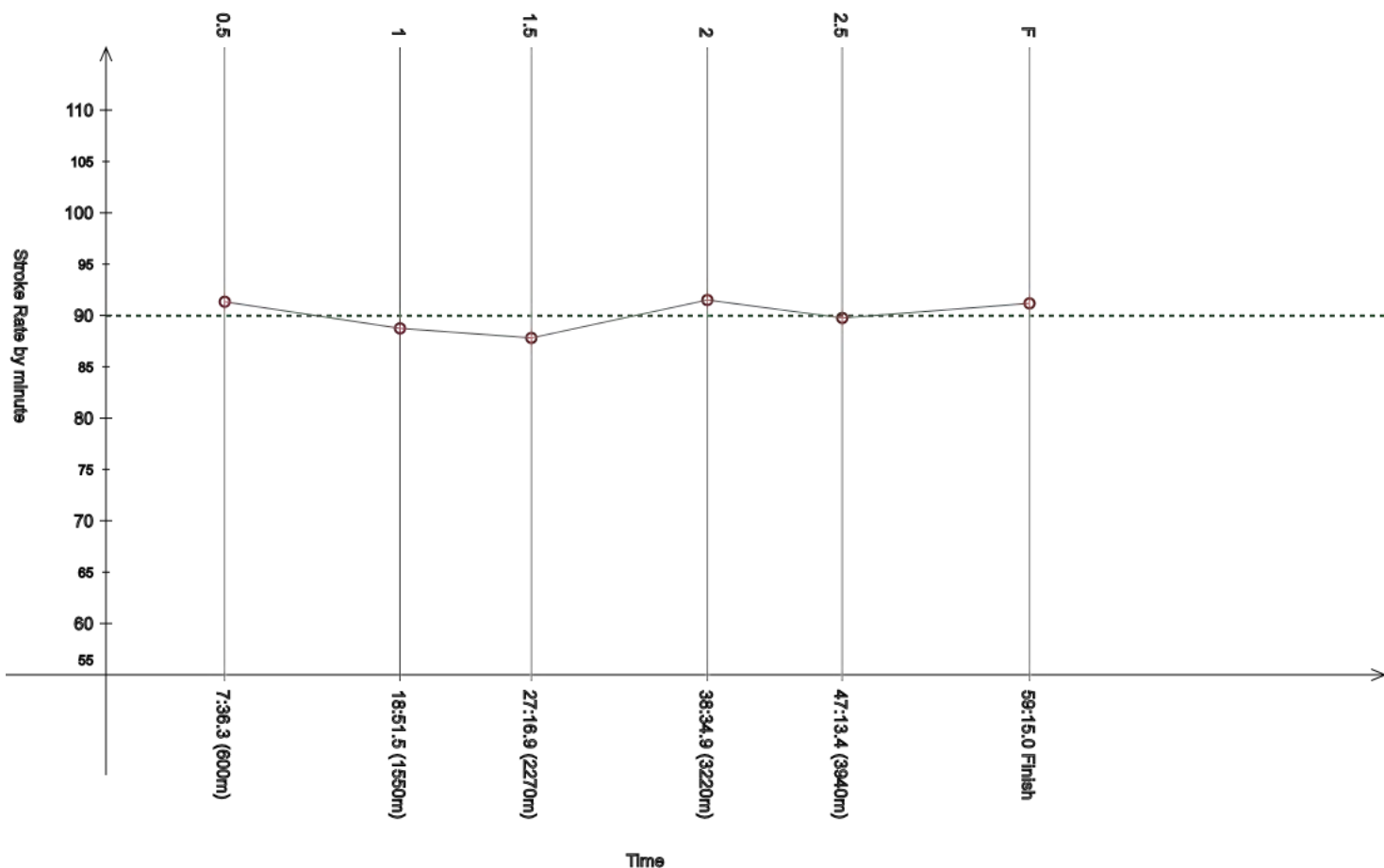
Event 103

Women's 5km

7 FEB 2024 - 10:30

Race Analysis

Rank	Bib	Name	NAT Code			Finish Time			Gap							
33	142	OLASZ Anna	HUN			59:15.0			+1:41.1							
Lap	Time	Rank	Gap	SPM	Lap	Time	Rank	Gap	SPM	Lap	Time	Rank	Gap	SPM	SPM	STC
0.5	7:36.3	(24)	+10.6	91.3	1	18:51.5	(25)	+12.1	88.7	1.5	27:16.9	(=21)	+23.4	87.8		
						11:15.2					8:25.4				90.0	5331
2	38:34.9	(22)	+30.4	91.5	2.5	47:13.4	(22)	+55.6	89.8	F	59:15.0	(33)	++	91.2		
	11:18.0					8:38.5					12:01.6					



Legend:			
---	Stroke Rate Average	+	Gap or time behind
++	One minute or more behind in split time	F	Finish
SPM	Average strokes per minute	STC	Total strokes

Official Timekeeping by OMEGA

Event 103

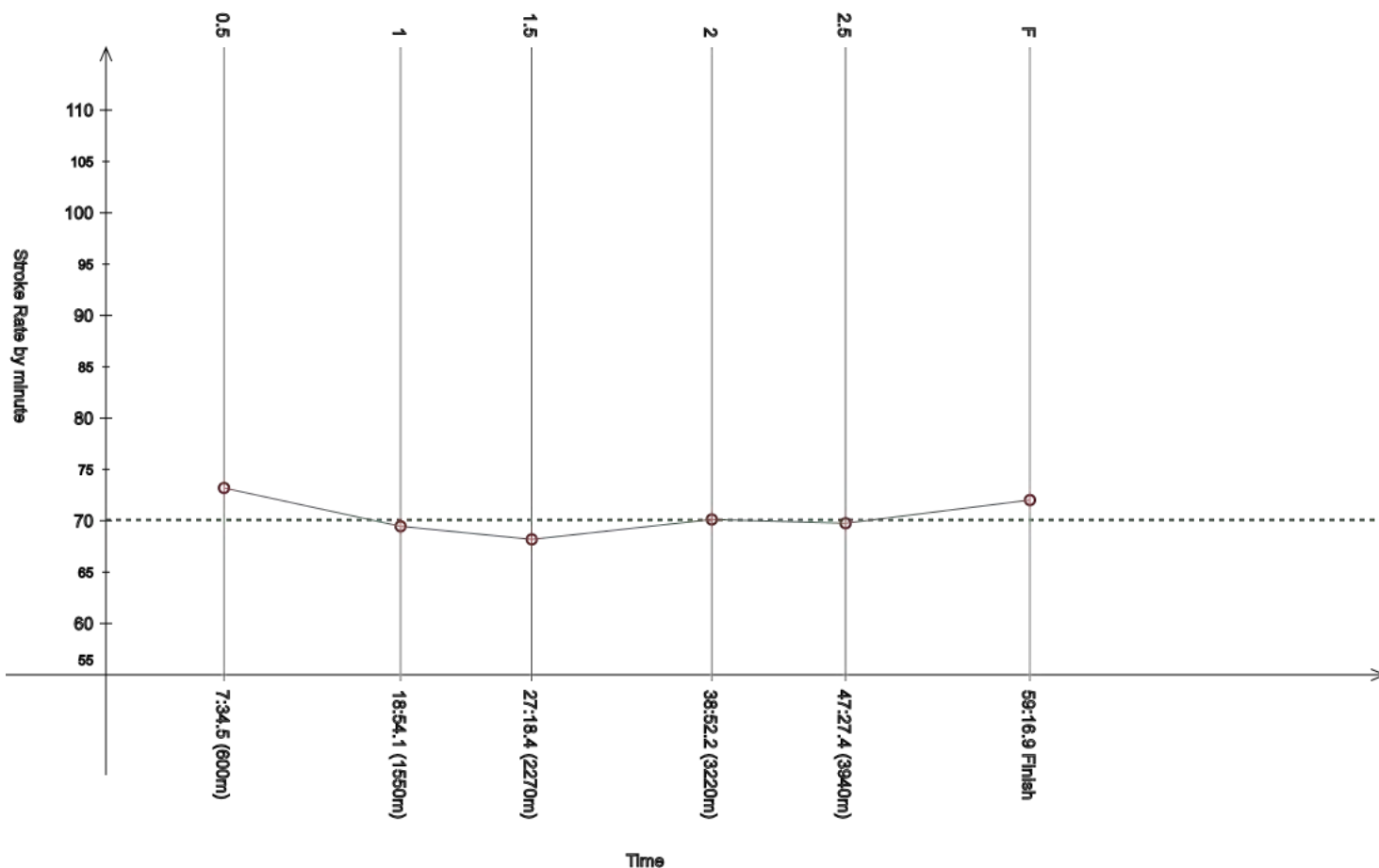
Women's 5km

7 FEB 2024 - 10:30

Race Analysis

Rank	Bib	Name	NAT Code			Finish Time	Gap
34	104	LEE Hae Rim	KOR			59:16.9	+1:43.0

Lap	Time	Rank	Gap	SPM	Lap	Time	Rank	Gap	SPM	Lap	Time	Rank	Gap	SPM	SPM	STC
0.5	7:34.5	(18)	+8.8	73.2	1	18:54.1	(=29)	+14.7	69.5	1.5	27:18.4	(26)	+24.9	68.2		
						11:19.6					8:24.3				70.1	4172
2	38:52.2	(35)	+47.7	70.1	2.5	47:27.4	(36)	++	69.8	F	59:16.9	(34)	++	72.0		
	11:33.8					8:35.2					11:49.5					



Legend:			
---	Stroke Rate Average	+	Gap or time behind
++	One minute or more behind in split time	F	Finish
SPM	Average strokes per minute	STC	Total strokes

Official Timekeeping by OMEGA

Event 103

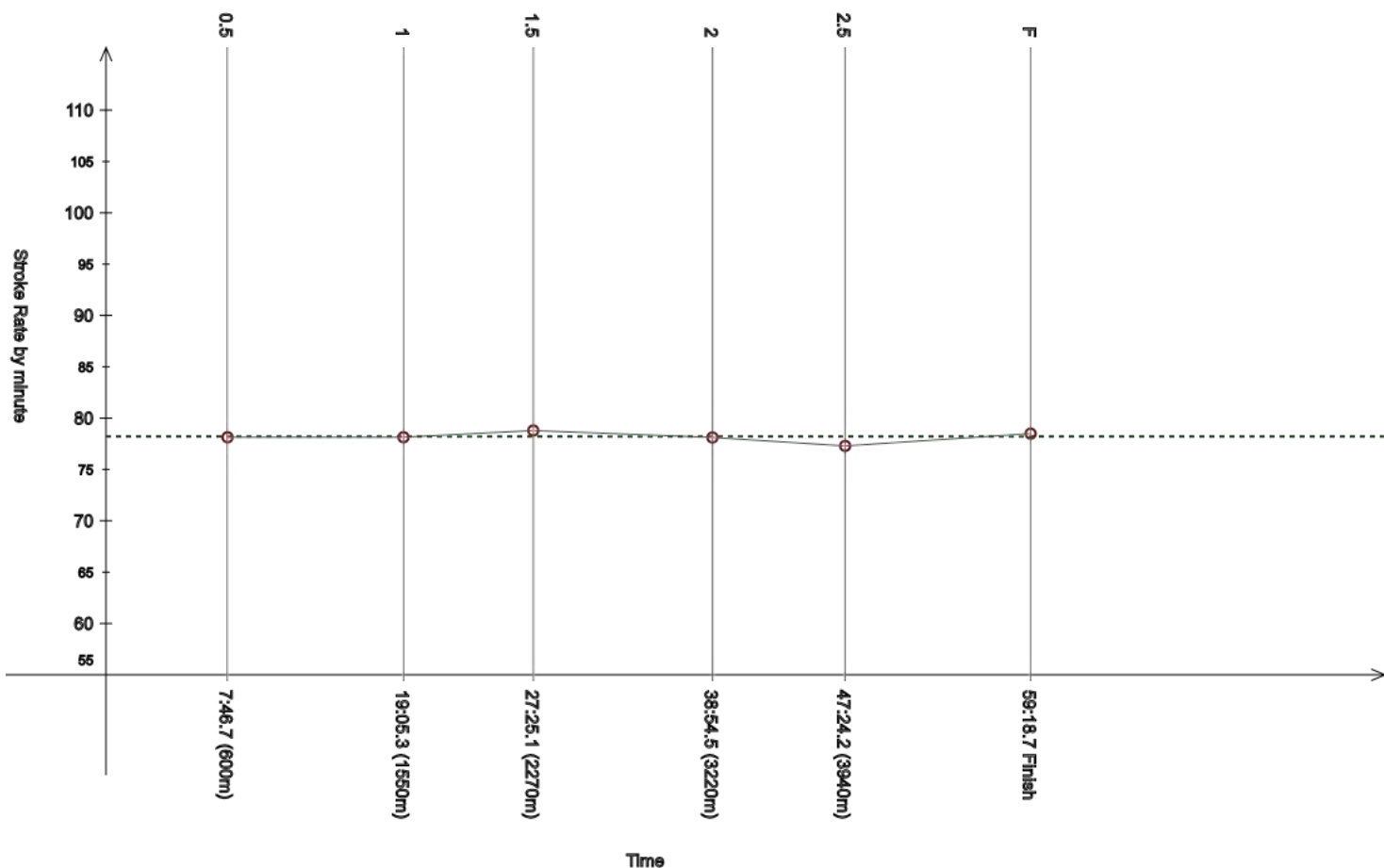
Women's 5km

7 FEB 2024 - 10:30

Race Analysis

Rank	Bib	Name	NAT Code	Finish Time	Gap
35	115	NIP Tsz Yin	HKG	59:18.7	+1:44.8

Lap	Time	Rank	Gap	SPM	Lap	Time	Rank	Gap	SPM	Lap	Time	Rank	Gap	SPM	SPM	STC
0.5	7:46.7	(41)	+21.0	78.1	1	19:05.3	(38)	+25.9	78.1	1.5	27:25.1	(35)	+31.6	78.8		
						11:18.6					8:19.8				78.2	4688
2	38:54.5	(37)	+50.0	78.1	2.5	47:24.2	(34)	++	77.3	F	59:18.7	(35)	++	78.5		
	11:29.4					8:29.7					11:54.5					



Legend:			
---	Stroke Rate Average	+	Gap or time behind
++	One minute or more behind in split time	F	Finish
SPM	Average strokes per minute	STC	Total strokes

Official Timekeeping by OMEGA

Event 103

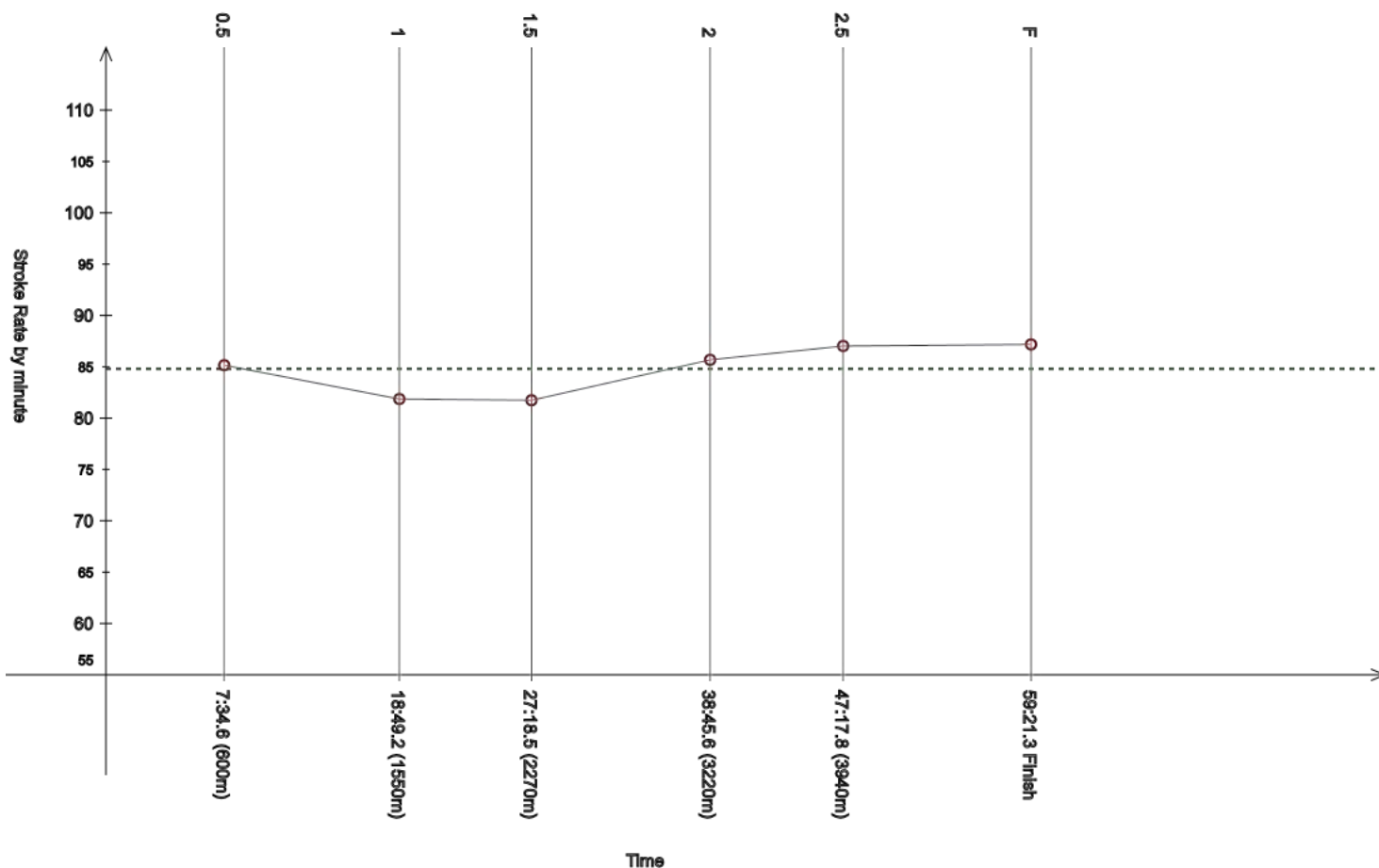
Women's 5km

7 FEB 2024 - 10:30

Race Analysis

Rank	Bib	Name	NAT Code	Finish Time	Gap
36	143	MAKRI Georgia	GRE	59:21.3	+1:47.4

Lap	Time	Rank	Gap	SPM	Lap	Time	Rank	Gap	SPM	Lap	Time	Rank	Gap	SPM	SPM	STC
0.5	7:34.6	(19)	+8.9	85.2	1	18:49.2	(=19)	+9.8	81.9	1.5	27:18.5	(27)	+25.0	81.7		
						11:14.6					8:29.3				84.8	5048
2	38:45.6	(26)	+41.1	85.7	2.5	47:17.8	(29)	++	87.0	F	59:21.3	(36)	++	87.2		
	11:27.1					8:32.2					12:03.5					



Legend:			
---	Stroke Rate Average	+	Gap or time behind
++	One minute or more behind in split time	F	Finish
SPM	Average strokes per minute	STC	Total strokes

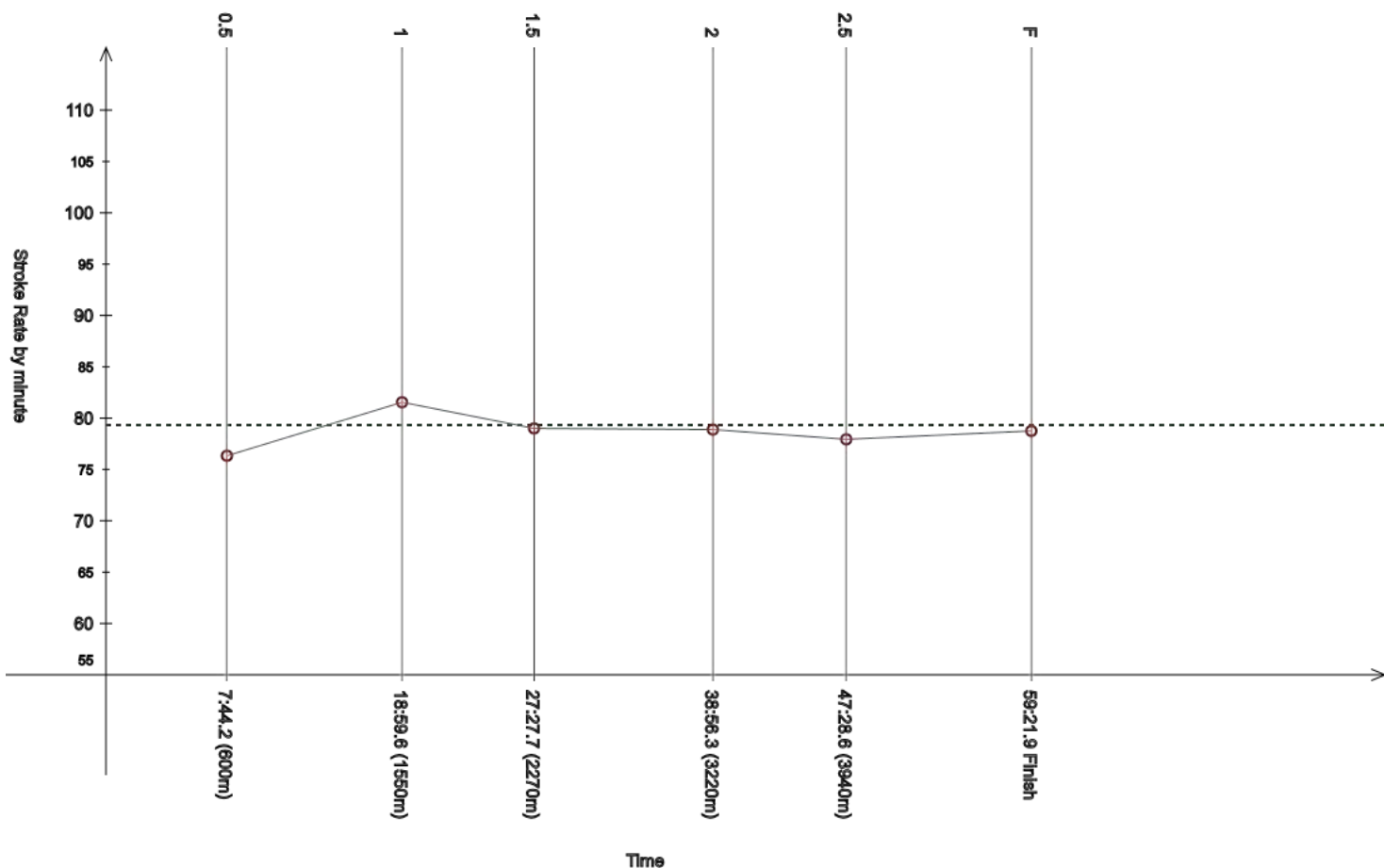
Official Timekeeping by OMEGA

Event 103
7 FEB 2024 - 10:30

Women's 5km

Race Analysis

Rank	Bib	Name	NAT Code			Finish Time			Gap							
37	161	ABAD Ana	ECU			59:21.9			+1:48.0							
Lap	Time	Rank	Gap	SPM	Lap	Time	Rank	Gap	SPM	Lap	Time	Rank	Gap	SPM	SPM	STC
0.5	7:44.2	(37)	+18.5	76.3	1	18:59.6	(36)	+20.2	81.5	1.5	27:27.7	(37)	+34.2	79.0		
						11:15.4					8:28.1				79.3	4724
2	38:56.3	(38)	+51.8	78.9	2.5	47:28.6	(37)	++	77.9	F	59:21.9	(37)	++	78.8		
	11:28.6					8:32.3					11:53.3					



Legend:	---	Stroke Rate Average	+	Gap or time behind
	++	One minute or more behind in split time	F	Finish
	SPM	Average strokes per minute	STC	Total strokes

Official Timekeeping by OMEGA

Event 103

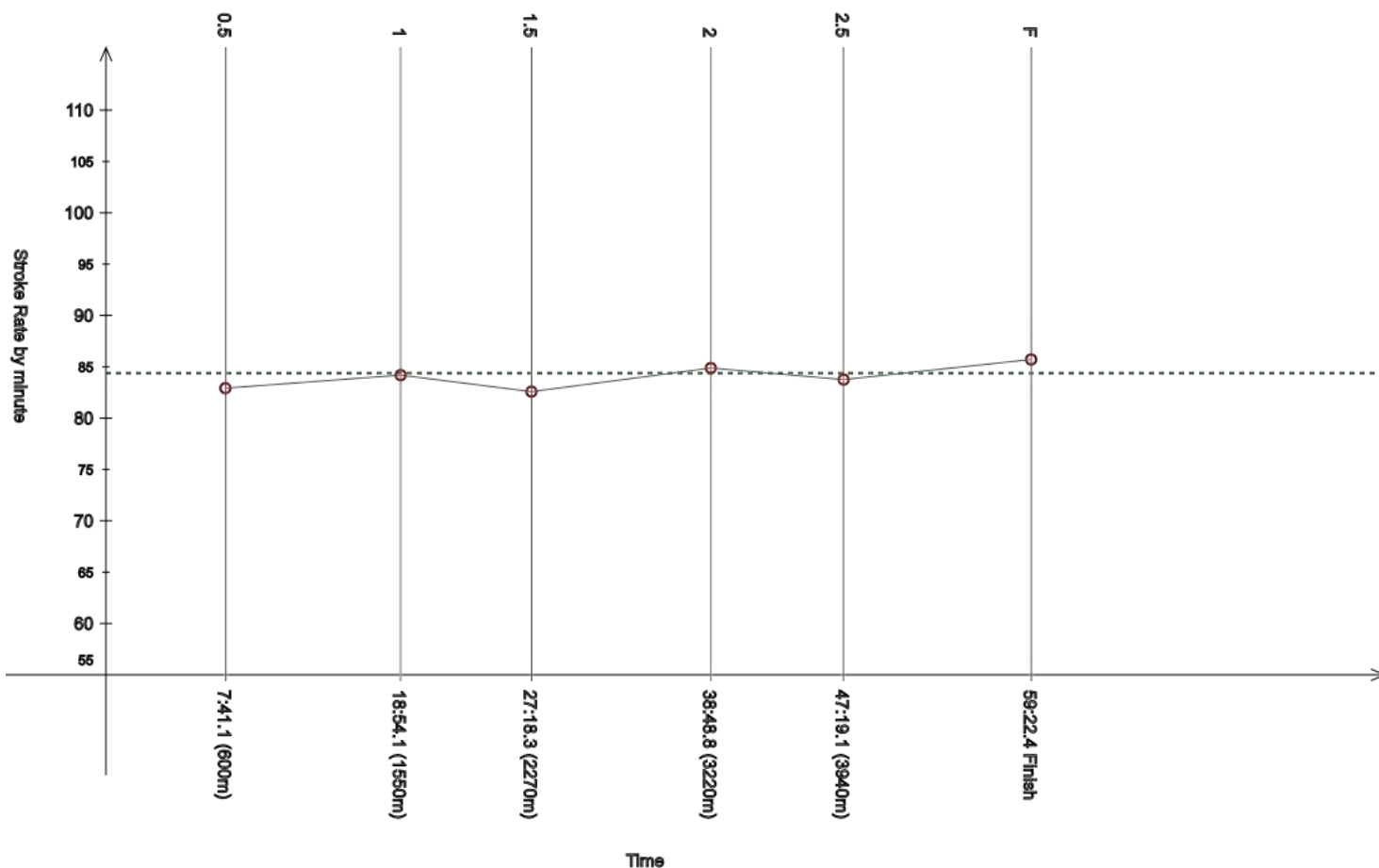
Women's 5km

7 FEB 2024 - 10:30

Race Analysis

Rank	Bib	Name	NAT Code	Finish Time	Gap
38	117	ORAVSKY Laila	CAN	59:22.4	+1:48.5

Lap	Time	Rank	Gap	SPM	Lap	Time	Rank	Gap	SPM	Lap	Time	Rank	Gap	SPM	SPM	STC
0.5	7:41.1	(=29)	+15.4	82.9	1	18:54.1	(=29)	+14.7	84.2	1.5	27:18.3	(25)	+24.8	82.6		
						11:13.0					8:24.2				84.4	5039
2	38:48.8	(30)	+44.3	84.9	2.5	47:19.1	(32)	++	83.8	F	59:22.4	(38)	++	85.7		
	11:30.5					8:30.3					12:03.3					



Legend:			
---	Stroke Rate Average	+	Gap or time behind
++	One minute or more behind in split time	F	Finish
SPM	Average strokes per minute	STC	Total strokes

Official Timekeeping by OMEGA

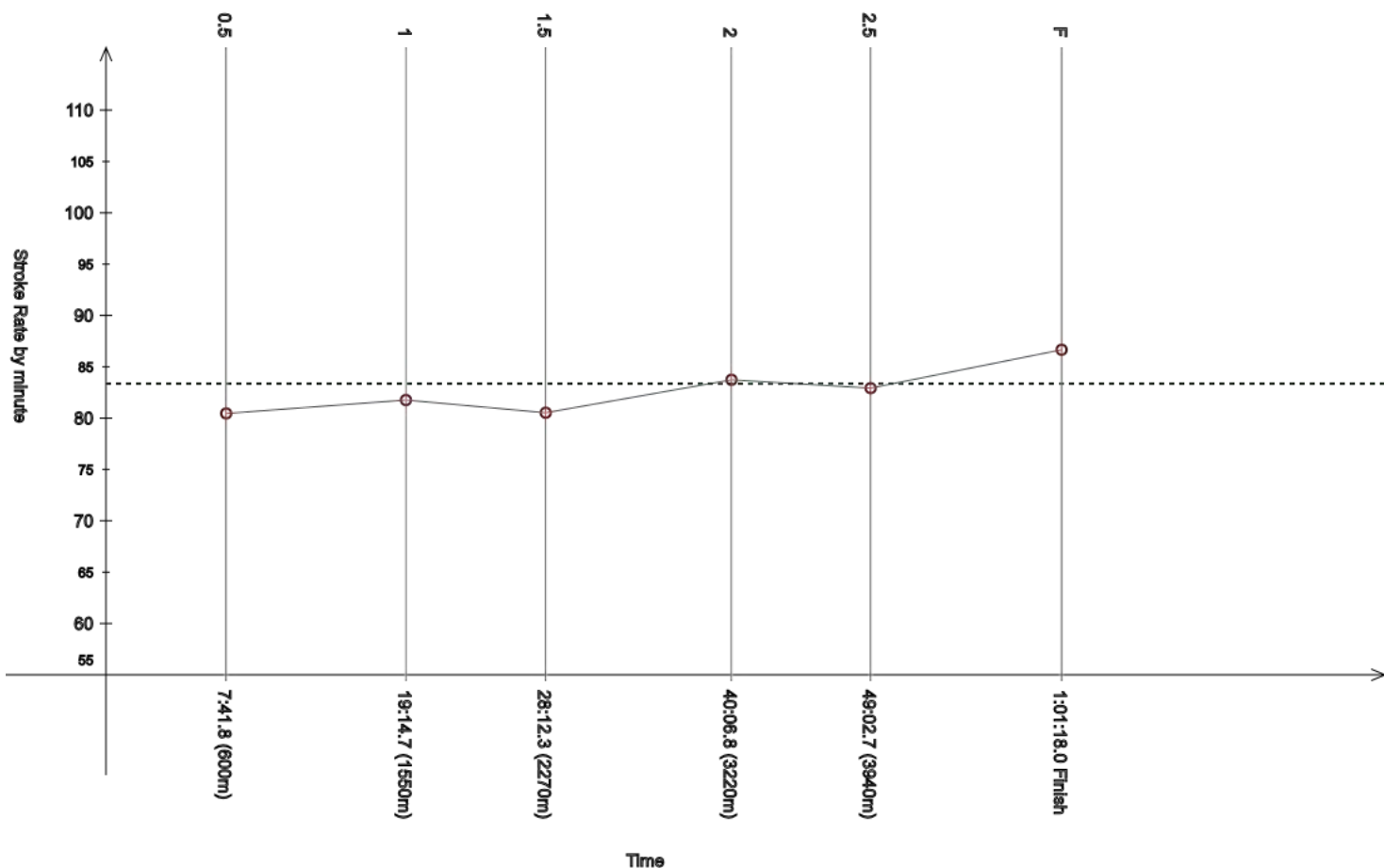
Event 103
7 FEB 2024 - 10:30

Women's 5km

Race Analysis

Rank	Bib	Name				NAT Code				Finish Time	Gap
39	150	PARK Jungju				KOR				1:01:18.0	+3:44.1

Lap	Time	Rank	Gap	SPM	Lap	Time	Rank	Gap	SPM	Lap	Time	Rank	Gap	SPM	SPM	STC
0.5	7:41.8	(=32)	+16.1	80.5	1	19:14.7	(41)	+35.3	81.8	1.5	28:12.3	(41)	++	80.5		
						11:32.9					8:57.6					
2	40:06.8	(42)	++	83.7	2.5	49:02.7	(41)	++	82.9	F	1:01:18.0	(39)	++	86.7	83.4	5116
	11:54.5					8:55.9					12:15.3					



Legend:	---	Stroke Rate Average	+	Gap or time behind
	++	One minute or more behind in split time	F	Finish
	SPM	Average strokes per minute	STC	Total strokes

Official Timekeeping by OMEGA

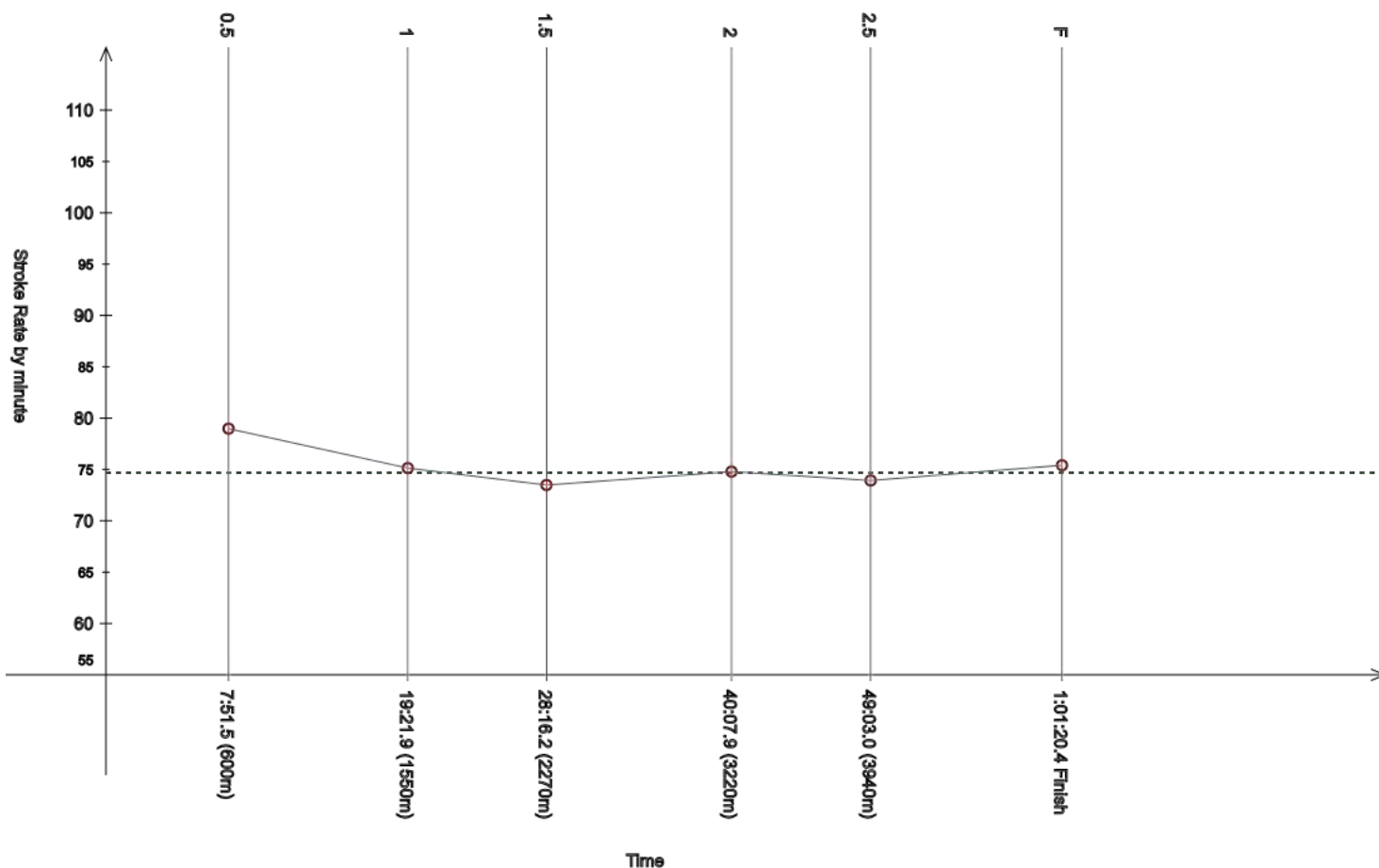
Event 103
7 FEB 2024 - 10:30

Women's 5km

Race Analysis

Rank	Bib	Name	NAT Code	Finish Time	Gap
40	140	FAIN Katja	SLO	1:01:20.4	+3:46.5

Lap	Time	Rank	Gap	SPM	Lap	Time	Rank	Gap	SPM	Lap	Time	Rank	Gap	SPM	SPM	STC
0.5	7:51.5	(47)	+25.8	79.0	1	19:21.9	(43)	+42.5	75.1	1.5	28:16.2	(44)	++	73.5		
						11:30.4					8:54.3				74.7	4608
2	40:07.9	(43)	++	74.8	2.5	49:03.0	(42)	++	73.9	F	1:01:20.4	(40)	++	75.4		
	11:51.7					8:55.1					12:17.4					



Legend:	
---	Stroke Rate Average
++	One minute or more behind in split time
SPM	Average strokes per minute
+	Gap or time behind
F	Finish
STC	Total strokes

Official Timekeeping by OMEGA

Event 103

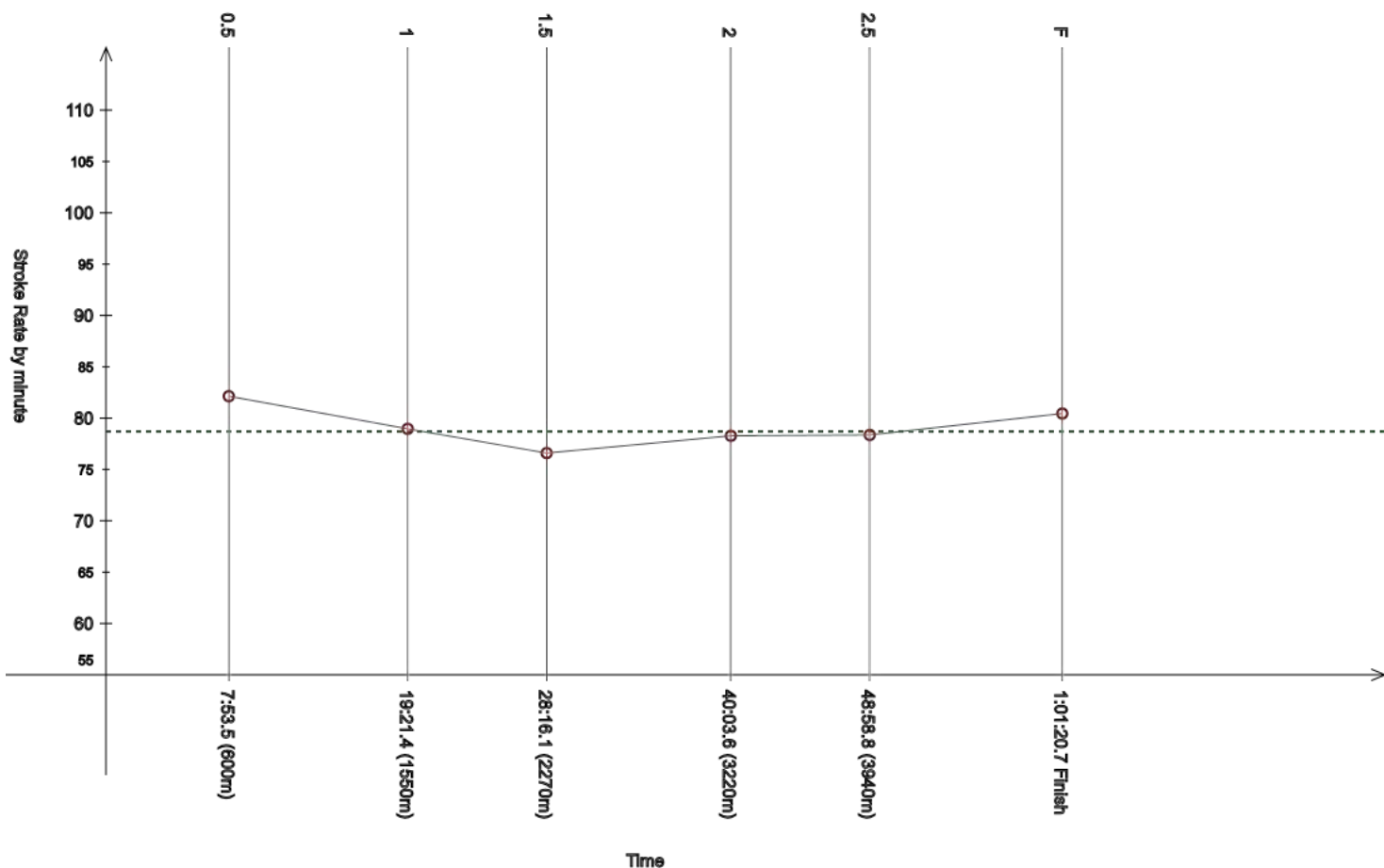
Women's 5km

7 FEB 2024 - 10:30

Race Analysis

Rank	Bib	Name	NAT Code	Finish Time	Gap
41	132	TASZHANOVA Diana	KAZ	1:01:20.7	+3:46.8

Lap	Time	Rank	Gap	SPM	Lap	Time	Rank	Gap	SPM	Lap	Time	Rank	Gap	SPM	SPM	STC
0.5	7:53.5	(=49)	+27.8	82.1	1	19:21.4	(42)	+42.0	79.0	1.5	28:16.1	(43)	++	76.6		
						11:27.9					8:54.7				78.7	4837
2	40:03.6	(40)	++	78.3	2.5	48:58.8	(39)	++	78.4	F	1:01:20.7	(41)	++	80.5		
	11:47.5					8:55.2					12:21.9					



Legend:			
---	Stroke Rate Average	+	Gap or time behind
++	One minute or more behind in split time	F	Finish
SPM	Average strokes per minute	STC	Total strokes

Official Timekeeping by OMEGA

Event 103

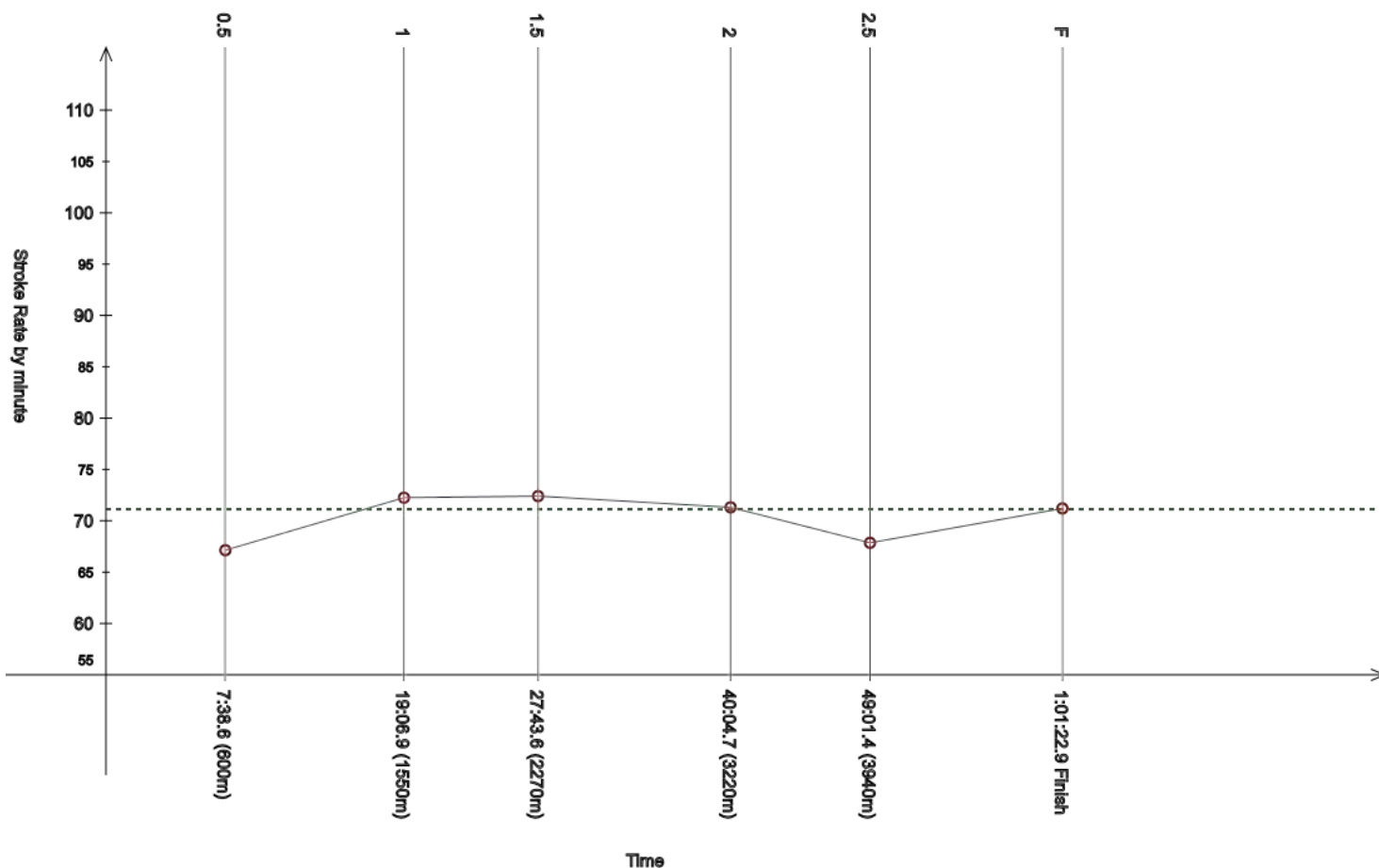
Women's 5km

7 FEB 2024 - 10:30

Race Analysis

Rank	Bib	Name	NAT Code	Finish Time	Gap
42	119	TENG Yu-Wen	TPE	1:01:22.9	+3:49.0

Lap	Time	Rank	Gap	SPM	Lap	Time	Rank	Gap	SPM	Lap	Time	Rank	Gap	SPM	SPM	STC
0.5	7:38.6	(27)	+12.9	67.1	1	19:06.9	(39)	+27.5	72.3	1.5	27:43.6	(39)	+50.1	72.4		
						11:28.3					8:36.7				71.1	4414
2	40:04.7	(41)	++	71.3	2.5	49:01.4	(40)	++	67.9	F	1:01:22.9	(42)	++	71.2		
	12:21.1					8:56.7					12:21.5					



Legend:			
---	Stroke Rate Average	+	Gap or time behind
++	One minute or more behind in split time	F	Finish
SPM	Average strokes per minute	STC	Total strokes

Official Timekeeping by OMEGA

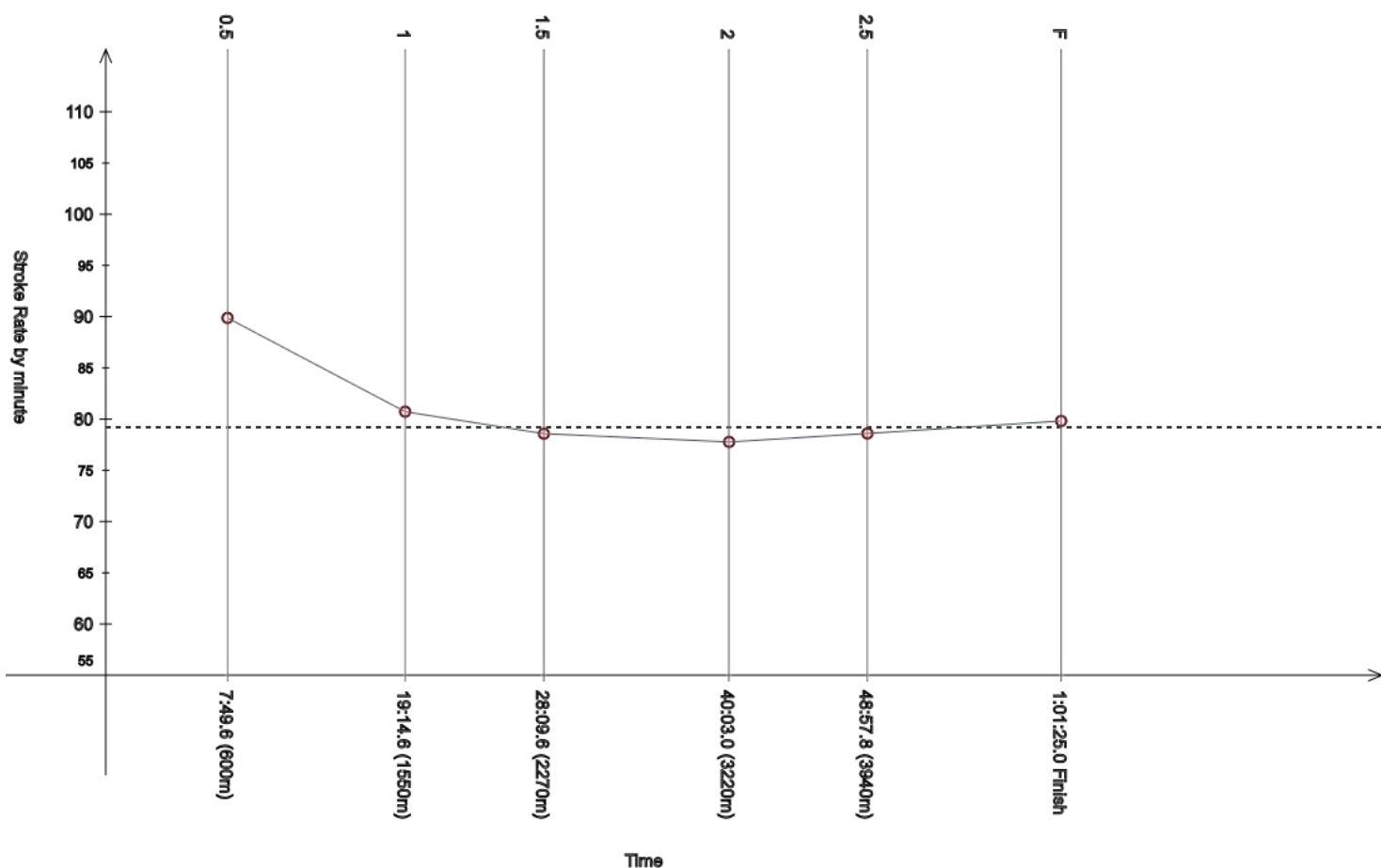
Event 103

Women's 5km

7 FEB 2024 - 10:30

Race Analysis

Rank	Bib	Name	NAT Code					Finish Time	Gap							
43	141	LAM Pac Tung Nikita	HKG					1:01:25.0	+3:51.1							
Lap	Time	Rank	Gap	SPM	Lap	Time	Rank	Gap	SPM	Lap	Time	Rank	Gap	SPM	SPM	STC
0.5	7:49.6	(45)	+23.9	89.9	1	19:14.6	(40)	+35.2	80.7	1.5	28:09.6	(40)	++	78.6		
						11:25.0					8:55.0				79.2	4935
2	40:03.0	(39)	++	77.8	2.5	48:57.8	(38)	++	78.6	F	1:01:25.0	(43)	++	79.8		
	11:53.4					8:54.8					12:27.2					



Legend:	
---	Stroke Rate Average
++	One minute or more behind in split time
SPM	Average strokes per minute
+	Gap or time behind
F	Finish
STC	Total strokes

Official Timekeeping by OMEGA

Event 103

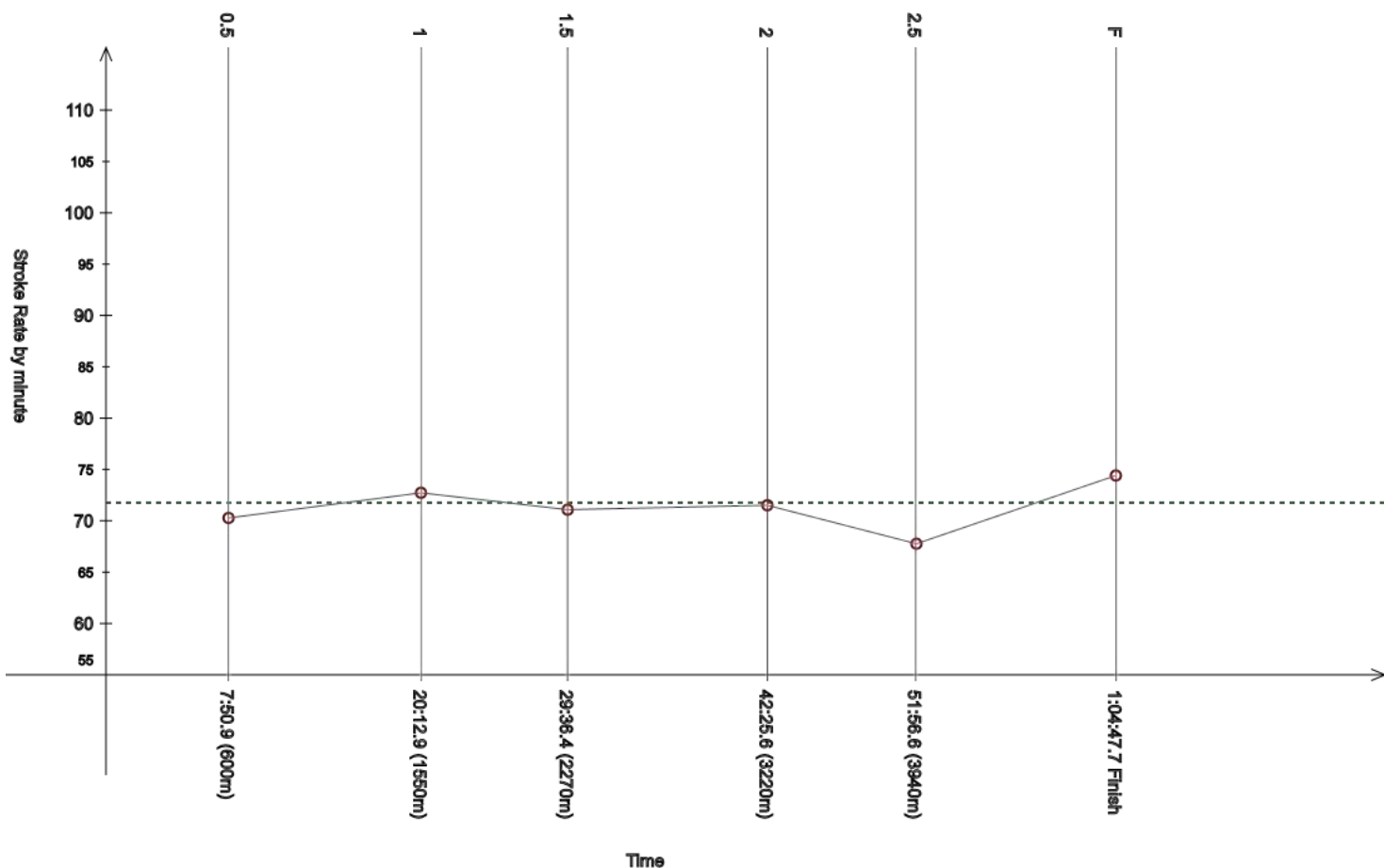
Women's 5km

7 FEB 2024 - 10:30

Race Analysis

Rank	Bib	Name	NAT Code	Finish Time	Gap
44	110	VANEGAS Yanci	GUA	1:04:47.7	+7:13.8

Lap	Time	Rank	Gap	SPM	Lap	Time	Rank	Gap	SPM	Lap	Time	Rank	Gap	SPM	SPM	STC
0.5	7:50.9	(46)	+25.2	70.3	1	20:12.9	(51)	++	72.7	1.5	29:36.4	(50)	++	71.1		
						12:22.0					9:23.5				71.8	4749
2	42:25.6	(47)	++	71.5	2.5	51:56.6	(47)	++	67.8	F	1:04:47.7	(44)	++	74.4		
	12:49.2					9:31.0					12:51.1					



Legend:			
---	Stroke Rate Average	+	Gap or time behind
++	One minute or more behind in split time	F	Finish
SPM	Average strokes per minute	STC	Total strokes

Official Timekeeping by OMEGA

Event 103

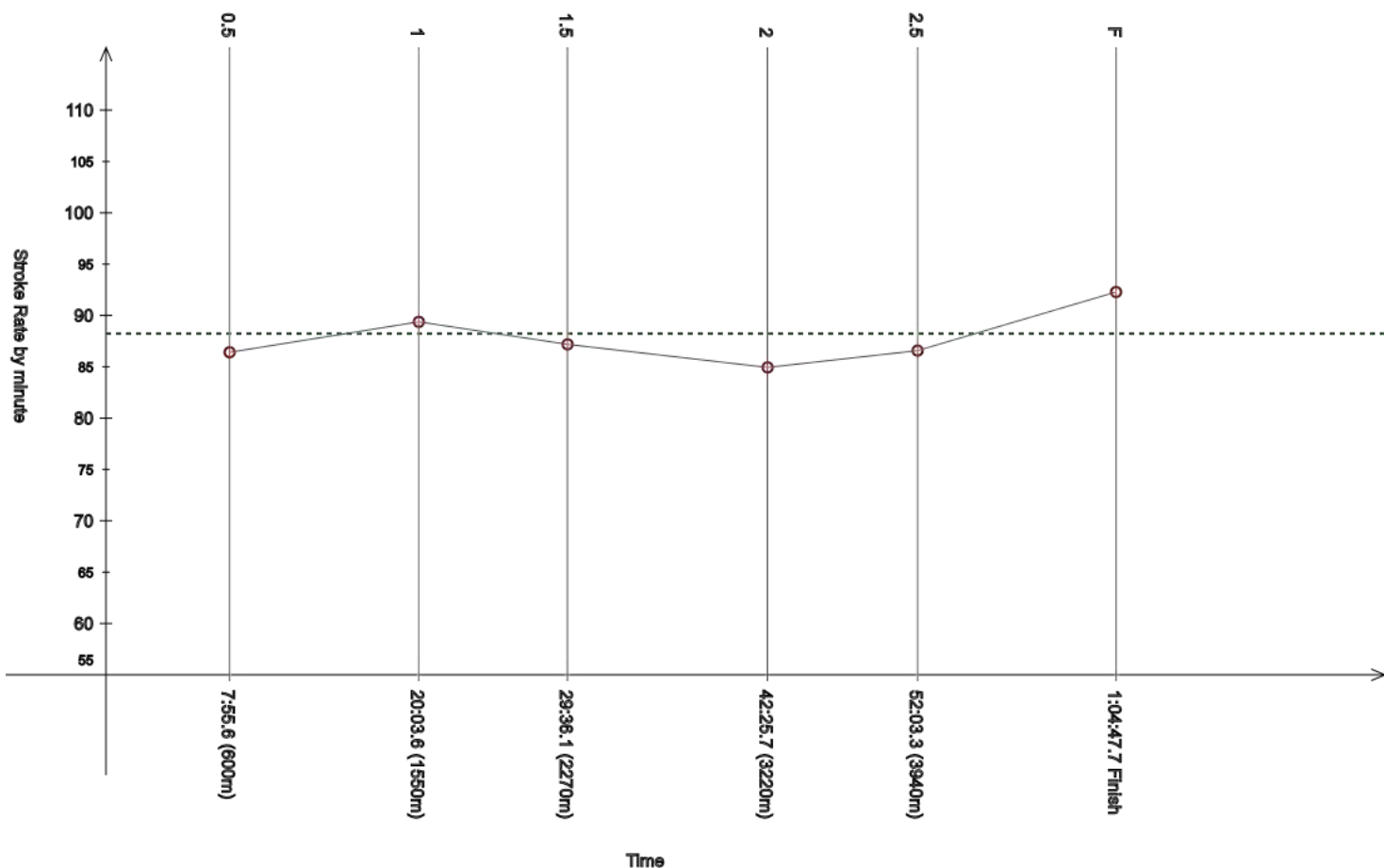
Women's 5km

7 FEB 2024 - 10:30

Race Analysis

Rank	Bib	Name	NAT Code	Finish Time	Gap
45	106	PORTILLO Fatima	ESA	1:04:47.7	+7:13.8

Lap	Time	Rank	Gap	SPM	Lap	Time	Rank	Gap	SPM	Lap	Time	Rank	Gap	SPM	SPM	STC
0.5	7:55.6	(51)	+29.9	86.4	1	20:03.6	(47)	++	89.4	1.5	29:36.1	(49)	++	87.2		
						12:08.0					9:32.5				88.2	5757
2	42:25.7	(48)	++	84.9	2.5	52:03.3	(51)	++	86.6	F	1:04:47.7	(45)	++	92.3		
	12:49.6					9:37.6					12:44.4					



Legend:	
----	Stroke Rate Average
++	One minute or more behind in split time
SPM	Average strokes per minute
+	Gap or time behind
F	Finish
STC	Total strokes

Official Timekeeping by OMEGA

Event 103

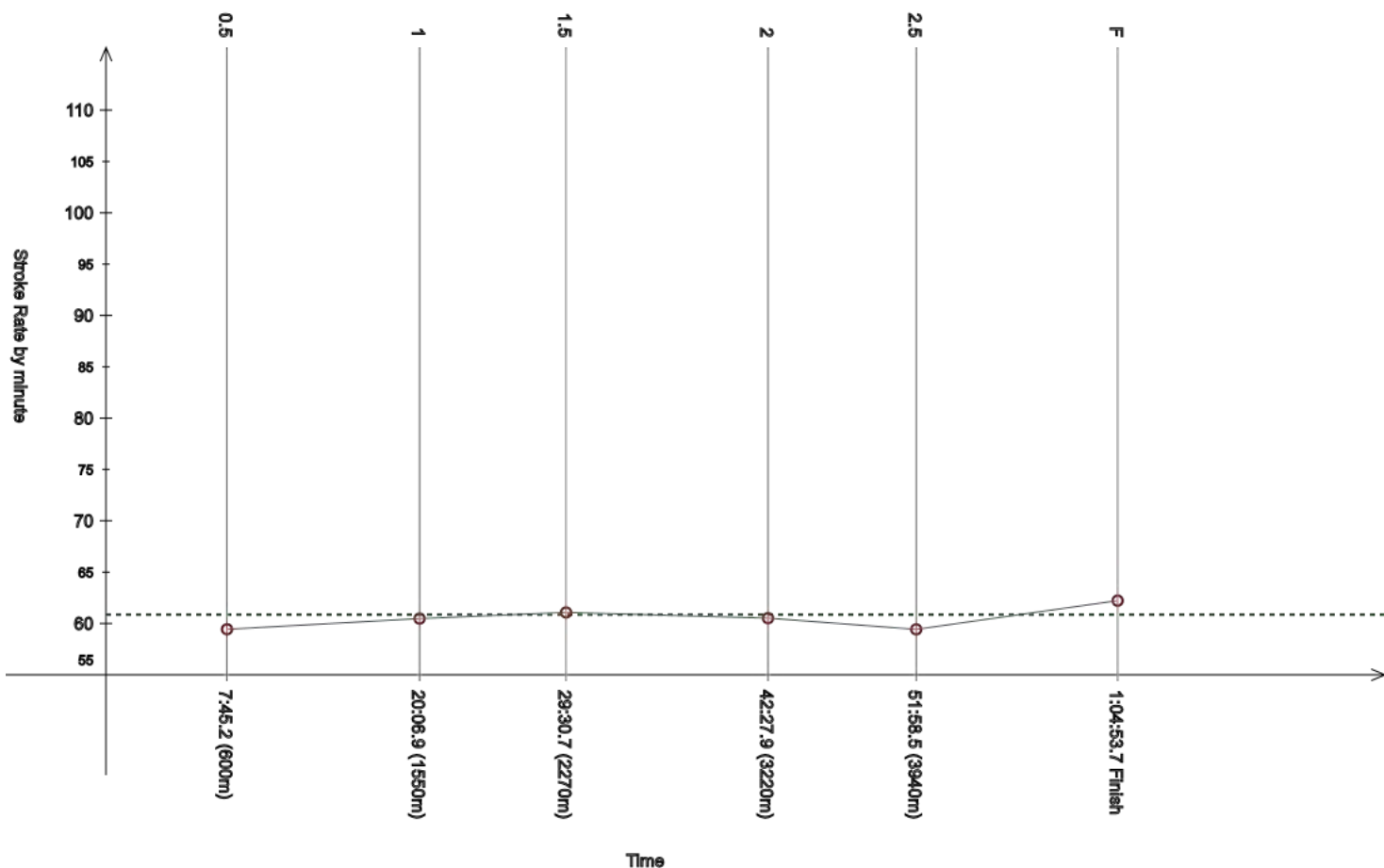
Women's 5km

7 FEB 2024 - 10:30

Race Analysis

Rank	Bib	Name	NAT Code	Finish Time	Gap
46	147	WANG Yi-Chen	TPE	1:04:53.7	+7:19.8

Lap	Time	Rank	Gap	SPM	Lap	Time	Rank	Gap	SPM	Lap	Time	Rank	Gap	SPM	SPM	STC
0.5	7:45.2	(39)	+19.5	59.4	1	20:06.9	(49)	++	60.5	1.5	29:30.7	(46)	++	61.1		
						12:21.7					9:23.8				60.9	3973
2	42:27.9	(52)	++	60.5	2.5	51:58.5	(49)	++	59.4	F	1:04:53.7	(46)	++	62.2		
	12:57.2					9:30.6					12:55.2					



Legend:			
---	Stroke Rate Average	+	Gap or time behind
++	One minute or more behind in split time	F	Finish
SPM	Average strokes per minute	STC	Total strokes

Official Timekeeping by OMEGA

Event 103

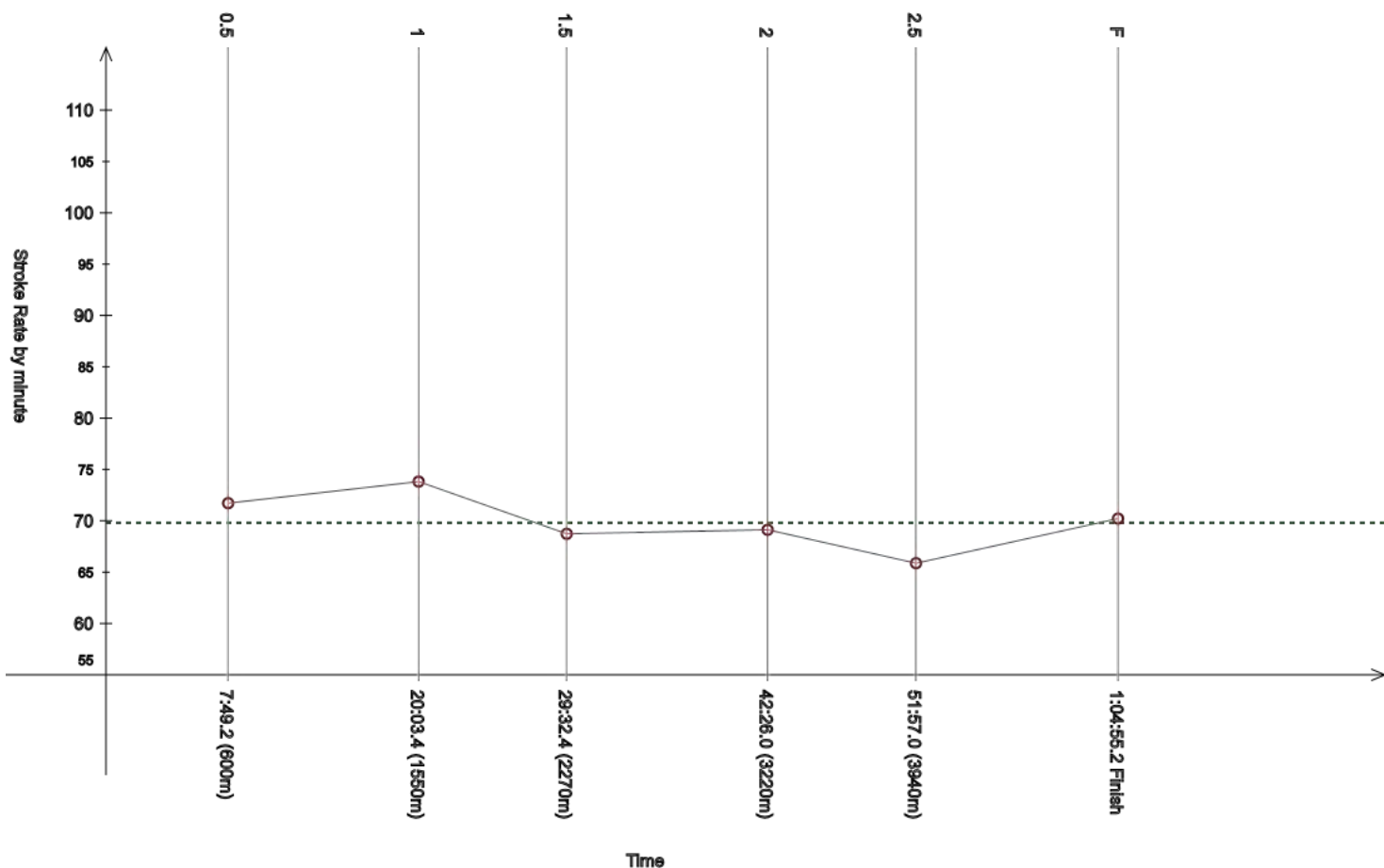
Women's 5km

7 FEB 2024 - 10:30

Race Analysis

Rank	Bib	Name	NAT Code	Finish Time	Gap
47	120	PUSHKO Darya	KAZ	1:04:55.2	+7:21.3

Lap	Time	Rank	Gap	SPM	Lap	Time	Rank	Gap	SPM	Lap	Time	Rank	Gap	SPM	SPM	STC
0.5	7:49.2	(43)	+23.5	71.7	1	20:03.4	(46)	++	73.8	1.5	29:32.4	(47)	++	68.7		
						12:14.2					9:29.0				69.8	4587
2	42:26.0	(49)	++	69.1	2.5	51:57.0	(48)	++	65.9	F	1:04:55.2	(47)	++	70.2		
	12:53.6					9:31.0					12:58.2					



Legend:			
---	Stroke Rate Average	+	Gap or time behind
++	One minute or more behind in split time	F	Finish
SPM	Average strokes per minute	STC	Total strokes

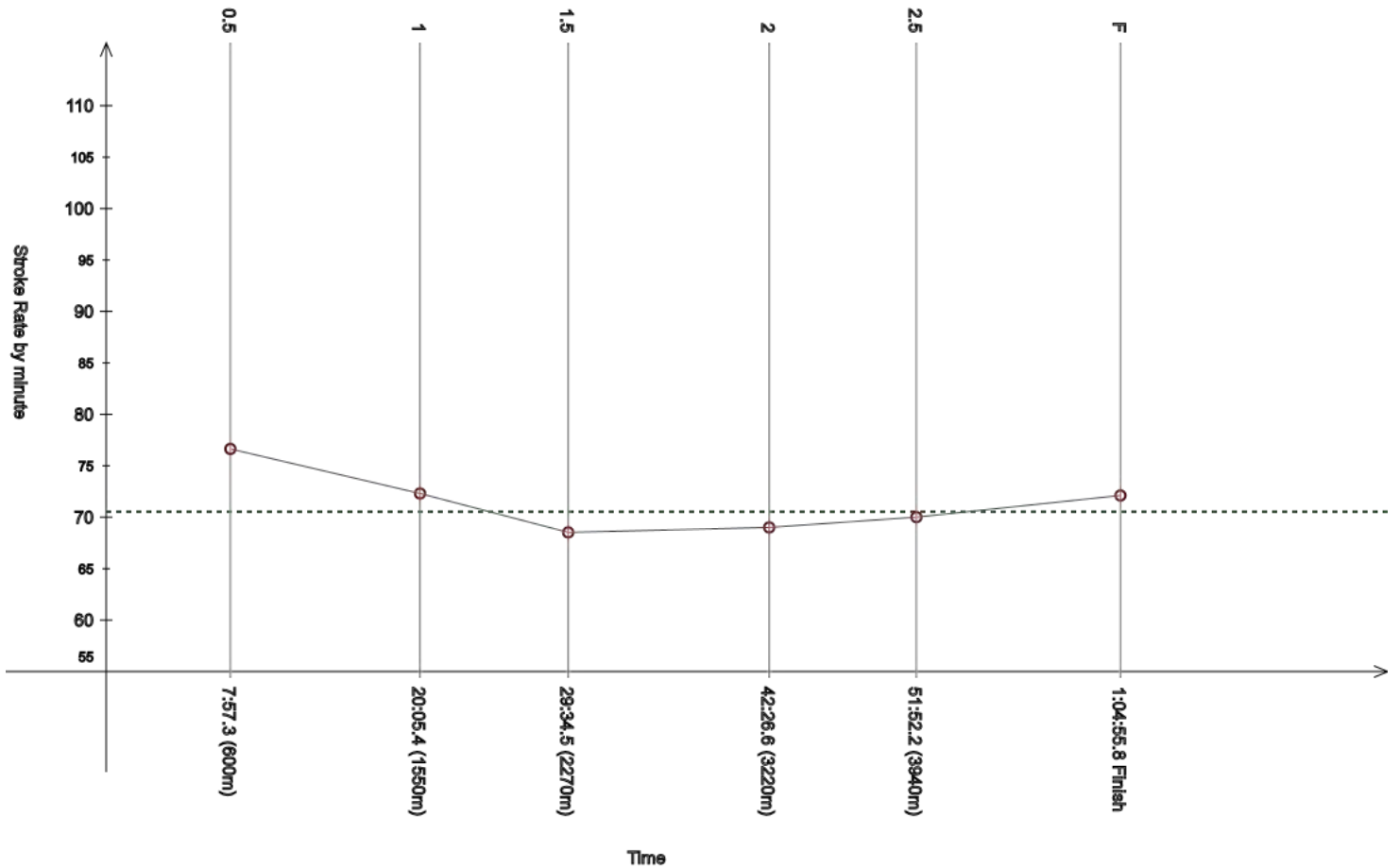
Official Timekeeping by OMEGA

Event 103
7 FEB 2024 - 10:30

Women's 5km

Race Analysis

Rank	Bib	Name				NAT Code				Finish Time	Gap					
48	136	MEQDAR Malak				MAR				1:04:55.8	+7:21.9					
Lap	Time	Rank	Gap	SPM	Lap	Time	Rank	Gap	SPM	Lap	Time	Rank	Gap	SPM	SPM	STC
0.5	7:57.3	(52)	+31.6	76.6	1	20:05.4	(48)	++	72.3	1.5	29:34.5	(48)	++	68.5		
						12:08.1					9:29.1				70.5	4723
2	42:26.6	(50)	++	69.0	2.5	51:52.2	(44)	++	70.0	F	1:04:55.8	(48)	++	72.1		
	12:52.1					9:25.6					13:03.6					



Legend:	
---	Stroke Rate Average
++	One minute or more behind in split time
SPM	Average strokes per minute
+	Gap or time behind
F	Finish
STC	Total strokes

Official Timekeeping by OMEGA

Event 103

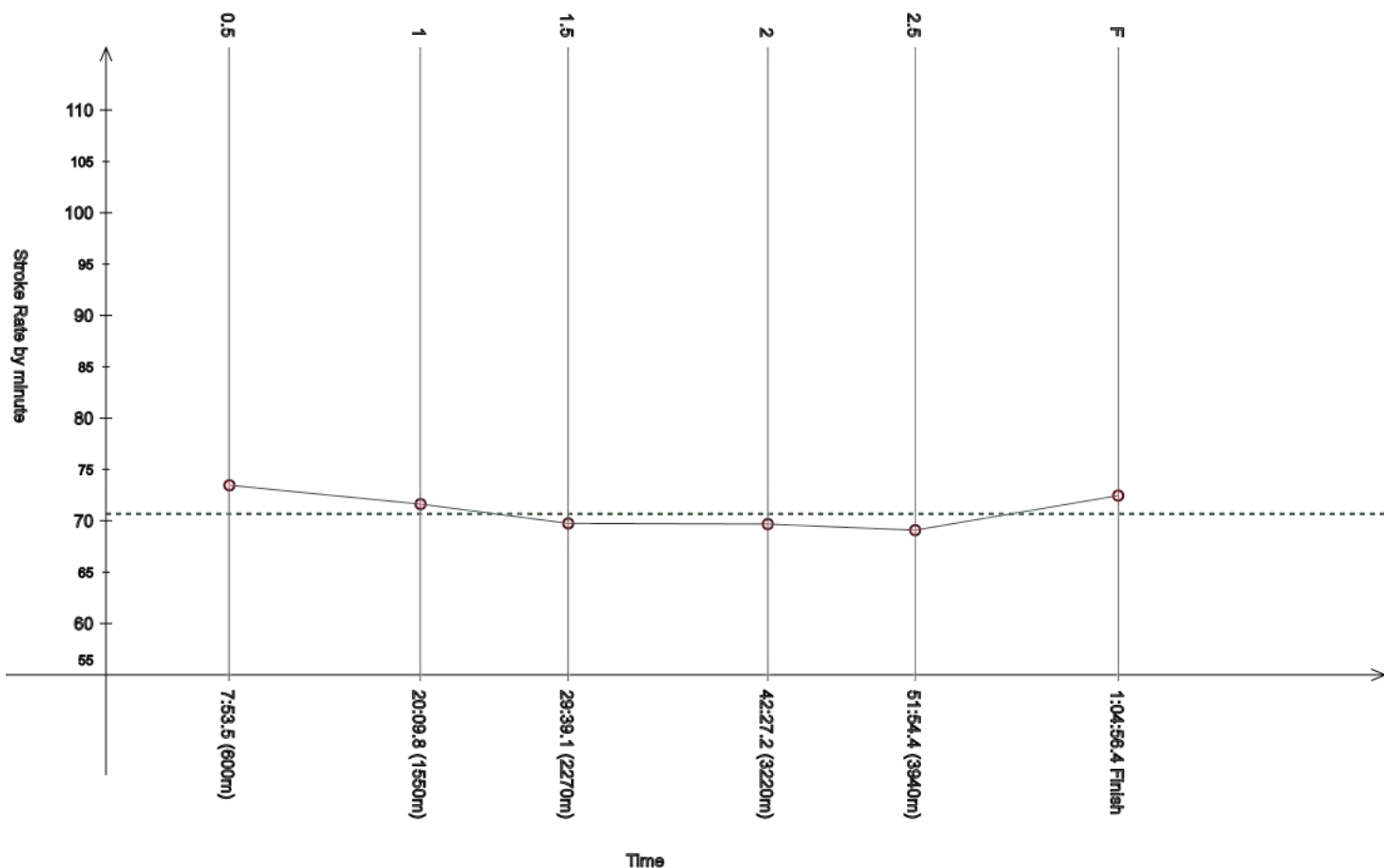
Women's 5km

7 FEB 2024 - 10:30

Race Analysis

Rank	Bib	Name	NAT Code	Finish Time	Gap
49	128	de la ROSA Karla Edith	MEX	1:04:56.4	+7:22.5

Lap	Time	Rank	Gap	SPM	Lap	Time	Rank	Gap	SPM	Lap	Time	Rank	Gap	SPM	SPM	STC
0.5	7:53.5	(=49)	+27.8	73.5	1	20:09.8	(50)	++	71.6	1.5	29:39.1	(51)	++	69.7		
						12:16.3					9:29.3				70.7	4620
2	42:27.2	(51)	++	69.7	2.5	51:54.4	(45)	++	69.1	F	1:04:56.4	(49)	++	72.5		
	12:48.1					9:27.2					13:02.0					



Legend:	
---	Stroke Rate Average
++	One minute or more behind in split time
SPM	Average strokes per minute
+	Gap or time behind
F	Finish
STC	Total strokes

Official Timekeeping by OMEGA

Event 103

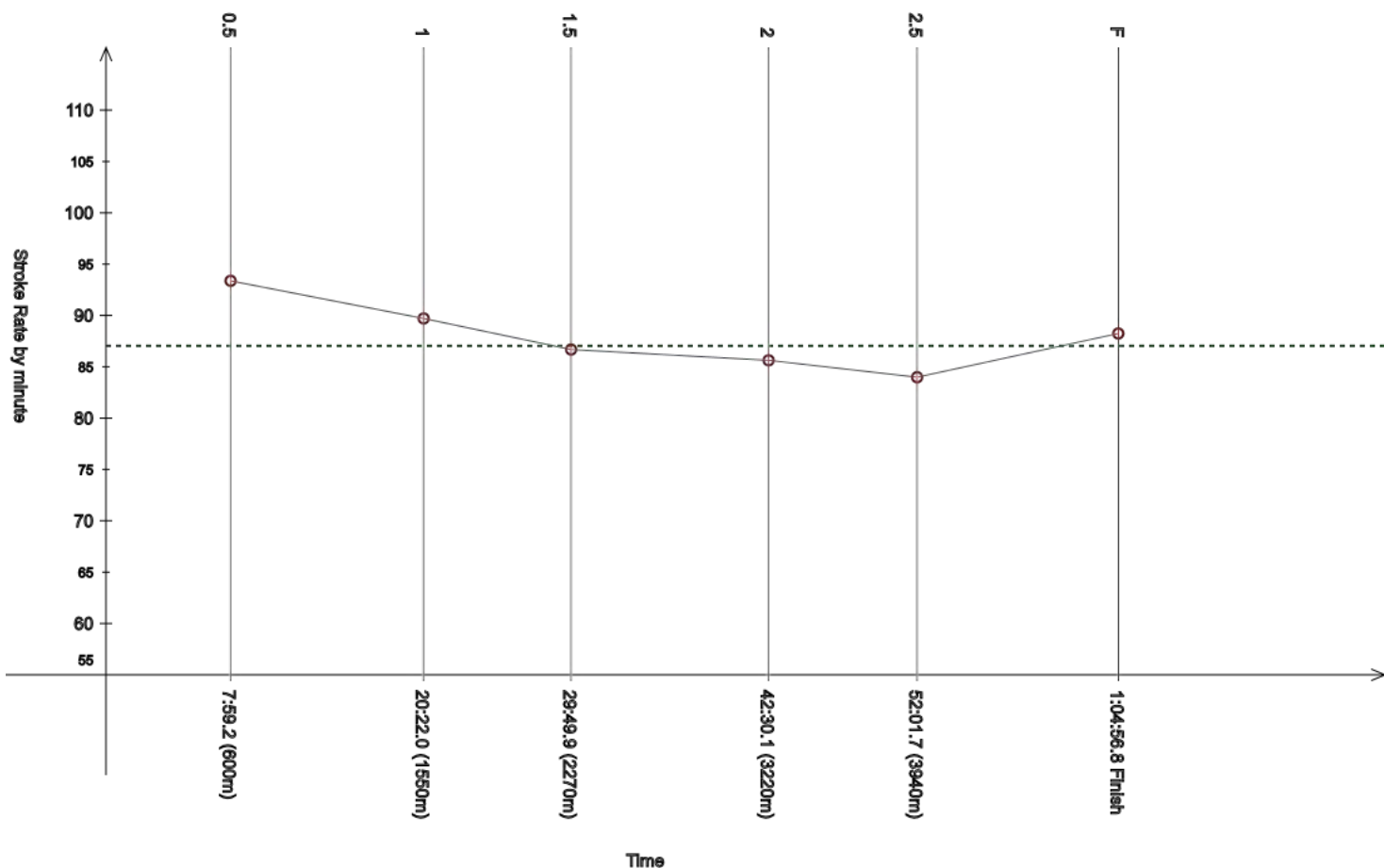
Women's 5km

7 FEB 2024 - 10:30

Race Analysis

Rank	Bib	Name	NAT Code	Finish Time	Gap
50	126	APONTE TERAN Ruthseli Guadalupe	VEN	1:04:56.8	+7:22.9

Lap	Time	Rank	Gap	SPM	Lap	Time	Rank	Gap	SPM	Lap	Time	Rank	Gap	SPM	SPM	STC
0.5	7:59.2	(53)	+33.5	93.4	1	20:22.0	(53)	++	89.7	1.5	29:49.9	(52)	++	86.7		
						12:22.8					9:27.9				87.0	5719
2	42:30.1	(53)	++	85.6	2.5	52:01.7	(50)	++	84.0	F	1:04:56.8	(50)	++	88.2		
	12:40.2					9:31.6					12:55.1					



Legend:			
---	Stroke Rate Average	+	Gap or time behind
++	One minute or more behind in split time	F	Finish
SPM	Average strokes per minute	STC	Total strokes

Official Timekeeping by OMEGA

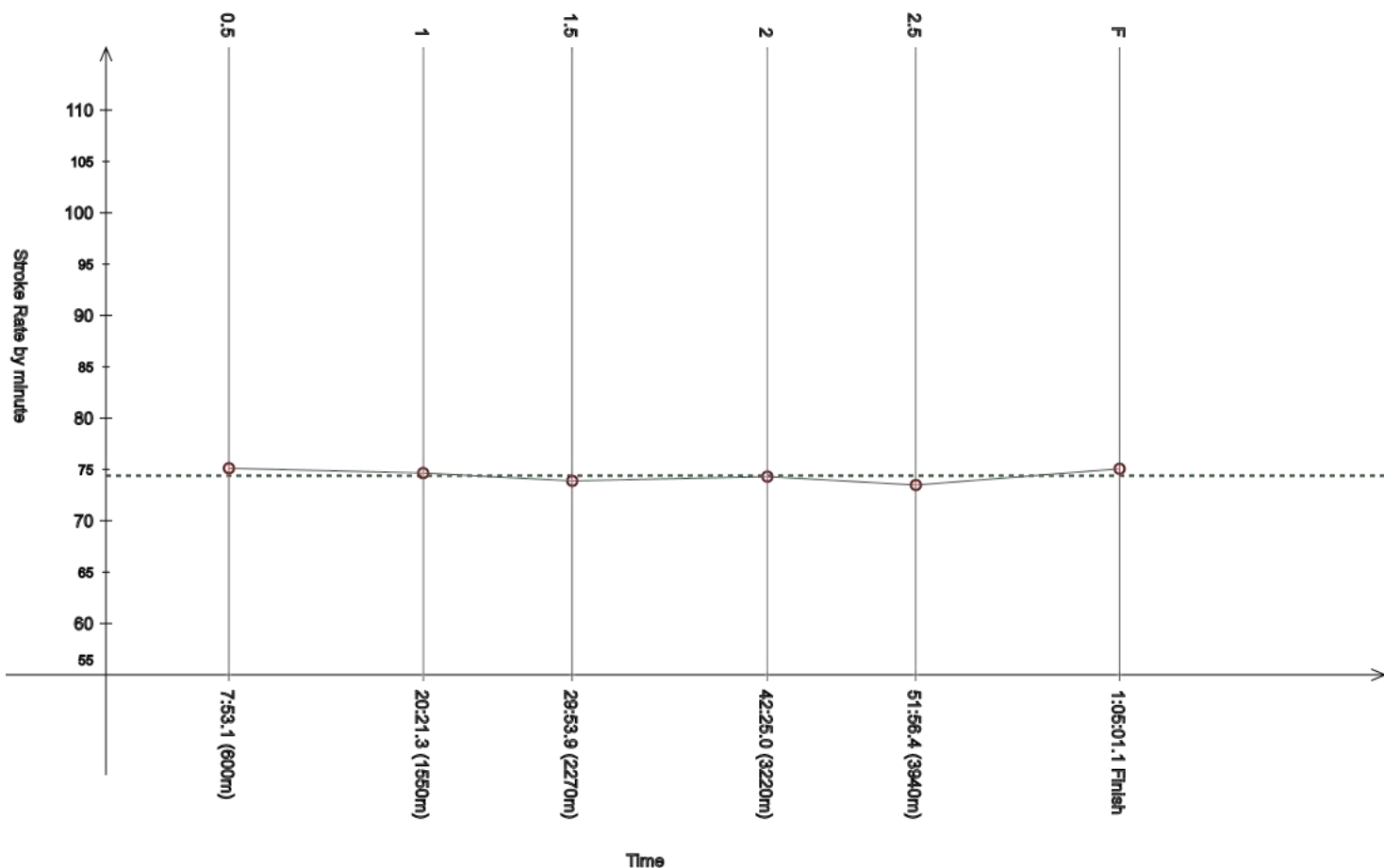
Event 103
7 FEB 2024 - 10:30

Women's 5km

Race Analysis

Rank	Bib	Name	NAT Code	Finish Time	Gap
51	121	QUILES Alondra Itzel	PUR	1:05:01.1	+7:27.2

Lap	Time	Rank	Gap	SPM	Lap	Time	Rank	Gap	SPM	Lap	Time	Rank	Gap	SPM	SPM	STC
0.5	7:53.1	(48)	+27.4	75.1	1	20:21.3	(52)	++	74.7	1.5	29:53.9	(53)	++	73.9		
						12:28.2					9:32.6				74.4	4960
2	42:25.0	(46)	++	74.3	2.5	51:56.4	(46)	++	73.5	F	1:05:01.1	(51)	++	75.1		
	12:31.1					9:31.4					13:04.7					



Legend:	
---	Stroke Rate Average
++	One minute or more behind in split time
SPM	Average strokes per minute
+	Gap or time behind
F	Finish
STC	Total strokes

Official Timekeeping by OMEGA

Event 103

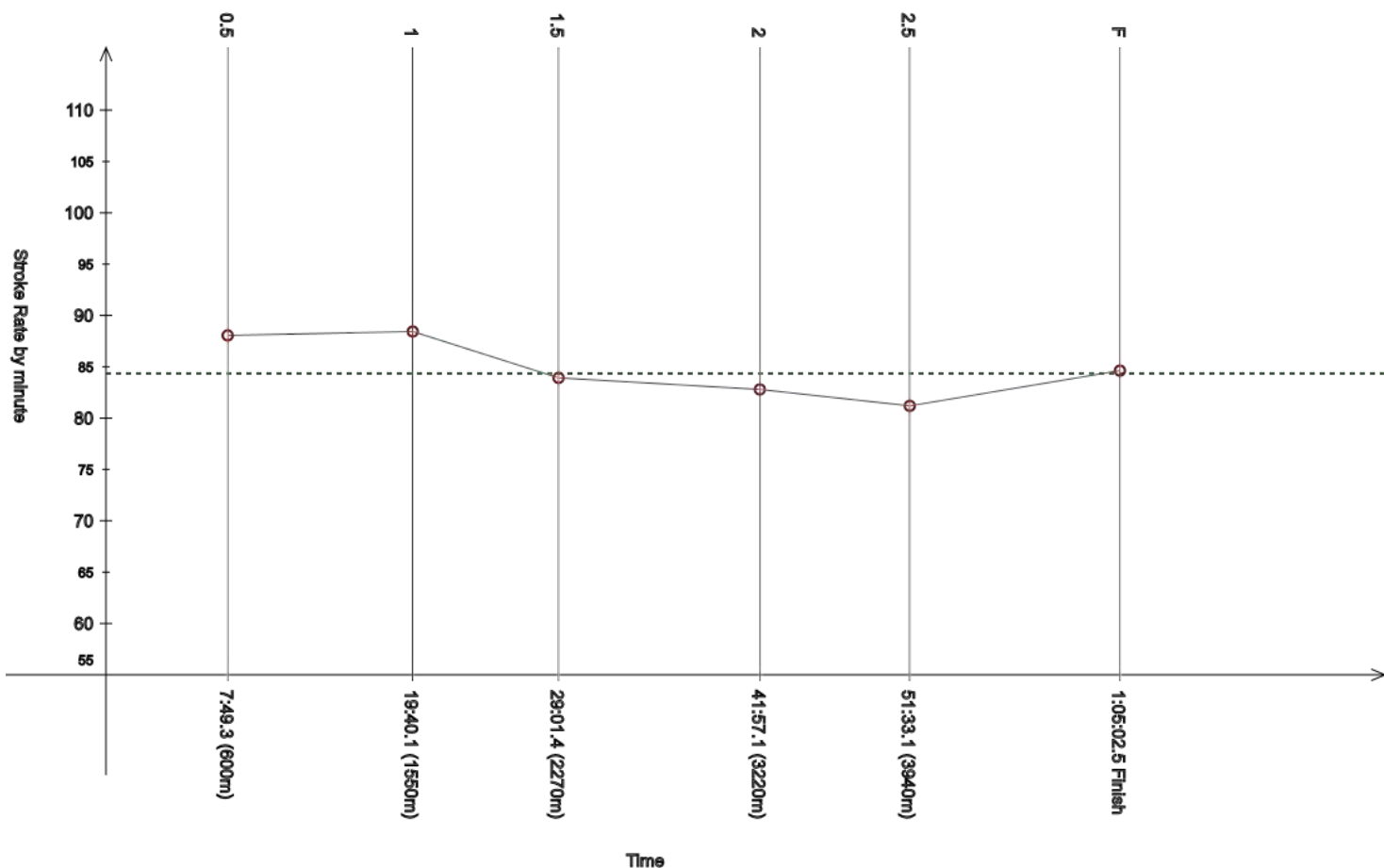
Women's 5km

7 FEB 2024 - 10:30

Race Analysis

Rank	Bib	Name	NAT Code	Finish Time	Gap
52	123	BOZ Sezen Akanda	TUR	1:05:02.5	+7:28.6

Lap	Time	Rank	Gap	SPM	Lap	Time	Rank	Gap	SPM	Lap	Time	Rank	Gap	SPM	SPM	STC
0.5	7:49.3	(44)	+23.6	88.1	1	19:40.1	(45)	++	88.4	1.5	29:01.4	(45)	++	83.9		
						11:50.8					9:21.3				84.4	5526
2	41:57.1	(45)	++	82.8	2.5	51:33.1	(43)	++	81.2	F	1:05:02.5	(52)	++	84.6		
	12:55.7					9:36.0					13:29.4					



Legend:			
---	Stroke Rate Average	+	Gap or time behind
++	One minute or more behind in split time	F	Finish
SPM	Average strokes per minute	STC	Total strokes

Official Timekeeping by OMEGA

Event 103

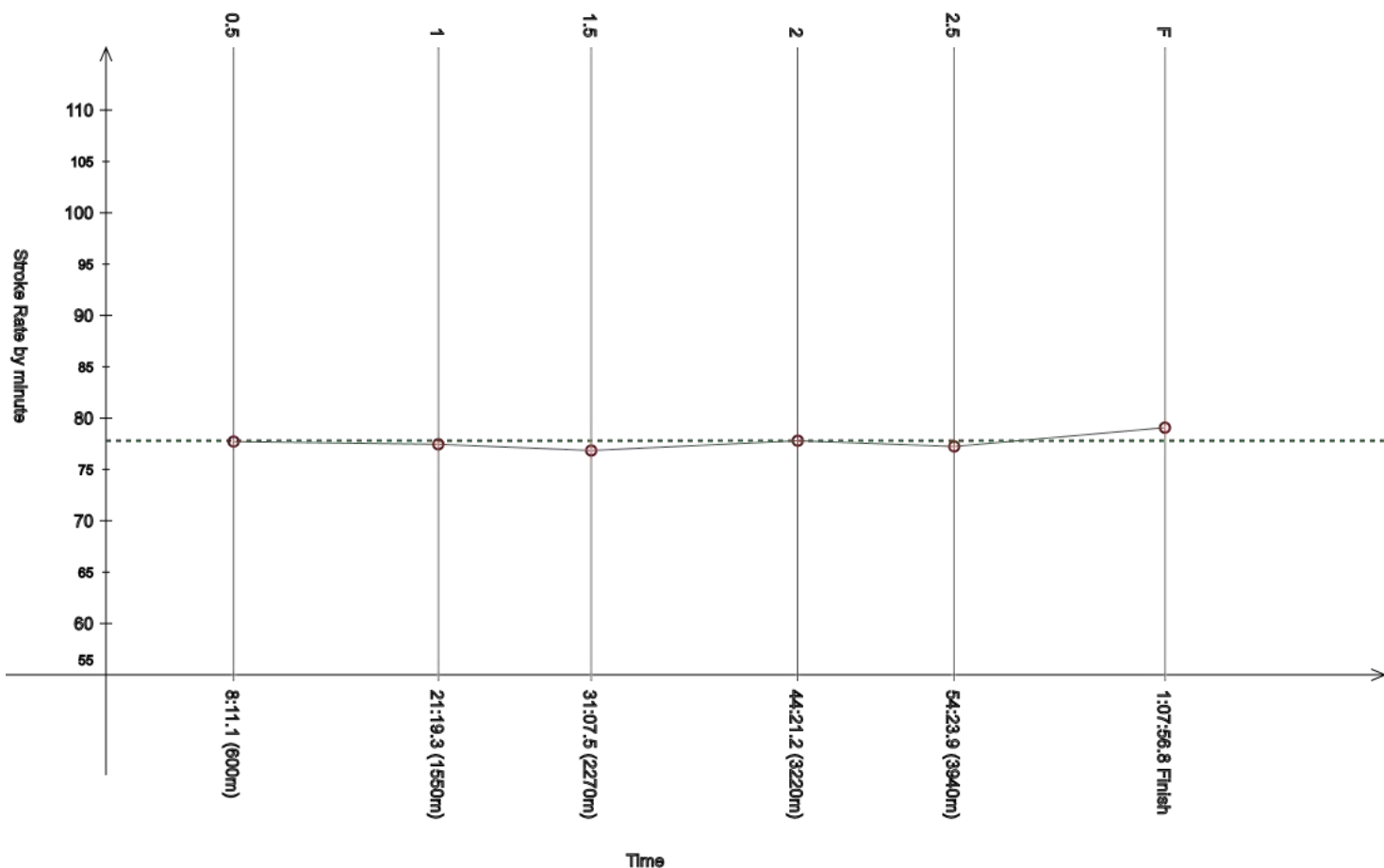
Women's 5km

7 FEB 2024 - 10:30

Race Analysis

Rank	Bib	Name	NAT Code	Finish Time	Gap
53	159	HERNADEZ Isabella	DOM	1:07:56.8	+10:22.9

Lap	Time	Rank	Gap	SPM	Lap	Time	Rank	Gap	SPM	Lap	Time	Rank	Gap	SPM	SPM	STC
0.5	8:11.1	(56)	+45.4	77.7	1	21:19.3	(54)	++	77.5	1.5	31:07.5	(54)	++	76.8		
						13:08.2					9:48.2				77.8	5319
2	44:21.2	(54)	++	77.8	2.5	54:23.9	(52)	++	77.2	F	1:07:56.8	(53)	++	79.1		
	13:13.7					10:02.7					13:32.9					



Legend:			
---	Stroke Rate Average	+	Gap or time behind
++	One minute or more behind in split time	F	Finish
SPM	Average strokes per minute	STC	Total strokes

Official Timekeeping by OMEGA

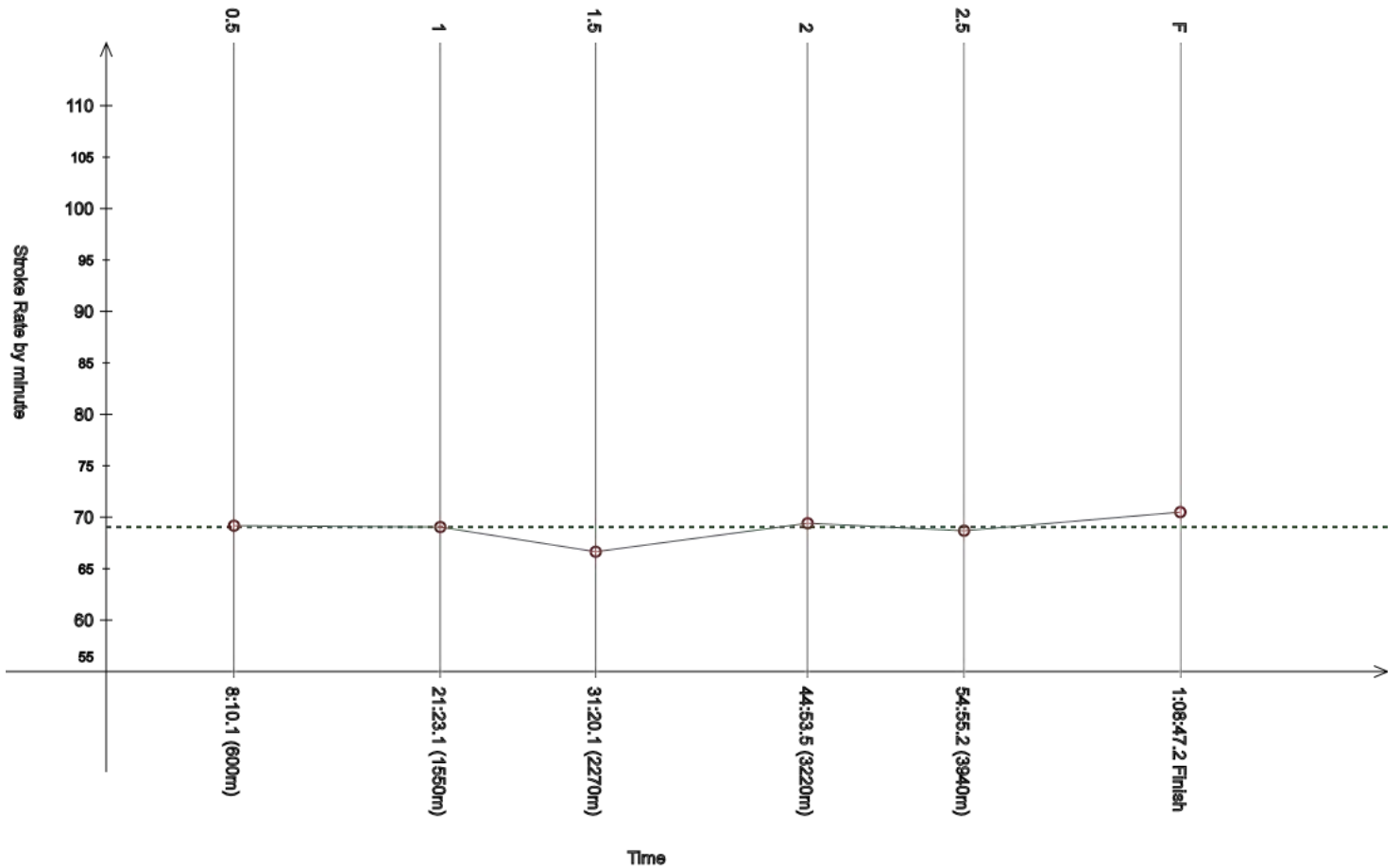
Event 103
7 FEB 2024 - 10:30

Women's 5km

Race Analysis

Rank	Bib	Name				NAT Code				Finish Time	Gap
54	105	BANGALORE MAHESH RITHIKA				IND				1:08:47.2	+11:13.3

Lap	Time	Rank	Gap	SPM	Lap	Time	Rank	Gap	SPM	Lap	Time	Rank	Gap	SPM	SPM	STC
0.5	8:10.1	(55)	+44.4	69.2	1	21:23.1	(56)	++	69.1	1.5	31:20.1	(=55)	++	66.6		
						13:13.0					9:57.0				69.0	4770
2	44:53.5	(55)	++	69.4	2.5	54:55.2	(53)	++	68.7	F	1:08:47.2	(54)	++	70.5		
	13:33.4					10:01.7					13:52.0					



Legend:	---	Stroke Rate Average	+	Gap or time behind
	++	One minute or more behind in split time	F	Finish
	SPM	Average strokes per minute	STC	Total strokes

Official Timekeeping by OMEGA

Event 103

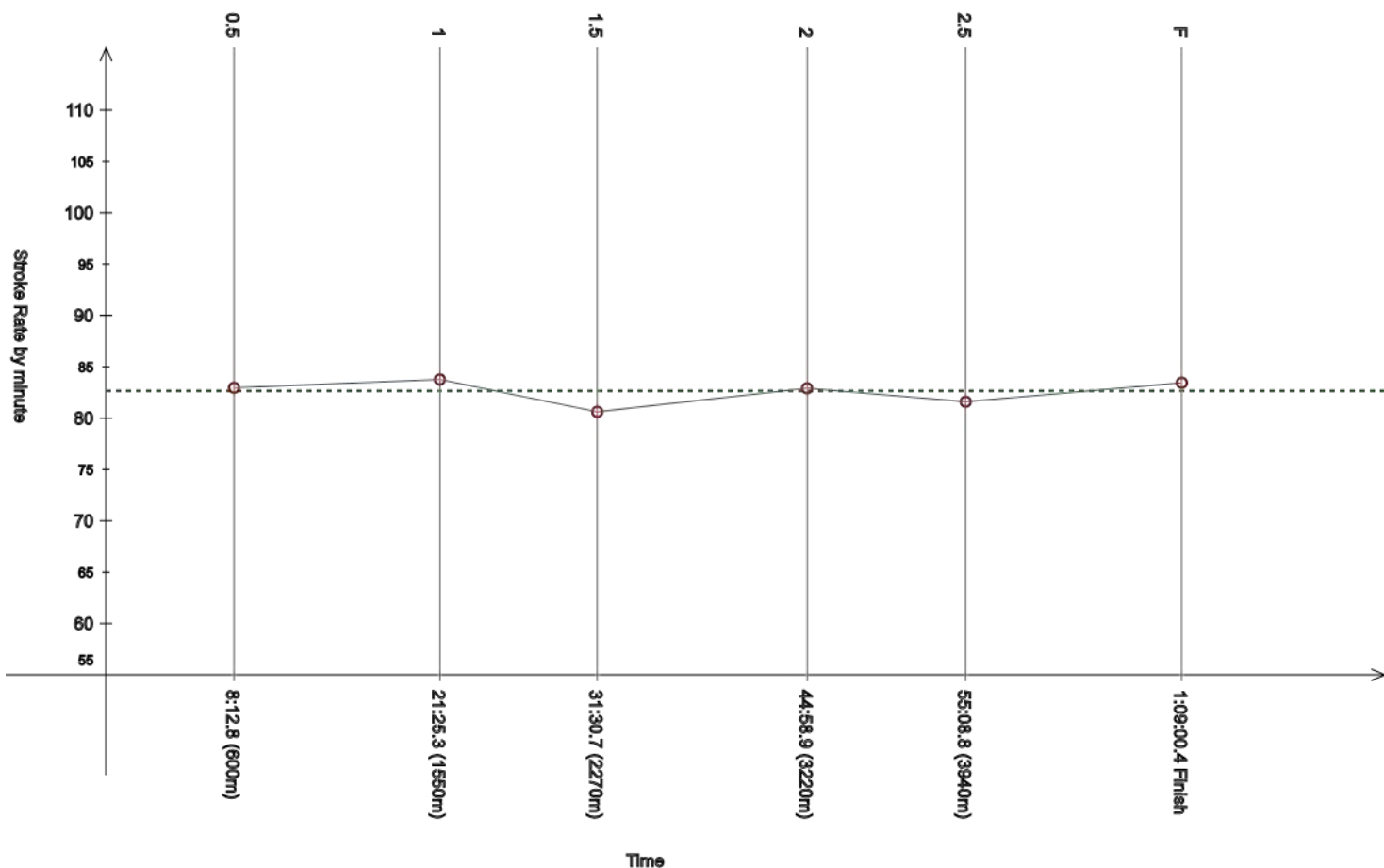
Women's 5km

7 FEB 2024 - 10:30

Race Analysis

Rank	Bib	Name	NAT Code	Finish Time	Gap
55	122	GUSTIANJANI Kathriana Mella	INA	1:09:00.4	+11:26.5

Lap	Time	Rank	Gap	SPM	Lap	Time	Rank	Gap	SPM	Lap	Time	Rank	Gap	SPM	SPM	STC
0.5	8:12.8	(57)	+47.1	83.0	1	21:25.3	(57)	++	83.8	1.5	31:30.7	(57)	++	80.6		
						13:12.5					10:05.4				82.7	5727
2	44:58.9	(57)	++	82.9	2.5	55:08.8	(54)	++	81.6	F	1:09:00.4	(55)	++	83.5		
	13:28.2					10:09.9					13:51.6					



Legend:			
---	Stroke Rate Average	+	Gap or time behind
++	One minute or more behind in split time	F	Finish
SPM	Average strokes per minute	STC	Total strokes

Official Timekeeping by OMEGA

Event 103

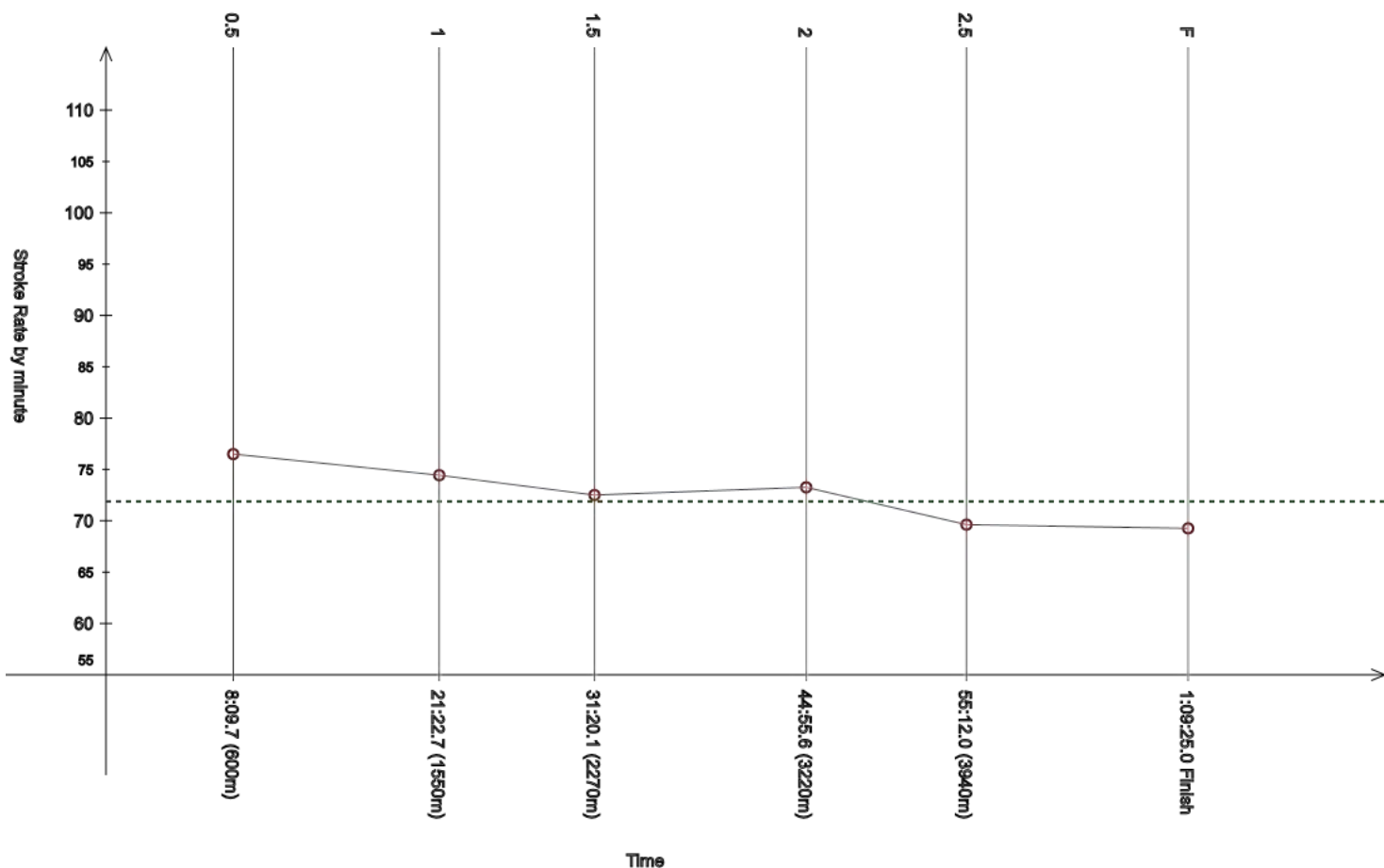
Women's 5km

7 FEB 2024 - 10:30

Race Analysis

Rank	Bib	Name	NAT Code	Finish Time	Gap
56	164	GUADAMURO Mariela	PUR	1:09:25.0	+11:51.1

Lap	Time	Rank	Gap	SPM	Lap	Time	Rank	Gap	SPM	Lap	Time	Rank	Gap	SPM	SPM	STC
0.5	8:09.7	(54)	+44.0	76.5	1	21:22.7	(55)	++	74.4	1.5	31:20.1	(=55)	++	72.5		
						13:13.0					9:57.4				71.9	5028
2	44:55.6	(56)	++	73.3	2.5	55:12.0	(55)	++	69.6	F	1:09:25.0	(56)	++	69.3		
	13:35.5					10:16.4					14:13.0					



Legend:			
---	Stroke Rate Average	+	Gap or time behind
++	One minute or more behind in split time	F	Finish
SPM	Average strokes per minute	STC	Total strokes

Official Timekeeping by OMEGA

Event 103

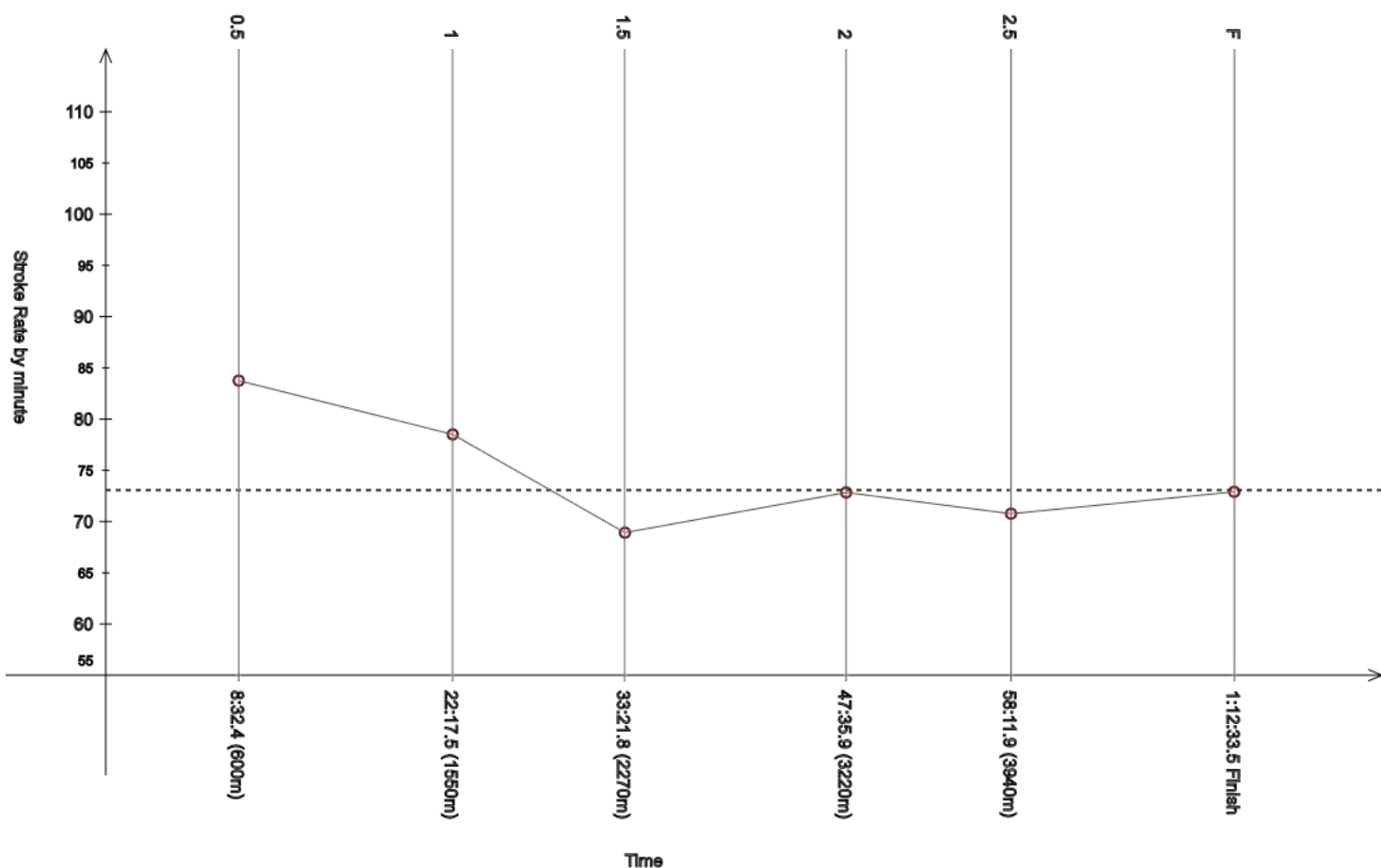
Women's 5km

7 FEB 2024 - 10:30

Race Analysis

Rank	Bib	Name	NAT Code	Finish Time	Gap
57	109	KINNAIRD Brynne	NAM	1:12:33.5	+14:59.6

Lap	Time	Rank	Gap	SPM	Lap	Time	Rank	Gap	SPM	Lap	Time	Rank	Gap	SPM	SPM	STC
0.5	8:32.4	(58)	++	83.8	1	22:17.5	(58)	++	78.5	1.5	33:21.8	(58)	++	68.9		
						13:45.1					11:04.3				73.1	5398
2	47:35.9	(58)	++	72.8	2.5	58:11.9	(56)	++	70.8	F	1:12:33.5	(57)	++	72.9		
	14:14.1					10:36.0					14:21.6					



Legend:	
---	Stroke Rate Average
++	One minute or more behind in split time
SPM	Average strokes per minute
+	Gap or time behind
F	Finish
STC	Total strokes

Official Timekeeping by OMEGA

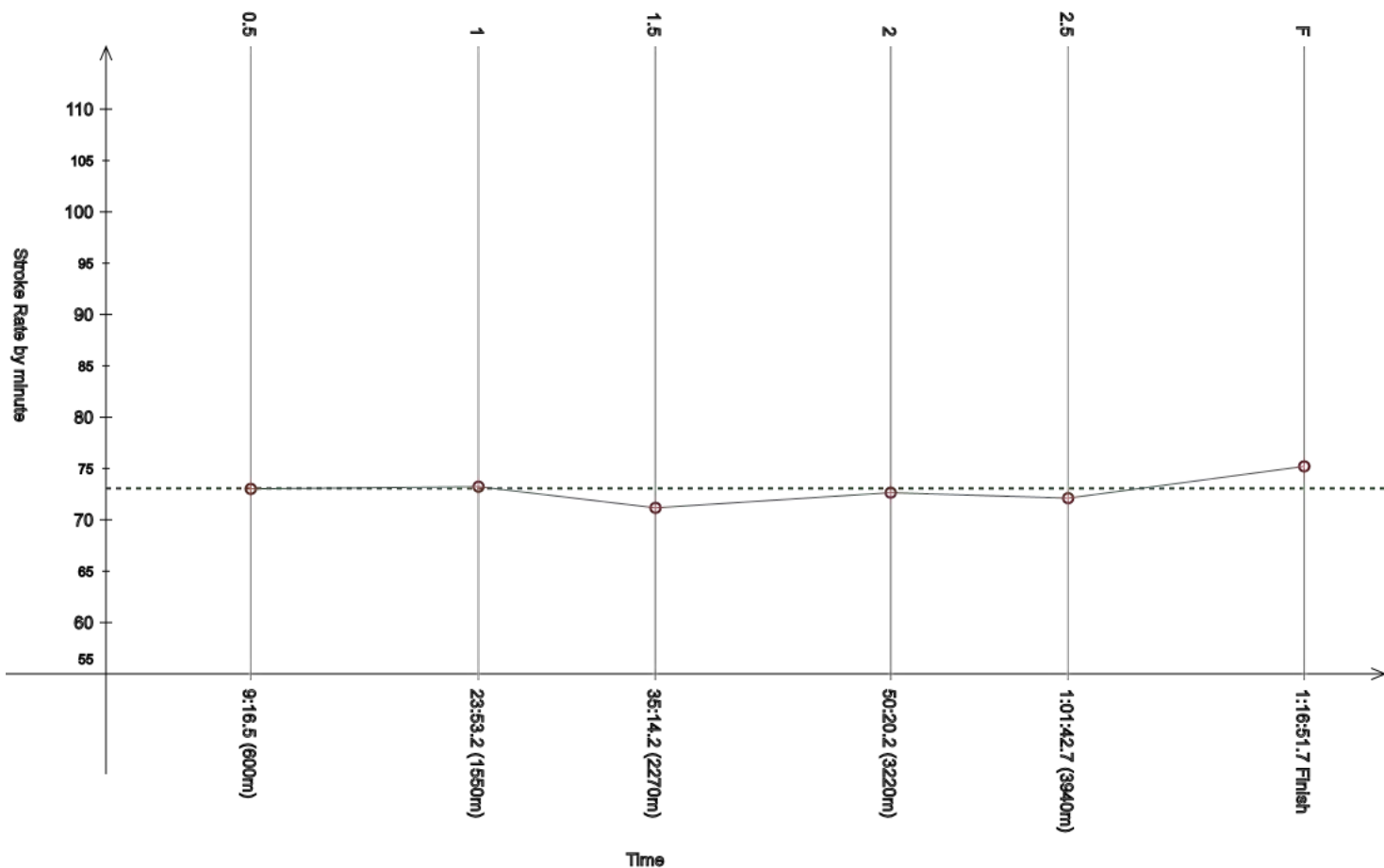
Event 103

Women's 5km

7 FEB 2024 - 10:30

Race Analysis

Rank	Bib	Name	NAT Code					Finish Time	Gap							
	154	STEYN Carissa	NAM					1:16:51.7	OTL							
Lap	Time	Rank	Gap	SPM	Lap	Time	Rank	Gap	SPM	Lap	Time	Rank	Gap	SPM	SPM	STC
0.5	9:16.5	(60)	++	73.0	1	23:53.2	(59)	++	73.2	1.5	35:14.2	(59)	++	71.2		
						14:36.7					11:21.0				73.1	5635
2	50:20.2	(60)	++	72.7	2.5	1:01:42.7	(=57)	++	72.1	F	1:16:51.7		++	75.2		
	15:06.0					11:22.5										



Legend:					
----	Stroke Rate Average	++	One minute or more behind in split time	F	Finish
OTL	Outside Time Limit	SPM	Average strokes per minute	STC	Total strokes

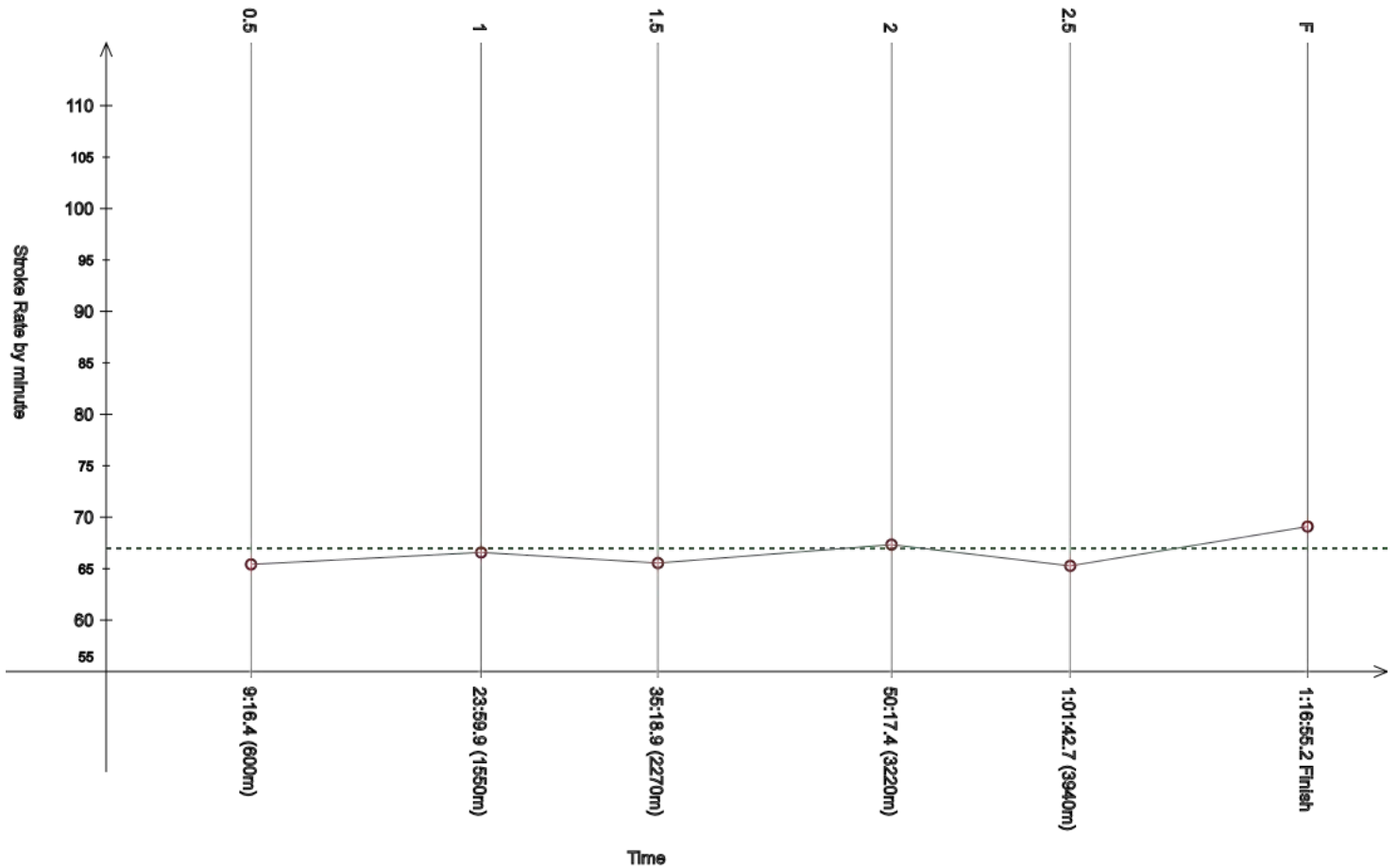
Official Timekeeping by OMEGA

Event 103
7 FEB 2024 - 10:30

Women's 5km

Race Analysis

Rank	Bib	Name				NAT Code				Finish Time	Gap					
	101	RODRIGUEZ Maria Fernanda				BOL				1:16:55.2	OTL					
Lap	Time	Rank	Gap	SPM	Lap	Time	Rank	Gap	SPM	Lap	Time	Rank	Gap	SPM	SPM	STC
0.5	9:16.4	(59)	++	65.4	1	23:59.9	(60)	++	66.6	1.5	35:18.9	(60)	++	65.5		
						14:43.5					11:19.0					
2	50:17.4	(59)	++	67.3	2.5	1:01:42.7	(=57)	++	65.3	F	1:16:55.2		++	69.1	67.0	5169
	14:58.5					11:25.3										



Legend:	----	Stroke Rate Average	++	One minute or more behind in split time	F	Finish
	OTL	Outside Time Limit	SPM	Average strokes per minute	STC	Total strokes

Official Timekeeping by OMEGA

Event 103

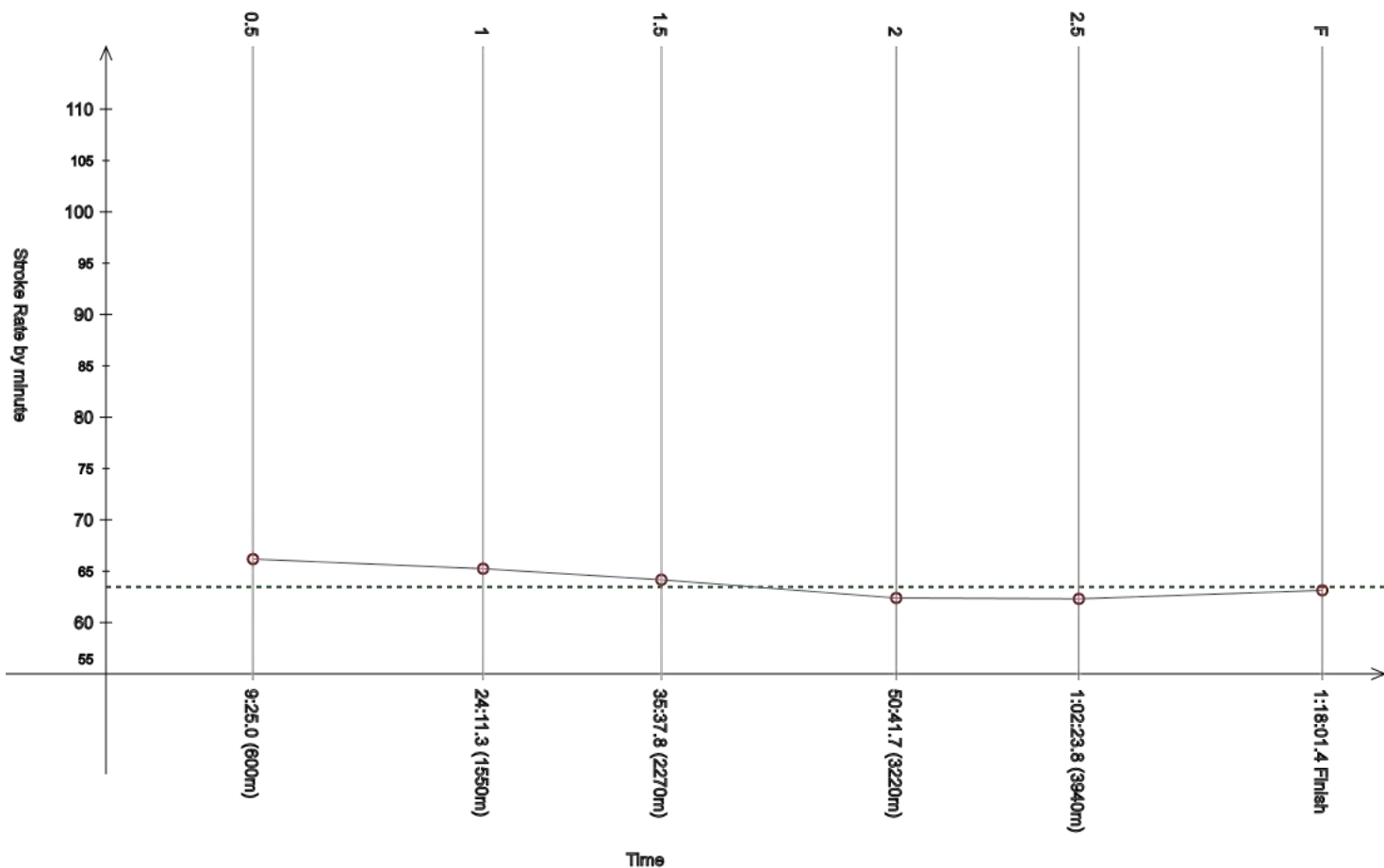
Women's 5km

7 FEB 2024 - 10:30

Race Analysis

Rank	Bib	Name	NAT Code	Finish Time	Gap
	137	BRISTOL Dorianne	SEY	1:18:01.4	OTL

Lap	Time	Rank	Gap	SPM	Lap	Time	Rank	Gap	SPM	Lap	Time	Rank	Gap	SPM	SPM	STC
0.5	9:25.0	(61)	++	66.2	1	24:11.3	(61)	++	65.2	1.5	35:37.8	(61)	++	64.2		
						14:46.3					11:26.5				63.5	5016
2	50:41.7	(61)	++	62.4	2.5	1:02:23.8	(59)	++	62.3	F	1:18:01.4		++	63.1		
	15:03.9					11:42.1										



Legend:					
----	Stroke Rate Average	++	One minute or more behind in split time	F	Finish
OTL	Outside Time Limit	SPM	Average strokes per minute	STC	Total strokes

Official Timekeeping by OMEGA

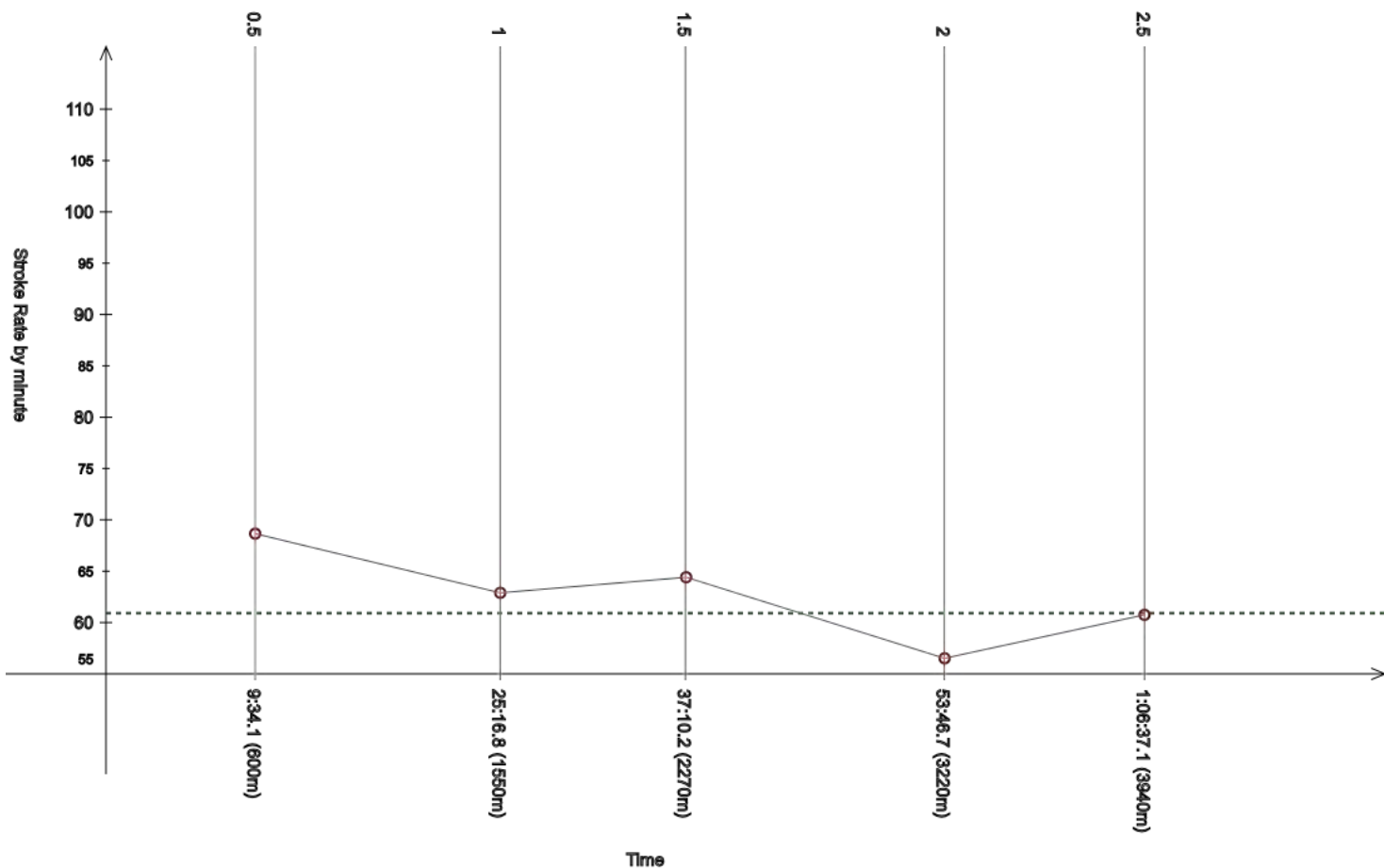
Event 103

7 FEB 2024 - 10:30

Women's 5km

Race Analysis

Rank	Bib	Name	NAT Code					Finish Time	Gap							
	158	MUBIRU Swagiah	UGA					OTL								
Lap	Time	Rank	Gap	SPM	Lap	Time	Rank	Gap	SPM	Lap	Time	Rank	Gap	SPM	SPM	STC
0.5	9:34.1	(62)	++	68.7	1	25:16.8	(62)	++	62.9	1.5	37:10.2	(62)	++	64.4		
						15:42.7					11:53.4				60.9	4154
2	53:46.7	(62)	++	56.5	2.5	1:06:37.1	(60)	++	60.8	F						
	16:36.5					12:50.4										



Legend:					
----	Stroke Rate Average	++	One minute or more behind in split time	F	Finish
OTL	Outside Time Limit	SPM	Average strokes per minute	STC	Total strokes

Official Timekeeping by OMEGA

Event 103

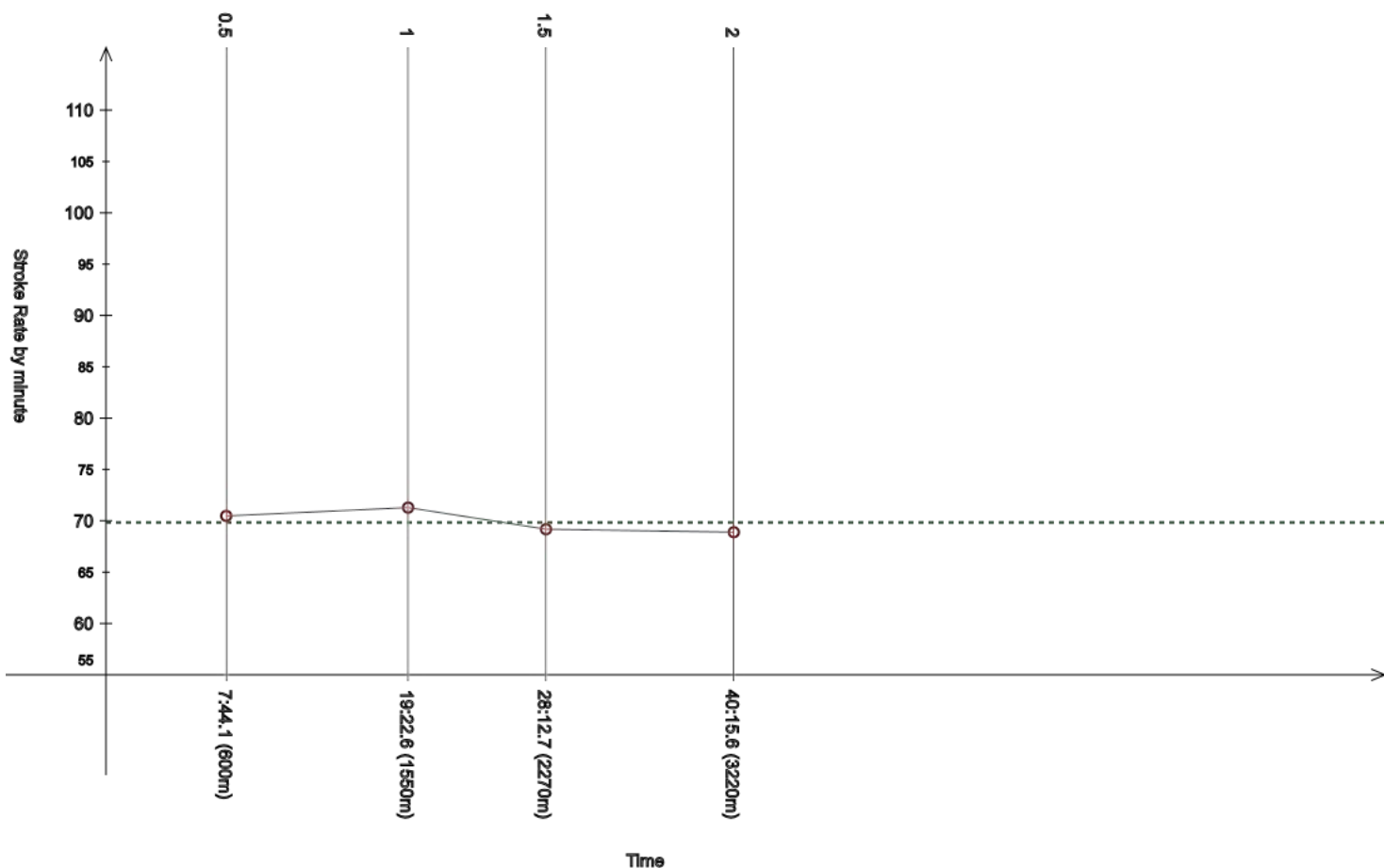
Women's 5km

7 FEB 2024 - 10:30

Race Analysis

Rank	Bib	Name	NAT Code	Finish Time	Gap
	165	LIEW Li-Shan Chantal	SGP	DNF	

Lap	Time	Rank	Gap	SPM	Lap	Time	Rank	Gap	SPM	Lap	Time	Rank	Gap	SPM	SPM	STC
0.5	7:44.1	(=34)	+18.4	70.5	1	19:22.6	(44)	+43.2	71.3	1.5	28:12.7	(42)	++	69.2		
						11:38.5					8:50.1				69.8	2853
2	40:15.6	(44)	++	68.9	2.5					F						
	12:02.9															



Legend:					
----	Stroke Rate Average	+	Gap or time behind	++	One minute or more behind in split time
DNF	Did Not Finish	F	Finish	SPM	Average strokes per minute
STC	Total strokes				

Official Timekeeping by OMEGA

Event 103
7 FEB 2024 - 10:30

Women's 5km

Race Analysis

Rank	Bib	Name	NAT Code					Finish Time	Gap							
	114	PORRES Maria	GUA					DNS								
Lap	Time	Rank	Gap	SPM	Lap	Time	Rank	Gap	SPM	Lap	Time	Rank	Gap	SPM	SPM	STC
0.5					1					1.5						
2					2.5					F						

Legend:								
----	Stroke Rate Average	DNS	Did Not Start	F	Finish	SPM	Average strokes per minute	
STC	Total strokes							

Official Timekeeping by OMEGA

Event 103

7 FEB 2024 - 10:30

Women's 5km

Race Analysis

Rank	Bib	Name	NAT Code	Finish Time	Gap
	160	RAMIREZ Michell	HON	DNS	

Lap	Time	Rank	Gap	SPM	Lap	Time	Rank	Gap	SPM	Lap	Time	Rank	Gap	SPM	SPM	STC
0.5					1					1.5						
2					2.5					F						

Legend:							
----	Stroke Rate Average	DNS	Did Not Start	F	Finish	SPM	Average strokes per minute
STC	Total strokes						

Official Timekeeping by OMEGA

Event 103
7 FEB 2024 - 10:30

Women's 5km

Race Analysis

Rank	Bib	Name	NAT Code					Finish Time	Gap							
	163	BIANCHI Maria	KEN					DNS								
Lap	Time	Rank	Gap	SPM	Lap	Time	Rank	Gap	SPM	Lap	Time	Rank	Gap	SPM	SPM	STC
0.5					1					1.5						
2					2.5					F						

Legend:	
----	Stroke Rate Average DNS Did Not Start F Finish SPM Average strokes per minute
STC	Total strokes

Official Timekeeping by OMEGA

Event 103

7 FEB 2024 - 10:30

Women's 5km

Race Incident Log

Race Time	Incident	Lap	Bib Number	Name	NAT Code
	Did Not Start	0	114	PORRES Maria	GUA
	Did Not Start	0	160	RAMIREZ Michell	HON
	Did Not Start	0	163	BIANCHI Maria	KEN
19:35	Yellow Flag	2	133	PEREZ Paola	VEN
49:35	Did Not Finish	3	165	LIEW Li-Shan Chantal	SGP
	Outside Time Limit	3	101	RODRIGUEZ Maria Fernanda	BOL
	Outside Time Limit	3	137	BRISTOL Dorianne	SEY
	Outside Time Limit	3	154	STEYN Carissa	NAM
	Outside Time Limit	3	158	MUBIRU Swagiah	UGA

Official Timekeeping by OMEGA

Medallists

Medal	Name	NAT
GOLD	van ROUWENDAAL Sharon	NED - Netherlands
SILVER	GUBECKA Chelsea	AUS - Australia
BRONZE	CUNHA Ana Marcela	BRA - Brazil

Entry List by Event

As of THU 8 FEB 2024

Number of Entries: 71

NAT Code	Name	Date of Birth
ANG	SANTO Rafaela	12 DEC 2004
ARG	BIAGIOLI Cecilia	3 JAN 1985
ARG	GIORDANINO Candela	23 MAY 2004
ARU	SCHWENGLE Britta	15 APR 2004
AUS	GOUGH Maddy	8 JUN 1999
AUS	JOHNSON Moesha	19 SEP 1997
BRA	CUNHA Ana Marcela	23 MAR 1992
BRA	JUNGBLUT Viviane	29 JUN 1996
CAN	FINLIN Emma	27 APR 2005
CAN	ORAVSKY Laila	26 FEB 2007
CHN	MAO Yihan	17 JUL 2009
CHN	XIN Xin	6 NOV 1996
CRO	BOSNJAK Klara	27 MAY 2004
CZE	BENESOVA Alena	16 APR 1998
CZE	PAVLACKA Lenka	8 AUG 1994
DOM	HERNADEZ Isabella	28 SEP 2004
ECU	ABAD Ana	9 DEC 2003
ECU	AREVALO Samantha	30 SEP 1994
ESA	PORTILLO Fatima	6 APR 2003
ESP	de VALDES Maria	19 OCT 1998
ESP	MARTINEZ GUILLEN Angela	18 MAR 2004
FRA	CASSIGNOL Oceane	26 MAY 2000
FRA	JOUISSE Caroline Laure	26 MAY 1994
GBR	CRISP Leah Phoebe	16 OCT 2001
GBR	KEEGAN Amber	28 FEB 1997
GER	BECK Leonie	27 MAY 1997
GER	SPIWOKS Jeannette	18 NOV 1998
GRE	MAKRI Georgia	12 JUL 2006
GUA	PORRES Maria	12 MAY 2003
GUA	VANEGAS Yanci	2 JAN 2003
HKG	LAM Pac Tung Nikita	8 AUG 2000

Official Timekeeping by OMEGA

Entry List by Event

As of THU 8 FEB 2024

Number of Entries: 71

NAT Code	Name	Date of Birth
HKG	NIP Tsz Yin	11 APR 2000
HUN	FABIAN Bettina	13 DEC 2004
HUN	SZIMCSAK Mira	7 FEB 2004
IND	CHANDRA Ashmitha	6 NOV 2005
IND	PORUR KALAN RAJAGOPAL RAVI Mahalak.	31 MAR 2006
ISR	FABIAN Eva	3 AUG 1993
ISR	GIRLOANTA Eden	22 OCT 2000
ITA	BRIDI Arianna	6 NOV 1995
ITA	TADDEUCCI Ginevra	3 MAY 1997
JPN	EBINA Airi	25 NOV 2001
JPN	KAJIMOTO Ichika	7 MAR 2004
KAZ	FEDOTOVA Mariya	6 APR 1999
KAZ	TASZHANOVA Diana	3 JAN 2004
KOR	LEE Hae Rim	12 AUG 1996
KOR	PARK Jungju	16 MAR 1998
MEX	ALANIS HERNANDEZ Paulina	16 AUG 2004
MEX	SANDOVAL Martha	14 AUG 1998
MON	POU Lisa	28 MAY 1999
NED	van ROUWENDAAL Sharon	9 SEP 1993
PER	BRAMONT-ARIAS Maria	13 AUG 1999
POR	ANDRE Angelica	13 OCT 1994
POR	ROSA Mafalda	2 NOV 2003
PUR	GUADAMURO Mariela	29 SEP 2006
PUR	QUILES Alondra Itzel	31 OCT 2004
RSA	de JAGER Amica	8 JUL 1999
RSA	LOTTER Callan	9 MAR 2006
SGP	LIEW Li-Shan Chantal	9 AUG 1998
SGP	NG Ashley Yi Ting	1 APR 2006
SLO	FAIN Katja	31 AUG 2001
SLO	PERSE Spela	4 AUG 1996
THA	CHOOPONG Pimpun	17 MAY 1996

Official Timekeeping by OMEGA

Event 101

Women's 10km

Entry List by Event

As of THU 8 FEB 2024

Number of Entries: 71

NAT Code	Name	Date of Birth
THA	KWANMUANG Kamonchanok	4 MAR 2005
TPE	TENG Yu-Wen	25 JUL 1996
TPE	WANG Yi-Chen	7 SEP 1999
TUR	BOZ Sezen Akanda	23 OCT 2007
TUR	ERDOGAN Tuna	16 MAY 2007
USA	DENIGAN Mariah	30 MAY 2003
USA	GRIMES Katie	8 JAN 2006
VEN	APONTE TERAN Ruthseli Guadalupe	16 DEC 1998
VEN	PEREZ Paola	5 APR 1991

Official Timekeeping by OMEGA

Start List

REVISED
3 FEB 7:21

Bib Number	Name	NAT Code	Feeding Position Number	Date of Birth
1	PORTILLO Fatima	ESA	20	6 APR 2003
2	ROSA Mafalda	POR	52	2 NOV 2003
3	EBINA Airi	JPN	54	25 NOV 2001
4	PORRES Maria	GUA	67	12 MAY 2003
5	ANDRE Angelica	POR	53	13 OCT 1994
6	POU Lisa	MON	36	28 MAY 1999
7	BRAMONT-ARIAS Maria	PER	62	13 AUG 1999
8	PERSE Spela	SLO	69	4 AUG 1996
9	KAJIMOTO Ichika	JPN	55	7 MAR 2004
10	ORAVSKY Laila	CAN	3	26 FEB 2007
11	AREVALO Samantha	ECU	42	30 SEP 1994
12	LOTTER Callan	RSA	46	9 MAR 2006
13	FABIAN Eva	ISR	1	3 AUG 1993
14	GUADAMURO Mariela	PUR	9	29 SEP 2006
15	CHOOPONG Pimpun	THA	56	17 MAY 1996
16	TASZHANOVA Diana	KAZ	48	3 JAN 2004
17	KWANMUANG Kamonchanok	THA	57	4 MAR 2005
18	LEE Hae Rim	KOR	50	12 AUG 1996
19	CRISP Leah Phoebe	GBR	23	16 OCT 2001
20	BENESOVA Alena	CZE	27	16 APR 1998
21	CASSIGNOL Oceane	FRA	21	26 MAY 2000
22	TENG Yu-Wen	TPE	25	25 JUL 1996
23	JOUISSE Caroline Laure	FRA	22	26 MAY 1994
24	BOSNJAK Klara	CRO	13	27 MAY 2004
25	HERNADEZ Isabella	DOM	12	28 SEP 2004
26	LIEW Li-Shan Chantal	SGP	63	9 AUG 1998
27	NG Ashley Yi Ting	SGP	64	1 APR 2006
28	KEEGAN Amber	GBR	24	28 FEB 1997
29	FABIAN Bettina	HUN	32	13 DEC 2004
30	XIN Xin	CHN	7	6 NOV 1996
31	FEDOTOVA Mariya	KAZ	49	6 APR 1999
32	BOZ Sezen Akanda	TUR	71	23 OCT 2007
33	PORUR KALAN RAJAGOPAL RAVI Mahalak.	IND	40	31 MAR 2006
34	BIAGIOLI Cecilia	ARG	44	3 JAN 1985
35	LAM Pac Tung Nikita	HKG	17	8 AUG 2000
36	BRIDI Arianna	ITA	30	6 NOV 1995
37	SANTO Rafaela	ANG	11	12 DEC 2004

Official Timekeeping by OMEGA

Start List

REVISED
3 FEB 7:21

Bib Number	Name	NAT Code	Feeding Position Number	Date of Birth
38	GIRLOANTA Eden	ISR	2	22 OCT 2000
39	van ROUWENDAAL Sharon	NED	37	9 SEP 1993
40	SZIMCSAK Mira	HUN	33	7 FEB 2004
41	SCHWENGLE Britta	ARU	34	15 APR 2004
42	FINLIN Emma	CAN	4	27 APR 2005
43	GIORDANINO Candela	ARG	45	23 MAY 2004
44	CUNHA Ana Marcela	BRA	38	23 MAR 1992
45	DENIGAN Mariah	USA	5	30 MAY 2003
46	de JAGER Amica	RSA	47	8 JUL 1999
47	MARTINEZ GUILLEN Angela	ESP	60	18 MAR 2004
48	NIP Tsz Yin	HKG	18	11 APR 2000
49	VANEGAS Yanci	GUA	68	2 JAN 2003
50	SPIWOKS Jeannette	GER	65	18 NOV 1998
51	de VALDES Maria	ESP	61	19 OCT 1998
52	ERDOGAN Tuna	TUR	72	16 MAY 2007
53	GRIMES Katie	USA	6	8 JAN 2006
54	TADDEUCCI Ginevra	ITA	31	3 MAY 1997
55	PARK Jungju	KOR	51	16 MAR 1998
56	ABAD Ana	ECU	43	9 DEC 2003
57	FAIN Katja	SLO	70	31 AUG 2001
58	GOUGH Maddy	AUS	58	8 JUN 1999
59	JOHNSON Moesha	AUS	59	19 SEP 1997
60	MAO Yihan	CHN	8	17 JUL 2009
61	PAVLACKA Lenka	CZE	28	8 AUG 1994
62	ALANIS HERNANDEZ Paulina	MEX	15	16 AUG 2004
63	JUNGBLUT Viviane	BRA	39	29 JUN 1996
64	CHANDRA Ashmitha	IND	41	6 NOV 2005
65	QUILES Alondra Itzel	PUR	10	31 OCT 2004
66	MAKRI Georgia	GRE	19	12 JUL 2006
67	BECK Leonie	GER	66	27 MAY 1997
68	SANDOVAL Martha	MEX	16	14 AUG 1998
69	WANG Yi-Chen	TPE	26	7 SEP 1999
70	PEREZ Paola	VEN	73	5 APR 1991
71	APONTE TERAN Ruthseli Guadalupe	VEN	74	16 DEC 1998

Event 101

3 FEB 2024 - 10:30

Women's 10km

Start List

REVISED
3 FEB 7:21

Bib Number	Name	NAT Code	Feeding Position Number	Date of Birth
-----------------------	-------------	---------------------	------------------------------------	----------------------

Course Information:

Lap Length: 1.67km **Laps:** 6 **Intermediate Points:** 11

REVISED

Added both swimmers from VEN to the last positions

Official Timekeeping by OMEGA

Event 101

3 FEB 2024 - 10:30

Women's 10km

Results

REVISED
3 FEB 15:09

Rk	Bib	Name	NAT Code	Lap	Time (Rk)	Gap	Lap	Time (Rk)	Gap	Lap	Time (Rk)	Gap	Lap	Time (Rk)	Gap	Finish Time Gap
1	39	van ROUWENDAAL Sharon	NED	0.5	7:24.3 (7)	+5.3	1	18:51.7 (13)	+7.7	1.5	26:58.3 (4)	+10.0	2	38:10.7 (2)	+4.3	1:57:26.8
				2.5	46:17.8 (6)	+6.9	3	57:39.9 (2)	+0.9	3.5	1:05:52.0 (3)	+2.1	4	1:17:36.9 (2)	+1.2	
				4.5	1:25:56.7 (1)		5	-	-	5.5	1:45:55.8 (7)	+6.6	F	1:57:26.8 (1)		
2	51	de VALDES Maria	ESP	0.5	7:23.9 (6)	+4.9	1	18:47.7 (4)	+3.7	1.5	27:02.1 (11)	+13.8	2	38:12.6 (3)	+6.2	1:57:26.9 +0.1
				2.5	46:17.5 (=4)	+6.6	3	57:45.1 (4)	+6.1	3.5	1:05:51.7 (2)	+1.8	4	1:17:43.5 (8)	+7.8	
				4.5	1:25:58.0 (6)	+1.3	5	-	-	5.5	1:45:49.8 (2)	+0.6	F	1:57:26.9 (2)	+0.1	
3	5	ANDRE Angelica	POR	0.5	7:24.9 (8)	+5.9	1	18:52.3 (15)	+8.3	1.5	27:00.5 (=5)	+12.2	2	38:22.5 (=15)	+16.1	1:57:28.2 +1.4
				2.5	46:23.3 (11)	+12.4	3	57:48.5 (=10)	+9.5	3.5	1:06:09.8 (=22)	+19.9	4	1:17:47.6 (20)	+11.9	
				4.5	1:25:58.3 (7)	+1.6	5	-	-	5.5	1:45:54.8 (5)	+5.6	F	1:57:28.2 (3)	+1.4	
4	59	JOHNSON Moesha	AUS	0.5	7:28.8 (22)	+9.8	1	18:48.0 (5)	+4.0	1.5	27:07.9 (28)	+19.6	2	38:16.1 (=7)	+9.7	1:57:30.8 +4.0
				2.5	46:19.9 (10)	+9.0	3	57:47.1 (6)	+8.1	3.5	-	-	4	1:17:43.4 (7)	+7.7	
				4.5	1:26:02.0 (16)	+5.3	5	-	-	5.5	1:45:49.2 (1)		F	1:57:30.8 (=4)	+4.0	
4	44	CUNHA Ana Marcela	BRA	0.5	7:34.4 (44)	+15.4	1	18:56.7 (25)	+12.7	1.5	27:07.8 (27)	+19.5	2	38:19.7 (13)	+13.3	1:57:30.8 +4.0
				2.5	46:24.1 (=13)	+13.2	3	57:47.2 (7)	+8.2	3.5	1:05:59.8 (7)	+9.9	4	1:17:42.5 (6)	+6.8	
				4.5	1:25:59.0 (=10)	+2.3	5	-	-	5.5	1:45:56.8 (11)	+7.6	F	1:57:30.8 (=4)	+4.0	
6	45	DENIGAN Mariah	USA	0.5	7:26.8 (16)	+7.8	1	18:52.0 (14)	+8.0	1.5	27:02.0 (10)	+13.7	2	38:33.5 (25)	+27.1	1:57:31.1 +4.3
				2.5	46:32.4 (26)	+21.5	3	57:55.8 (27)	+16.8	3.5	1:06:07.0 (16)	+17.1	4	1:17:46.0 (16)	+10.3	
				4.5	1:26:02.7 (=17)	+6.0	5	-	-	5.5	1:45:56.0 (=8)	+6.8	F	1:57:31.1 (6)	+4.3	
7	23	JOUISSE Caroline Laure	FRA	0.5	7:28.9 (23)	+9.9	1	18:56.3 (24)	+12.3	1.5	27:08.6 (=32)	+20.3	2	38:32.4 (23)	+26.0	1:57:32.3 +5.5
				2.5	46:30.5 (21)	+19.6	3	57:50.0 (14)	+11.0	3.5	1:06:01.3 (10)	+11.4	4	1:17:45.3 (13)	+9.6	
				4.5	1:25:59.7 (14)	+3.0	5	-	-	5.5	1:45:54.1 (3)	+4.9	F	1:57:32.3 (7)	+5.5	
8	36	BRIDI Arianna	ITA	0.5	7:40.3 (56)	+21.3	1	19:03.8 (42)	+19.8	1.5	27:09.7 (38)	+21.4	2	38:37.5 (31)	+31.1	1:57:33.2 +6.4
				2.5	46:34.2 (30)	+23.3	3	57:52.8 (21)	+13.8	3.5	1:06:09.3 (=19)	+19.4	4	1:17:44.4 (11)	+8.7	
				4.5	1:25:59.0 (=10)	+2.3	5	-	-	5.5	1:46:00.9 (23)	+11.7	F	1:57:33.2 (8)	+6.4	

Official Timekeeping by OMEGA

Results

REVISED
3 FEB 15:09

Rk	Bib	Name	NAT Code	Lap	Time (Rk)	Gap	Lap	Time (Rk)	Gap	Lap	Time (Rk)	Gap	Lap	Time (Rk)	Gap	Finish Time	Gap
9	6	POU Lisa	MON	0.5	7:21.9 (3)	+2.9	1	18:54.1 (17)	+10.1	1.5	27:03.7 (14)	+15.4	2	38:17.1 (11)	+10.7	1:57:33.4	+6.6
				2.5	46:18.5 (9)	+7.6	3	57:45.3 (5)	+6.3	3.5	1:06:00.0 (8)	+10.1	4	1:17:35.7 (1)			
				4.5	1:25:58.6 (8)	+1.9	5	-	-	5.5	1:45:57.2 (14)	+8.0	F	1:57:33.4 (9)	+6.6		
10	21	CASSIGNOL Oceane	FRA	0.5	7:36.8 (51)	+17.8	1	19:00.2 (30)	+16.2	1.5	27:09.1 (36)	+20.8	2	38:36.3 (30)	+29.9	1:57:34.9	+8.1
				2.5	46:31.9 (25)	+21.0	3	57:54.5 (25)	+15.5	3.5	1:06:03.3 (14)	+13.4	4	1:17:37.8 (3)	+2.1		
				4.5	1:25:59.6 (=12)	+2.9	5	-	-	5.5	1:45:58.6 (18)	+9.4	F	1:57:34.9 (10)	+8.1		
11	3	EBINA Airi	JPN	0.5	7:19.0 (1)		1	18:44.0 (1)		1.5	27:00.5 (=5)	+12.2	2	38:14.8 (5)	+8.4	1:57:35.5	+8.7
				2.5	46:18.2 (8)	+7.3	3	57:47.3 (8)	+8.3	3.5	1:05:55.8 (5)	+5.9	4	1:17:43.9 (=9)	+8.2		
				4.5	1:25:57.1 (3)	+0.4	5	-	-	5.5	1:45:55.3 (6)	+6.1	F	1:57:35.5 (11)	+8.7		
12	29	FABIAN Bettina	HUN	0.5	7:19.4 (2)	+0.4	1	18:54.4 (19)	+10.4	1.5	27:07.1 (23)	+18.8	2	38:33.0 (24)	+26.6	1:57:36.5	+9.7
				2.5	46:31.8 (24)	+20.9	3	57:50.7 (16)	+11.7	3.5	1:06:12.4 (28)	+22.5	4	1:17:46.3 (17)	+10.6		
				4.5	1:26:09.0 (27)	+12.3	5	-	-	5.5	1:45:58.2 (16)	+9.0	F	1:57:36.5 (12)	+9.7		
13	47	MARTINEZ GUILLEN Angela	ESP	0.5	7:30.9 (32)	+11.9	1	19:03.2 (40)	+19.2	1.5	27:12.5 (45)	+24.2	2	38:37.9 (34)	+31.5	1:57:36.6	+9.8
				2.5	46:33.5 (=27)	+22.6	3	57:51.9 (19)	+12.9	3.5	1:06:11.8 (25)	+21.9	4	1:17:47.2 (19)	+11.5		
				4.5	1:26:11.6 (32)	+14.9	5	-	-	5.5	1:45:57.8 (15)	+8.6	F	1:57:36.6 (13)	+9.8		
14	63	JUNGBLUT Viviane	BRA	0.5	7:30.8 (31)	+11.8	1	18:54.3 (18)	+10.3	1.5	27:06.3 (=16)	+18.0	2	38:22.8 (17)	+16.4	1:57:39.3	+12.5
				2.5	46:17.9 (7)	+7.0	3	57:48.5 (=10)	+9.5	3.5	1:06:09.3 (=19)	+19.4	4	1:17:46.6 (18)	+10.9		
				4.5	1:26:04.3 (20)	+7.6	5	-	-	5.5	1:45:57.0 (13)	+7.8	F	1:57:39.3 (14)	+12.5		
15	53	GRIMES Katie	USA	0.5	7:25.2 (=11)	+6.2	1	18:46.2 (3)	+2.2	1.5	26:48.3 (1)		2	38:06.4 (1)		1:57:39.4	+12.6
				2.5	46:10.9 (1)		3	57:39.0 (1)		3.5	1:05:49.9 (1)		4	1:17:39.9 (4)	+4.2		
				4.5	1:25:57.6 (5)	+0.9	5	-	-	5.5	1:45:56.5 (10)	+7.3	F	1:57:39.4 (15)	+12.6		
16	50	SPIWOKS Jeannette	GER	0.5	7:27.4 (19)	+8.4	1	18:58.5 (27)	+14.5	1.5	27:09.0 (=34)	+20.7	2	38:31.2 (22)	+24.8	1:57:46.0	+19.2
				2.5	46:33.6 (29)	+22.7	3	57:54.4 (24)	+15.4	3.5	1:06:11.4 (24)	+21.5	4	1:17:52.0 (27)	+16.3		
				4.5	1:26:04.4 (21)	+7.7	5	-	-	5.5	1:46:00.4 (22)	+11.2	F	1:57:46.0 (16)	+19.2		

Official Timekeeping by OMEGA

Event 101

3 FEB 2024 - 10:30

Women's 10km

Results

REVISED
3 FEB 15:09

Rk	Bib	Name	NAT Code	Lap	Time (Rk)	Gap	Lap	Time (Rk)	Gap	Lap	Time (Rk)	Gap	Lap	Time (Rk)	Gap	Finish Time	Gap
17	19	CRISP Leah Phoebe	GBR	0.5	7:23.7 (5)	+4.7	1	18:53.5 (16)	+9.5	1.5	27:01.1 (8)	+12.8	2	38:16.4 (9)	+10.0	1:57:50.0	+23.2
				2.5	46:25.2 (16)	+14.3	3	57:50.4 (15)	+11.4	3.5	1:06:09.3 (=19)	+19.4	4	1:17:44.9 (12)	+9.2		
				4.5	1:25:59.6 (=12)	+2.9	5	-	-	5.5	1:45:56.9 (12)	+7.7	F	1:57:50.0 (17)	+23.2		
18	58	GOUGH Maddy	AUS	0.5	7:37.4 (=52)	+18.4	1	19:04.0 (43)	+20.0	1.5	27:12.0 (44)	+23.7	2	38:35.7 (28)	+29.3	1:57:51.7	+24.9
				2.5	46:26.4 (18)	+15.5	3	57:56.2 (28)	+17.2	3.5	1:06:14.4 (=31)	+24.5	4	1:17:48.2 (21)	+12.5		
				4.5	1:26:08.7 (26)	+12.0	5	-	-	5.5	1:45:59.0 (19)	+9.8	F	1:57:51.7 (18)	+24.9		
19	2	ROSA Mafalda	POR	0.5	7:23.1 (4)	+4.1	1	18:45.9 (2)	+1.9	1.5	27:01.4 (9)	+13.1	2	38:15.0 (6)	+8.6	1:57:52.9	+26.1
				2.5	46:17.3 (3)	+6.4	3	57:47.8 (9)	+8.8	3.5	1:06:00.4 (9)	+10.5	4	1:17:43.9 (=9)	+8.2		
				4.5	1:25:57.0 (2)	+0.3	5	-	-	5.5	1:45:56.0 (=8)	+6.8	F	1:57:52.9 (19)	+26.1		
20	67	BECK Leonie	GER	0.5	7:34.1 (43)	+15.1	1	19:00.8 (32)	+16.8	1.5	27:08.6 (=32)	+20.3	2	38:26.0 (18)	+19.6	1:58:11.8	+45.0
				2.5	46:31.1 (23)	+20.2	3	57:51.5 (18)	+12.5	3.5	1:06:04.8 (15)	+14.9	4	1:17:50.0 (25)	+14.3		
				4.5	1:25:58.7 (9)	+2.0	5	-	-	5.5	1:45:59.8 (21)	+10.6	F	1:58:11.8 (20)	+45.0		
21	9	KAJIMOTO Ichika	JPN	0.5	7:27.5 (20)	+8.5	1	18:50.6 (11)	+6.6	1.5	27:08.5 (31)	+20.2	2	38:22.5 (=15)	+16.1	1:58:17.4	+50.6
				2.5	46:27.3 (19)	+16.4	3	57:48.9 (13)	+9.9	3.5	1:05:56.8 (6)	+6.9	4	1:17:45.5 (14)	+9.8		
				4.5	1:26:10.2 (29)	+13.5	5	-	-	5.5	1:46:05.1 (25)	+15.9	F	1:58:17.4 (21)	+50.6		
22	54	TADDEUCCI Ginevra	ITA	0.5	7:29.0 (=24)	+10.0	1	18:49.0 (7)	+5.0	1.5	26:55.4 (2)	+7.1	2	38:13.1 (4)	+6.7	1:58:21.1	+54.3
				2.5	46:15.6 (2)	+4.7	3	57:44.0 (3)	+5.0	3.5	1:05:54.8 (4)	+4.9	4	1:17:40.1 (5)	+4.4		
				4.5	1:25:57.2 (4)	+0.5	5	-	-	5.5	1:45:59.2 (20)	+10.0	F	1:58:21.1 (22)	+54.3		
23	68	SANDOVAL Martha	MEX	0.5	7:33.0 (39)	+14.0	1	18:51.5 (12)	+7.5	1.5	26:56.4 (3)	+8.1	2	38:16.1 (=7)	+9.7	1:58:21.6	+54.8
				2.5	46:24.1 (=13)	+13.2	3	57:48.5 (=10)	+9.5	3.5	1:06:02.2 (11)	+12.3	4	1:17:49.5 (23)	+13.8		
				4.5	1:26:02.7 (=17)	+6.0	5	-	-	5.5	1:45:54.4 (4)	+5.2	F	1:58:21.6 (23)	+54.8		
24	42	FINLIN Emma	CAN	0.5	7:32.6 (37)	+13.6	1	18:57.9 (26)	+13.9	1.5	27:10.3 (41)	+22.0	2	38:36.1 (29)	+29.7	1:58:22.3	+55.5
				2.5	46:43.8 (35)	+32.9	3	57:57.3 (29)	+18.3	3.5	1:06:09.8 (=22)	+19.9	4	1:17:54.3 (=31)	+18.6		
				4.5	1:26:09.9 (28)	+13.2	5	1:37:52.6 (1)		5.5	1:46:10.8 (=28)	+21.6	F	1:58:22.3 (24)	+55.5		

Official Timekeeping by OMEGA

Event 101

3 FEB 2024 - 10:30

Women's 10km

Results

REVISED
3 FEB 15:09

Rk	Bib	Name	NAT Code	Lap	Time (Rk) Gap	Lap	Time (Rk) Gap	Lap	Time (Rk) Gap	Lap	Time (Rk) Gap	Finish Time Gap
25	7	BRAMONT-ARIAS Maria	PER	0.5	7:29.9 (=27) +10.9	1	18:49.3 (8) +5.3 11:19.4	1.5	27:06.2 (15) +17.9 8:16.9	2	38:34.8 (27) +28.4 11:28.6	1:58:35.2 +1:08.4
				2.5	46:23.8 (12) +12.9 7:49.0	3	57:53.5 (22) +14.5 11:29.7	3.5	1:06:02.5 (12) +12.6 8:09.0	4	1:17:51.8 (26) +16.1 11:49.3	
				4.5	1:26:06.0 (=22) +9.3 8:14.2	5	- - -	5.5	1:45:58.5 (17) +9.3 -	F	1:58:35.2 (25) ++ 12:36.7	
26	40	SZIMCSAK Mira	HUN	0.5	7:25.1 (=9) +6.1	1	19:02.2 (37) +18.2 11:37.1	1.5	27:09.0 (=34) +20.7 8:06.8	2	38:21.9 (14) +15.5 11:12.9	1:58:37.5 +1:10.7
				2.5	46:24.2 (15) +13.3 8:02.3	3	57:51.4 (17) +12.4 11:27.2	3.5	1:06:02.7 (13) +12.8 8:11.3	4	1:17:49.0 (22) +13.3 11:46.3	
				4.5	1:26:04.0 (19) +7.3 8:15.0	5	- - -	5.5	1:46:01.3 (24) +12.1 -	F	1:58:37.5 (26) ++ 12:36.2	
27	46	de JAGER Amica	RSA	0.5	7:26.1 (13) +7.1	1	18:48.9 (6) +4.9 11:22.8	1.5	27:02.6 (12) +14.3 8:13.7	2	38:16.8 (10) +10.4 11:14.2	1:58:38.6 +1:11.8
				2.5	46:17.5 (=4) +6.6 8:00.7	3	57:52.6 (20) +13.6 11:35.1	3.5	1:06:12.9 (30) +23.0 8:20.3	4	1:17:53.5 (29) +17.8 11:40.6	
				4.5	1:26:07.8 (25) +11.1 8:14.3	5	- - -	5.5	1:46:09.3 (26) +20.1 -	F	1:58:38.6 (27) ++ 12:29.3	
28	28	KEEGAN Amber	GBR	0.5	7:29.0 (=24) +10.0	1	19:05.3 (45) +21.3 11:36.3	1.5	27:06.7 (=19) +18.4 8:01.4	2	38:29.7 (21) +23.3 11:23.0	1:59:00.4 +1:33.6
				2.5	46:30.8 (22) +19.9 8:01.1	3	57:54.1 (23) +15.1 11:23.3	3.5	1:06:07.4 (17) +17.5 8:13.3	4	1:17:45.8 (15) +10.1 11:38.4	
				4.5	1:26:06.0 (=22) +9.3 8:20.2	5	- - -	5.5	1:46:10.1 (27) +20.9 -	F	1:59:00.4 (28) ++ 12:50.3	
29	12	LOTTER Callan	RSA	0.5	7:27.2 (18) +8.2	1	18:50.1 (9) +6.1 11:22.9	1.5	27:00.5 (=5) +12.2 8:10.4	2	38:19.0 (12) +12.6 11:18.5	2:00:07.9 +2:41.1
				2.5 Y	46:25.4 (17) +14.5 8:06.4	3	57:55.2 (26) +16.2 11:29.8	3.5	1:06:12.7 (29) +22.8 8:17.5	4	1:17:49.8 (24) +14.1 11:37.1	
				4.5	1:26:01.8 (15) +5.1 8:12.0	5	- - -	5.5	1:46:10.8 (=28) +21.6 -	F	2:00:07.9 (29) ++ 13:57.1	
30	70	PEREZ Paola	VEN	0.5	7:38.4 (55) +19.4	1	18:59.2 (29) +15.2 11:20.8	1.5	27:07.7 (26) +19.4 8:08.5	2	38:37.6 (=32) +31.2 11:29.9	2:00:22.5 +2:55.7
				2.5	46:42.3 (34) +31.4 8:04.7	3	57:58.4 (31) +19.4 11:16.1	3.5	1:06:12.0 (26) +22.1 8:13.6	4	1:17:54.3 (=31) +18.6 11:42.3	
				4.5	1:26:10.7 (31) +14.0 8:16.4	5	1:38:08.7 (2) +16.1 11:58.0	5.5	1:47:05.0 (30) ++ 8:56.3	F	2:00:22.5 (30) ++ 13:17.5	
31	11	AREVALO Samantha	ECU	0.5	7:37.4 (=52) +18.4	1	19:09.3 (46) +25.3 11:31.9	1.5	27:07.5 (25) +19.2 7:58.2	2	38:40.8 (36) +34.4 11:33.3	2:00:55.8 +3:29.0
				2.5	46:47.2 (37) +36.3 8:06.4	3	58:10.0 (33) +31.0 11:22.8	3.5	1:06:14.4 (=31) +24.5 8:04.4	4	1:17:53.0 (28) +17.3 11:38.6	
				4.5	1:26:07.1 (24) +10.4 8:14.1	5	- - -	5.5	1:47:15.2 (31) ++ -	F	2:00:55.8 (31) ++ 13:40.6	
32	13	FABIAN Eva	ISR	0.5	7:29.7 (26) +10.7	1	18:55.6 (22) +11.6 11:25.9	1.5	27:09.8 (39) +21.5 8:14.2	2	38:34.4 (26) +28.0 11:24.6	2:02:19.8 +4:53.0
				2.5	46:41.1 (33) +30.2 8:06.7	3	57:57.6 (30) +18.6 11:16.5	3.5	1:06:12.2 (27) +22.3 8:14.6	4	1:17:54.1 (30) +18.4 11:41.9	
				4.5	1:26:10.5 (30) +13.8 8:16.4	5	- - -	5.5	1:47:55.2 (32) ++ -	F	2:02:19.8 (32) ++ 14:24.6	

Official Timekeeping by OMEGA

Results

REVISED
3 FEB 15:09

Rk	Bib	Name	NAT Code	Lap	Time (Rk)	Gap	Lap	Time (Rk)	Gap	Lap	Time (Rk)	Gap	Lap	Time (Rk)	Gap	Finish Time	Gap
33	43	GIORDANINO Candela	ARG	0.5	7:31.9 (36)	+12.9	1	19:01.8 (35)	+17.8	1.5	27:07.0 (22)	+18.7	2	38:41.3 (37)	+34.9	2:03:09.1 +5:42.3	
				2.5	-	-	3	58:10.4 (34)	+31.4	3.5	1:06:09.2 (18)	+19.3	4	1:17:56.8 (33)	+21.1		
				4.5	1:26:25.6 (33)	+28.9	5	-	-	5.5	1:48:53.5 (33)	++	F	2:03:09.1 (33)	++		
34	38	GIRLOANTA Eden	ISR	0.5	7:32.9 (38)	+13.9	1	19:04.5 (44)	+20.5	1.5	27:07.3 (24)	+19.0	2	38:37.6 (=32)	+31.2	2:03:56.7 +6:29.9	
				2.5	46:36.7 (31)	+25.8	3	58:30.4 (38)	+51.4	3.5	1:07:23.8 (38)	++	4	1:19:53.9 (40)	++		
				4.5	1:29:00.8 (39)	++	5	-	-	5.5	1:51:02.9 (38)	++	F	2:03:56.7 (34)	++		
35	20	BENESOVA Alena	CZE	0.5	7:36.6 (50)	+17.6	1	19:02.8 (39)	+18.8	1.5	27:10.6 (42)	+22.3	2	38:40.5 (35)	+34.1	2:03:58.9 +6:32.1	
				2.5	46:46.8 (36)	+35.9	3	58:14.5 (37)	+35.5	3.5	1:06:29.9 (34)	+40.0	4	1:18:52.3 (34)	++		
				4.5	1:28:10.0 (35)	++	5	-	-	5.5	1:50:36.9 (34)	++	F	2:03:58.9 (35)	++		
36	66	MAKRI Georgia	GRE	0.5	7:30.3 (30)	+11.3	1	18:55.2 (21)	+11.2	1.5	27:03.6 (13)	+15.3	2	38:29.6 (20)	+23.2	2:04:05.9 +6:39.1	
				2.5	46:33.5 (=27)	+22.6	3	58:13.0 (35)	+34.0	3.5	1:06:51.6 (36)	++	4	1:19:39.6 (38)	++		
				4.5	1:28:30.4 (37)	++	5	-	-	5.5	1:50:43.0 (35)	++	F	2:04:05.9 (36)	++		
37	30	XIN Xin	CHN	0.5	-	-	1	19:15.5 (47)	+31.5	1.5	27:14.5 (46)	+26.2	2	38:53.0 (46)	+46.6	2:04:21.1 +6:54.3	
				2.5	47:04.0 (39)	+53.1	3	58:45.6 (39)	++	3.5	1:07:23.2 (37)	++	4	1:19:36.5 (37)	++		
				4.5	1:28:31.4 (38)	++	5	-	-	5.5	1:50:47.7 (37)	++	F	2:04:21.1 (37)	++		
38	26	LIEW Li-Shan Chantal	SGP	0.5	7:26.5 (=14)	+7.5	1	18:50.4 (10)	+6.4	1.5	27:06.6 (18)	+18.3	2	38:43.8 (38)	+37.4	2:04:22.8 +6:56.0	
				2.5	46:39.4 (32)	+28.5	3	58:13.4 (36)	+34.4	3.5	1:06:33.1 (35)	+43.2	4	1:19:00.0 (36)	++		
				4.5	1:28:08.1 (34)	++	5	-	-	5.5	1:50:45.4 (36)	++	F	2:04:22.8 (38)	++		
39	48	NIP Tsz Yin	HKG	0.5	7:25.1 (=9)	+6.1	1	18:55.7 (23)	+11.7	1.5	27:11.0 (43)	+22.7	2	38:45.6 (39)	+39.2	2:05:10.6 +7:43.8	
				2.5	46:56.7 (38)	+45.8	3	58:49.4 (40)	++	3.5	1:07:27.7 (39)	++	4	1:19:53.6 (39)	++		
				4.5	1:29:04.9 (40)	++	5	-	-	5.5	1:51:26.3 (39)	++	F	2:05:10.6 (39)	++		
40	60	MAO Yihan	CHN	0.5	7:27.8 (21)	+8.8	1	19:00.3 (31)	+16.3	1.5	27:10.1 (40)	+21.8	2	38:57.7 (47)	+51.3	2:06:07.6 +8:40.8	
				2.5	47:21.9 (44)	++	3	59:36.1 (41)	++	3.5	1:08:23.9 (40)	++	4	1:21:28.5 (44)	++		
				4.5	1:30:51.4 (45)	++	5	-	-	5.5	1:53:11.0 (45)	++	F	2:06:07.6 (40)	++		

Official Timekeeping by OMEGA

Results

REVISED
3 FEB 15:09

Rk	Bib	Name	NAT Code	Lap	Time (Rk) Gap	Lap	Time (Rk) Gap	Lap	Time (Rk) Gap	Lap	Time (Rk) Gap	Finish Time Gap
41	61	PAVLACKA Lenka	CZE	0.5	7:29.9 (=27) +10.9	1	18:59.1 (28) +15.1 11:29.2	1.5	27:09.4 (37) +21.1 8:10.3	2	38:48.6 (43) +42.2 11:39.2	2:06:12.6 +8:45.8
				2.5	47:16.7 (=42) ++ 8:28.1	3	59:37.9 (42) ++ 12:21.2	3.5	1:08:30.4 (43) ++ 8:52.5	4	1:21:23.5 (41) ++ 12:53.1	
				4.5	1:30:48.3 (42) ++ 9:24.8	5	- - -	5.5	1:53:08.5 (44) ++ -	F	2:06:12.6 (41) ++ 13:04.1	
42	18	LEE Hae Rim	KOR	0.5	7:26.5 (=14) +7.5	1	19:02.6 (38) +18.6 11:36.1	1.5	27:24.6 (47) +36.3 8:22.0	2	38:52.6 (45) +46.2 11:28.0	2:06:14.6 +8:47.8
				2.5	47:22.8 (45) ++ 8:30.2	3	59:40.5 (44) ++ 12:17.7	3.5	1:08:30.8 (45) ++ 8:50.3	4	1:21:25.6 (42) ++ 12:54.8	
				4.5	1:30:46.2 (41) ++ 9:20.6	5	- - -	5.5	1:53:07.8 (43) ++ -	F	2:06:14.6 (42) ++ 13:06.8	
43	62	ALANIS HERNANDEZ Paulina	MEX	0.5	7:33.4 (41) +14.4	1	19:01.0 (33) +17.0 11:27.6	1.5	27:08.2 (29) +19.9 8:07.2	2	38:45.9 (40) +39.5 11:37.7	2:06:16.6 +8:49.8
				2.5	47:15.1 (41) ++ 8:29.2	3	59:42.3 (46) ++ 12:27.2	3.5	1:08:29.9 (42) ++ 8:47.6	4	1:21:25.8 (43) ++ 12:55.9	
				4.5	1:30:51.0 (44) ++ 9:25.2	5	- - -	5.5	1:53:04.1 (41) ++ -	F	2:06:16.6 (43) ++ 13:12.5	
44	24	BOSNJAK Klara	CRO	0.5	7:25.2 (=11) +6.2	1	18:54.6 (20) +10.6 11:29.4	1.5	27:06.7 (=19) +18.4 8:12.1	2	38:46.8 (41) +40.4 11:40.1	2:06:25.3 +8:58.5
				2.5	47:15.0 (40) ++ 8:28.2	3	59:41.4 (45) ++ 12:26.4	3.5	1:08:30.7 (44) ++ 8:49.3	4	1:21:29.0 (46) ++ 12:58.3	
				4.5	1:30:49.2 (43) ++ 9:20.2	5	- - -	5.5	1:53:07.5 (42) ++ -	F	2:06:25.3 (44) ++ 13:17.8	
45	52	ERDOGAN Tuna	TUR	0.5	7:29.9 (=27) +10.9	1	19:01.6 (34) +17.6 11:31.7	1.5	27:06.3 (=16) +18.0 8:04.7	2	38:27.1 (19) +20.7 11:20.8	2:06:42.6 +9:15.8
				2.5	46:29.8 (20) +18.9 8:02.7	3	57:59.0 (32) +20.0 11:29.2	3.5	1:06:16.5 (33) +26.6 8:17.5	4	1:18:52.6 (35) ++ 12:36.1	
				4.5	1:28:15.4 (36) ++ 9:22.8	5	- - -	5.5	1:51:54.6 (40) ++ -	F	2:06:42.6 (45) ++ 14:48.0	
46	56	ABAD Ana	ECU	0.5	7:33.8 (42) +14.8	1	19:20.6 (49) +36.6 11:46.8	1.5	27:59.6 (52) ++ 8:39.0	2	40:10.3 (48) ++ 12:10.7	2:07:26.7 +9:59.9
				2.5	49:16.3 (51) ++ 9:06.0	3	1:01:33.4 (50) ++ 12:17.1	3.5	1:10:32.8 (50) ++ 8:59.4	4	1:23:07.1 (48) ++ 12:34.3	
				4.5	1:32:27.8 (49) ++ 9:20.7	5	- - -	5.5	1:54:43.2 (50) ++ -	F	2:07:26.7 (46) ++ 12:43.5	
47	22	TENG Yu-Wen	TPE	0.5	7:34.8 (45) +15.8	1	19:33.6 (51) +49.6 11:58.8	1.5	27:58.5 (50) ++ 8:24.9	2	40:12.4 (50) ++ 12:13.9	2:07:28.6 +10:01.8
				2.5	49:05.7 (47) ++ 8:53.3	3	1:01:35.4 (51) ++ 12:29.7	3.5	1:10:30.8 (49) ++ 8:55.4	4	1:23:07.2 (49) ++ 12:36.4	
				4.5	1:32:24.7 (47) ++ 9:17.5	5	- - -	5.5	1:54:40.5 (47) ++ -	F	2:07:28.6 (47) ++ 12:48.1	
48	8	PERSE Spela	SLO	0.5	7:36.0 (49) +17.0	1	19:25.7 (50) +41.7 11:49.7	1.5	27:57.3 (49) ++ 8:31.6	2	40:11.0 (49) ++ 12:13.7	2:07:38.7 +10:11.9
				2.5	49:10.5 (49) ++ 8:59.5	3	1:01:31.3 (49) ++ 12:20.8	3.5	1:10:30.4 (48) ++ 8:59.1	4	1:23:09.6 (50) ++ 12:39.2	
				4.5	1:32:30.0 (50) ++ 9:20.4	5	- - -	5.5	1:54:41.4 (48) ++ -	F	2:07:38.7 (48) ++ 12:57.3	

Official Timekeeping by OMEGA

Event 101

3 FEB 2024 - 10:30

Women's 10km

Results

REVISED
3 FEB 15:09

Rk	Bib	Name	NAT Code	Lap	Time (Rk)	Gap	Lap	Time (Rk)	Gap	Lap	Time (Rk)	Gap	Lap	Time (Rk)	Gap	Finish Time Gap
49	17	KWANMUANG Kamonchanok	THA	0.5	7:26.9 (17)	+7.9	1	19:18.2 (48)	+34.2	1.5	27:59.4 (51)	++	2	40:15.0 (51)	++	2:07:42.1 +10:15.3
				2.5	49:07.1 (48)	++	3	1:01:24.1 (48)	++	3.5	1:10:22.0 (47)	++	4	1:23:03.1 (47)	++	
				4.5	1:32:26.3 (48)	++	5	-	-	5.5	1:54:41.8 (49)	++	F	2:07:42.1 (49)	++	
50	35	LAM Pac Tung Nikita	HKG	0.5	7:34.9 (=46)	+15.9	1	19:03.4 (41)	+19.4	1.5	27:08.4 (30)	+20.1	2	38:49.9 (44)	+43.5	2:08:05.8 +10:39.0
				2.5	47:22.9 (46)	++	3	59:39.4 (43)	++	3.5	1:08:26.9 (41)	++	4	1:21:28.7 (45)	++	
				4.5	1:30:53.0 (46)	++	5	-	-	5.5	1:53:32.3 (46)	++	F	2:08:05.8 (50)	++	
51	10	ORAVSKY Laila	CAN	0.5	7:37.6 (54)	+18.6	1	19:33.7 (52)	+49.7	1.5	27:55.8 (48)	++	2	40:20.1 (52)	++	2:09:16.4 +11:49.6
				2.5	49:11.1 (50)	++	3	1:01:46.0 (52)	++	3.5	1:10:51.7 (51)	++	4	1:23:39.6 (51)	++	
				4.5	1:32:53.7 (51)	++	5	-	-	5.5	1:55:41.3 (51)	++	F	2:09:16.4 (51)	++	
52	57	FAIN Katja	SLO	0.5	7:31.1 (33)	+12.1	1	19:39.0 (53)	+55.0	1.5	28:08.8 (53)	++	2	40:34.7 (53)	++	2:11:00.3 +13:33.5
				2.5	49:32.1 (52)	++	3	1:02:16.0 (53)	++	3.5	1:11:33.3 (52)	++	4	1:24:59.7 (52)	++	
				4.5	1:34:22.0 (52)	++	5	-	-	5.5	1:56:54.3 (52)	++	F	2:11:00.3 (52)	++	
53	55	PARK Jungju	KOR	0.5	7:35.4 (48)	+16.4	1	19:41.2 (54)	+57.2	1.5	28:16.5 (54)	++	2	40:37.5 (54)	++	2:12:15.2 +14:48.4
				2.5	49:49.5 (53)	++	3	1:02:44.6 (54)	++	3.5	1:12:13.4 (53)	++	4	1:25:37.1 (53)	++	
				4.5	1:35:10.6 (53)	++	5	-	-	5.5	1:58:23.4 (53)	++	F	2:12:15.2 (53)	++	
54	41	SCHWENGLE Britta	ARU	0.5	7:31.6 (34)	+12.6	1	19:46.3 (57)	++	1.5	28:33.6 (57)	++	2	41:47.0 (57)	++	2:13:36.9 +16:10.1
				2.5	51:13.3 (56)	++	3	1:04:28.3 (56)	++	3.5	1:14:03.5 (55)	++	4	1:27:27.0 (55)	++	
				4.5	1:36:58.1 (55)	++	5	-	-	5.5	1:59:54.4 (54)	++	F	2:13:36.9 (54)	++	
55	69	WANG Yi-Chen	TPE	0.5	7:51.9 (63)	+32.9	1	20:20.9 (61)	++	1.5	29:24.3 (60)	++	2	42:28.5 (60)	++	2:15:32.6 +18:05.8
				2.5	51:48.8 (59)	++	3	1:04:50.2 (59)	++	3.5	1:14:08.6 (56)	++	4	1:27:39.0 (57)	++	
				4.5	1:37:16.4 (56)	++	5	-	-	5.5	2:01:27.9 (57)	++	F	2:15:32.6 (55)	++	
56	49	VANEGAS Yanci	GUA	0.5	7:46.4 (58)	+27.4	1	19:52.9 (59)	++	1.5	28:37.6 (58)	++	2	41:49.4 (58)	++	2:15:33.2 +18:06.4
				2.5	51:23.3 (57)	++	3	1:04:47.5 (58)	++	3.5	1:14:09.9 (57)	++	4	1:27:34.6 (56)	++	
				4.5	1:37:20.6 (57)	++	5	-	-	5.5	2:01:26.6 (56)	++	F	2:15:33.2 (56)	++	

Official Timekeeping by OMEGA

Results

REVISED
3 FEB 15:09

Rk	Bib	Name	NAT Code	Lap	Time (Rk)	Gap	Lap	Time (Rk)	Gap	Lap	Time (Rk)	Gap	Lap	Time (Rk)	Gap	Finish Time	Gap
57	31	FEDOTOVA Mariya	KAZ	0.5	7:33.1 (40)	+14.1	1	19:41.9 (55)	+57.9	1.5	28:20.1 (55)	++	2	40:38.9 (55)	++	2:16:01.9	+18:35.1
				2.5	49:53.8 (54)	++	3	1:02:48.2 (55)	++	3.5	1:12:37.0 (54)	++	4	1:26:20.4 (54)	++		
				4.5	1:36:35.1 (54)	++	5	-	-	5.5	2:01:24.2 (55)	++	F	2:16:01.9 (57)	++		
58	16	TASZHANOVA Diana	KAZ	0.5	7:49.1 (59)	+30.1	1	20:20.4 (60)	++	1.5	29:33.9 (61)	++	2	42:41.0 (61)	++	2:17:32.7	+20:05.9
				2.5	52:20.7 (60)	++	3	1:06:09.9 (62)	++	3.5	1:16:19.9 (60)	++	4	1:30:02.9 (60)	++		
				4.5	1:39:59.8 (60)	++	5	-	-	5.5	2:03:49.1 (60)	++	F	2:17:32.7 (58)	++		
59	15	CHOOPONG Pimpun	THA	0.5	7:40.6 (57)	+21.6	1	19:50.1 (58)	++	1.5	28:46.0 (59)	++	2	41:50.3 (59)	++	2:17:34.9	+20:08.1
				2.5	51:27.1 (58)	++	3	1:05:02.9 (60)	++	3.5	1:15:17.8 (59)	++	4	1:29:53.1 (59)	++		
				4.5	1:39:56.7 (58)	++	5	-	-	5.5	2:03:45.7 (59)	++	F	2:17:34.9 (59)	++		
60	4	PORRES Maria	GUA	0.5	-	-	1	20:24.7 (63)	++	1.5	29:38.4 (63)	++	2	42:43.6 (63)	++	2:17:36.9	+20:10.1
				2.5	52:28.4 (62)	++	3	1:06:11.3 (63)	++	3.5	1:16:25.6 (62)	++	4	1:30:08.2 (62)	++		
				4.5	1:40:00.1 (61)	++	5	-	-	5.5	2:03:50.2 (61)	++	F	2:17:36.9 (60)	++		
61	65	QUILES Alondra Itzel	PUR	0.5	7:53.6 (64)	+34.6	1	20:57.7 (66)	++	1.5	30:16.5 (65)	++	2	43:38.2 (66)	++	2:17:38.8	+20:12.0
				2.5	53:24.8 (64)	++	3	1:07:04.1 (65)	++	3.5	1:17:00.5 (64)	++	4	1:30:38.1 (64)	++		
				4.5	1:40:15.2 (63)	++	5	-	-	5.5	2:03:43.6 (58)	++	F	2:17:38.8 (61)	++		
62	71	APONTE TERAN Ruthseli Guadalupe	VEN	0.5	7:49.8 (60)	+30.8	1	20:25.1 (64)	++	1.5	29:40.5 (64)	++	2	42:45.4 (64)	++	2:17:43.6	+20:16.8
				2.5	52:29.2 (63)	++	3	1:06:12.7 (64)	++	3.5	1:16:28.0 (63)	++	4	1:30:06.9 (61)	++		
				4.5	1:40:07.2 (62)	++	5	-	-	5.5	2:03:51.8 (62)	++	F	2:17:43.6 (62)	++		
63	1	PORTILLO Fatima	ESA	0.5	7:55.4 (66)	+36.4	1	20:23.4 (62)	++	1.5	29:37.2 (62)	++	2	42:43.1 (62)	++	2:21:11.7	+23:44.9
				2.5	52:25.2 (61)	++	3	1:06:09.7 (61)	++	3.5	1:16:25.2 (61)	++	4	1:30:12.3 (63)	++		
				4.5	1:40:18.0 (64)	++	5	-	-	5.5	2:05:51.5 (63)	++	F	2:21:11.7 (63)	++		
64	64	CHANDRA Ashmitha	IND	0.5	7:54.6 (65)	+35.6	1	20:54.5 (65)	++	1.5	30:19.8 (66)	++	2	43:36.7 (65)	++	2:21:11.8	+23:45.0
				2.5	53:28.3 (65)	++	3	1:07:07.4 (66)	++	3.5	1:17:07.9 (65)	++	4	1:30:55.9 (65)	++		
				4.5	1:41:12.8 (65)	++	5	-	-	5.5	2:06:13.0 (64)	++	F	2:21:11.8 (64)	++		

Official Timekeeping by OMEGA

Event 101

3 FEB 2024 - 10:30

Women's 10km

Results

REVISED
3 FEB 15:09

Rk	Bib	Name	NAT Code	Lap	Time (Rk)	Gap	Lap	Time (Rk)	Gap	Lap	Time (Rk)	Gap	Lap	Time (Rk)	Gap	Finish Time	Time Gap
65	25	HERNADEZ Isabella	DOM	0.5	7:57.5 (67)	+38.5	1	21:03.4 (68)	++	1.5	30:23.3 (68)	++	2	43:48.6 (=67)	++	2:21:38.7	+24:11.9
				2.5	53:55.1 (67)	++	3	1:08:04.3 (68)	++	3.5	1:18:37.1 (67)	++	4	- - -			
				4.5	1:43:07.9 (67)	++	5	- - -	-	5.5	2:07:47.1 (66)	++	F	2:21:38.7 (65)	++		
66	14	GUADAMURO Mariela	PUR	0.5	7:51.5 (62)	+32.5	1	21:02.9 (67)	++	1.5	30:22.4 (67)	++	2	43:48.6 (=67)	++	2:22:31.3	+25:04.5
				2.5	53:50.0 (66)	++	3	1:08:02.1 (67)	++	3.5	1:18:35.2 (66)	++	4	- - -			
				4.5	1:43:04.7 (66)	++	5	- - -	-	5.5	2:07:41.6 (65)	++	F	2:22:31.3 (66)	++		
67	27	NG Ashley Yi Ting	SGP	0.5	7:51.3 (61)	+32.3	1	21:28.2 (69)	++	1.5	31:15.3 (69)	++	2	45:37.8 (69)	++	2:26:08.4	+28:41.6
				2.5	56:12.4 (68)	++	3	1:10:36.2 (69)	++	3.5	1:21:09.4 (68)	++	4	- - -			
				4.5	1:46:36.5 (68)	++	5	- - -	-	5.5	2:11:39.1 (67)	++	F	2:26:08.4 (67)	++		
33		PORUR KALAN RAJAGOPAL RAVI Mahalak.	IND	0.5	10:16.2 (69)	++	1	25:15.7 (71)	++	1.5	35:59.1 (70)	++	2	51:22.9 (70)	++	OTL	
				2.5	1:02:48.1 (69)	++	3	1:18:44.1 (70)	++	3.5	1:30:29.5 (69)	++	4	- - -			
				4.5	1:59:56.3 (69)	++	5	- - -	-	5.5	- - -	-	F	- - -	-		
32		BOZ Sezen Akanda	TUR	0.5	7:34.9 (=46)	+15.9	1	19:43.9 (56)	+59.9	1.5	28:29.2 (56)	++	2	41:20.1 (56)	++	DNF	
				2.5	51:00.6 (55)	++	3	1:04:34.4 (57)	++	3.5	1:14:10.3 (58)	++	4	1:27:39.7 (58)	++		
				4.5	1:39:57.6 (59)	++	5	- - -	-	5.5	- - -	-	F	- - -	-		
34		BIAGIOLI Cecilia	ARG	0.5	7:31.8 (35)	+12.8	1	19:02.1 (36)	+18.1	1.5	27:06.9 (21)	+18.6	2	38:48.0 (42)	+41.6	DNF	
				2.5	47:16.7 (=42)	++	3	59:46.3 (47)	++	3.5	1:09:03.8 (46)	++	4	- - -			
				4.5	8:28.7	-	5	- - -	-	5.5	- - -	-	F	- - -	-		
37		SANTO Rafaela	ANG	0.5	8:09.2 (68)	+50.2	1	22:22.8 (70)	++	1.5	- - -	-	2	- - -	-	DNF	
				2.5	- - -	-	3	- - -	-	3.5	- - -	-	4	- - -	-		
				4.5	- - -	-	5	- - -	-	5.5	- - -	-	F	- - -	-		

Course Information:

Lap Length: 1.67km Laps: 6 Intermediate Points: 11

Legend:

- Information not available + Gap or time behind ++ One minute or more behind in split time
 DNF Did Not Finish F Finish OTL Outside Time Limit
 Rk Rank Y Yellow flag

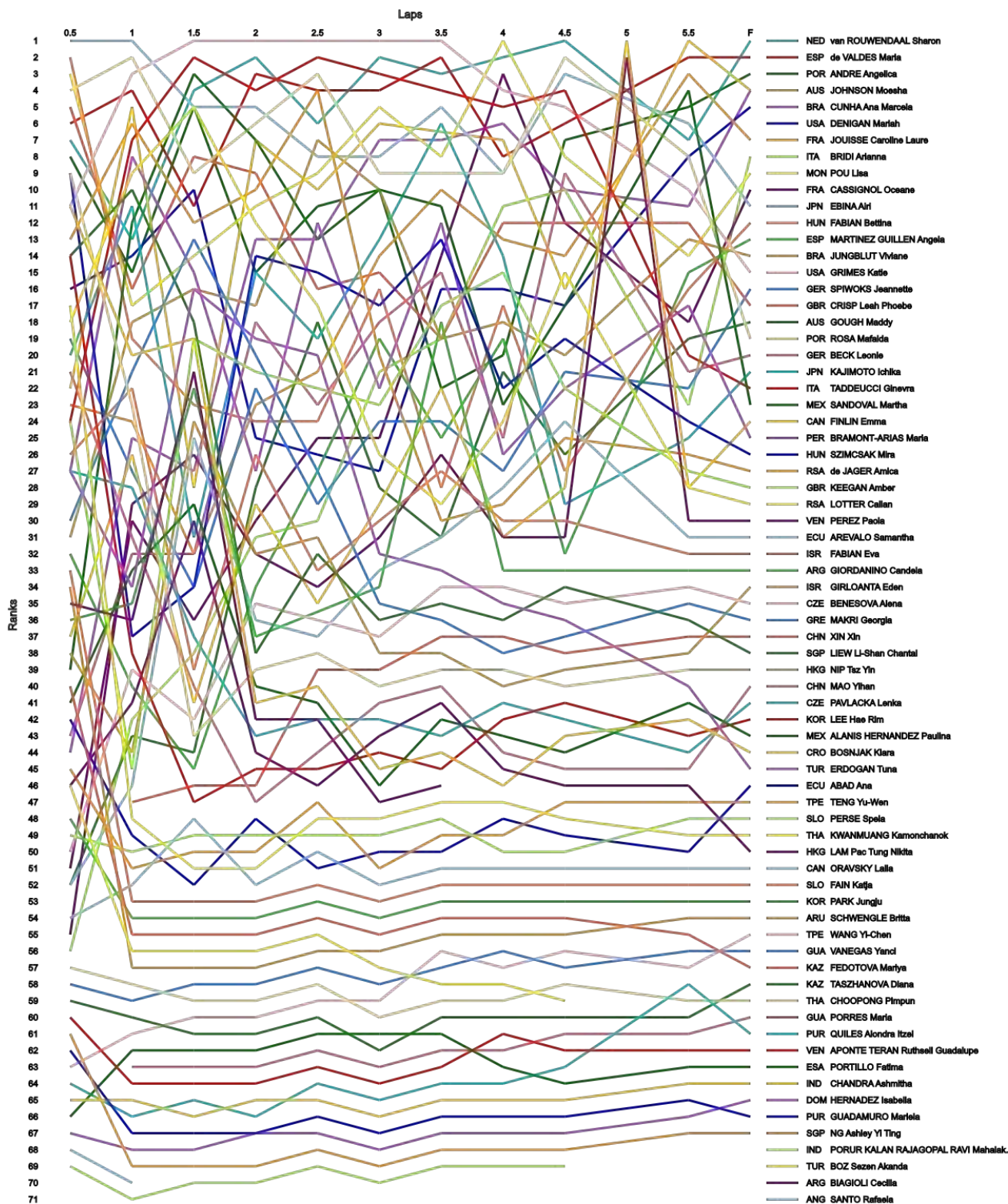
Official Timekeeping by OMEGA

Event 101
3 FEB 2024 - 10:30

Women's 10km

Ranking Progression

REVISED
3 FEB 15:03



Official Timekeeping by OMEGA

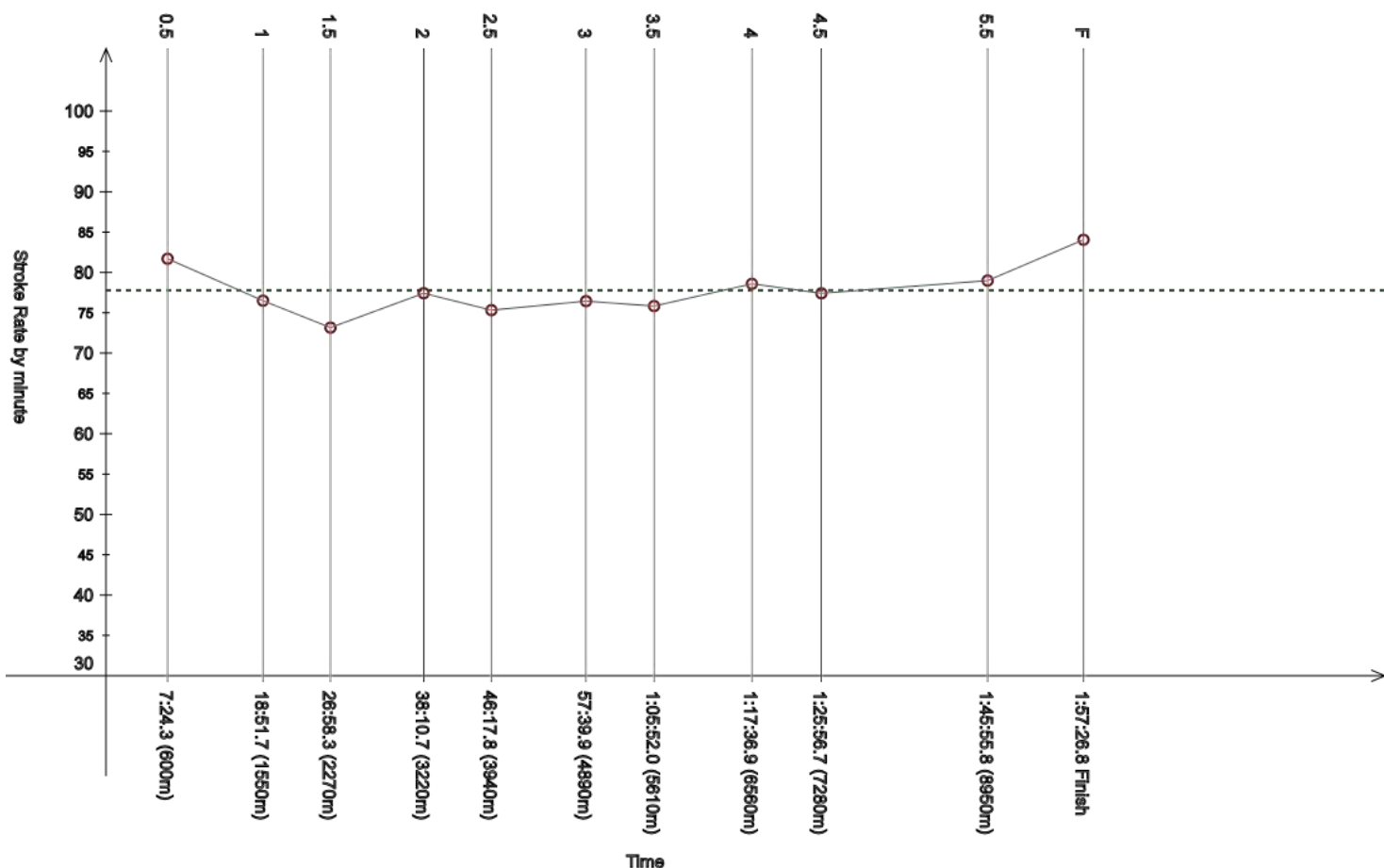
Event 101
3 FEB 2024 - 10:30

Women's 10km

Race Analysis

REVISED
3 FEB 15:10

Rank	Bib	Name	NAT Code					Finish Time	Gap							
1	39	van ROUWENDAAL Sharon	NED					1:57:26.8								
Lap	Time	Rank	Gap	SPM	Lap	Time	Rank	Gap	SPM	Lap	Time	Rank	Gap	SPM	SPM	STC
0.5	7:24.3	(7)	+5.3	81.7	1	18:51.7	(13)	+7.7	76.5	1.5	26:58.3	(4)	+10.0	73.2		
						11:27.4					8:06.6					
2	38:10.7	(2)	+4.3	77.4	2.5	46:17.8	(6)	+6.9	75.3	3	57:39.9	(2)	+0.9	76.4		
	11:12.4					8:07.1					11:22.1					
3.5	1:05:52.0	(3)	+2.1	75.8	4	1:17:36.9	(2)	+1.2	78.6	4.5	1:25:56.7	(1)		77.4		
	8:12.1					11:44.9					8:19.8				77.8	9129
5	-	-	-	-	5.5	1:45:55.8	(7)	+6.6	79.0	F	1:57:26.8	(1)		84.1		
	-					-					11:31.0					



Legend:	- Information not available	---- Stroke Rate Average	+ Gap or time behind	F Finish
SPM	Average strokes per minute	STC	Total strokes	

Official Timekeeping by OMEGA

Event 101
3 FEB 2024 - 10:30

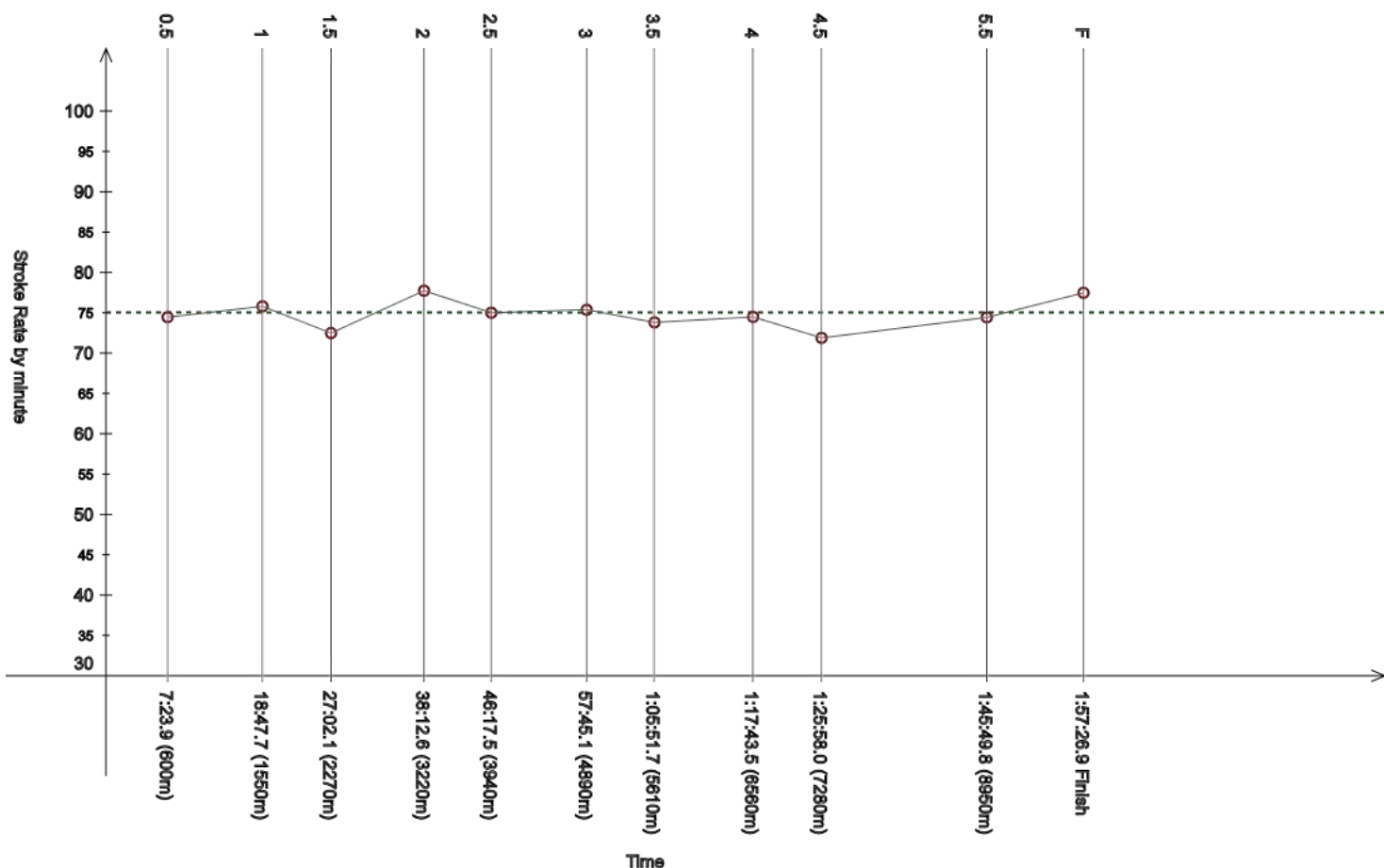
Women's 10km

Race Analysis

REVISED
3 FEB 15:10

Rank	Bib	Name	NAT Code	Finish Time	Gap
2	51	de VALDES Maria	ESP	1:57:26.9	+0.1

Lap	Time	Rank	Gap	SPM	Lap	Time	Rank	Gap	SPM	Lap	Time	Rank	Gap	SPM	SPM	STC
0.5	7:23.9	(6)	+4.9	74.5	1	18:47.7	(4)	+3.7	75.8	1.5	27:02.1	(11)	+13.8	72.5		
						11:23.8					8:14.4					
2	38:12.6	(3)	+6.2	77.7	2.5	46:17.5	(=4)	+6.6	75.0	3	57:45.1	(4)	+6.1	75.4		
	11:10.5					8:04.9					11:27.6				75.0	8829
3.5	1:05:51.7	(2)	+1.8	73.8	4	1:17:43.5	(8)	+7.8	74.5	4.5	1:25:58.0	(6)	+1.3	71.9		
	8:06.6					11:51.8					8:14.5					
5	-	-	-	-	5.5	1:45:49.8	(2)	+0.6	74.4	F	1:57:26.9	(2)	+0.1	77.5		
	-					-					11:37.1					



Legend:	- Information not available	---- Stroke Rate Average	+ Gap or time behind	F Finish
SPM	Average strokes per minute	STC	Total strokes	

Official Timekeeping by OMEGA

Event 101

3 FEB 2024 - 10:30

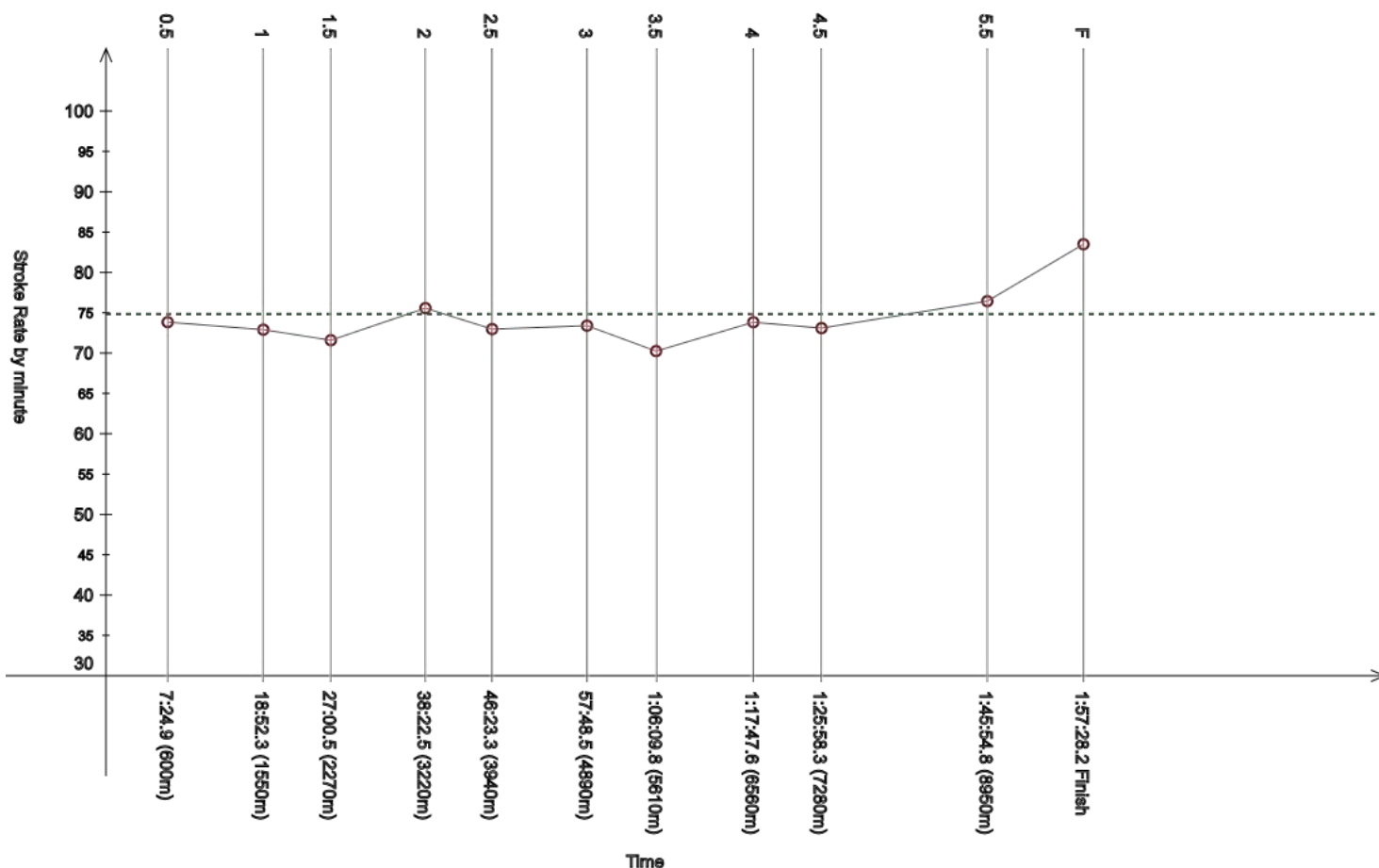
Women's 10km

Race Analysis

REVISED
3 FEB 15:10

Rank	Bib	Name	NAT Code	Finish Time	Gap
3	5	ANDRE Angelica	POR	1:57:28.2	+1.4

Lap	Time	Rank	Gap	SPM	Lap	Time	Rank	Gap	SPM	Lap	Time	Rank	Gap	SPM	SPM	STC
0.5	7:24.9	(8)	+5.9	73.8	1	18:52.3	(15)	+8.3	72.9	1.5	27:00.5	(=5)	+12.2	71.6		
						11:27.4					8:08.2					
2	38:22.5	(=15)	+16.1	75.6	2.5	46:23.3	(11)	+12.4	73.0	3	57:48.5	(=10)	+9.5	73.4		
	11:22.0					8:00.8					11:25.2				74.8	8843
3.5	1:06:09.8	(=22)	+19.9	70.2	4	1:17:47.6	(20)	+11.9	73.8	4.5	1:25:58.3	(7)	+1.6	73.1		
	8:21.3					11:37.8					8:10.7					
5	-	-	-	-	5.5	1:45:54.8	(5)	+5.6	76.4	F	1:57:28.2	(3)	+1.4	83.5		
	-					-					11:33.4					



Legend:	- Information not available	---- Stroke Rate Average	+ Gap or time behind	F Finish
SPM	Average strokes per minute	STC	Total strokes	

Official Timekeeping by OMEGA

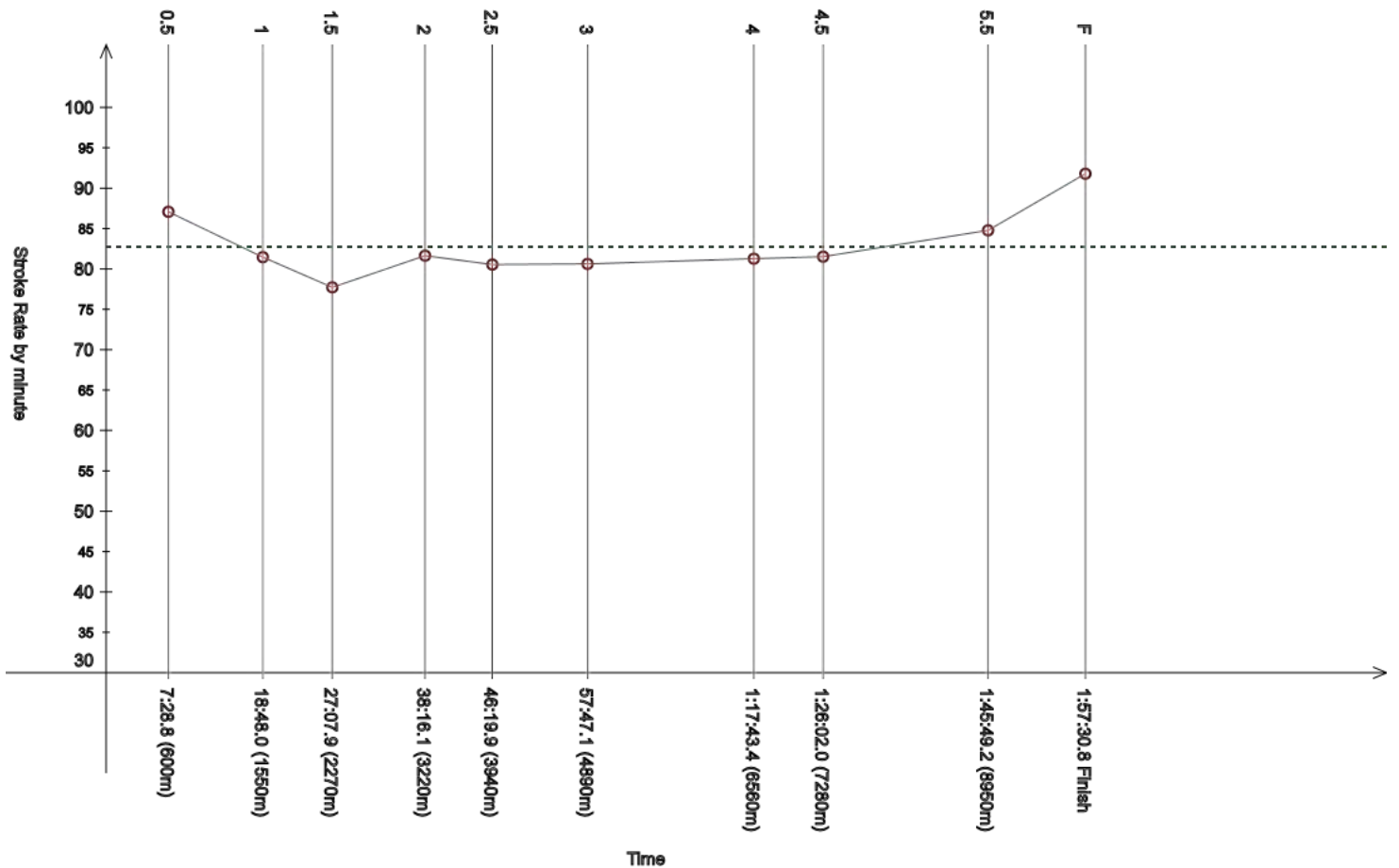
Event 101
3 FEB 2024 - 10:30

Women's 10km

Race Analysis

REVISED
3 FEB 15:10

Rank	Bib	Name	NAT Code			Finish Time			Gap							
4	59	JOHNSON Moesha	AUS			1:57:30.8			+4.0							
Lap	Time	Rank	Gap	SPM	Lap	Time	Rank	Gap	SPM	Lap	Time	Rank	Gap	SPM	SPM	STC
0.5	7:28.8	(22)	+9.8	87.1	1	18:48.0	(5)	+4.0	81.5	1.5	27:07.9	(28)	+19.6	77.7		
						11:19.2					8:19.9					
2	38:16.1	(=7)	+9.7	81.6	2.5	46:19.9	(10)	+9.0	80.5	3	57:47.1	(6)	+8.1	80.6		
	11:08.2					8:03.8					11:27.2					
3.5	-	-	-	-	4	1:17:43.4	(7)	+7.7	81.3	4.5	1:26:02.0	(16)	+5.3	81.5	82.7	9730
	-	-	-	-		-					8:18.6					
5	-	-	-	-	5.5	1:45:49.2	(1)		84.8	F	1:57:30.8	(=4)	+4.0	91.8		
	-	-	-	-		-					11:41.6					



Legend:	- Information not available	---- Stroke Rate Average	+ Gap or time behind	F Finish
SPM	Average strokes per minute	STC	Total strokes	

Official Timekeeping by OMEGA

Event 101

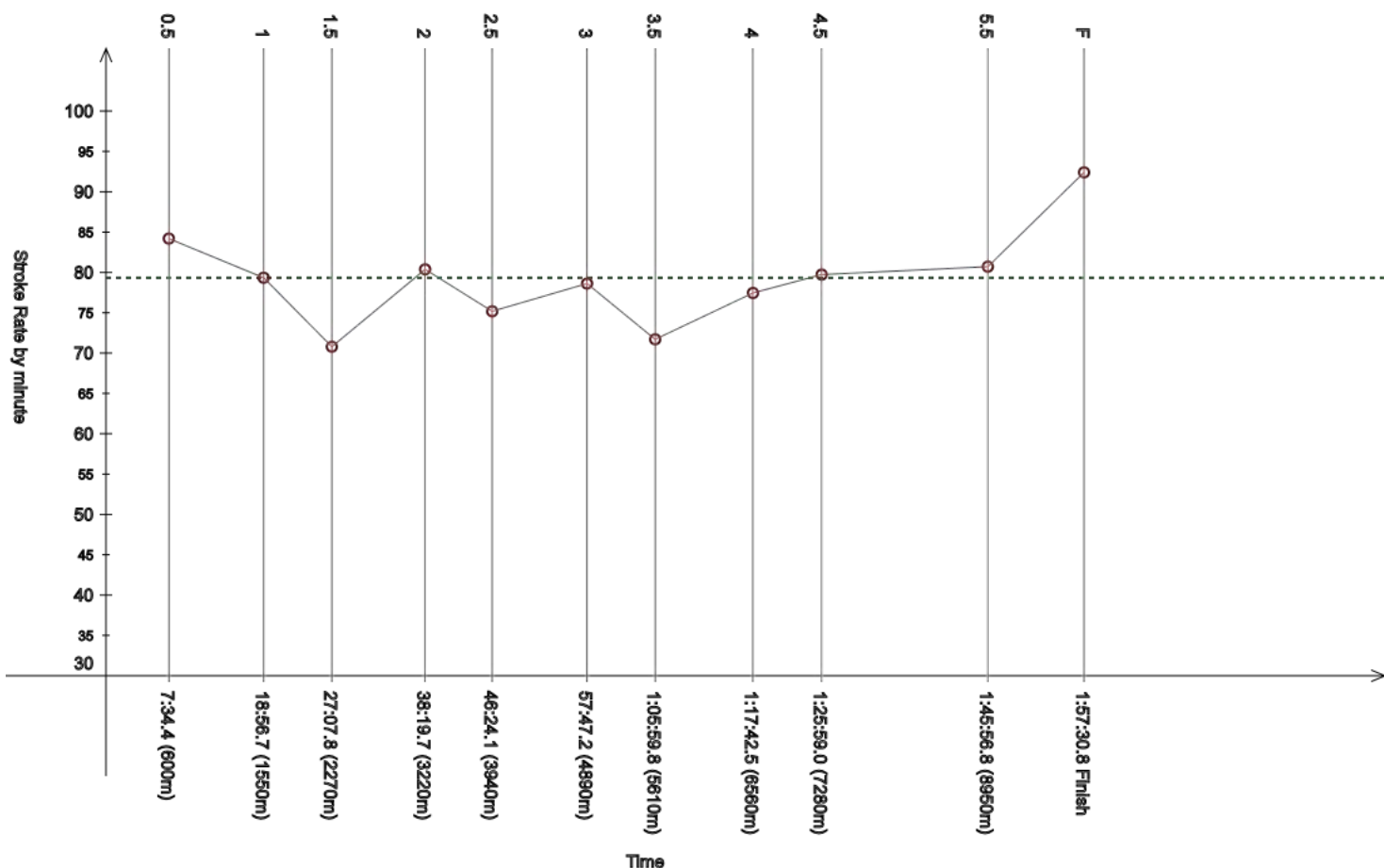
3 FEB 2024 - 10:30

Women's 10km

Race Analysis

REVISED
3 FEB 15:10

Rank	Bib	Name	NAT Code					Finish Time	Gap							
4	44	CUNHA Ana Marcela	BRA					1:57:30.8	+4.0							
Lap	Time	Rank	Gap	SPM	Lap	Time	Rank	Gap	SPM	Lap	Time	Rank	Gap	SPM	SPM	STC
0.5	7:34.4	(44)	+15.4	84.2	1	18:56.7	(25)	+12.7	79.3	1.5	27:07.8	(27)	+19.5	70.8		
						11:22.3					8:11.1					
2	38:19.7	(13)	+13.3	80.4	2.5	46:24.1	(=13)	+13.2	75.2	3	57:47.2	(7)	+8.2	78.6		
	11:11.9					8:04.4					11:23.1					
3.5	1:05:59.8	(7)	+9.9	71.7	4	1:17:42.5	(6)	+6.8	77.5	4.5	1:25:59.0	(=10)	+2.3	79.7	79.3	9330
	8:12.6					11:42.7					8:16.5					
5	-	-	-	-	5.5	1:45:56.8	(11)	+7.6	80.7	F	1:57:30.8	(=4)	+4.0	92.4		
	-					-					11:34.0					



Legend:	- Information not available	---- Stroke Rate Average	+ Gap or time behind	F Finish
SPM	Average strokes per minute	STC	Total strokes	

Official Timekeeping by OMEGA

Event 101
3 FEB 2024 - 10:30

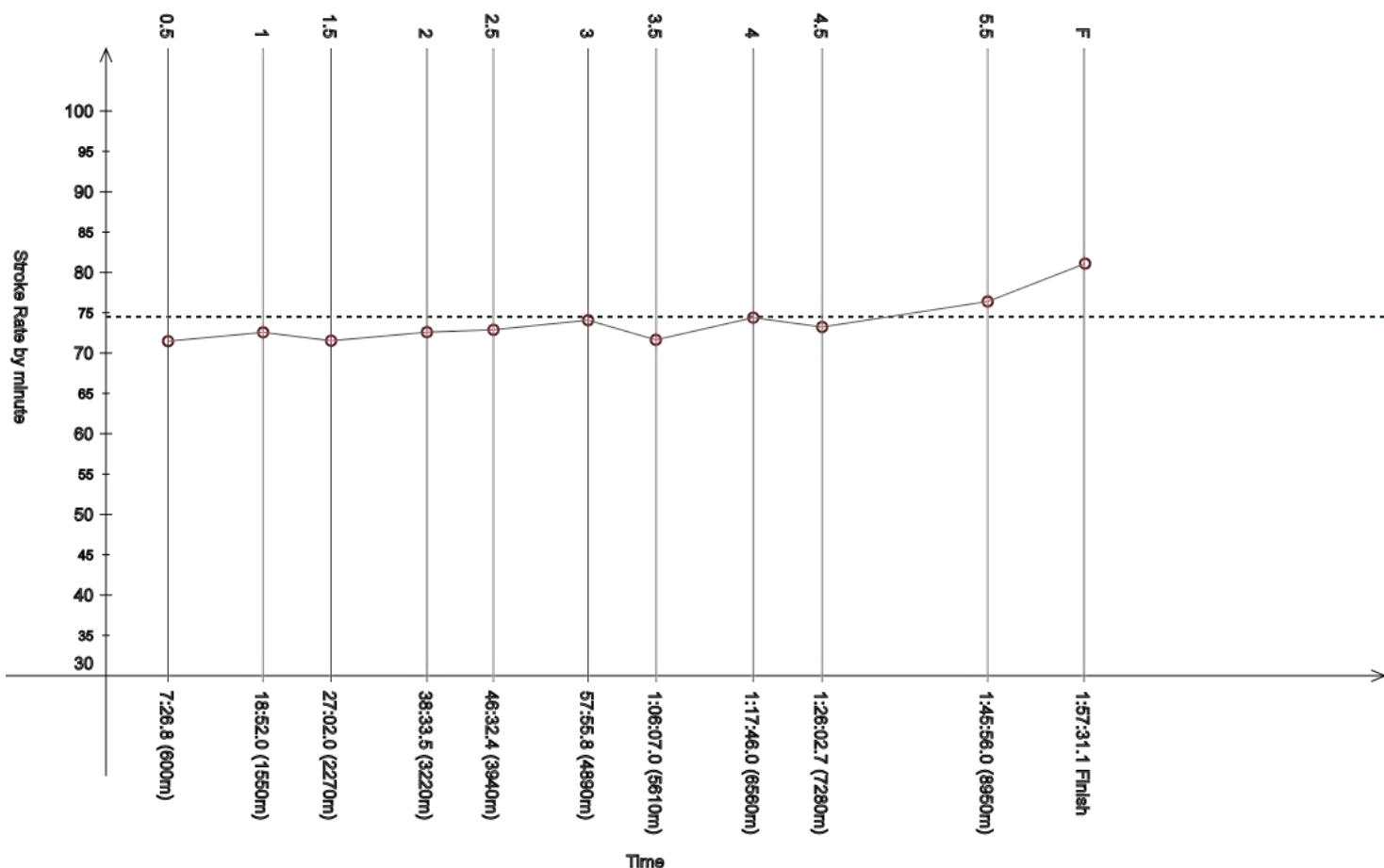
Women's 10km

Race Analysis

REVISED

3 FEB 15:10

Rank	Bib Name				NAT Code					Finish Time					Gap	
6	45 DENIGAN Mariah				USA					1:57:31.1					+4.3	
Lap	Time	Rank	Gap	SPM	Lap	Time	Rank	Gap	SPM	Lap	Time	Rank	Gap	SPM	SPM	STC
0.5	7:26.8	(16)	+7.8	71.5	1	18:52.0	(14)	+8.0	72.6	1.5	27:02.0	(10)	+13.7	71.5		
						11:25.2					8:10.0					
2	38:33.5	(25)	+27.1	72.6	2.5	46:32.4	(26)	+21.5	72.9	3	57:55.8	(27)	+16.8	74.1		
	11:31.5					7:58.9					11:23.4					
3.5	1:06:07.0	(16)	+17.1	71.6	4	1:17:46.0	(16)	+10.3	74.4	4.5	1:26:02.7	(=17)	+6.0	73.2	74.5	8794
	8:11.2					11:39.0					8:16.7					
5	-	-	-	-	5.5	1:45:56.0	(=8)	+6.8	76.4	F	1:57:31.1	(6)	+4.3	81.1		
	-					-					11:35.1					



Legend:	- Information not available	---- Stroke Rate Average	+ Gap or time behind	F Finish
SPM	Average strokes per minute	STC	Total strokes	

Official Timekeeping by OMEGA

Event 101
3 FEB 2024 - 10:30

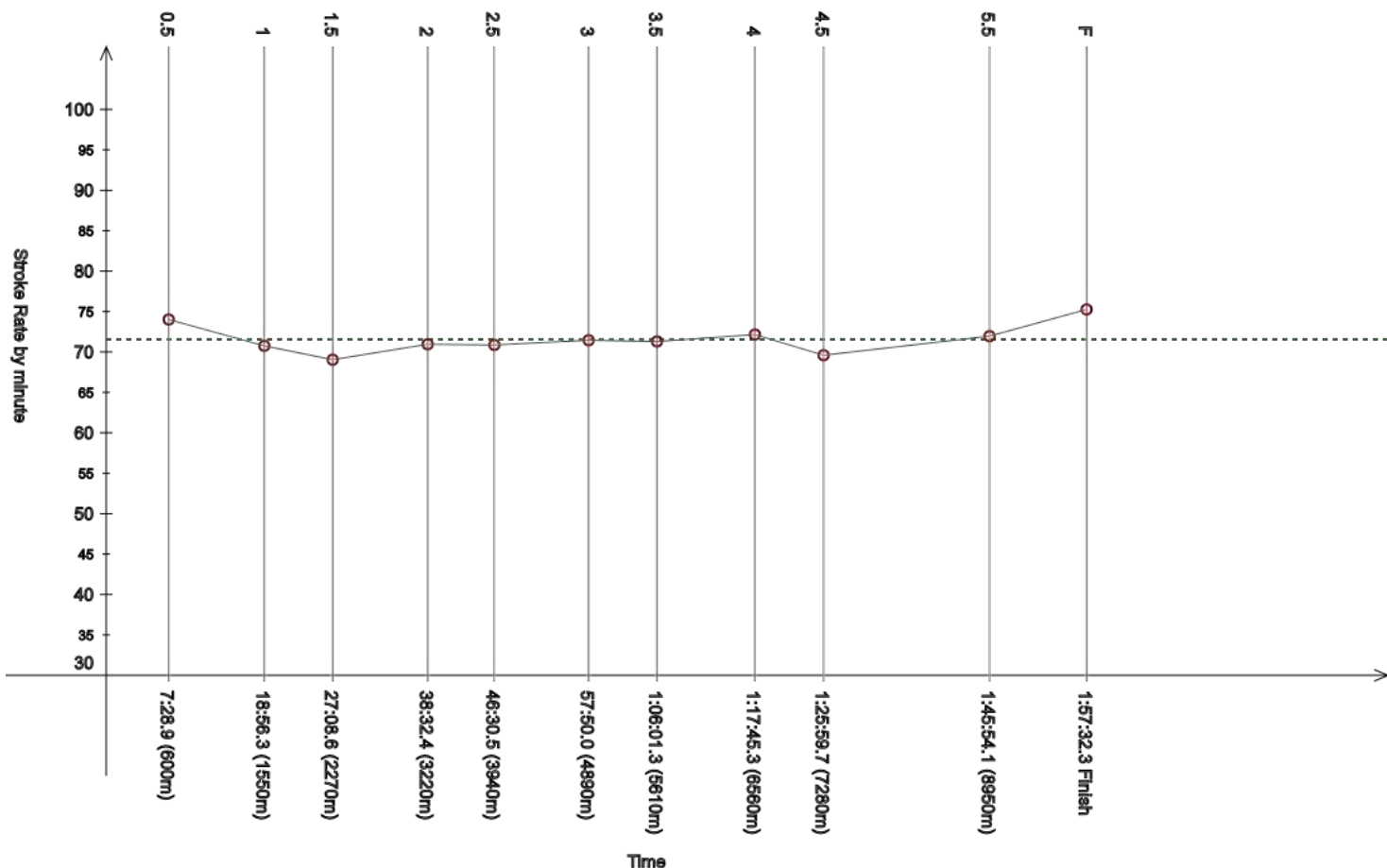
Women's 10km

Race Analysis

REVISED

3 FEB 15:10

Rank	Bib	Name	NAT Code							Finish Time	Gap					
7	23	JOUISSE Caroline Laure	FRA							1:57:32.3	+5.5					
Lap	Time	Rank	Gap	SPM	Lap	Time	Rank	Gap	SPM	Lap	Time	Rank	Gap	SPM	SPM	STC
0.5	7:28.9	(23)	+9.9	74.0	1	18:56.3	(24)	+12.3	70.8	1.5	27:08.6	(=32)	+20.3	69.0		
						11:27.4					8:12.3					
2	38:32.4	(23)	+26.0	71.0	2.5	46:30.5	(21)	+19.6	70.9	3	57:50.0	(14)	+11.0	71.5		
	11:23.8					7:58.1					11:19.5					
3.5	1:06:01.3	(10)	+11.4	71.3	4	1:17:45.3	(13)	+9.6	72.2	4.5	1:25:59.7	(14)	+3.0	69.6	71.6	8409
	8:11.3					11:44.0					8:14.4					
5	-	-	-	-	5.5	1:45:54.1	(3)	+4.9	72.0	F	1:57:32.3	(7)	+5.5	75.3		
	-					-					11:38.2					



Legend:	- Information not available	---- Stroke Rate Average	+ Gap or time behind	F Finish
SPM	Average strokes per minute	STC	Total strokes	

Official Timekeeping by OMEGA

Event 101
3 FEB 2024 - 10:30

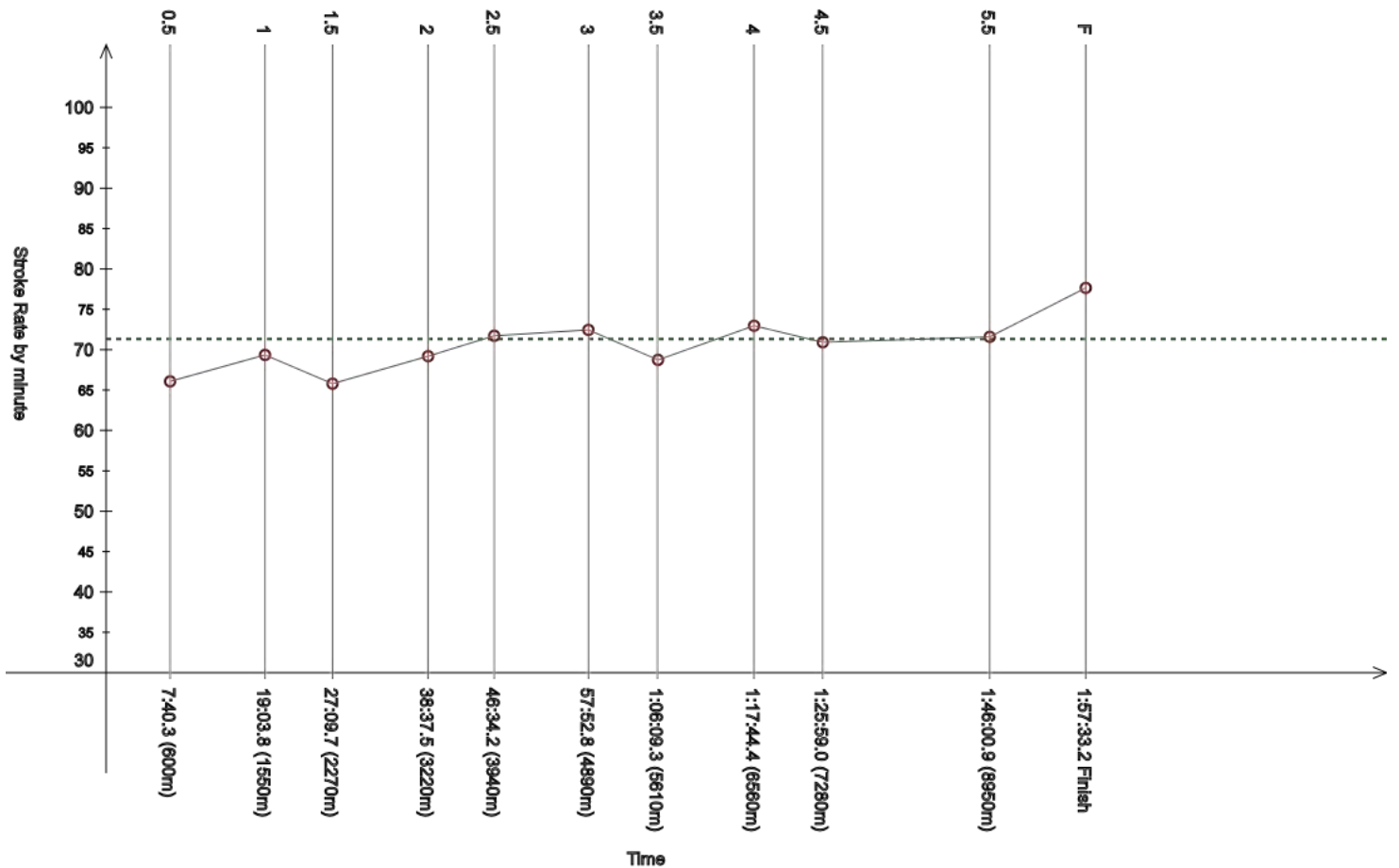
Women's 10km

Race Analysis

REVISED
3 FEB 15:10

Rank	Bib	Name	NAT Code	Finish Time	Gap
8	36	BRIDI Arianna	ITA	1:57:33.2	+6.4

Lap	Time	Rank	Gap	SPM	Lap	Time	Rank	Gap	SPM	Lap	Time	Rank	Gap	SPM	SPM	STC
0.5	7:40.3	(56)	+21.3	66.1	1	19:03.8	(42)	+19.8	69.4	1.5	27:09.7	(38)	+21.4	65.8		
						11:23.5					8:05.9					
2	38:37.5	(31)	+31.1	69.2	2.5	46:34.2	(30)	+23.3	71.7	3	57:52.8	(21)	+13.8	72.5		
	11:27.8					7:56.7					11:18.6					
3.5	1:06:09.3	(=19)	+19.4	68.7	4	1:17:44.4	(11)	+8.7	73.0	4.5	1:25:59.0	(=10)	+2.3	70.9	71.3	8326
	8:16.5					11:35.1					8:14.6					
5	-	-	-	-	5.5	1:46:00.9	(23)	+11.7	71.6	F	1:57:33.2	(8)	+6.4	77.7		
	-					-					11:32.3					



Legend:	- Information not available	---- Stroke Rate Average	+ Gap or time behind	F Finish
SPM	Average strokes per minute	STC	Total strokes	

Official Timekeeping by OMEGA

Event 101

3 FEB 2024 - 10:30

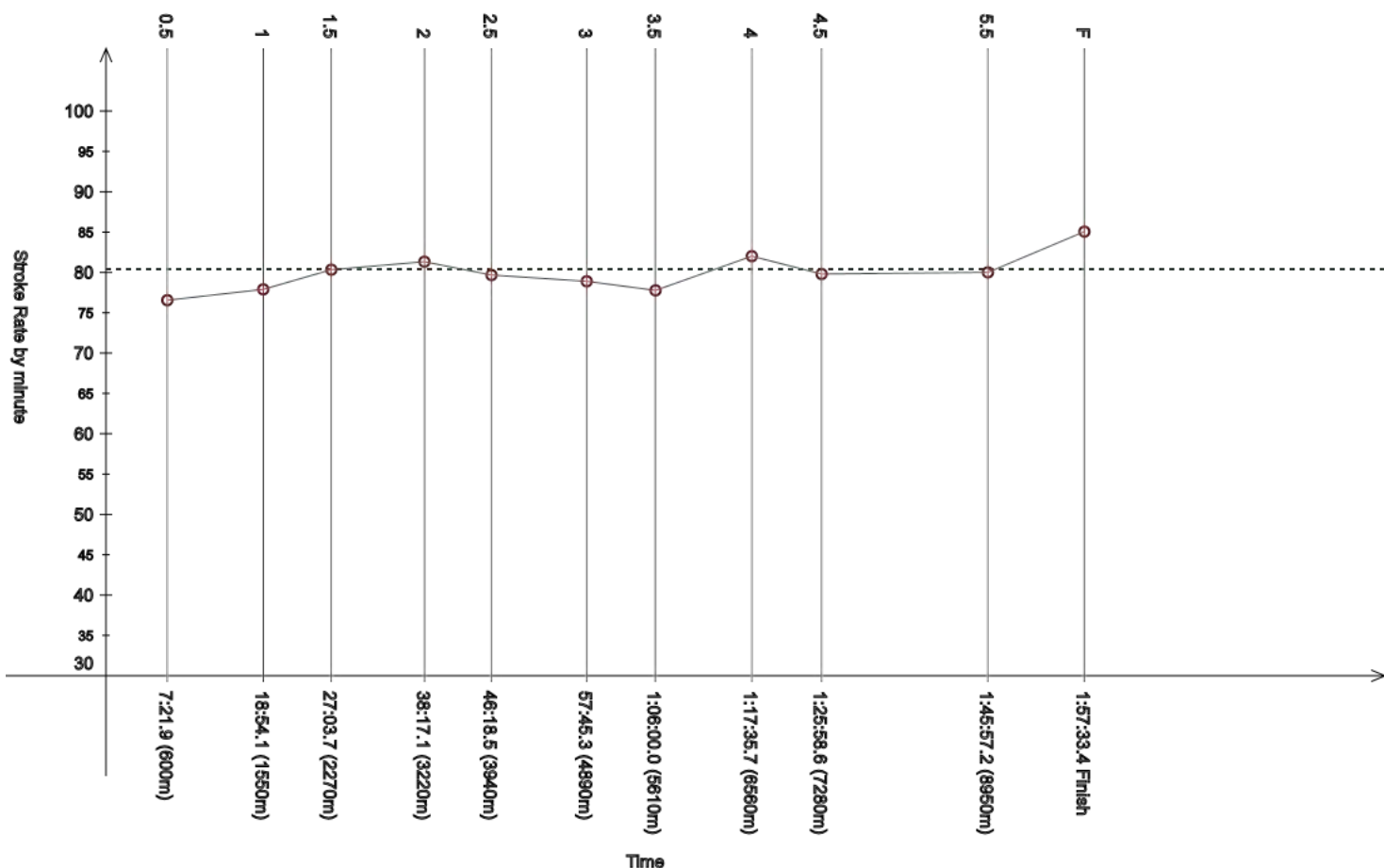
Women's 10km

Race Analysis

REVISED
3 FEB 15:10

Rank	Bib	Name	NAT Code	Finish Time	Gap
9	6	POU Lisa	MON	1:57:33.4	+6.6

Lap	Time	Rank	Gap	SPM	Lap	Time	Rank	Gap	SPM	Lap	Time	Rank	Gap	SPM	SPM	STC
0.5	7:21.9	(3)	+2.9	76.6	1	18:54.1	(17)	+10.1	77.9	1.5	27:03.7	(14)	+15.4	80.3		
						11:32.2					8:09.6					
2	38:17.1	(11)	+10.7	81.3	2.5	46:18.5	(9)	+7.6	79.7	3	57:45.3	(5)	+6.3	78.9		
	11:13.4					8:01.4					11:26.8					
3.5	1:06:00.0	(8)	+10.1	77.8	4	1:17:35.7	(1)		82.0	4.5	1:25:58.6	(8)	+1.9	79.8	80.4	9545
	8:14.7					11:35.7					8:22.9					
5	-	-	-	-	5.5	1:45:57.2	(14)	+8.0	80.0	F	1:57:33.4	(9)	+6.6	85.1		
	-					-					11:36.2					



Legend:	- Information not available	---- Stroke Rate Average	+ Gap or time behind	F Finish
SPM	Average strokes per minute	STC	Total strokes	

Official Timekeeping by OMEGA

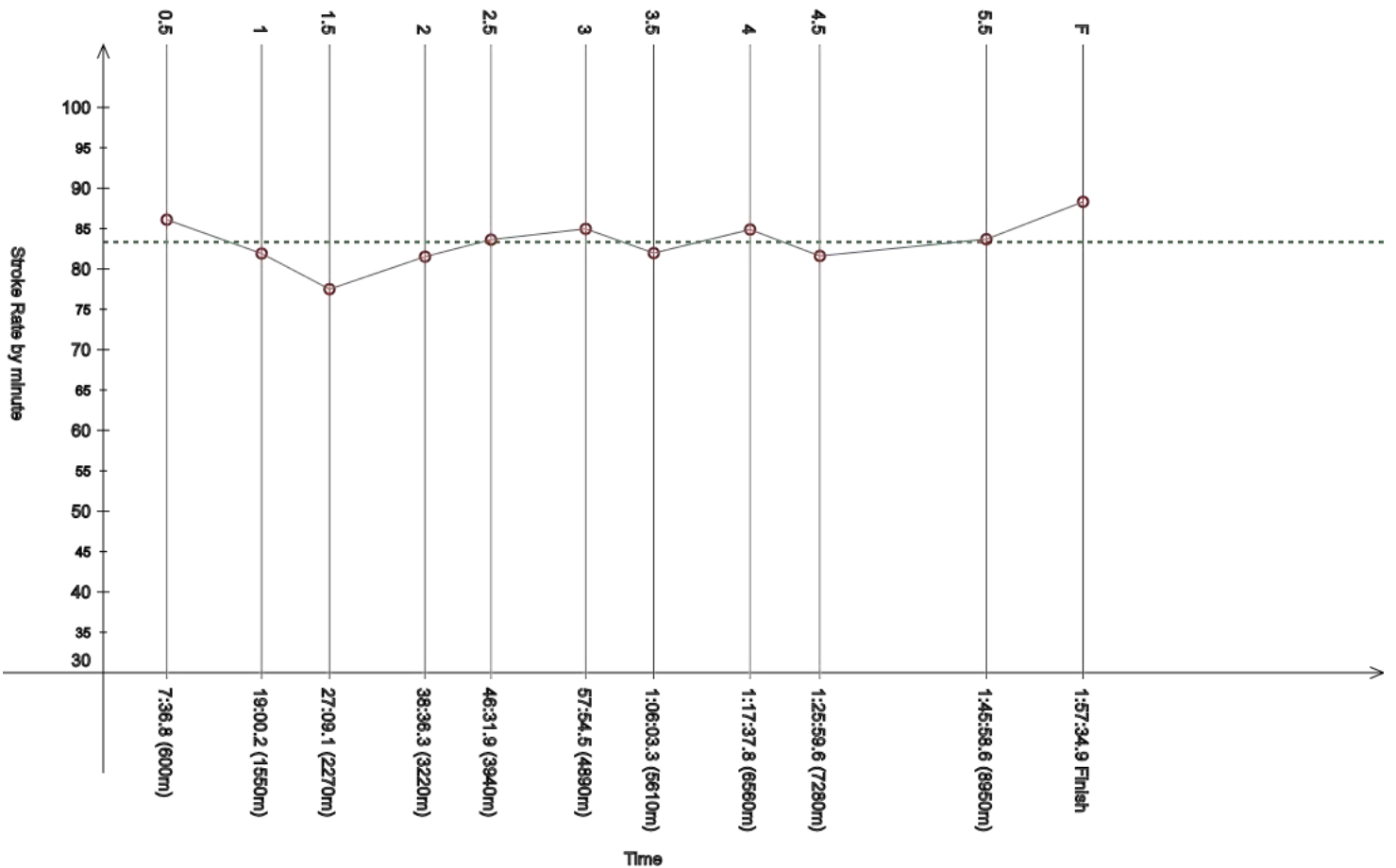
Event 101
3 FEB 2024 - 10:30

Women's 10km

Race Analysis

REVISED
3 FEB 15:10

Rank	Bib	Name	NAT Code					Finish Time	Gap							
10	21	CASSIGNOL Oceane	FRA					1:57:34.9	+8.1							
Lap	Time	Rank	Gap	SPM	Lap	Time	Rank	Gap	SPM	Lap	Time	Rank	Gap	SPM	SPM	STC
0.5	7:36.8	(51)	+17.8	86.1	1	19:00.2	(30)	+16.2	81.9	1.5	27:09.1	(36)	+20.8	77.5		
						11:23.4					8:08.9					
2	38:36.3	(30)	+29.9	81.5	2.5	46:31.9	(25)	+21.0	83.6	3	57:54.5	(25)	+15.5	85.0		
	11:27.2					7:55.6					11:22.6					
3.5	1:06:03.3	(14)	+13.4	82.0	4	1:17:37.8	(3)	+2.1	84.9	4.5	1:25:59.6	(=12)	+2.9	81.6	83.3	9786
	8:08.8					11:34.5					8:21.8					
5	-	-	-	-	5.5	1:45:58.6	(18)	+9.4	83.7	F	1:57:34.9	(10)	+8.1	88.3		
	-					-					11:36.3					



Legend:	- Information not available	---- Stroke Rate Average	+ Gap or time behind	F Finish
SPM	Average strokes per minute	STC	Total strokes	

Official Timekeeping by OMEGA

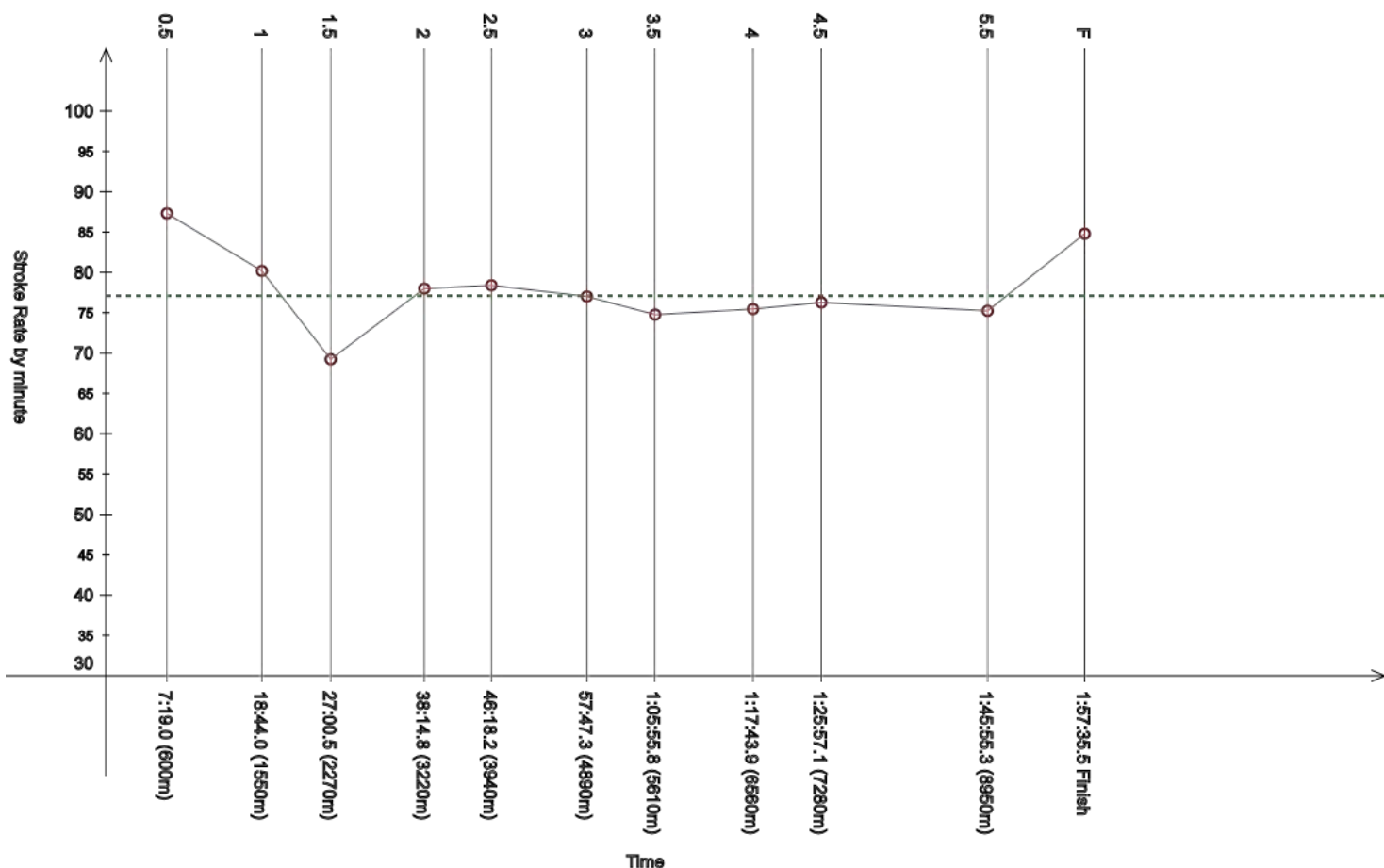
Event 101
3 FEB 2024 - 10:30

Women's 10km

Race Analysis

REVISED
3 FEB 15:10

Rank	Bib Name				NAT Code					Finish Time					Gap	
11	3 EBINA Airi				JPN					1:57:35.5					+8.7	
Lap	Time	Rank	Gap	SPM	Lap	Time	Rank	Gap	SPM	Lap	Time	Rank	Gap	SPM	SPM	STC
0.5	7:19.0	(1)		87.3	1	18:44.0	(1)		80.2	1.5	27:00.5	(=5)	+12.2	69.2		
						11:25.0					8:16.5					
2	38:14.8	(5)	+8.4	78.0	2.5	46:18.2	(8)	+7.3	78.4	3	57:47.3	(8)	+8.3	77.0		
	11:14.3					8:03.4					11:29.1					
3.5	1:05:55.8	(5)	+5.9	74.8	4	1:17:43.9	(=9)	+8.2	75.5	4.5	1:25:57.1	(3)	+0.4	76.3	77.1	9119
	8:08.5					11:48.1					8:13.2					
5	-	-	-	-	5.5	1:45:55.3	(6)	+6.1	75.2	F	1:57:35.5	(11)	+8.7	84.8		
	-					-					11:40.2					



Legend:	- Information not available	---- Stroke Rate Average	+ Gap or time behind	F Finish
SPM	Average strokes per minute	STC	Total strokes	

Official Timekeeping by OMEGA

Event 101

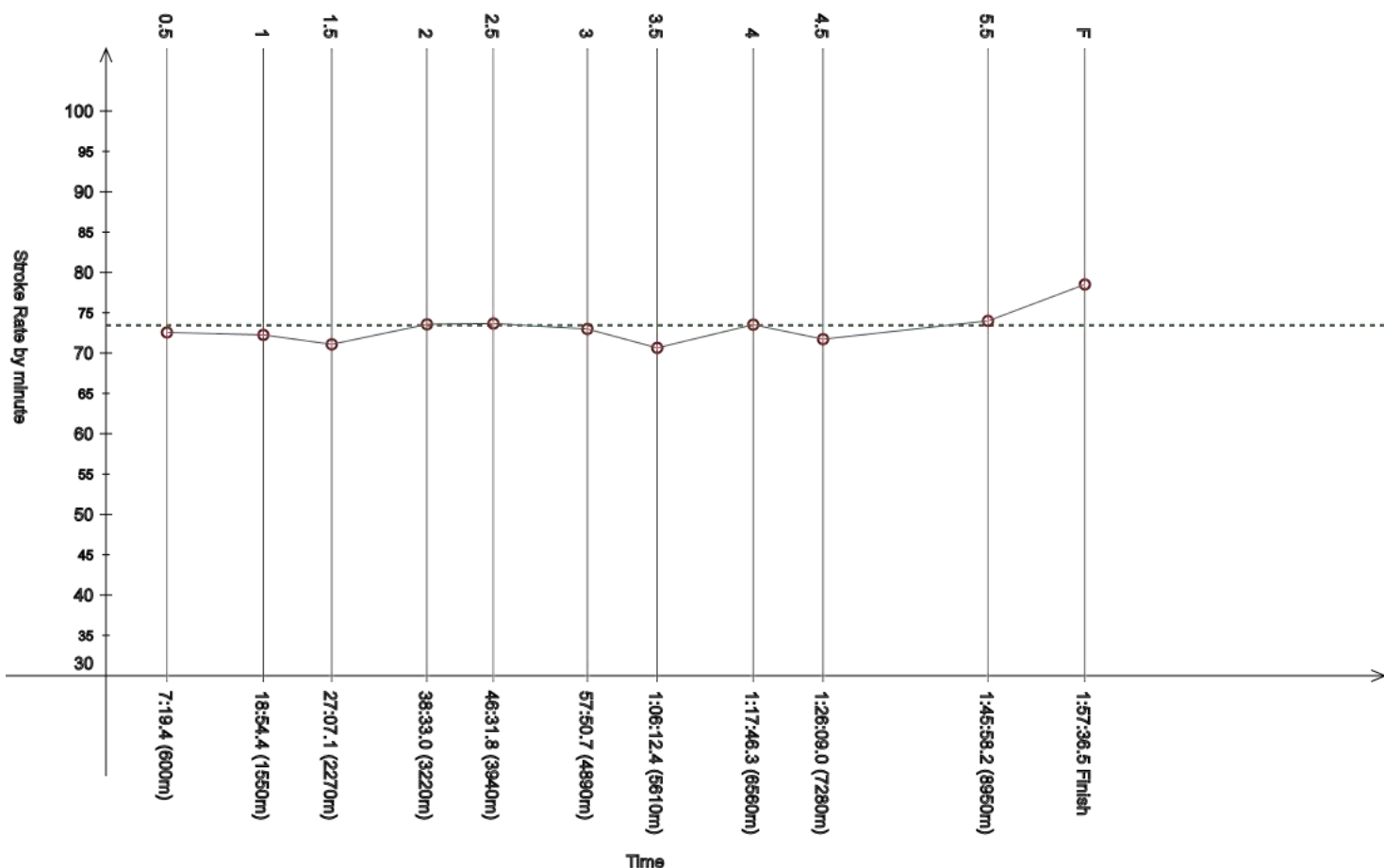
3 FEB 2024 - 10:30

Women's 10km

Race Analysis

REVISED
3 FEB 15:10

Rank	Bib	Name	NAT Code							Finish Time	Gap					
12	29	FABIAN Bettina	HUN							1:57:36.5	+9.7					
Lap	Time	Rank	Gap	SPM	Lap	Time	Rank	Gap	SPM	Lap	Time	Rank	Gap	SPM	SPM	STC
0.5	7:19.4	(2)	+0.4	72.6	1	18:54.4	(19)	+10.4	72.3	1.5	27:07.1	(23)	+18.8	71.1		
						11:35.0					8:12.7					
2	38:33.0	(24)	+26.6	73.6	2.5	46:31.8	(24)	+20.9	73.7	3	57:50.7	(16)	+11.7	73.0		
	11:25.9					7:58.8					11:18.9					
3.5	1:06:12.4	(28)	+22.5	70.7	4	1:17:46.3	(17)	+10.6	73.5	4.5	1:26:09.0	(27)	+12.3	71.7	73.5	8643
	8:21.7					11:33.9					8:22.7					
5	-	-	-	-	5.5	1:45:58.2	(16)	+9.0	74.0	F	1:57:36.5	(12)	+9.7	78.5		
	-					-					11:38.3					



Legend:	- Information not available	---- Stroke Rate Average	+ Gap or time behind	F Finish
SPM	Average strokes per minute	STC	Total strokes	

Official Timekeeping by OMEGA

Event 101

3 FEB 2024 - 10:30

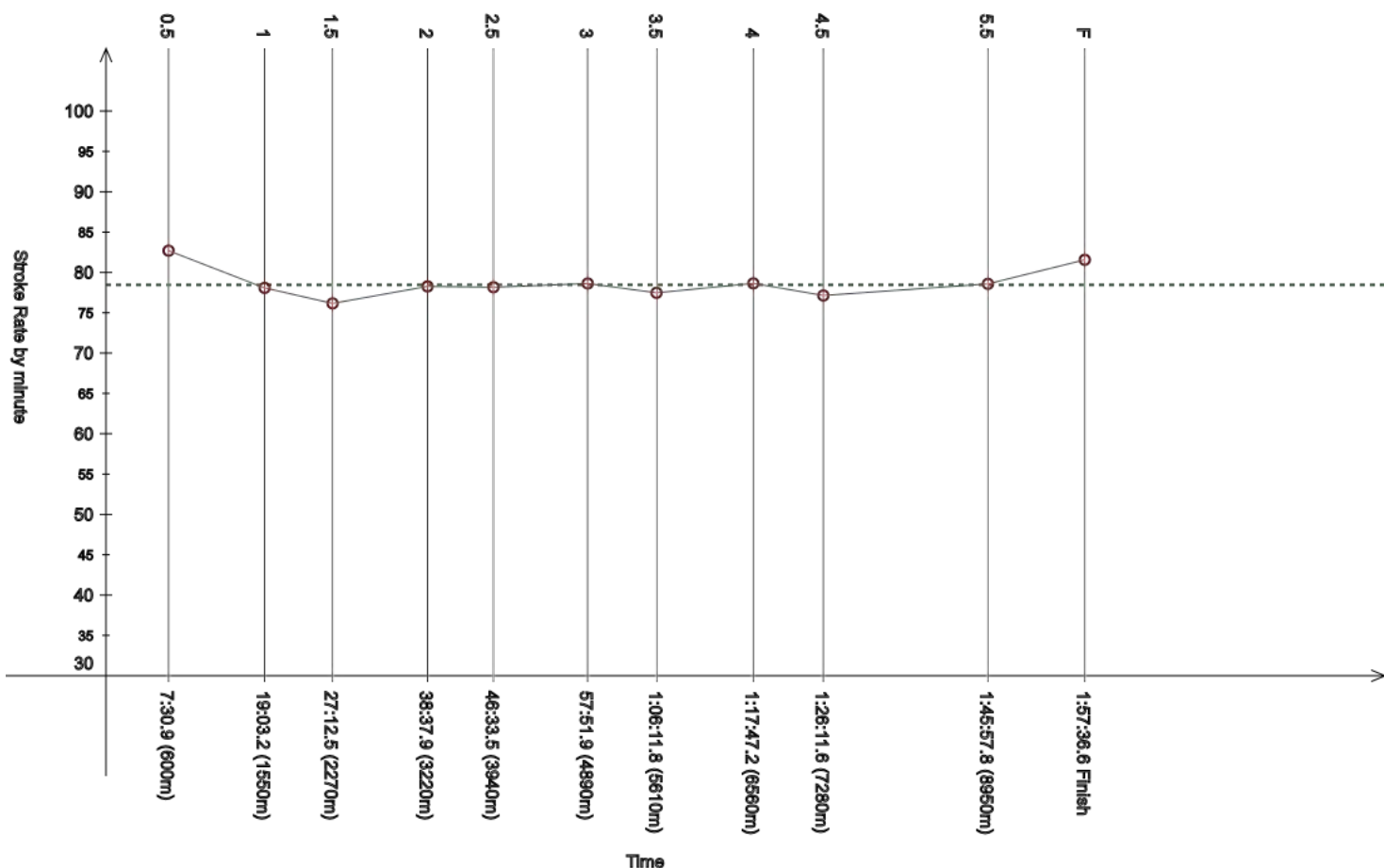
Women's 10km

Race Analysis

REVISED
3 FEB 15:10

Rank	Bib	Name	NAT Code	Finish Time	Gap
13	47	MARTINEZ GUILLEN Angela	ESP	1:57:36.6	+9.8

Lap	Time	Rank	Gap	SPM	Lap	Time	Rank	Gap	SPM	Lap	Time	Rank	Gap	SPM	SPM	STC
0.5	7:30.9	(32)	+11.9	82.7	1	19:03.2	(40)	+19.2	78.1	1.5	27:12.5	(45)	+24.2	76.2		
						11:32.3					8:09.3					
2	38:37.9	(34)	+31.5	78.3	2.5	46:33.5	(=27)	+22.6	78.2	3	57:51.9	(19)	+12.9	78.6		
	11:25.4					7:55.6					11:18.4					
3.5	1:06:11.8	(25)	+21.9	77.5	4	1:17:47.2	(19)	+11.5	78.6	4.5	1:26:11.6	(32)	+14.9	77.1	78.5	9263
	8:19.9					11:35.4					8:24.4					
5	-	-	-	-	5.5	1:45:57.8	(15)	+8.6	78.6	F	1:57:36.6	(13)	+9.8	81.6		
	-					-					11:38.8					



-	Information not available	----	Stroke Rate Average	+	Gap or time behind	F	Finish
SPM	Average strokes per minute	STC	Total strokes				

Official Timekeeping by OMEGA

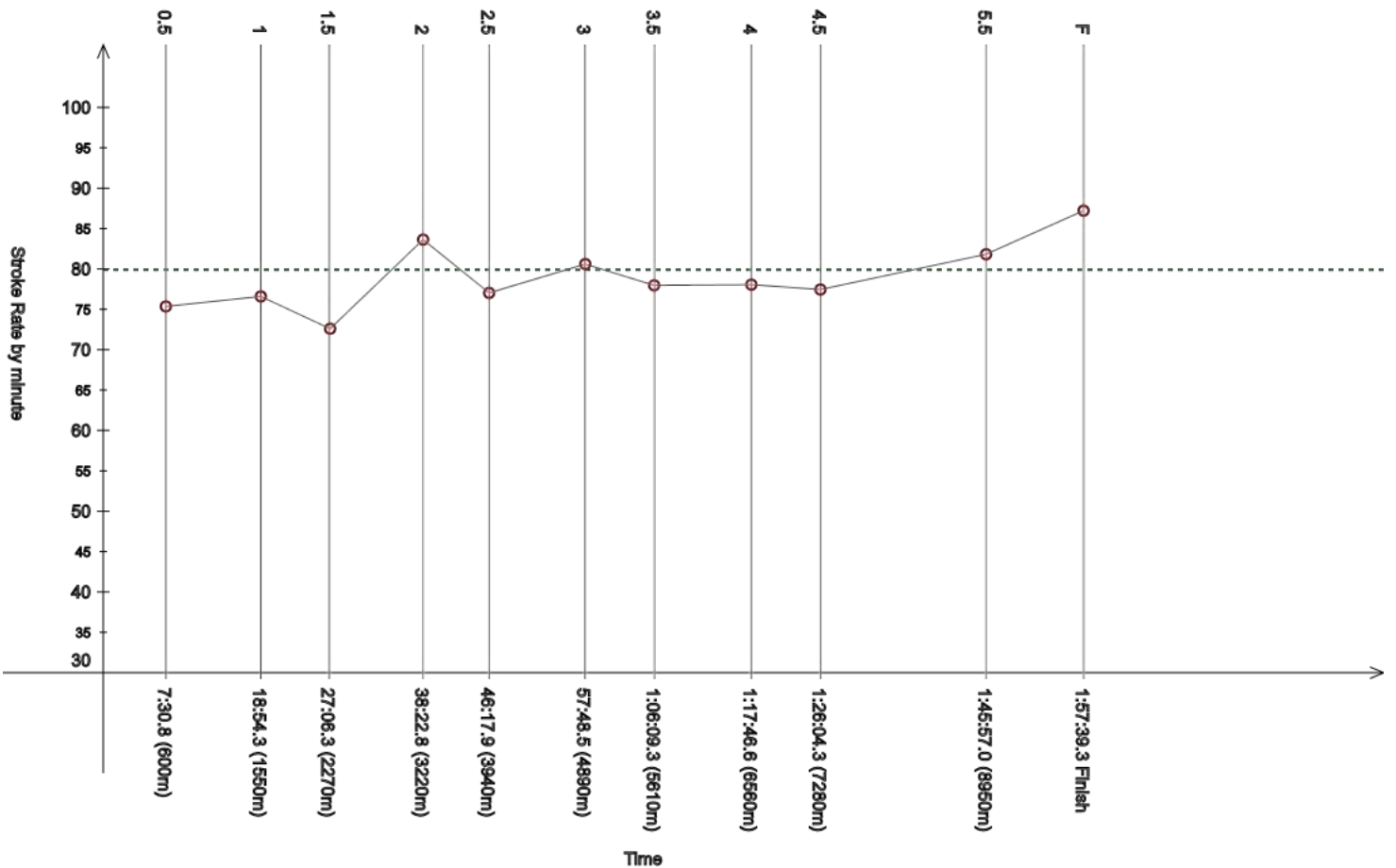
Event 101
3 FEB 2024 - 10:30

Women's 10km

Race Analysis

REVISED
3 FEB 15:10

Rank	Bib	Name	NAT Code							Finish Time	Gap					
14	63	JUNGBLUT Viviane	BRA							1:57:39.3	+12.5					
Lap	Time	Rank	Gap	SPM	Lap	Time	Rank	Gap	SPM	Lap	Time	Rank	Gap	SPM	SPM	STC
0.5	7:30.8	(31)	+11.8	75.4	1	18:54.3	(18)	+10.3	76.6	1.5	27:06.3	(=16)	+18.0	72.6		
						11:23.5					8:12.0					
2	38:22.8	(17)	+16.4	83.6	2.5	46:17.9	(7)	+7.0	77.0	3	57:48.5	(=10)	+9.5	80.6		
	11:16.5					7:55.1					11:30.6					
3.5	1:06:09.3	(=19)	+19.4	78.0	4	1:17:46.6	(18)	+10.9	78.1	4.5	1:26:04.3	(20)	+7.6	77.5	79.9	9363
	8:20.8					11:37.3					8:17.7					
5	-	-	-	-	5.5	1:45:57.0	(13)	+7.8	81.8	F	1:57:39.3	(14)	+12.5	87.2		
	-					-					11:42.3					



Legend:	- Information not available	---- Stroke Rate Average	+ Gap or time behind	F Finish
SPM	Average strokes per minute	STC	Total strokes	

Official Timekeeping by OMEGA

Event 101
3 FEB 2024 - 10:30

Women's 10km

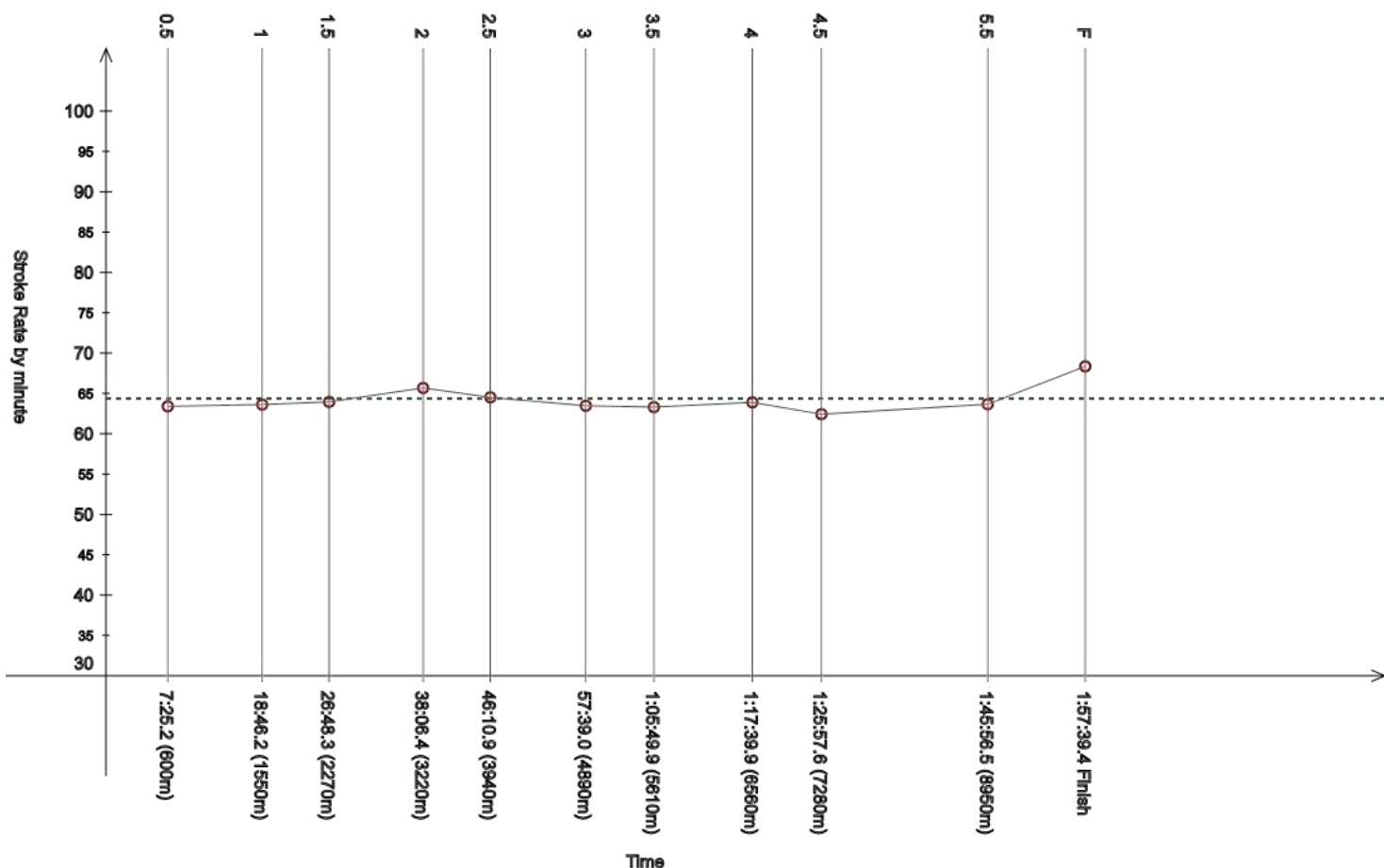
Race Analysis

REVISED

3 FEB 15:10

Rank	Bib	Name	NAT Code			Finish Time	Gap
15	53	GRIMES Katie	USA			1:57:39.4	+12.6

Lap	Time	Rank	Gap	SPM	Lap	Time	Rank	Gap	SPM	Lap	Time	Rank	Gap	SPM	SPM	STC
0.5	7:25.2	(=11)	+6.2	63.4	1	18:46.2	(3)	+2.2	63.6	1.5	26:48.3	(1)		64.0		
						11:21.0					8:02.1					
2	38:06.4	(1)		65.7	2.5	46:10.9	(1)		64.5	3	57:39.0	(1)		63.5		
	11:18.1					8:04.5					11:28.1					
3.5	1:05:49.9	(1)		63.3	4	1:17:39.9	(4)	+4.2	63.9	4.5	1:25:57.6	(5)	+0.9	62.4	64.4	7569
	8:10.9					11:50.0					8:17.7					
5	-	-	-	-	5.5	1:45:56.5	(10)	+7.3	63.7	F	1:57:39.4	(15)	+12.6	68.4		
	-					-					11:42.9					



-	Information not available	----	Stroke Rate Average	+	Gap or time behind	F	Finish
SPM	Average strokes per minute	STC	Total strokes				

Official Timekeeping by OMEGA

Event 101
3 FEB 2024 - 10:30

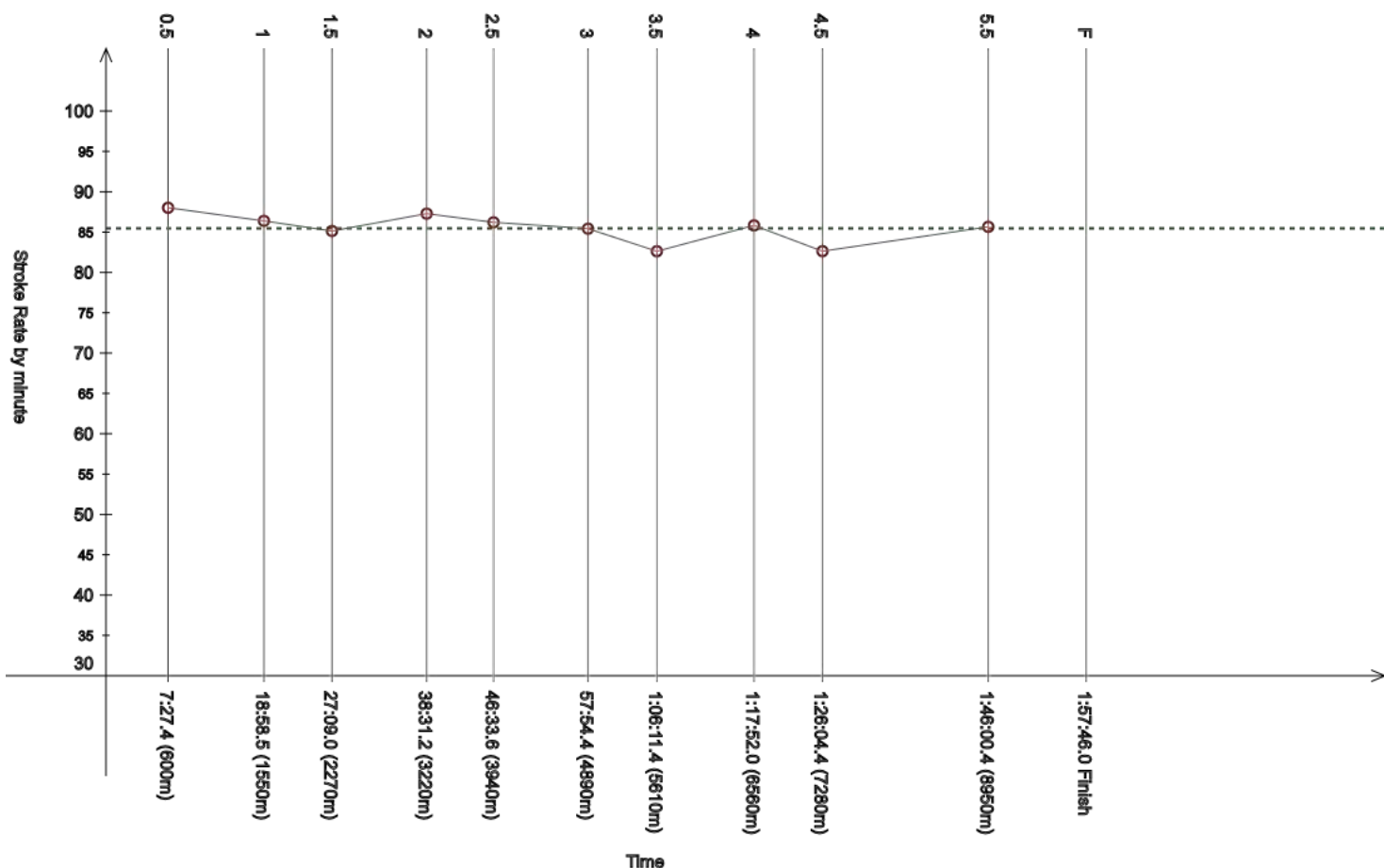
Women's 10km

Race Analysis

REVISED
3 FEB 15:10

Rank	Bib	Name	NAT Code	Finish Time	Gap
16	50	SPIWOKS Jeannette	GER	1:57:46.0	+19.2

Lap	Time	Rank	Gap	SPM	Lap	Time	Rank	Gap	SPM	Lap	Time	Rank	Gap	SPM	SPM	STC
0.5	7:27.4	(19)	+8.4	88.0	1	18:58.5	(27)	+14.5	86.4	1.5	27:09.0	(=34)	+20.7	85.1		
						11:31.1					8:10.5					
2	38:31.2	(22)	+24.8	87.3	2.5	46:33.6	(29)	+22.7	86.2	3	57:54.4	(24)	+15.4	85.4		
	11:22.2					8:02.4					11:20.8					
3.5	1:06:11.4	(24)	+21.5	82.6	4	1:17:52.0	(27)	+16.3	85.8	4.5	1:26:04.4	(21)	+7.7	82.6	85.5	9078
	8:17.0					11:40.6					8:12.4					
5	-	-	-	-	5.5	1:46:00.4	(22)	+11.2	85.7	F	1:57:46.0	(16)	+19.2	-		
	-					-					11:45.6					



-	Information not available	----	Stroke Rate Average	+	Gap or time behind	F	Finish
SPM	Average strokes per minute	STC	Total strokes				

Official Timekeeping by OMEGA

Event 101

3 FEB 2024 - 10:30

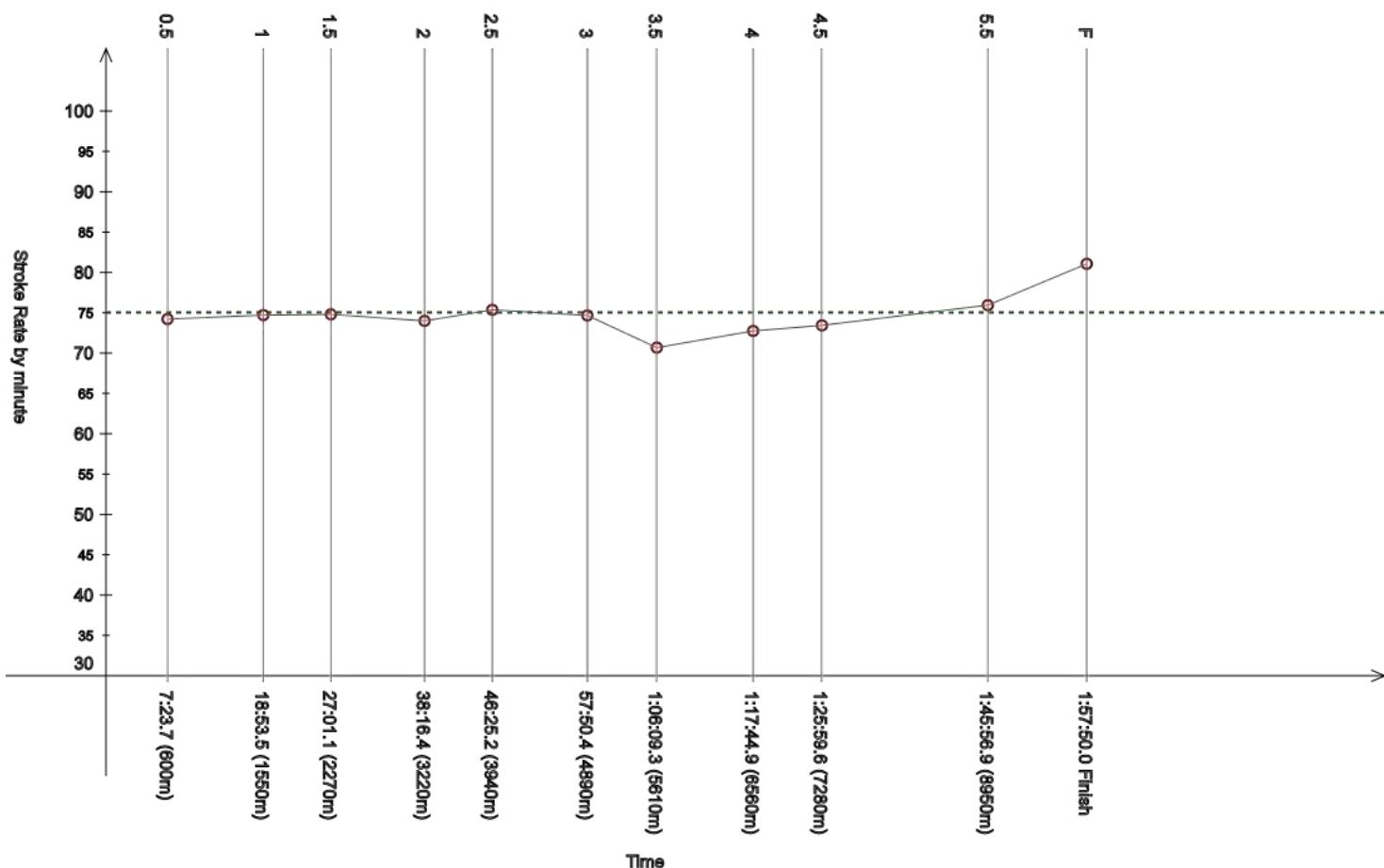
Women's 10km

Race Analysis

REVISED
3 FEB 15:10

Rank	Bib	Name	NAT Code	Finish Time	Gap
17	19	CRISP Leah Phoebe	GBR	1:57:50.0	+23.2

Lap	Time	Rank	Gap	SPM	Lap	Time	Rank	Gap	SPM	Lap	Time	Rank	Gap	SPM	SPM	STC
0.5	7:23.7	(5)	+4.7	74.2	1	18:53.5	(16)	+9.5	74.7	1.5	27:01.1	(8)	+12.8	74.8		
						11:29.8					8:07.6					
2	38:16.4	(9)	+10.0	74.0	2.5	46:25.2	(16)	+14.3	75.4	3	57:50.4	(15)	+11.4	74.7		
	11:15.3					8:08.8					11:25.2					
3.5	1:06:09.3	(=19)	+19.4	70.7	4	1:17:44.9	(12)	+9.2	72.7	4.5	1:25:59.6	(=12)	+2.9	73.4	75.0	8866
	8:18.9					11:35.6					8:14.7					
5	-	-	-	-	5.5	1:45:56.9	(12)	+7.7	75.9	F	1:57:50.0	(17)	+23.2	81.1		
	-					-					11:53.1					



Legend:	- Information not available	---- Stroke Rate Average	+ Gap or time behind	F Finish
SPM	Average strokes per minute	STC	Total strokes	

Official Timekeeping by OMEGA

Event 101

3 FEB 2024 - 10:30

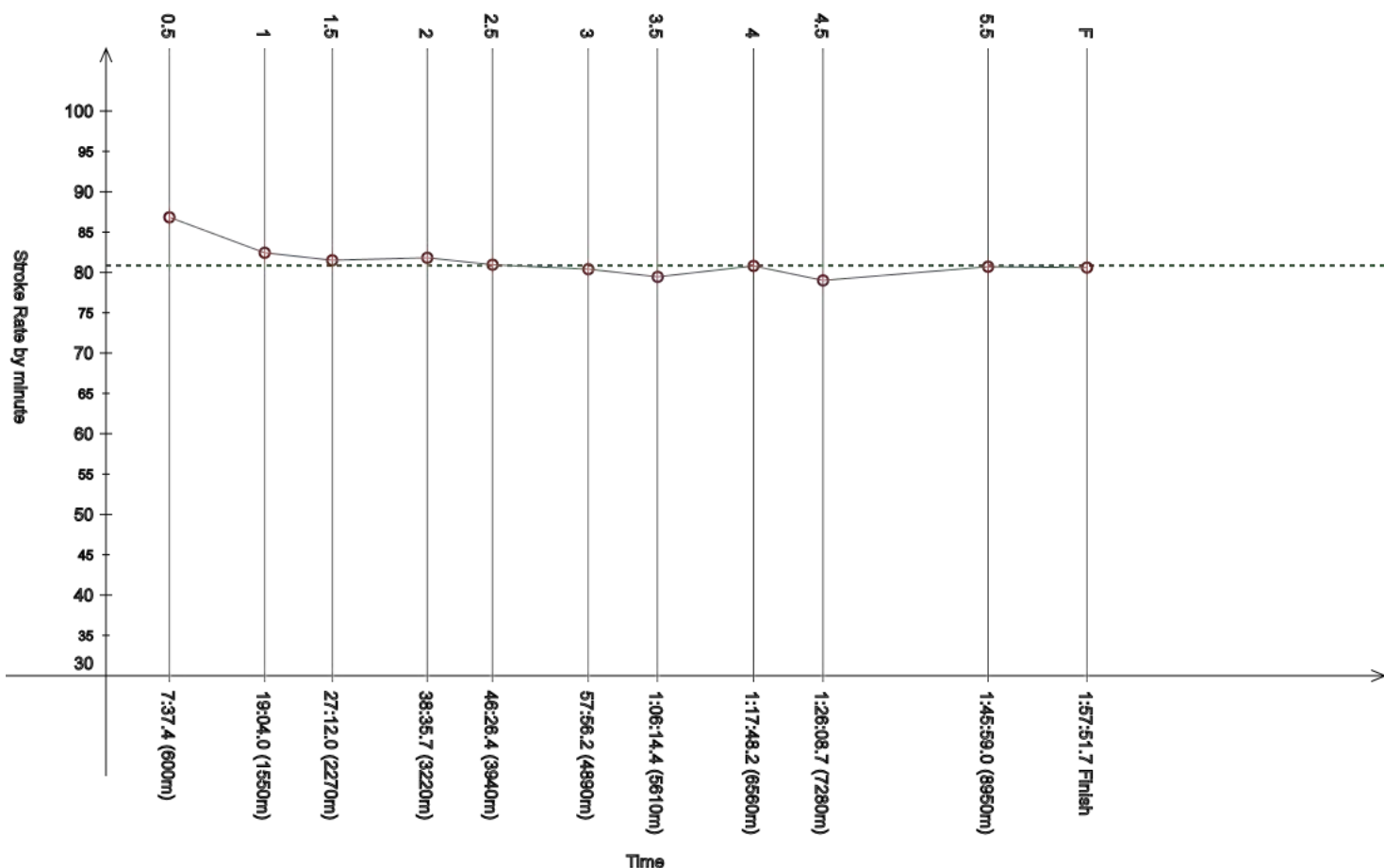
Women's 10km

Race Analysis

REVISED
3 FEB 15:10

Rank	Bib	Name	NAT Code	Finish Time	Gap
18	58	GOUGH Maddy	AUS	1:57:51.7	+24.9

Lap	Time	Rank	Gap	SPM	Lap	Time	Rank	Gap	SPM	Lap	Time	Rank	Gap	SPM	SPM	STC
0.5	7:37.4	(=52)	+18.4	86.8	1	19:04.0	(43)	+20.0	82.4	1.5	27:12.0	(44)	+23.7	81.5		
						11:26.6					8:08.0					
2	38:35.7	(28)	+29.3	81.8	2.5	46:26.4	(18)	+15.5	81.0	3	57:56.2	(28)	+17.2	80.4		
	11:23.7					7:50.7					11:29.8					
3.5	1:06:14.4	(=31)	+24.5	79.5	4	1:17:48.2	(21)	+12.5	80.8	4.5	1:26:08.7	(26)	+12.0	79.0	80.9	9571
	8:18.2					11:33.8					8:20.5					
5	-	-	-	-	5.5	1:45:59.0	(19)	+9.8	80.7	F	1:57:51.7	(18)	+24.9	80.6		
	-					-					11:52.7					



Legend:	- Information not available	---- Stroke Rate Average	+ Gap or time behind	F Finish
SPM	Average strokes per minute	STC	Total strokes	

Official Timekeeping by OMEGA

Event 101

3 FEB 2024 - 10:30

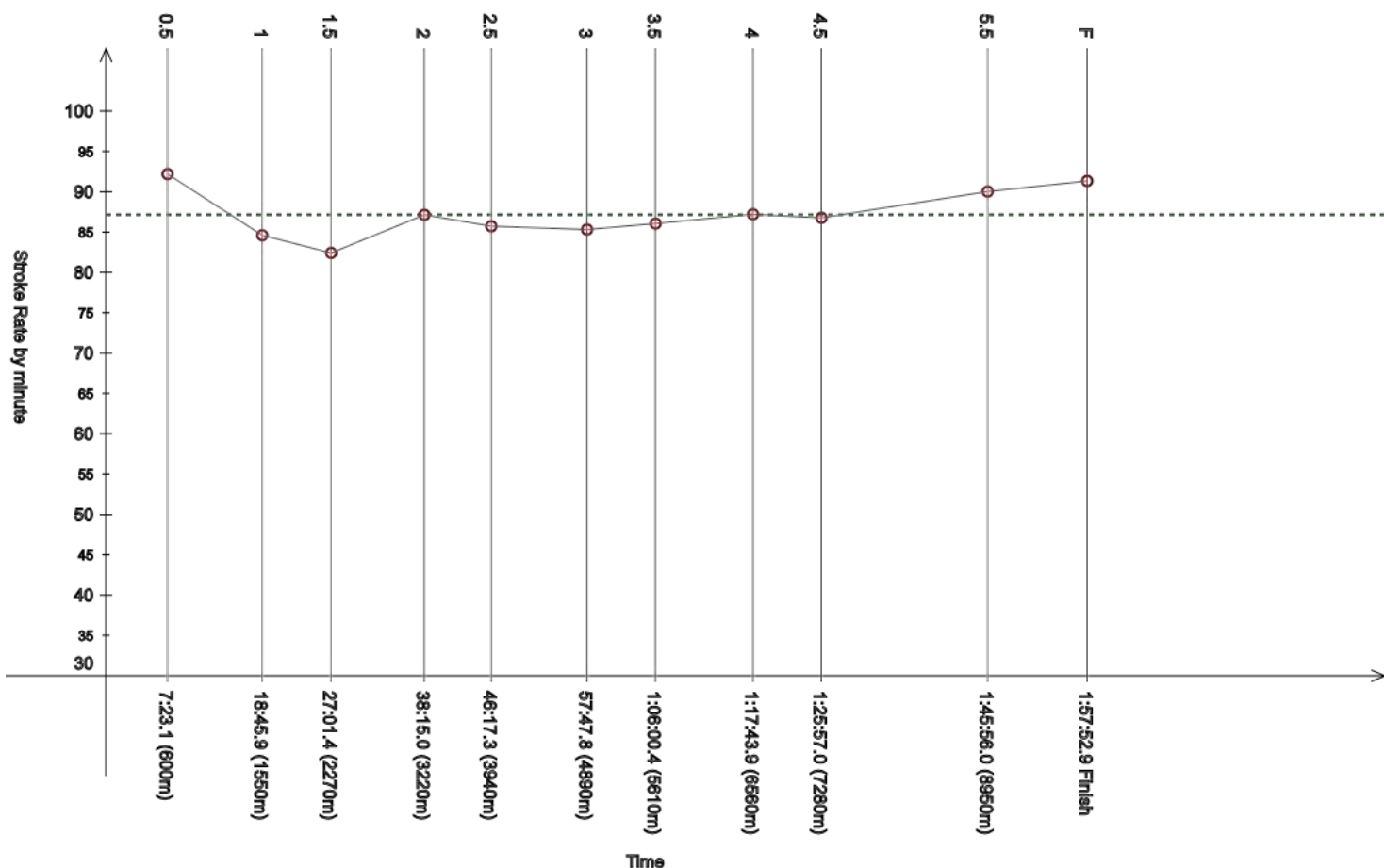
Women's 10km

Race Analysis

REVISED
3 FEB 15:10

Rank	Bib	Name	NAT Code	Finish Time	Gap
19	2	ROSA Mafalda	POR	1:57:52.9	+26.1

Lap	Time	Rank	Gap	SPM	Lap	Time	Rank	Gap	SPM	Lap	Time	Rank	Gap	SPM	SPM	STC
0.5	7:23.1	(4)	+4.1	92.2	1	18:45.9	(2)	+1.9	84.6	1.5	27:01.4	(9)	+13.1	82.4		
											8:15.5					
2	38:15.0	(6)	+8.6	87.1	2.5	46:17.3	(3)	+6.4	85.7	3	57:47.8	(9)	+8.8	85.3		
											11:30.5					
3.5	1:06:00.4	(9)	+10.5	86.1	4	1:17:43.9	(=9)	+8.2	87.2	4.5	1:25:57.0	(2)	+0.3	86.8	87.1	10786
											8:13.1					
5	-	-	-	-	5.5	1:45:56.0	(=8)	+6.8	90.0	F	1:57:52.9	(19)	+26.1	91.3		
											11:56.9					



Legend:	- Information not available	---- Stroke Rate Average	+ Gap or time behind	F Finish
SPM	Average strokes per minute	STC	Total strokes	

Official Timekeeping by OMEGA

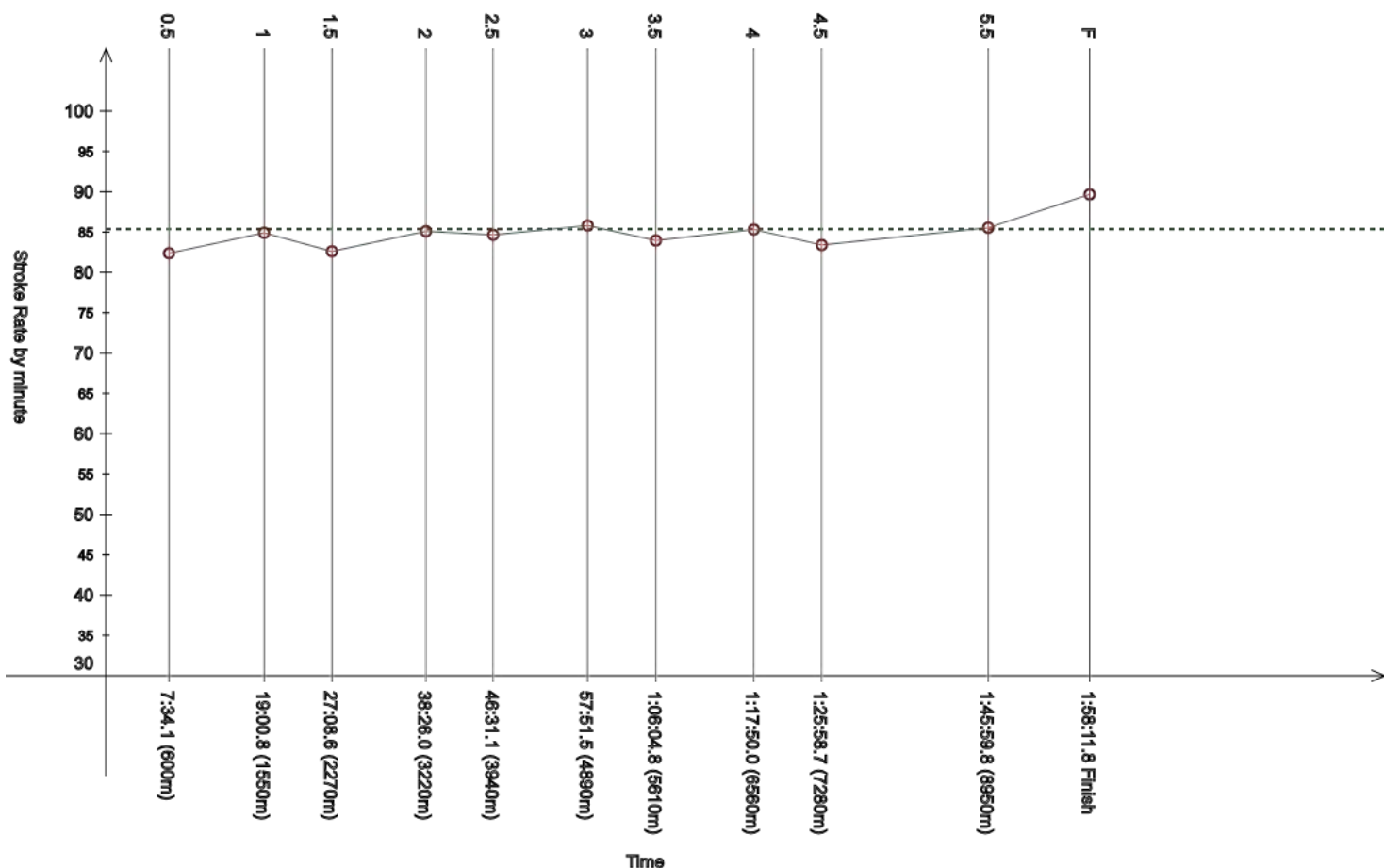
Event 101
3 FEB 2024 - 10:30

Women's 10km

Race Analysis

REVISED
3 FEB 15:10

Rank	Bib	Name	NAT Code			Finish Time	Gap									
20	67	BECK Leonie	GER			1:58:11.8	+45.0									
Lap	Time	Rank	Gap	SPM	Lap	Time	Rank	Gap	SPM	Lap	Time	Rank	Gap	SPM	SPM	STC
0.5	7:34.1	(43)	+15.1	82.4	1	19:00.8	(32)	+16.8	84.9	1.5	27:08.6	(=32)	+20.3	82.6		
						11:26.7					8:07.8					
2	38:26.0	(18)	+19.6	85.1	2.5	46:31.1	(23)	+20.2	84.7	3	57:51.5	(18)	+12.5	85.8		
	11:17.4					8:05.1					11:20.4					
3.5	1:06:04.8	(15)	+14.9	84.0	4	1:17:50.0	(25)	+14.3	85.3	4.5	1:25:58.7	(9)	+2.0	83.4	85.4	10081
	8:13.3					11:45.2					8:08.7					
5	-	-	-	-	5.5	1:45:59.8	(21)	+10.6	85.5	F	1:58:11.8	(20)	+45.0	89.7		
	-					-					12:12.0					



Legend:	- Information not available	---- Stroke Rate Average	+ Gap or time behind	F Finish
SPM	Average strokes per minute	STC	Total strokes	

Official Timekeeping by OMEGA

Event 101
3 FEB 2024 - 10:30

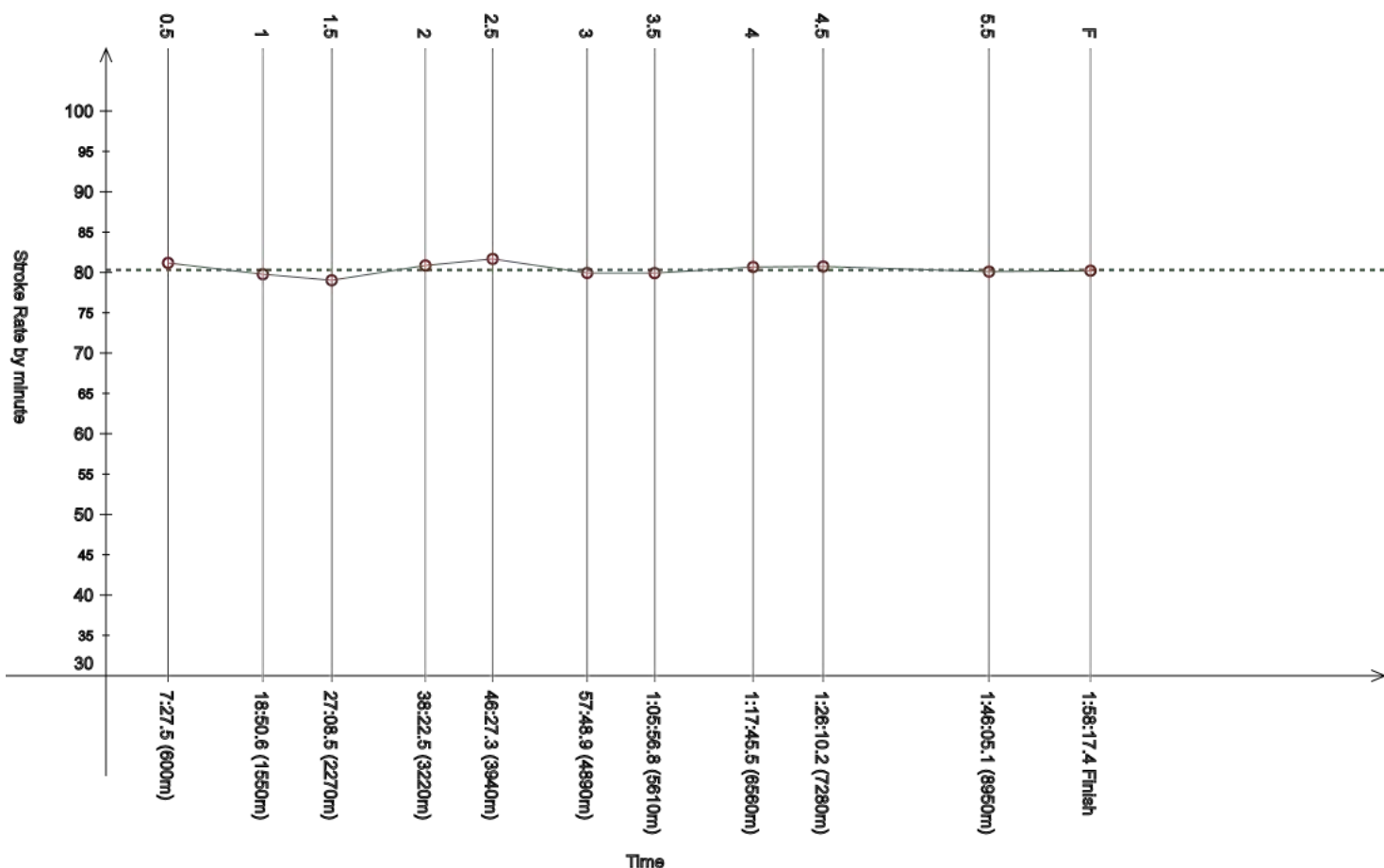
Women's 10km

Race Analysis

REVISED

3 FEB 15:10

Rank	Bib Name				NAT Code					Finish Time					Gap	
21	9 KAJIMOTO Ichika				JPN					1:58:17.4					+50.6	
Lap	Time	Rank	Gap	SPM	Lap	Time	Rank	Gap	SPM	Lap	Time	Rank	Gap	SPM	SPM	STC
0.5	7:27.5	(20)	+8.5	81.2	1	18:50.6	(11)	+6.6	79.8	1.5	27:08.5	(31)	+20.2	79.0		
						11:23.1					8:17.9					
2	38:22.5	(=15)	+16.1	80.9	2.5	46:27.3	(19)	+16.4	81.7	3	57:48.9	(13)	+9.9	79.9		
	11:14.0					8:04.8					11:21.6					
3.5	1:05:56.8	(6)	+6.9	79.9	4	1:17:45.5	(14)	+9.8	80.7	4.5	1:26:10.2	(29)	+13.5	80.7	80.3	9519
	8:07.9					11:48.7					8:24.7					
5	-	-	-	-	5.5	1:46:05.1	(25)	+15.9	80.1	F	1:58:17.4	(21)	+50.6	80.2		
	-					-					12:12.3					



Legend:	- Information not available	- - - - Stroke Rate Average	+ Gap or time behind
SPM	Average strokes per minute	STC	Finish
			F

Official Timekeeping by OMEGA

Event 101
3 FEB 2024 - 10:30

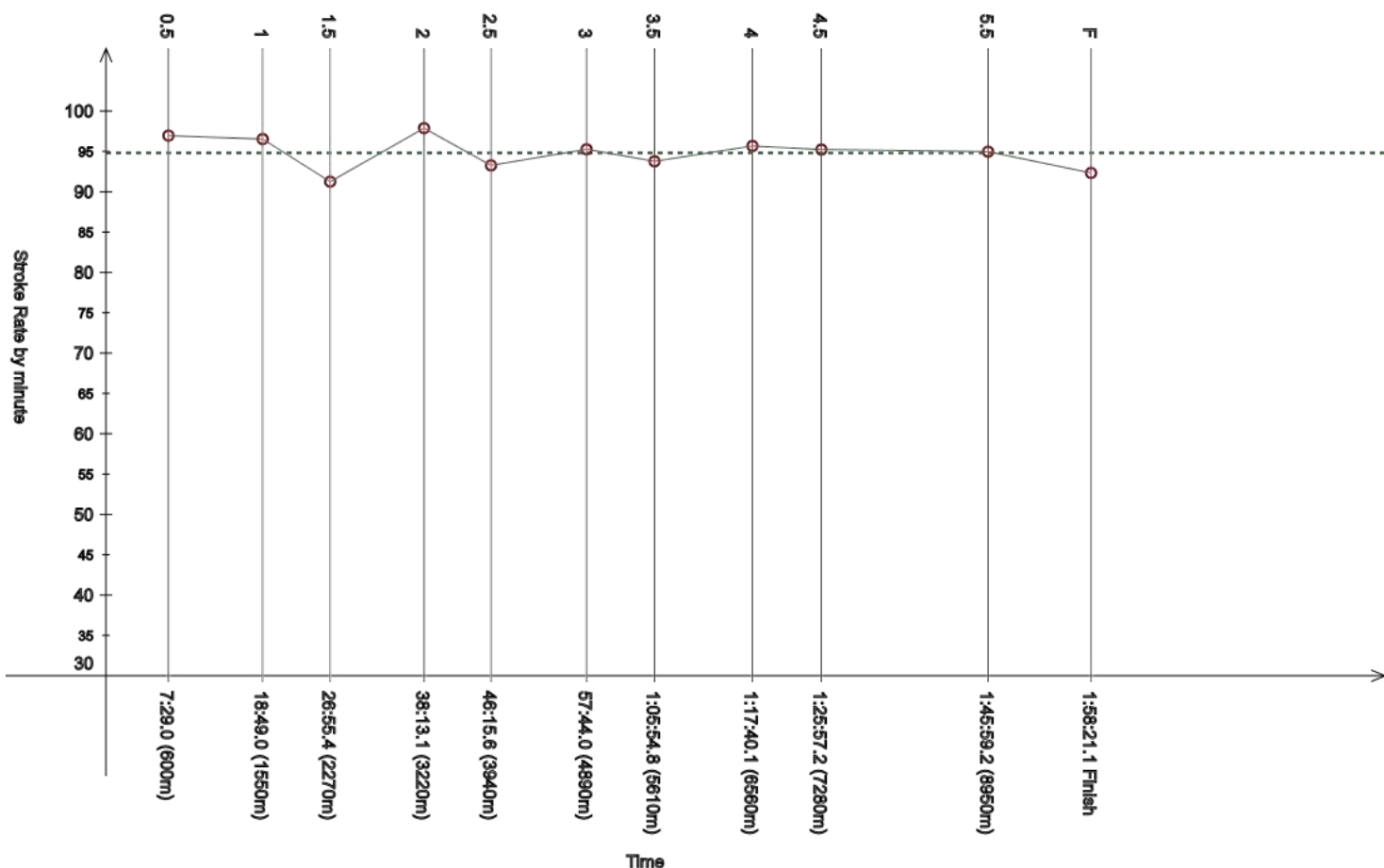
Women's 10km

Race Analysis

REVISED

3 FEB 15:10

Rank	Bib Name				NAT Code					Finish Time					Gap	
22	54 TADDEUCCI Geneva				ITA					1:58:21.1					+54.3	
Lap	Time	Rank	Gap	SPM	Lap	Time	Rank	Gap	SPM	Lap	Time	Rank	Gap	SPM	SPM	STC
0.5	7:29.0	(=24)	+10.0	97.0	1	18:49.0	(7)	+5.0	96.5	1.5	26:55.4	(2)	+7.1	91.3		
						11:20.0					8:06.4					
2	38:13.1	(4)	+6.7	97.9	2.5	46:15.6	(2)	+4.7	93.3	3	57:44.0	(3)	+5.0	95.3		
	11:17.7					8:02.5					11:28.4					
3.5	1:05:54.8	(4)	+4.9	93.8	4	1:17:40.1	(5)	+4.4	95.7	4.5	1:25:57.2	(4)	+0.5	95.2	94.8	11228
	8:10.8					11:45.3					8:17.1					
5	-	-	-	-	5.5	1:45:59.2	(20)	+10.0	95.0	F	1:58:21.1	(22)	+54.3	92.3		
	-					-					12:21.9					



Legend:	- Information not available	---- Stroke Rate Average	+ Gap or time behind	F Finish
SPM	Average strokes per minute	STC	Total strokes	

Official Timekeeping by OMEGA

Event 101

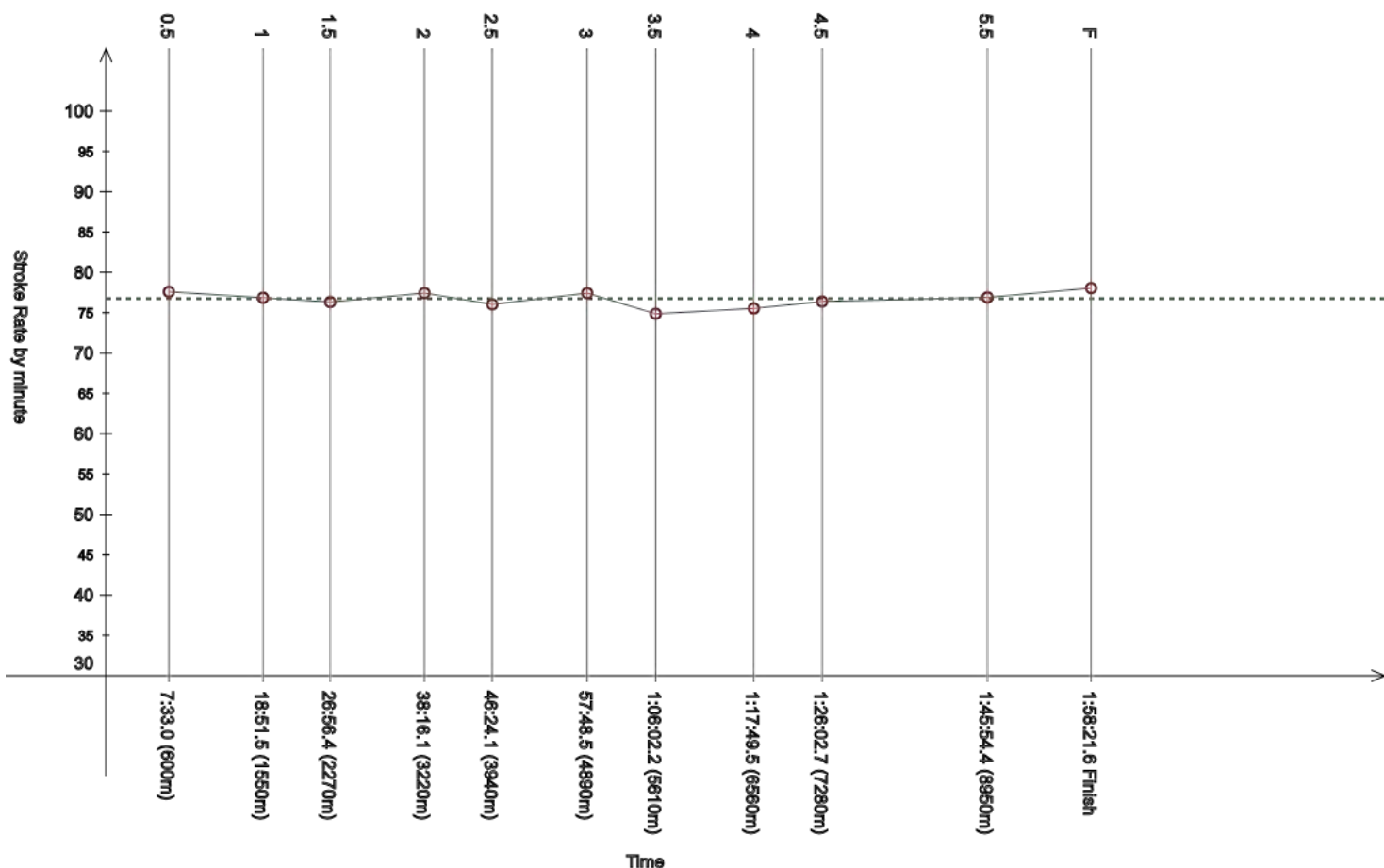
3 FEB 2024 - 10:30

Women's 10km

Race Analysis

REVISED
3 FEB 15:10

Rank	Bib	Name	NAT Code					Finish Time	Gap							
23	68	SANDOVAL Martha	MEX					1:58:21.6	+54.8							
Lap	Time	Rank	Gap	SPM	Lap	Time	Rank	Gap	SPM	Lap	Time	Rank	Gap	SPM	SPM	STC
0.5	7:33.0	(39)	+14.0	77.6	1	18:51.5	(12)	+7.5	76.9	1.5	26:56.4	(3)	+8.1	76.3		
						11:18.5					8:04.9					
2	38:16.1	(=7)	+9.7	77.4	2.5	46:24.1	(=13)	+13.2	76.0	3	57:48.5	(=10)	+9.5	77.4		
	11:19.7					8:08.0					11:24.4				76.8	9066
3.5	1:06:02.2	(11)	+12.3	74.9	4	1:17:49.5	(23)	+13.8	75.5	4.5	1:26:02.7	(=17)	+6.0	76.4		
	8:13.7					11:47.3					8:13.2					
5	-	-	-	-	5.5	1:45:54.4	(4)	+5.2	76.9	F	1:58:21.6	(23)	+54.8	78.1		
	-					-					12:27.2					



Legend:	- Information not available	---- Stroke Rate Average	+ Gap or time behind	F Finish
SPM	Average strokes per minute	STC	Total strokes	

Official Timekeeping by OMEGA

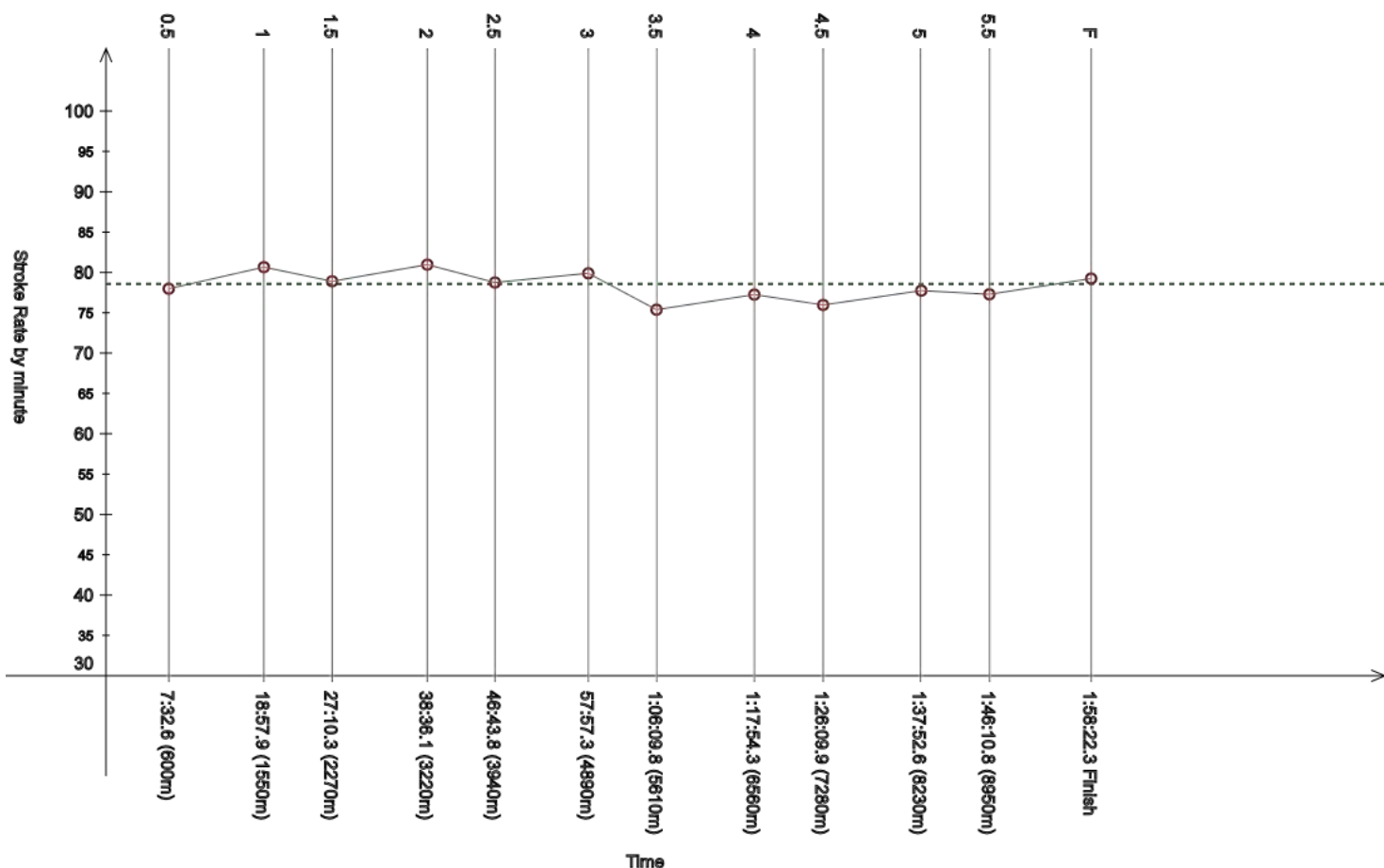
Event 101
3 FEB 2024 - 10:30

Women's 10km

Race Analysis

REVISED
3 FEB 15:10

Rank	Bib	Name	NAT Code							Finish Time	Gap					
24	42	FINLIN Emma	CAN							1:58:22.3	+55.5					
Lap	Time	Rank	Gap	SPM	Lap	Time	Rank	Gap	SPM	Lap	Time	Rank	Gap	SPM	SPM	STC
0.5	7:32.6	(37)	+13.6	78.0	1	18:57.9	(26)	+13.9	80.7	1.5	27:10.3	(41)	+22.0	78.9		
						11:25.3					8:12.4					
2	38:36.1	(29)	+29.7	81.0	2.5	46:43.8	(35)	+32.9	78.8	3	57:57.3	(29)	+18.3	79.9		
	11:25.8					8:07.7					11:13.5				78.6	9307
3.5	1:06:09.8	(=22)	+19.9	75.4	4	1:17:54.3	(=31)	+18.6	77.3	4.5	1:26:09.9	(28)	+13.2	76.0		
	8:12.5					11:44.5					8:15.6					
5	1:37:52.6	(1)		77.7	5.5	1:46:10.8	(=28)	+21.6	77.3	F	1:58:22.3	(24)	+55.5	79.2		
	11:42.7					8:18.2					12:11.5					



Legend:
 - - - - Stroke Rate Average + Gap or time behind F Finish SPM Average strokes per minute
 STC Total strokes

Official Timekeeping by OMEGA

Event 101
3 FEB 2024 - 10:30

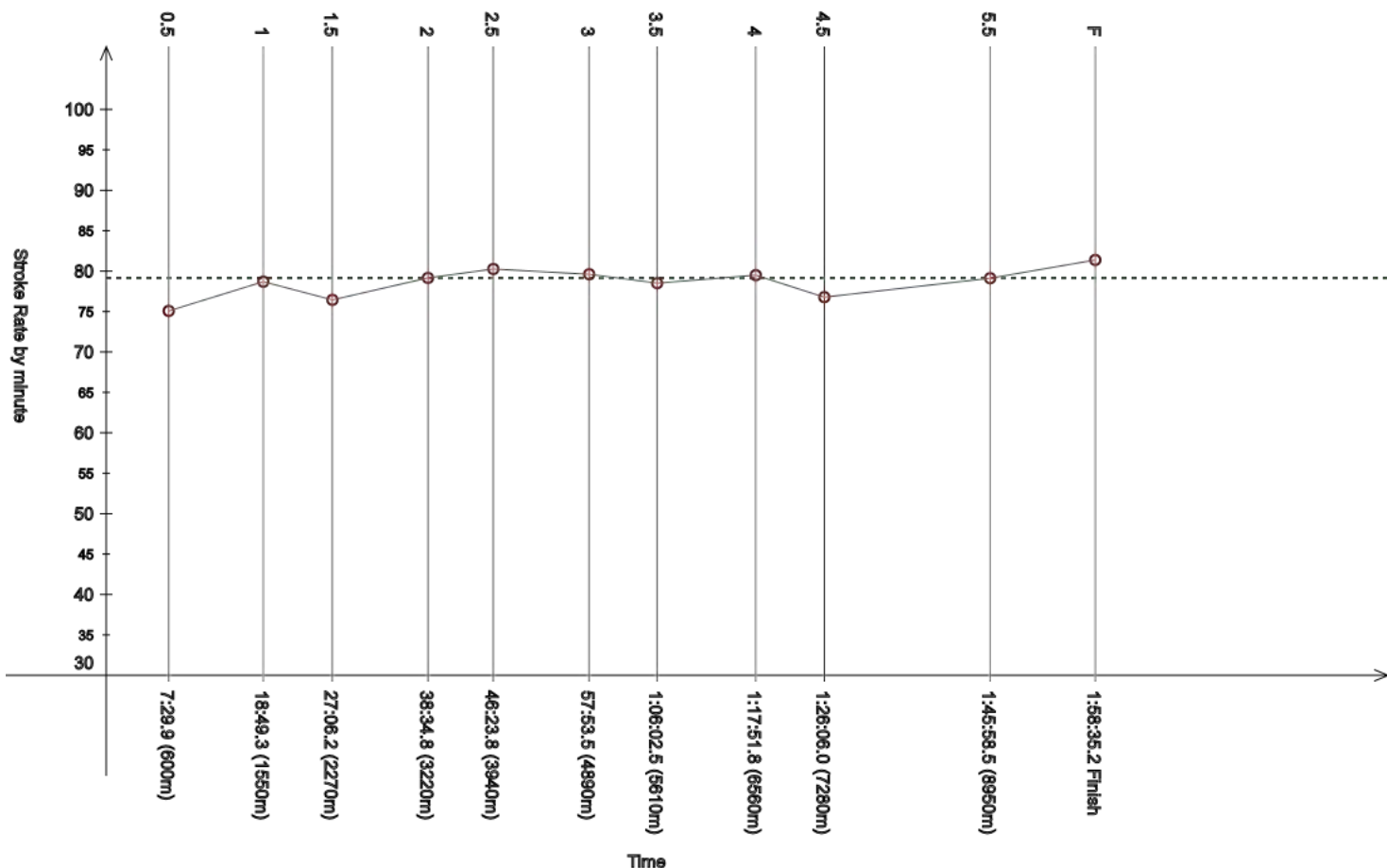
Women's 10km

Race Analysis

REVISED
3 FEB 15:10

Rank	Bib	Name	NAT Code	Finish Time	Gap
25	7	BRAMONT-ARIAS Maria	PER	1:58:35.2	+1:08.4

Lap	Time	Rank	Gap	SPM	Lap	Time	Rank	Gap	SPM	Lap	Time	Rank	Gap	SPM	SPM	STC
0.5	7:29.9	(=27)	+10.9	75.1	1	18:49.3	(8)	+5.3	78.7	1.5	27:06.2	(15)	+17.9	76.4		
						11:19.4					8:16.9					
2	38:34.8	(27)	+28.4	79.2	2.5	46:23.8	(12)	+12.9	80.3	3	57:53.5	(22)	+14.5	79.6		
	11:28.6					7:49.0					11:29.7					
3.5	1:06:02.5	(12)	+12.6	78.5	4	1:17:51.8	(26)	+16.1	79.5	4.5	1:26:06.0	(=22)	+9.3	76.8	79.1	9411
	8:09.0					11:49.3					8:14.2					
5	-	-	-	-	5.5	1:45:58.5	(17)	+9.3	79.1	F	1:58:35.2	(25)	++	81.4		
	-					-					12:36.7					



Legend:			
-	Information not available	----	Stroke Rate Average
+	Gap or time behind	++	One minute or more behind in split time
F	Finish	SPM	Average strokes per minute
STC	Total strokes		

Official Timekeeping by OMEGA

Event 101

3 FEB 2024 - 10:30

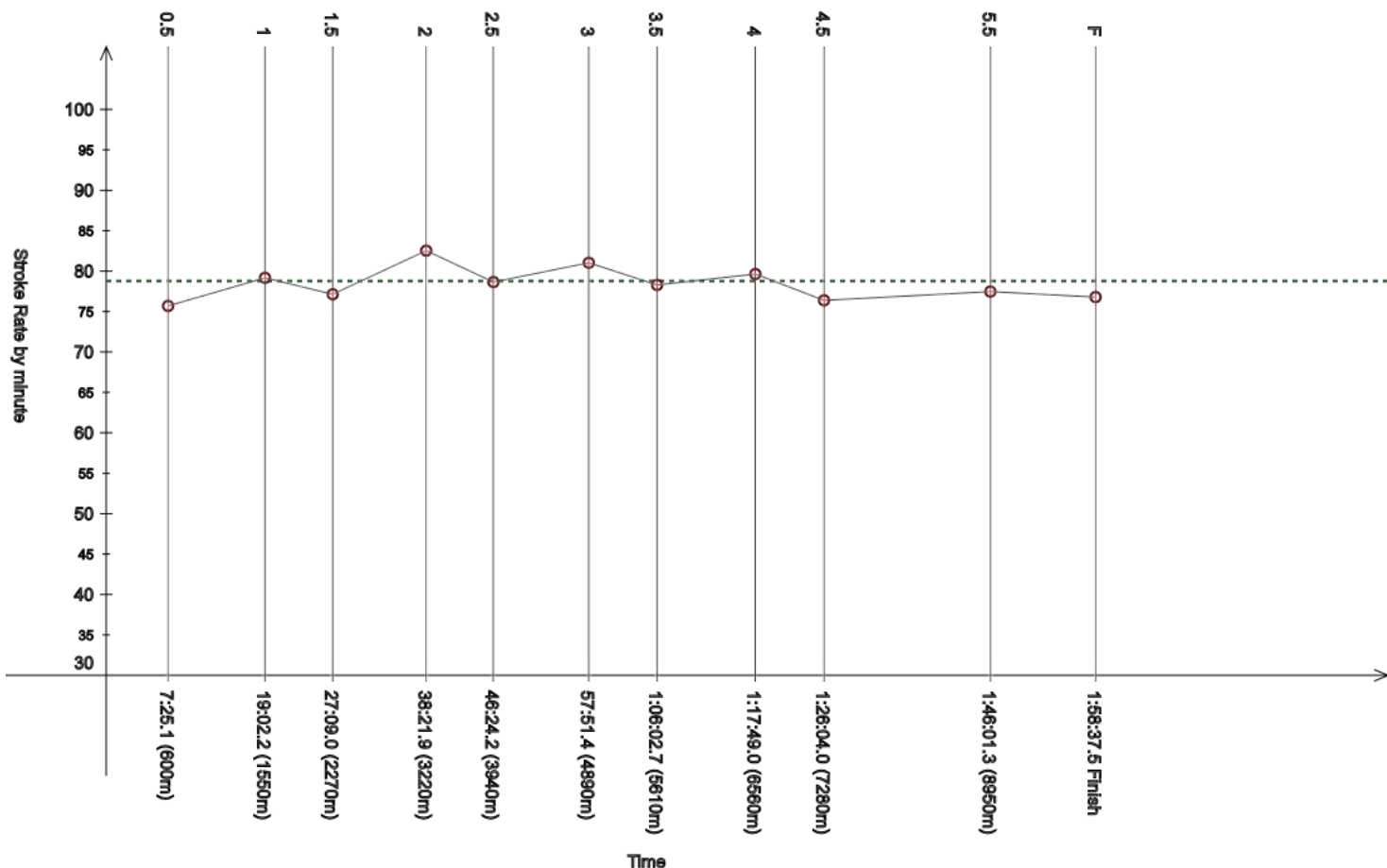
Women's 10km

Race Analysis

REVISED
3 FEB 15:10

Rank	Bib	Name	NAT Code	Finish Time	Gap
26	40	SZIMCSAK Mira	HUN	1:58:37.5	+1:10.7

Lap	Time	Rank	Gap	SPM	Lap	Time	Rank	Gap	SPM	Lap	Time	Rank	Gap	SPM	SPM	STC
0.5	7:25.1	(=9)	+6.1	75.7	1	19:02.2	(37)	+18.2	79.2	1.5	27:09.0	(=34)	+20.7	77.1		
						11:37.1					8:06.8					
2	38:21.9	(14)	+15.5	82.5	2.5	46:24.2	(15)	+13.3	78.7	3	57:51.4	(17)	+12.4	81.0		
	11:12.9					8:02.3					11:27.2				78.8	9399
3.5	1:06:02.7	(13)	+12.8	78.3	4	1:17:49.0	(22)	+13.3	79.6	4.5	1:26:04.0	(19)	+7.3	76.4		
	8:11.3					11:46.3					8:15.0					
5	-	-	-	-	5.5	1:46:01.3	(24)	+12.1	77.5	F	1:58:37.5	(26)	++	76.8		
	-					-					12:36.2					



Legend:			
-	Information not available	----	Stroke Rate Average
+	Gap or time behind	++	One minute or more behind in split time
F	Finish	SPM	Average strokes per minute
STC	Total strokes		

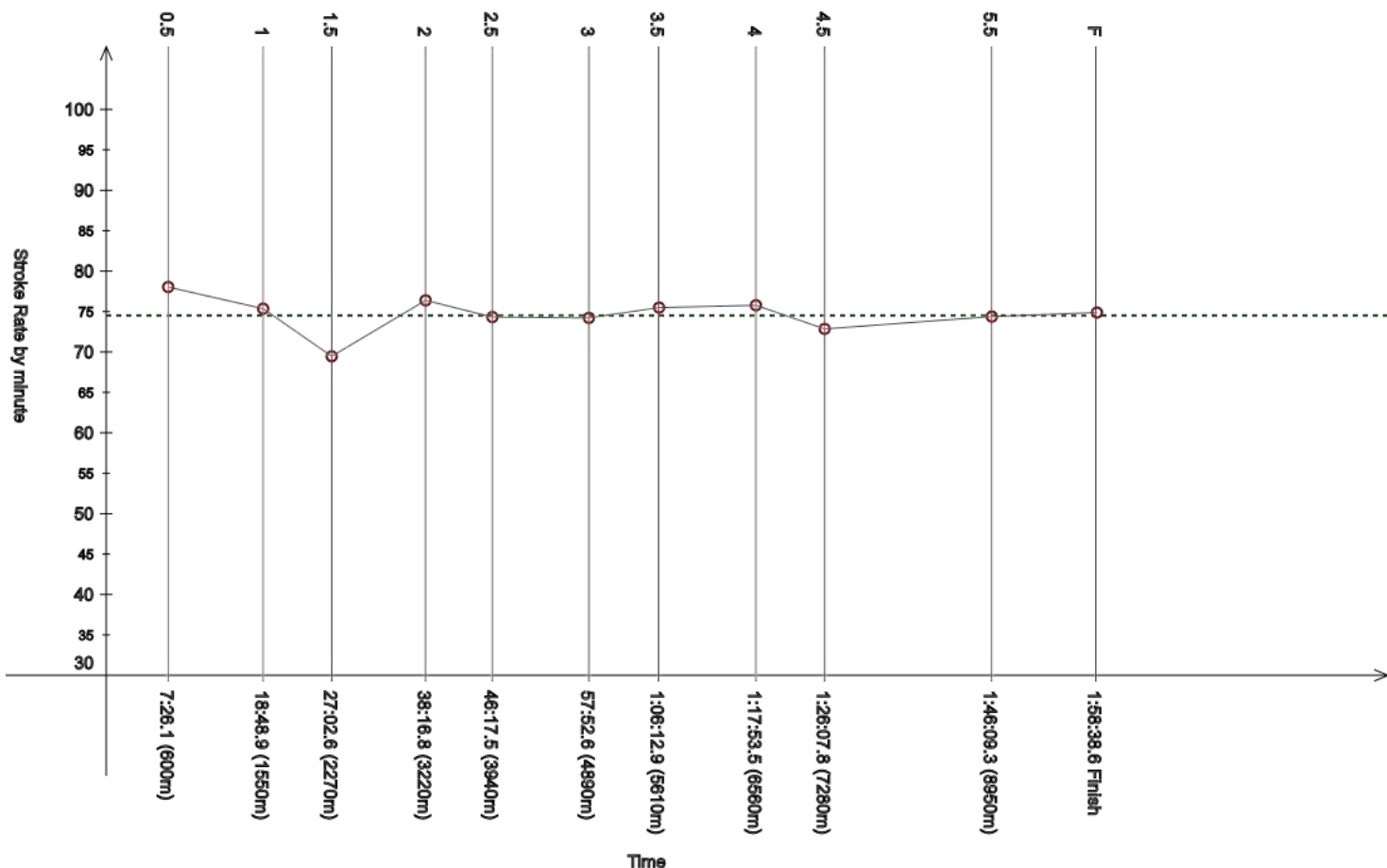
Official Timekeeping by OMEGA

Race Analysis

REVISED
3 FEB 15:10

Rank	Bib	Name	NAT Code	Finish Time	Gap
27	46	de JAGER Amica	RSA	1:58:38.6	+1:11.8

Lap	Time	Rank	Gap	SPM	Lap	Time	Rank	Gap	SPM	Lap	Time	Rank	Gap	SPM	SPM	STC
0.5	7:26.1	(13)	+7.1	78.0	1	18:48.9	(6)	+4.9	75.4	1.5	27:02.6	(12)	+14.3	69.5		
						11:22.8					8:13.7					
2	38:16.8	(10)	+10.4	76.4	2.5	46:17.5	(=4)	+6.6	74.3	3	57:52.6	(20)	+13.6	74.2		
	11:14.2					8:00.7					11:35.1				74.5	8892
3.5	1:06:12.9	(30)	+23.0	75.5	4	1:17:53.5	(29)	+17.8	75.8	4.5	1:26:07.8	(25)	+11.1	72.9		
	8:20.3					11:40.6					8:14.3					
5	-	-	-	-	5.5	1:46:09.3	(26)	+20.1	74.4	F	1:58:38.6	(27)	++	74.9		
	-					-					12:29.3					



Legend:			
-	Information not available	----	Stroke Rate Average
+	Gap or time behind	++	One minute or more behind in split time
F	Finish	SPM	Average strokes per minute
STC	Total strokes		

Official Timekeeping by OMEGA

Event 101

3 FEB 2024 - 10:30

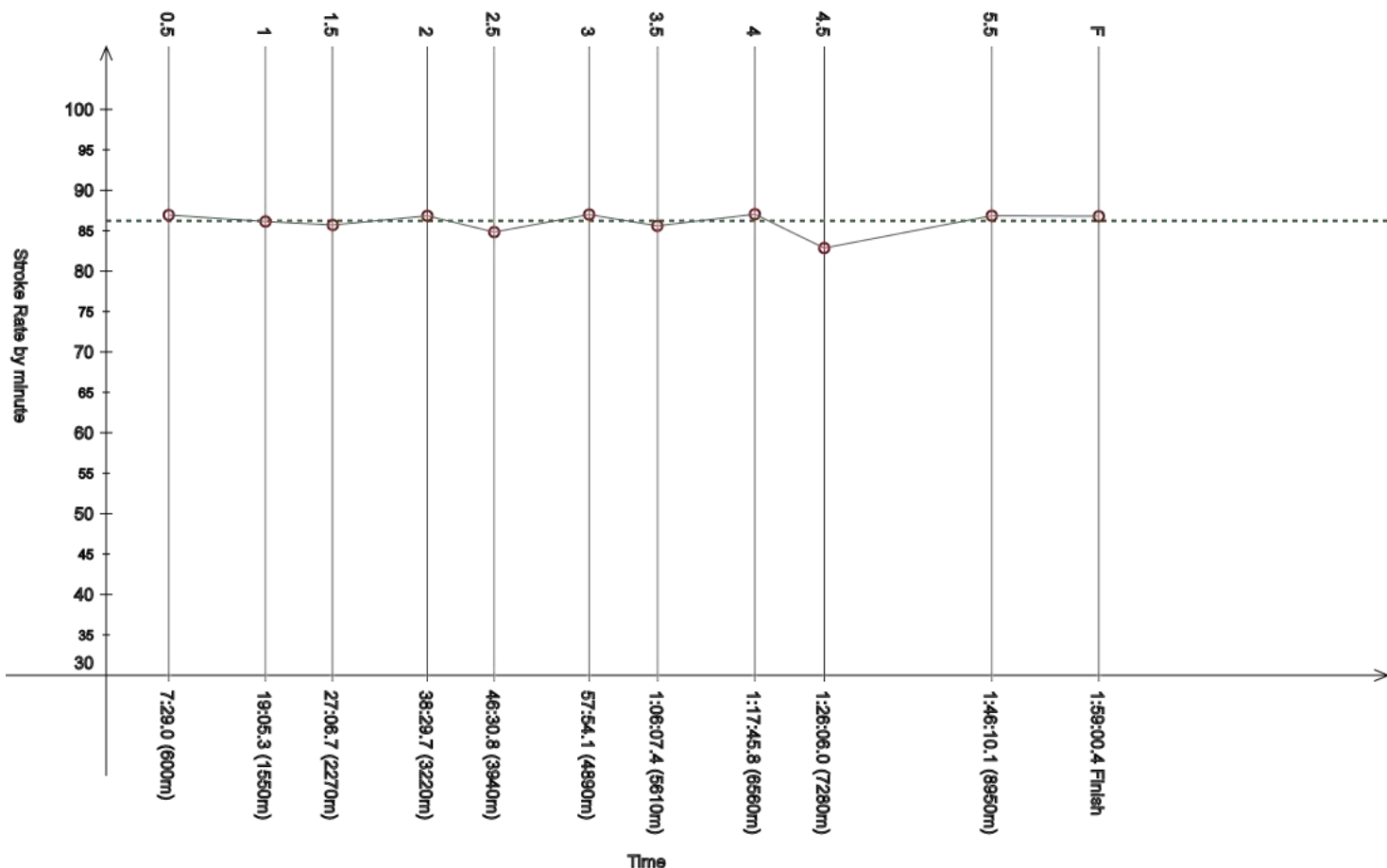
Women's 10km

Race Analysis

REVISED
3 FEB 15:10

Rank	Bib	Name	NAT Code	Finish Time	Gap
28	28	KEEGAN Amber	GBR	1:59:00.4	+1:33.6

Lap	Time	Rank	Gap	SPM	Lap	Time	Rank	Gap	SPM	Lap	Time	Rank	Gap	SPM	SPM	STC
0.5	7:29.0	(=24)	+10.0	86.9	1	19:05.3	(45)	+21.3	86.1	1.5	27:06.7	(=19)	+18.4	85.7		
						11:36.3					8:01.4					
2	38:29.7	(21)	+23.3	86.8	2.5	46:30.8	(22)	+19.9	84.8	3	57:54.1	(23)	+15.1	87.0		
	11:23.0					8:01.1					11:23.3					
3.5	1:06:07.4	(17)	+17.5	85.6	4	1:17:45.8	(15)	+10.1	87.0	4.5	1:26:06.0	(=22)	+9.3	82.9	86.2	10300
	8:13.3					11:38.4					8:20.2					
5	-	-	-	-	5.5	1:46:10.1	(27)	+20.9	86.9	F	1:59:00.4	(28)	++	86.8		
	-					-					12:50.3					



Legend:			
-	Information not available	---	Stroke Rate Average
+	Gap or time behind	++	One minute or more behind in split time
F	Finish	SPM	Average strokes per minute
STC	Total strokes		

Official Timekeeping by OMEGA

Event 101
3 FEB 2024 - 10:30

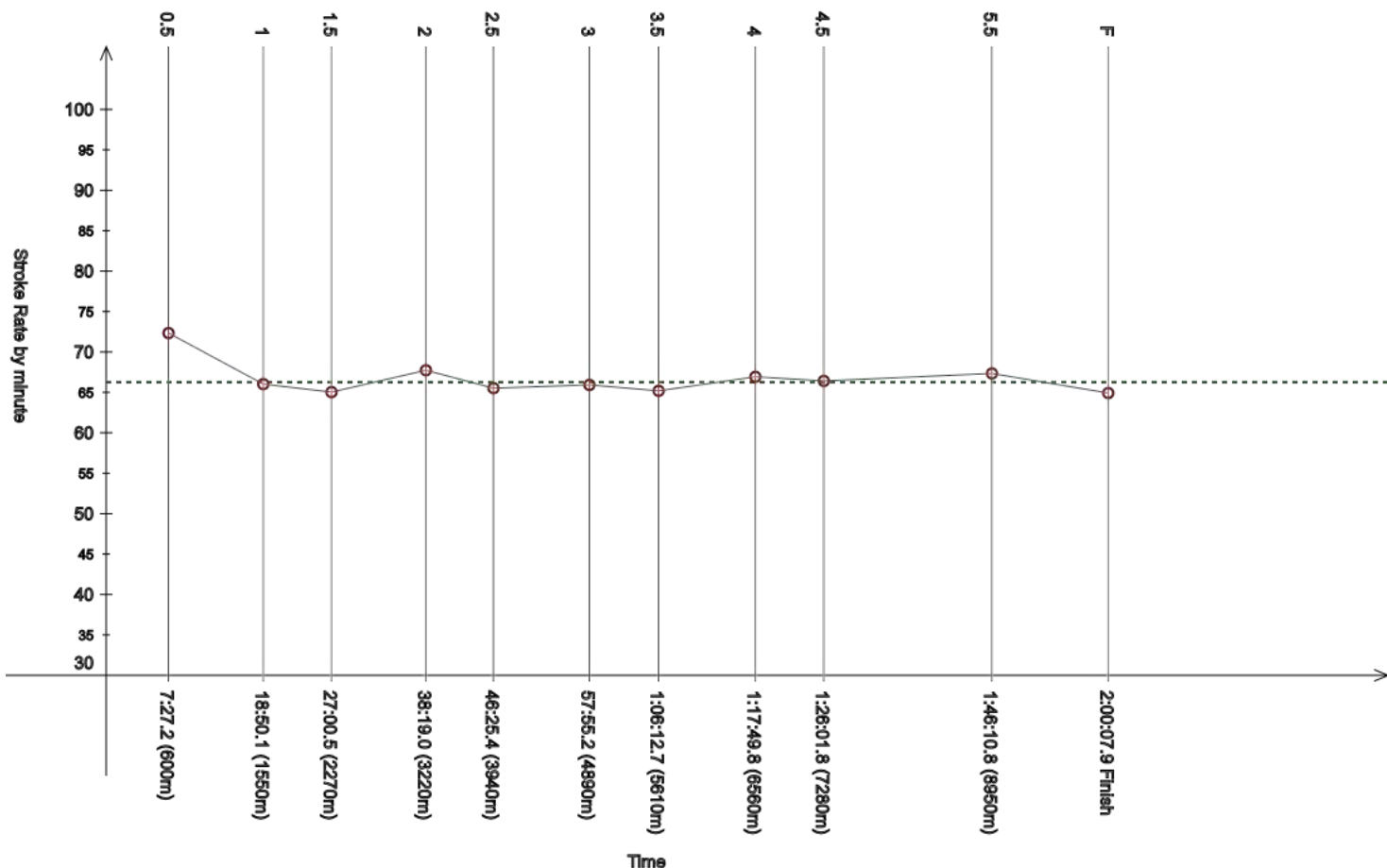
Women's 10km

Race Analysis

REVISED
3 FEB 15:10

Rank	Bib	Name	NAT Code	Finish Time	Gap
29	12	LOTTER Callan	RSA	2:00:07.9	+2:41.1

Lap	Time	Rank	Gap	SPM	Lap	Time	Rank	Gap	SPM	Lap	Time	Rank	Gap	SPM	SPM	STC
0.5	7:27.2	(18)	+8.2	72.3	1	18:50.1	(9)	+6.1	66.0	1.5	27:00.5	(=5)	+12.2	65.0		
						11:22.9					8:10.4					
2	38:19.0	(12)	+12.6	67.7	2.5 Y	46:25.4	(17)	+14.5	65.5	3	57:55.2	(26)	+16.2	65.9		
						8:06.4					11:29.8					
3.5	1:06:12.7	(29)	+22.8	65.2	4	1:17:49.8	(24)	+14.1	66.9	4.5	1:26:01.8	(15)	+5.1	66.4	66.3	7991
						11:37.1					8:12.0					
5	-	-	-	-	5.5	1:46:10.8	(=28)	+21.6	67.3	F	2:00:07.9	(29)	++	64.9		
						-					13:57.1					



Legend:			
-	Information not available	----	Stroke Rate Average
+	Gap or time behind	++	One minute or more behind in split time
F	Finish	SPM	Average strokes per minute
STC	Total strokes	Y	Yellow flag

Official Timekeeping by OMEGA

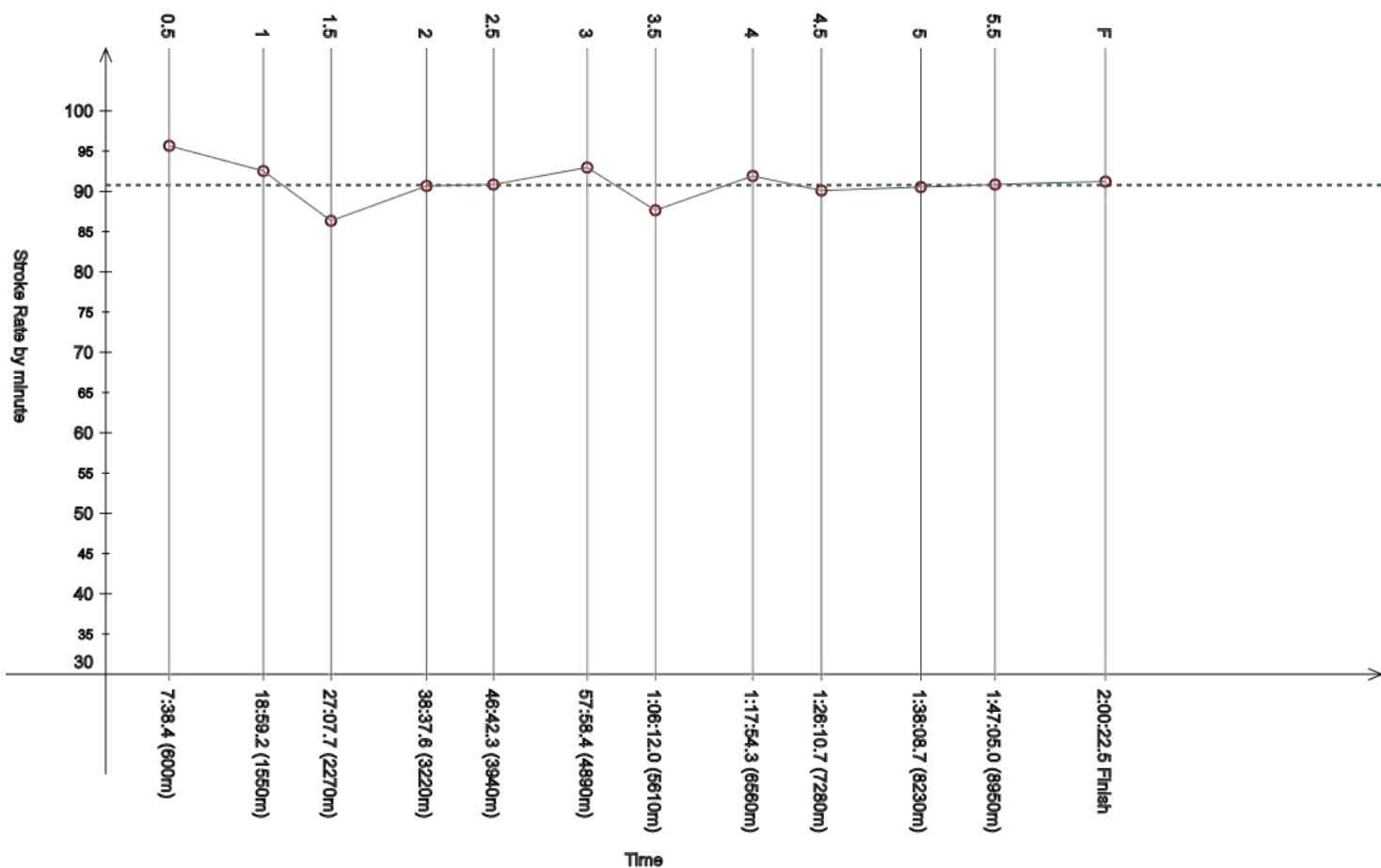
Event 101
3 FEB 2024 - 10:30

Women's 10km

Race Analysis

REVISED
3 FEB 15:10

Rank	Bib	Name	NAT Code							Finish Time	Gap					
30	70	PEREZ Paola	VEN							2:00:22.5	+2:55.7					
Lap	Time	Rank	Gap	SPM	Lap	Time	Rank	Gap	SPM	Lap	Time	Rank	Gap	SPM	SPM	STC
0.5	7:38.4	(55)	+19.4	95.7	1	18:59.2	(29)	+15.2	92.5	1.5	27:07.7	(26)	+19.4	86.3		
						11:20.8					8:08.5					
2	38:37.6	(=32)	+31.2	90.7	2.5	46:42.3	(34)	+31.4	90.8	3	57:58.4	(31)	+19.4	93.0		
	11:29.9					8:04.7					11:16.1					
3.5	1:06:12.0	(26)	+22.1	87.6	4	1:17:54.3	(=31)	+18.6	91.9	4.5	1:26:10.7	(31)	+14.0	90.1	90.8	10999
	8:13.6					11:42.3					8:16.4					
5	1:38:08.7	(2)	+16.1	90.5	5.5	1:47:05.0	(30)	++	90.8	F	2:00:22.5	(30)	++	91.2		
	11:58.0					8:56.3					13:17.5					



Legend:	---	Stroke Rate Average	+	Gap or time behind
	++	One minute or more behind in split time	F	Finish
	SPM	Average strokes per minute	STC	Total strokes

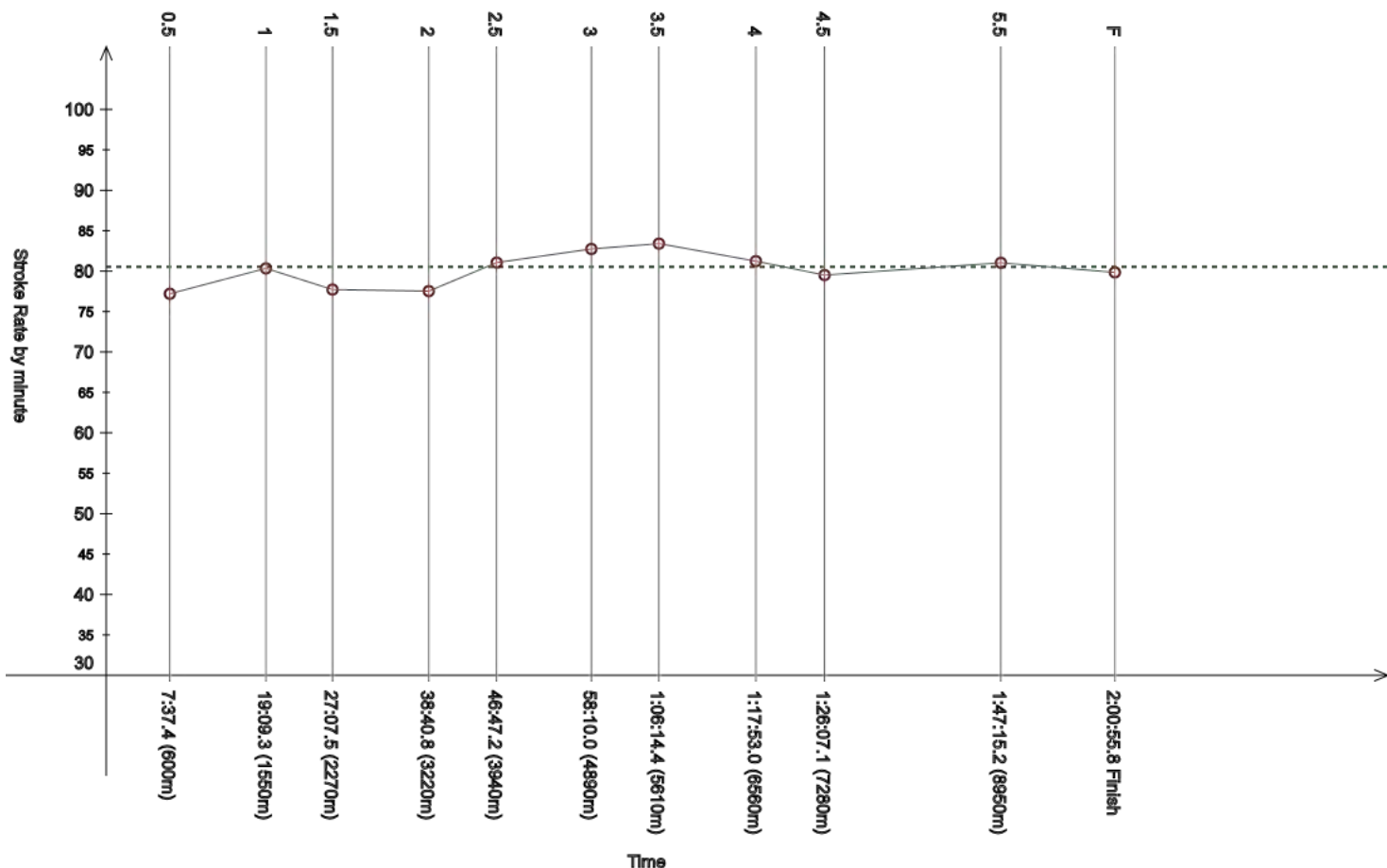
Official Timekeeping by OMEGA

Race Analysis

REVISED
3 FEB 15:10

Rank	Bib	Name	NAT Code	Finish Time	Gap
31	11	AREVALO Samantha	ECU	2:00:55.8	+3:29.0

Lap	Time	Rank	Gap	SPM	Lap	Time	Rank	Gap	SPM	Lap	Time	Rank	Gap	SPM	SPM	STC
0.5	7:37.4	(=52)	+18.4	77.2	1	19:09.3	(46)	+25.3	80.3	1.5	27:07.5	(25)	+19.2	77.7		
						11:31.9					7:58.2					
2	38:40.8	(36)	+34.4	77.5	2.5	46:47.2	(37)	+36.3	81.1	3	58:10.0	(33)	+31.0	82.7		
	11:33.3					8:06.4					11:22.8					
3.5	1:06:14.4	(=31)	+24.5	83.4	4	1:17:53.0	(28)	+17.3	81.2	4.5	1:26:07.1	(24)	+10.4	79.5	80.5	9749
	8:04.4					11:38.6					8:14.1					
5	-	-	-	-	5.5	1:47:15.2	(31)	++	81.0	F	2:00:55.8	(31)	++	79.8		
	-					-					13:40.6					



Legend:			
-	Information not available	----	Stroke Rate Average
+	Gap or time behind	++	One minute or more behind in split time
F	Finish	SPM	Average strokes per minute
STC	Total strokes		

Official Timekeeping by OMEGA

Event 101

3 FEB 2024 - 10:30

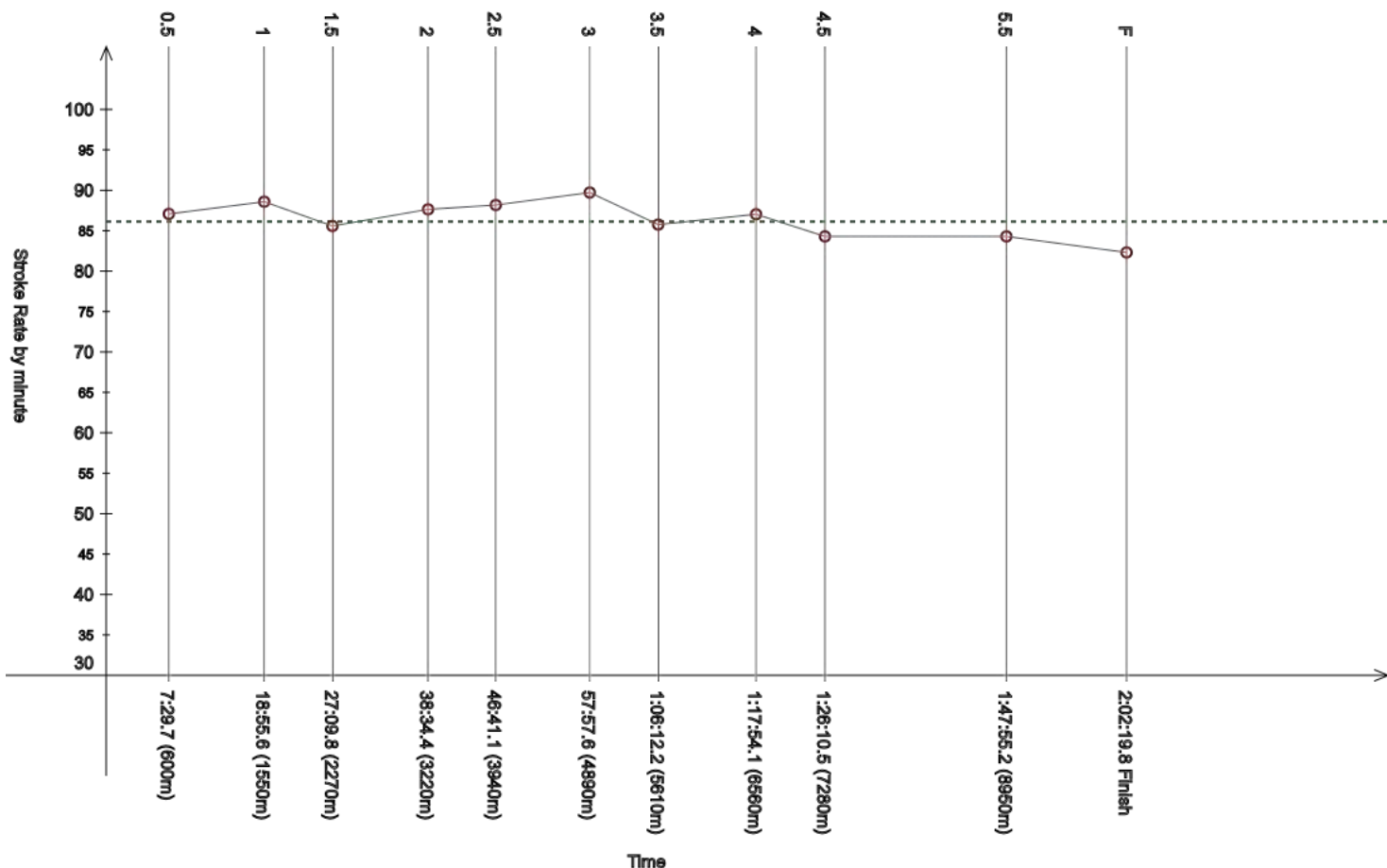
Women's 10km

Race Analysis

REVISED
3 FEB 15:10

Rank	Bib	Name	NAT Code	Finish Time	Gap
32	13	FABIAN Eva	ISR	2:02:19.8	+4:53.0

Lap	Time	Rank	Gap	SPM	Lap	Time	Rank	Gap	SPM	Lap	Time	Rank	Gap	SPM	SPM	STC
0.5	7:29.7	(26)	+10.7	87.1	1	18:55.6	(22)	+11.6	88.6	1.5	27:09.8	(39)	+21.5	85.6		
						11:25.9					8:14.2					
2	38:34.4	(26)	+28.0	87.6	2.5	46:41.1	(33)	+30.2	88.2	3	57:57.6	(30)	+18.6	89.7		
	11:24.6					8:06.7					11:16.5					
3.5	1:06:12.2	(27)	+22.3	85.8	4	1:17:54.1	(30)	+18.4	87.0	4.5	1:26:10.5	(30)	+13.8	84.3	86.1	10597
	8:14.6					11:41.9					8:16.4					
5	-	-	-	-	5.5	1:47:55.2	(32)	++	84.3	F	2:02:19.8	(32)	++	82.3		
	-					-					14:24.6					



Legend:	-	Information not available	----	Stroke Rate Average
	+	Gap or time behind	++	One minute or more behind in split time
	F	Finish	SPM	Average strokes per minute
	STC	Total strokes		

Official Timekeeping by OMEGA

Event 101

3 FEB 2024 - 10:30

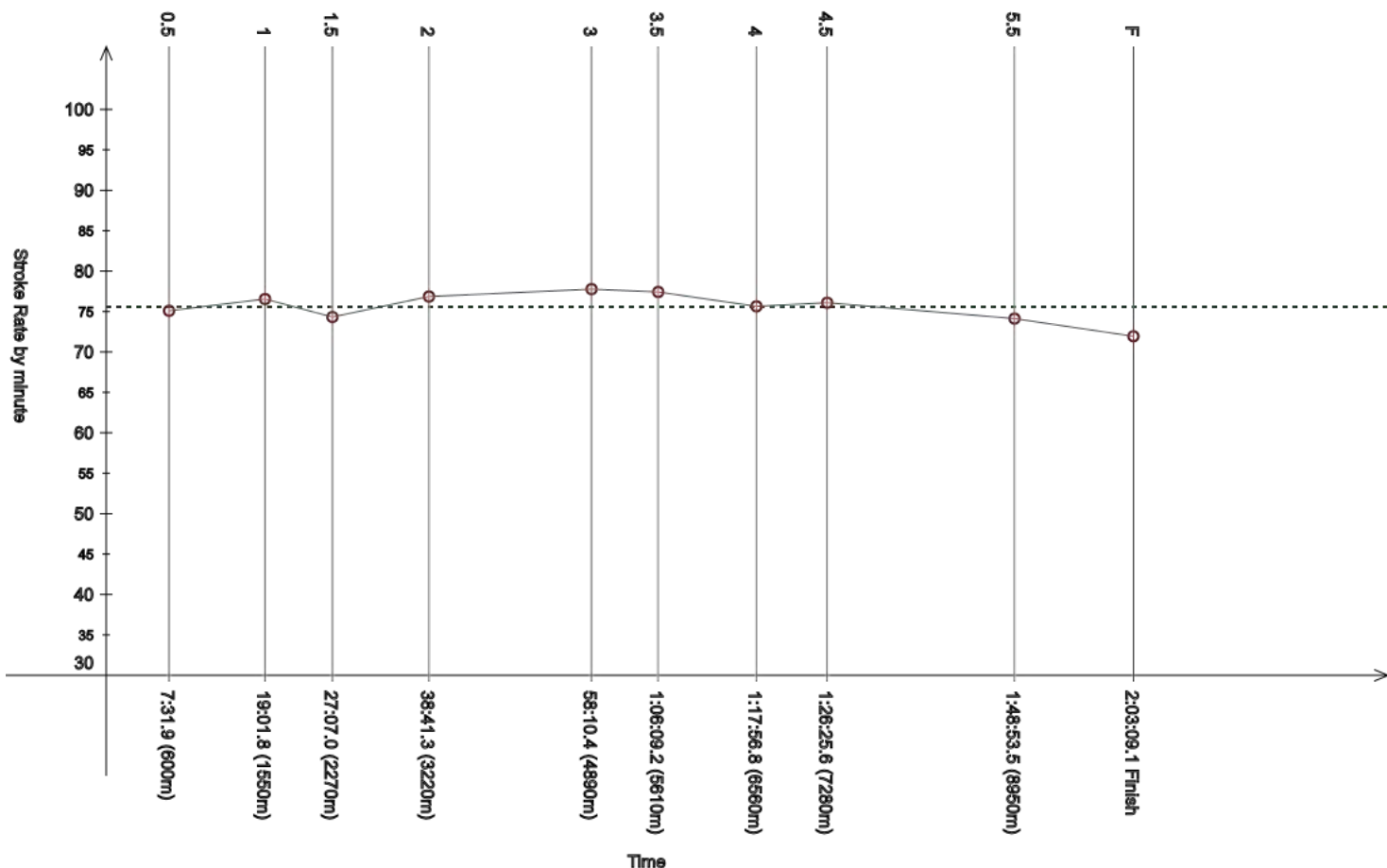
Women's 10km

Race Analysis

REVISED
3 FEB 15:10

Rank	Bib	Name	NAT Code	Finish Time	Gap
33	43	GIORDANINO Candela	ARG	2:03:09.1	+5:42.3

Lap	Time	Rank	Gap	SPM	Lap	Time	Rank	Gap	SPM	Lap	Time	Rank	Gap	SPM	SPM	STC
0.5	7:31.9	(36)	+12.9	75.1	1	19:01.8	(35)	+17.8	76.5	1.5	27:07.0	(22)	+18.7	74.3		
						11:29.9					8:05.2					
2	38:41.3	(37)	+34.9	76.9	2.5	-	-	-	-	3	58:10.4	(34)	+31.4	77.8		
	11:34.3					-					-					
3.5	1:06:09.2	(18)	+19.3	77.4	4	1:17:56.8	(33)	+21.1	75.6	4.5	1:26:25.6	(33)	+28.9	76.1	75.6	9345
	7:58.8					11:47.6					8:28.8					
5	-	-	-	-	5.5	1:48:53.5	(33)	++	74.1	F	2:03:09.1	(33)	++	71.9		
	-					-					14:15.6					



Legend:			
-	Information not available	----	Stroke Rate Average
+	Gap or time behind	++	One minute or more behind in split time
F	Finish	SPM	Average strokes per minute
STC	Total strokes		

Official Timekeeping by OMEGA

Event 101

3 FEB 2024 - 10:30

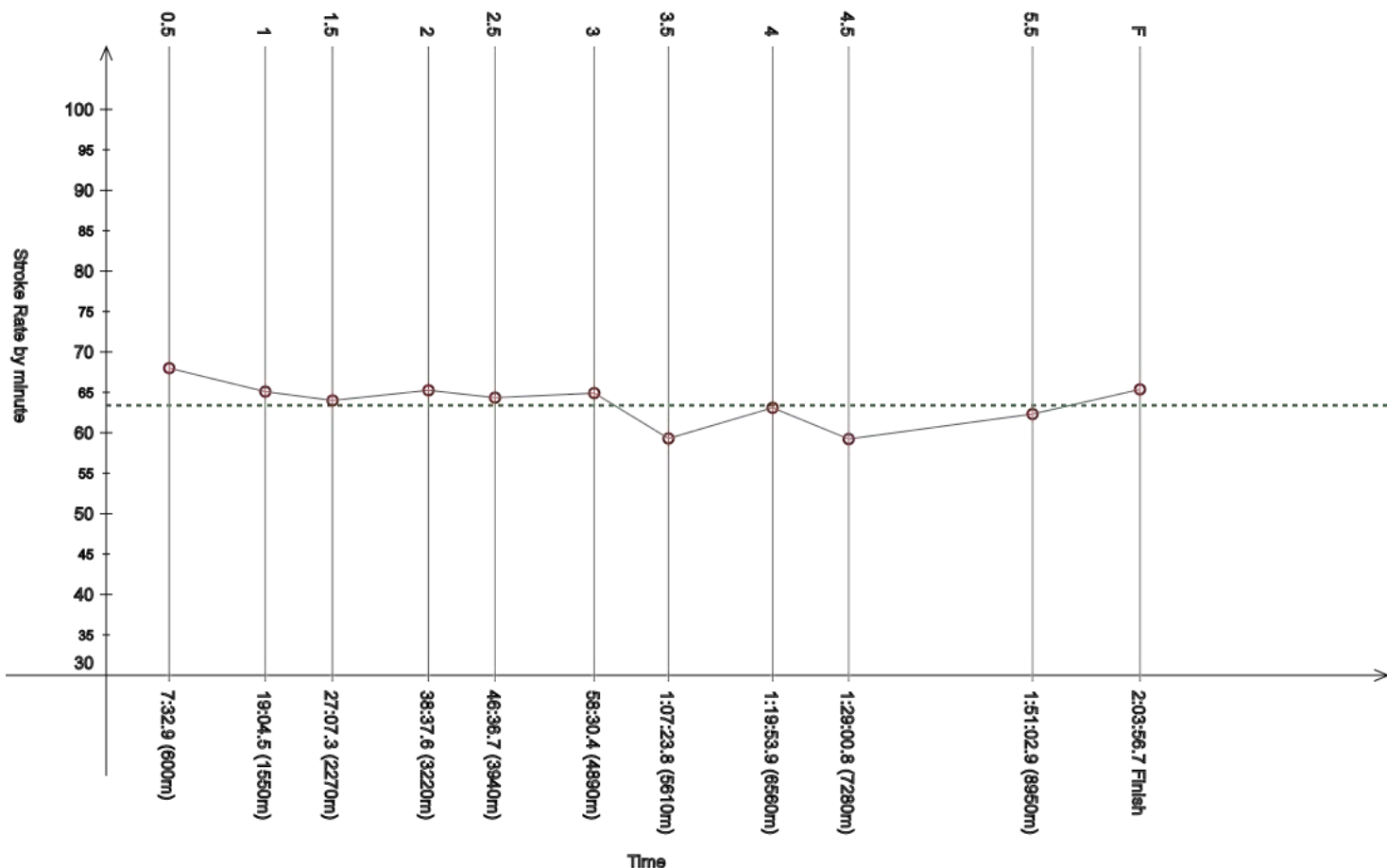
Women's 10km

Race Analysis

REVISED
3 FEB 15:10

Rank	Bib	Name	NAT Code	Finish Time	Gap
34	38	GIRLOANTA Eden	ISR	2:03:56.7	+6:29.9

Lap	Time	Rank	Gap	SPM	Lap	Time	Rank	Gap	SPM	Lap	Time	Rank	Gap	SPM	SPM	STC
0.5	7:32.9	(38)	+13.9	68.0	1	19:04.5	(44)	+20.5	65.1	1.5	27:07.3	(24)	+19.0	64.0		
						11:31.6					8:02.8					
2	38:37.6	(=32)	+31.2	65.3	2.5	46:36.7	(31)	+25.8	64.4	3	58:30.4	(38)	+51.4	64.9		
	11:30.3					7:59.1					11:53.7					
3.5	1:07:23.8	(38)	++	59.3	4	1:19:53.9	(40)	++	63.1	4.5	1:29:00.8	(39)	++	59.2	63.4	7917
	8:53.4					12:30.1					9:06.9					
5	-	-	-	-	5.5	1:51:02.9	(38)	++	62.3	F	2:03:56.7	(34)	++	65.4		
	-					-					12:53.8					



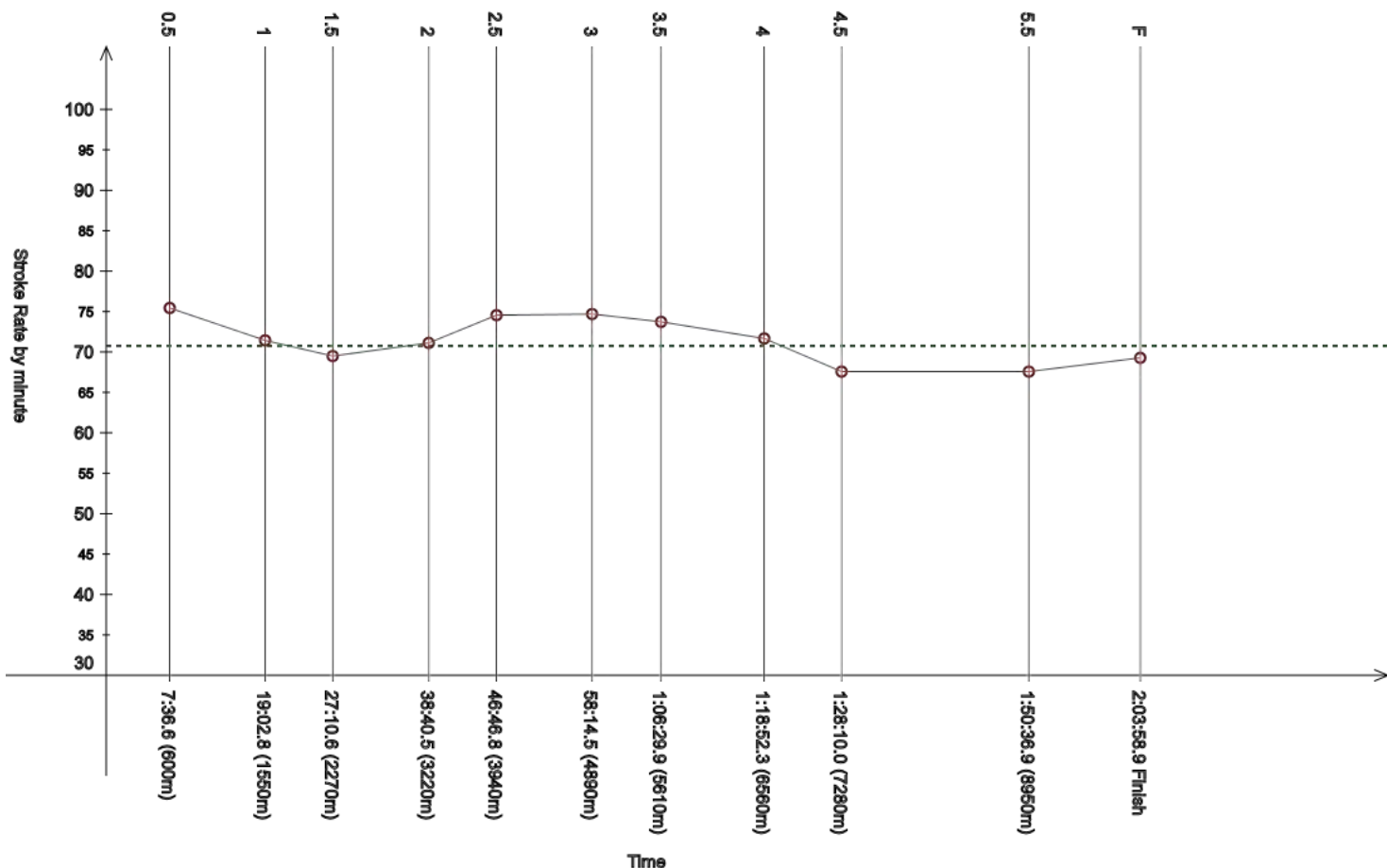
Legend:			
-	Information not available	---	Stroke Rate Average
+	Gap or time behind	++	One minute or more behind in split time
F	Finish	SPM	Average strokes per minute
STC	Total strokes		

Official Timekeeping by OMEGA

Race Analysis

REVISED
3 FEB 15:10

Rank	Bib	Name	NAT Code					Finish Time	Gap							
35	20	BENESOVA Alena	CZE					2:03:58.9	+6:32.1							
Lap	Time	Rank	Gap	SPM	Lap	Time	Rank	Gap	SPM	Lap	Time	Rank	Gap	SPM	SPM	STC
0.5	7:36.6	(50)	+17.6	75.4	1	19:02.8	(39)	+18.8	71.4	1.5	27:10.6	(42)	+22.3	69.5		
						11:26.2					8:07.8					
2	38:40.5	(35)	+34.1	71.1	2.5	46:46.8	(36)	+35.9	74.6	3	58:14.5	(37)	+35.5	74.7		
	11:29.9					8:06.3					11:27.7					
3.5	1:06:29.9	(34)	+40.0	73.7	4	1:18:52.3	(34)	++	71.7	4.5	1:28:10.0	(35)	++	67.6	70.7	8778
	8:15.4					12:22.4					9:17.7					
5	-	-	-	-	5.5	1:50:36.9	(34)	++	67.6	F	2:03:58.9	(35)	++	69.3		
	-					-					13:22.0					



Legend:	- Information not available	---- Stroke Rate Average
	+ Gap or time behind	++ One minute or more behind in split time
	F Finish	SPM Average strokes per minute
	STC Total strokes	

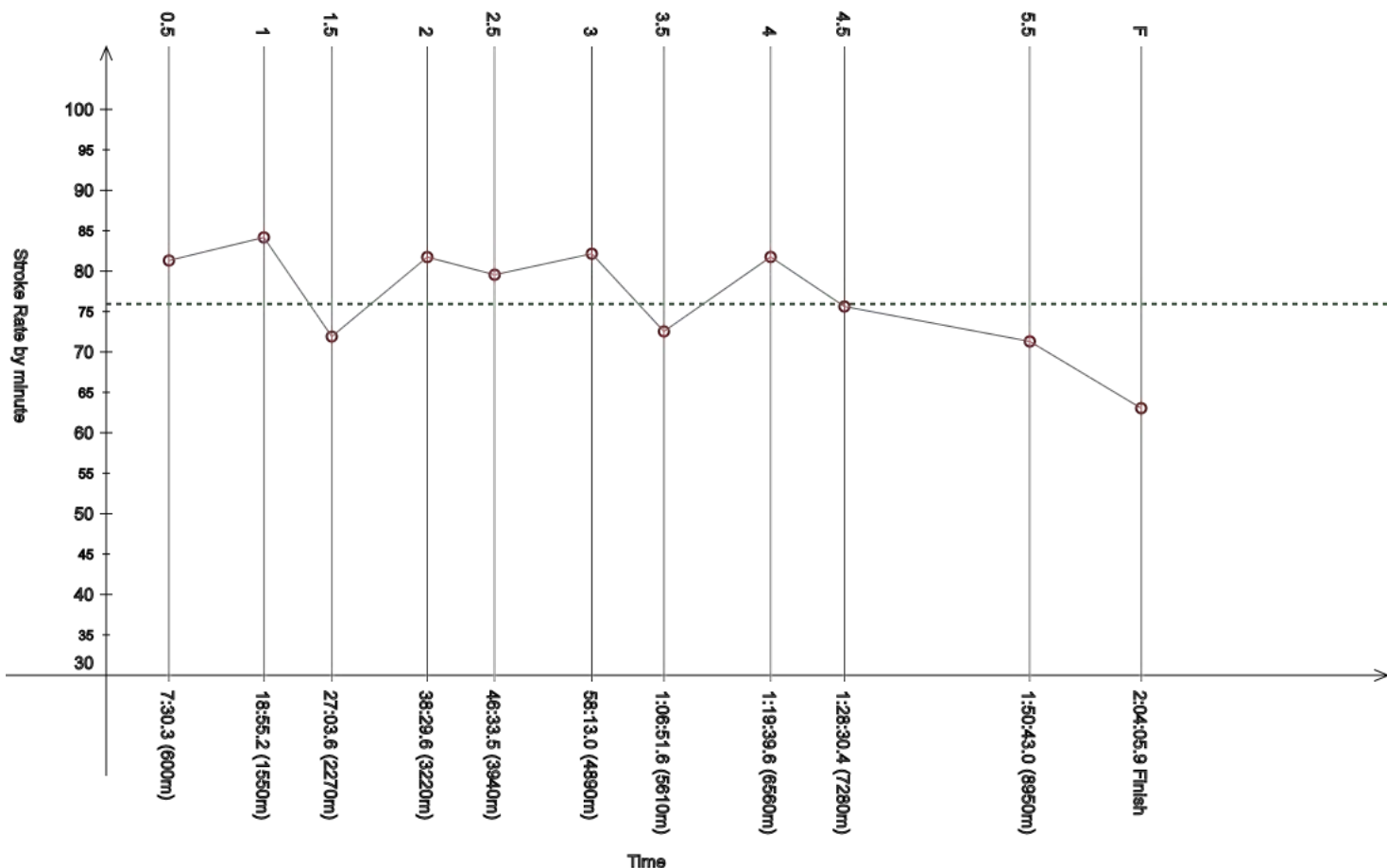
Official Timekeeping by OMEGA

Race Analysis

REVISED
3 FEB 15:10

Rank	Bib	Name	NAT Code	Finish Time	Gap
36	66	MAKRI Georgia	GRE	2:04:05.9	+6:39.1

Lap	Time	Rank	Gap	SPM	Lap	Time	Rank	Gap	SPM	Lap	Time	Rank	Gap	SPM	SPM	STC
0.5	7:30.3	(30)	+11.3	81.3	1	18:55.2	(21)	+11.2	84.2	1.5	27:03.6	(13)	+15.3	71.9		
						11:24.9					8:08.4					
2	38:29.6	(20)	+23.2	81.7	2.5	46:33.5	(=27)	+22.6	79.6	3	58:13.0	(35)	+34.0	82.2		
	11:26.0					8:03.9					11:39.5				75.9	9464
3.5	1:06:51.6	(36)	++	72.5	4	1:19:39.6	(38)	++	81.8	4.5	1:28:30.4	(37)	++	75.6		
	8:38.6					12:48.0					8:50.8					
5	-	-	-	-	5.5	1:50:43.0	(35)	++	71.3	F	2:04:05.9	(36)	++	63.0		
	-					-					13:22.9					



Legend:			
-	Information not available	----	Stroke Rate Average
+	Gap or time behind	++	One minute or more behind in split time
F	Finish	SPM	Average strokes per minute
STC	Total strokes		

Official Timekeeping by OMEGA

Event 101

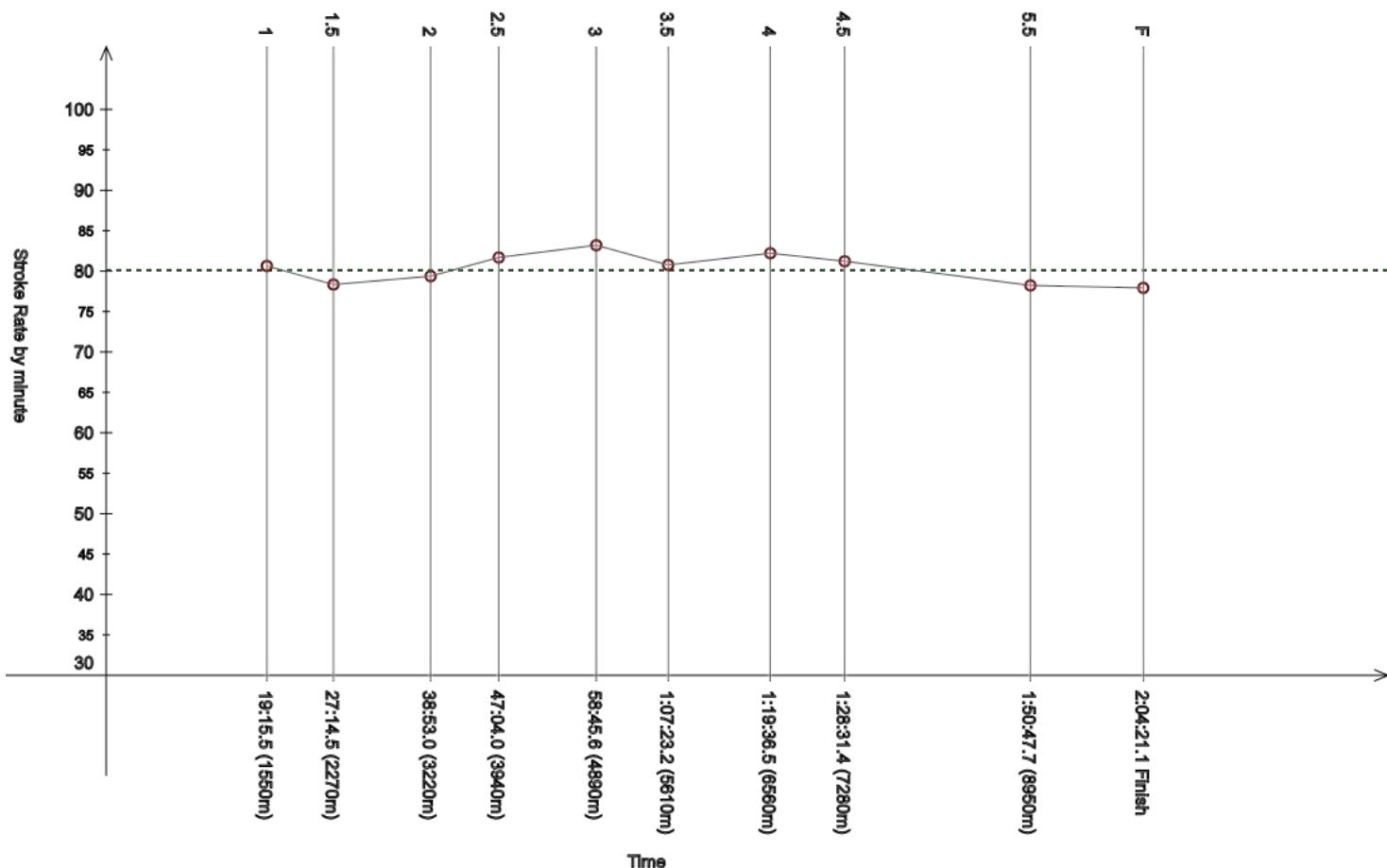
3 FEB 2024 - 10:30

Women's 10km

Race Analysis

REVISED
3 FEB 15:10

Rank	Bib	Name	NAT Code					Finish Time	Gap							
37	30	XIN Xin	CHN					2:04:21.1	+6:54.3							
Lap	Time	Rank	Gap	SPM	Lap	Time	Rank	Gap	SPM	Lap	Time	Rank	Gap	SPM	SPM	STC
0.5	-	-	-	-	1	19:15.5	(47)	+31.5	80.6	1.5	27:14.5	(46)	+26.2	78.3		
						-					7:59.0					
2	38:53.0	(46)	+46.6	79.4	2.5	47:04.0	(39)	+53.1	81.7	3	58:45.6	(39)	++	83.2		
	11:38.5					8:11.0					11:41.6					
3.5	1:07:23.2	(37)	++	80.8	4	1:19:36.5	(37)	++	82.2	4.5	1:28:31.4	(38)	++	81.2	80.1	9908
	8:37.6					12:13.3					8:54.9					
5	-	-	-	-	5.5	1:50:47.7	(37)	++	78.2	F	2:04:21.1	(37)	++	77.9		
	-					-					13:33.4					



Legend:			
-	Information not available	----	Stroke Rate Average
+	Gap or time behind	++	One minute or more behind in split time
F	Finish	SPM	Average strokes per minute
STC	Total strokes		

Official Timekeeping by OMEGA

Event 101

3 FEB 2024 - 10:30

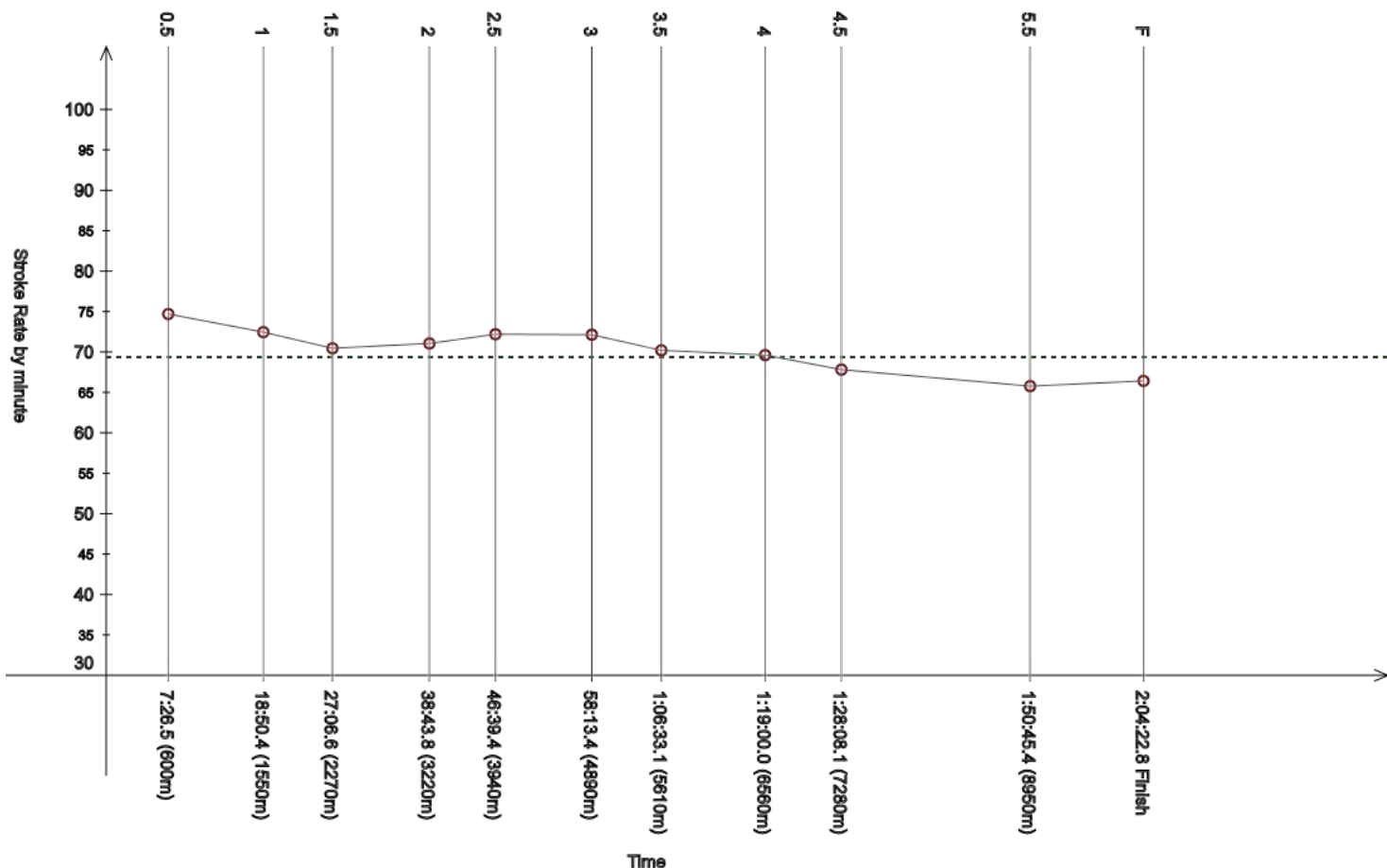
Women's 10km

Race Analysis

REVISED
3 FEB 15:10

Rank	Bib	Name	NAT Code	Finish Time	Gap
38	26	LIEW Li-Shan Chantal	SGP	2:04:22.8	+6:56.0

Lap	Time	Rank	Gap	SPM	Lap	Time	Rank	Gap	SPM	Lap	Time	Rank	Gap	SPM	SPM	STC
0.5	7:26.5	(=14)	+7.5	74.7	1	18:50.4	(10)	+6.4	72.5	1.5	27:06.6	(18)	+18.3	70.5		
						11:23.9					8:16.2					
2	38:43.8	(38)	+37.4	71.1	2.5	46:39.4	(32)	+28.5	72.2	3	58:13.4	(36)	+34.4	72.1		
	11:37.2					7:55.6					11:34.0					
3.5	1:06:33.1	(35)	+43.2	70.2	4	1:19:00.0	(36)	++	69.6	4.5	1:28:08.1	(34)	++	67.8	69.4	8657
	8:19.7					12:26.9					9:08.1					
5	-	-	-	-	5.5	1:50:45.4	(36)	++	65.8	F	2:04:22.8	(38)	++	66.4		
	-					-					13:37.4					



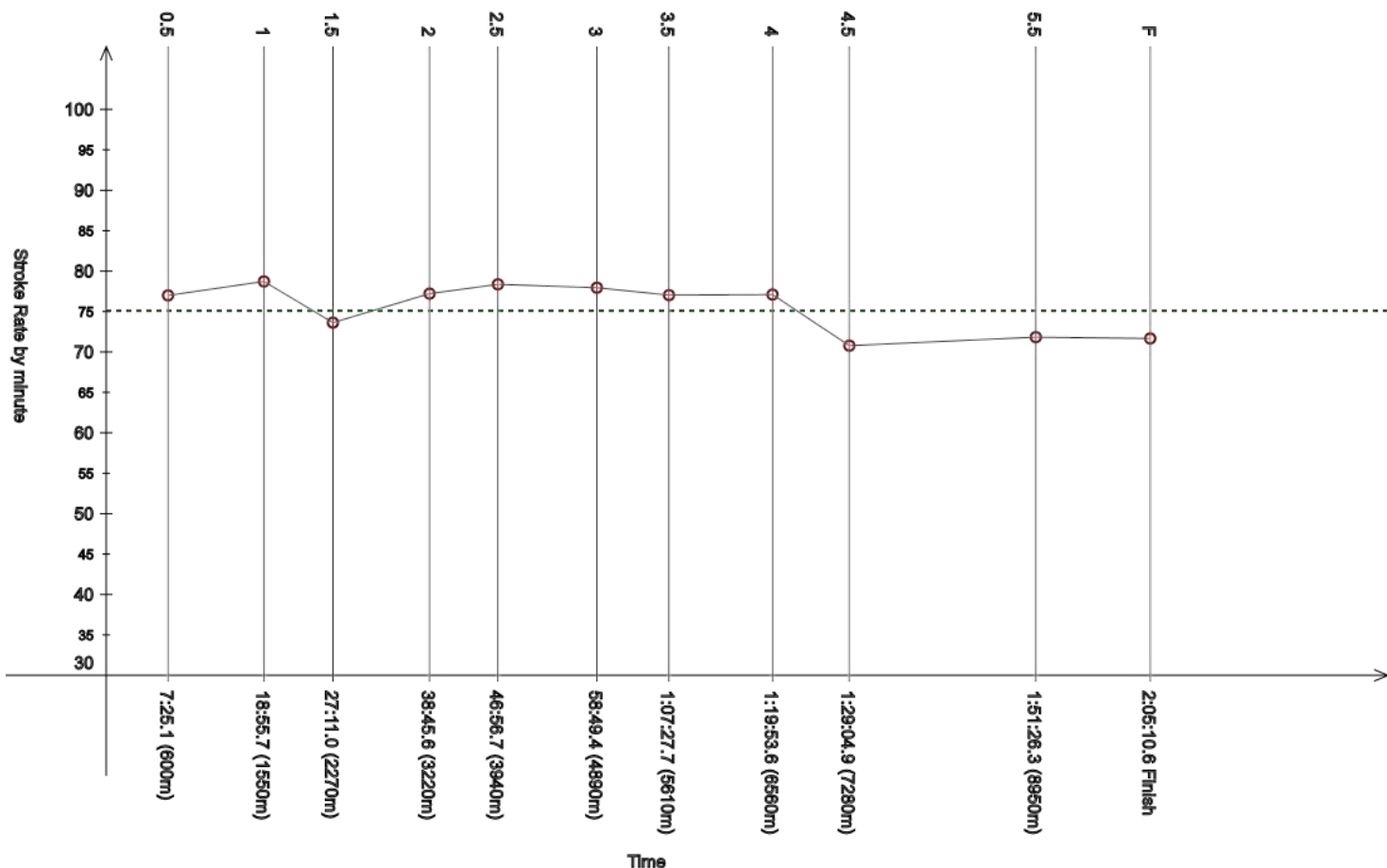
Legend:			
-	Information not available	----	Stroke Rate Average
+	Gap or time behind	++	One minute or more behind in split time
F	Finish	SPM	Average strokes per minute
STC	Total strokes		

Official Timekeeping by OMEGA

Race Analysis

REVISED
3 FEB 15:10

Rank	Bib	Name	NAT Code					Finish Time	Gap							
39	48	NIP Tsz Yin	HKG					2:05:10.6	+7:43.8							
Lap	Time	Rank	Gap	SPM	Lap	Time	Rank	Gap	SPM	Lap	Time	Rank	Gap	SPM	SPM	STC
0.5	7:25.1	(=9)	+6.1	77.0	1	18:55.7	(23)	+11.7	78.7	1.5	27:11.0	(43)	+22.7	73.6		
						11:30.6					8:15.3					
2	38:45.6	(39)	+39.2	77.2	2.5	46:56.7	(38)	+45.8	78.4	3	58:49.4	(40)	++	78.0		
	11:34.6					8:11.1					11:52.7					
3.5	1:07:27.7	(39)	++	77.0	4	1:19:53.6	(39)	++	77.1	4.5	1:29:04.9	(40)	++	70.8		
	8:38.3					12:25.9					9:11.3				75.1	9431
5	-	-	-	-	5.5	1:51:26.3	(39)	++	71.8	F	2:05:10.6	(39)	++	71.7		
	-					-					13:44.3					



Legend:			
-	Information not available	----	Stroke Rate Average
+	Gap or time behind	++	One minute or more behind in split time
F	Finish	SPM	Average strokes per minute
STC	Total strokes		

Official Timekeeping by OMEGA

Event 101
3 FEB 2024 - 10:30

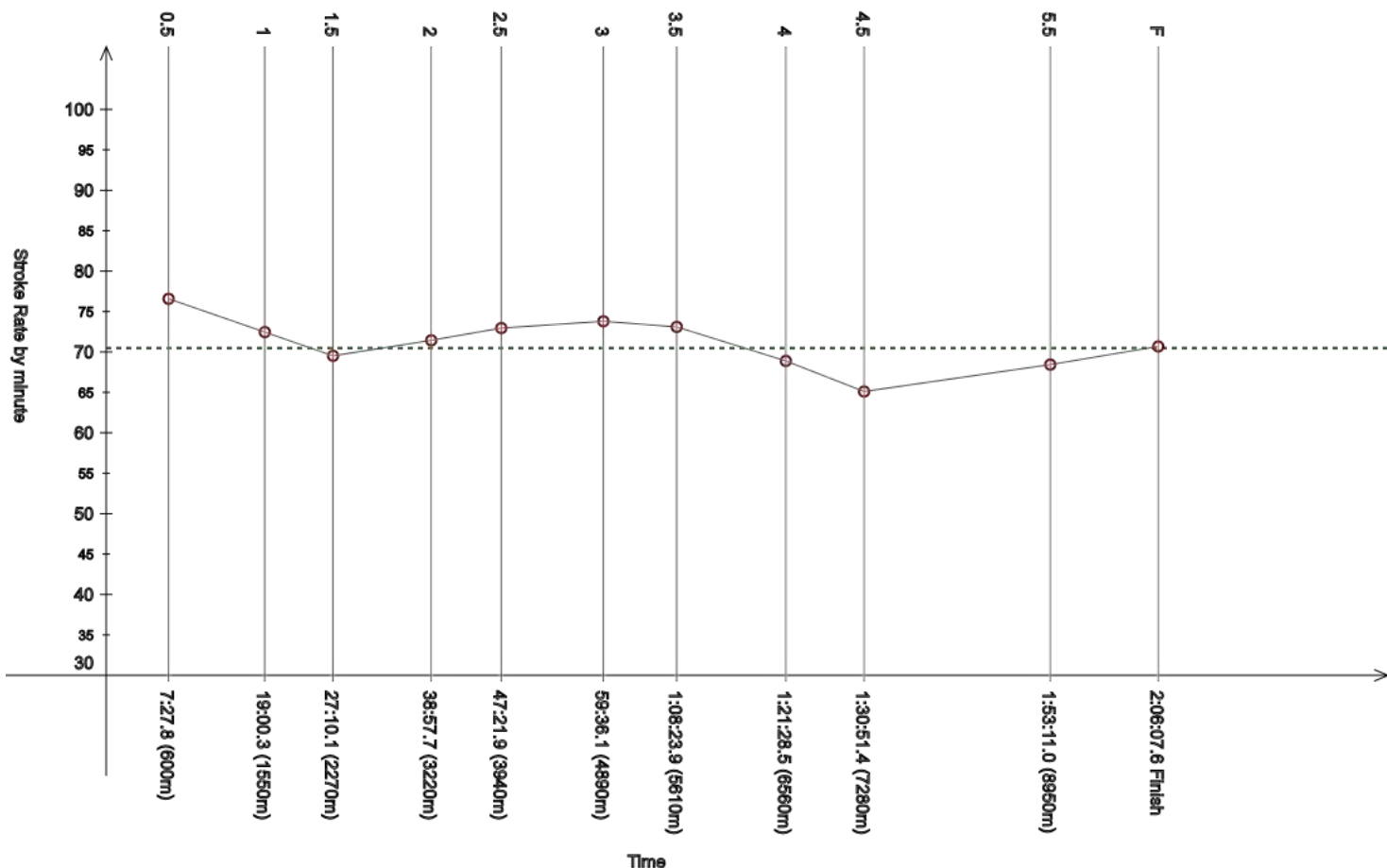
Women's 10km

Race Analysis

REVISED

3 FEB 15:10

Rank	Bib	Name	NAT Code							Finish Time	Gap					
40	60	MAO Yihan	CHN							2:06:07.6	+8:40.8					
Lap	Time	Rank	Gap	SPM	Lap	Time	Rank	Gap	SPM	Lap	Time	Rank	Gap	SPM	SPM	STC
0.5	7:27.8	(21)	+8.8	76.6	1	19:00.3	(31)	+16.3	72.5	1.5	27:10.1	(40)	+21.8	69.5		
						11:32.5					8:09.8					
2	38:57.7	(47)	+51.3	71.4	2.5	47:21.9	(44)	++	73.0	3	59:36.1	(41)	++	73.8		
	11:47.6					8:24.2					12:14.2					
3.5	1:08:23.9	(40)	++	73.1	4	1:21:28.5	(44)	++	68.9	4.5	1:30:51.4	(45)	++	65.1	70.5	8957
	8:47.8					13:04.6					9:22.9					
5	-	-	-	-	5.5	1:53:11.0	(45)	++	68.4	F	2:06:07.6	(40)	++	70.7		
	-					-					12:56.6					



Legend:	- Information not available	---- Stroke Rate Average
	+ Gap or time behind	++ One minute or more behind in split time
	F Finish	SPM Average strokes per minute
	STC Total strokes	

Official Timekeeping by OMEGA

Event 101

3 FEB 2024 - 10:30

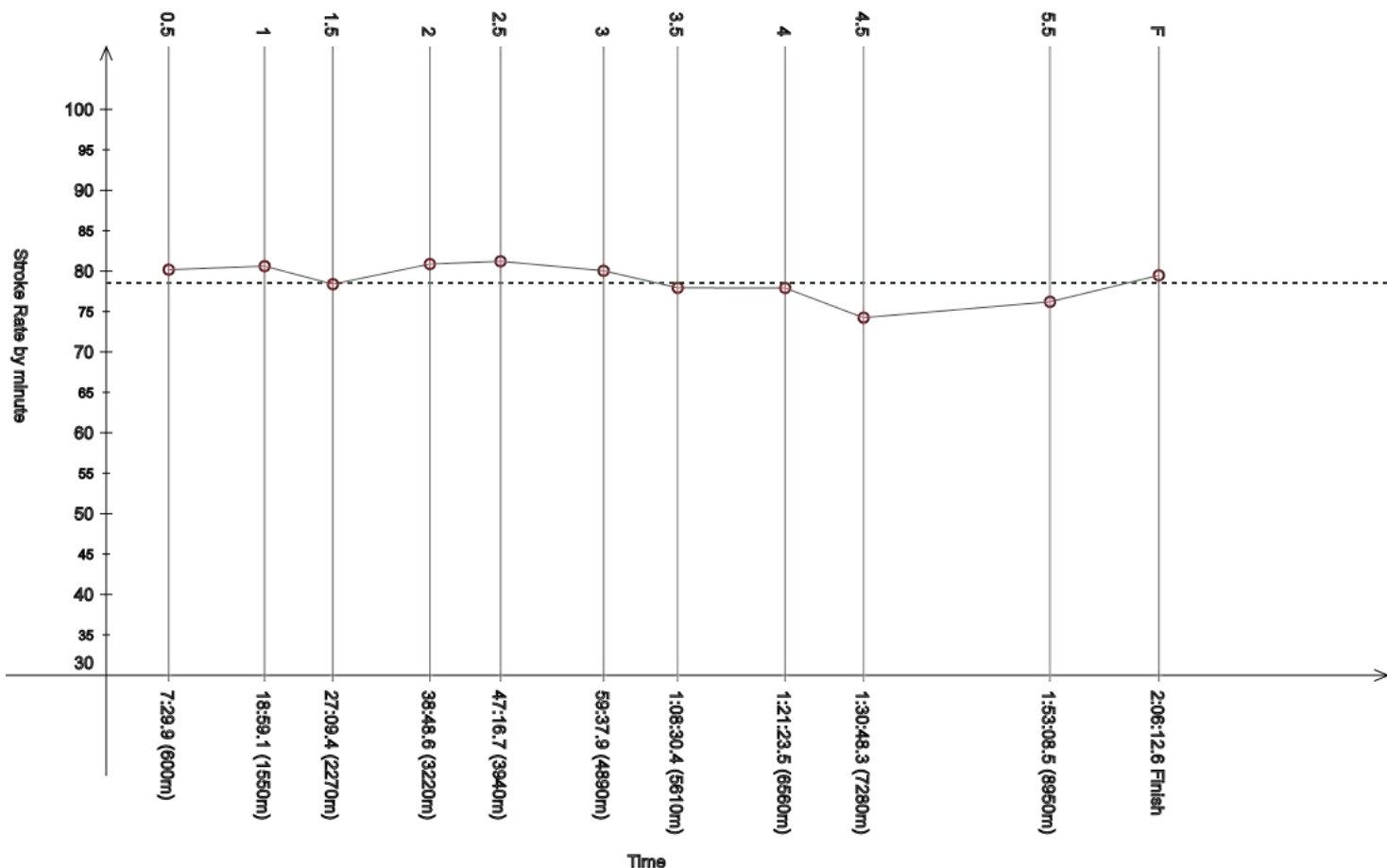
Women's 10km

Race Analysis

REVISED
3 FEB 15:10

Rank	Bib	Name	NAT Code	Finish Time	Gap
41	61	PAVLACKA Lenka	CZE	2:06:12.6	+8:45.8

Lap	Time	Rank	Gap	SPM	Lap	Time	Rank	Gap	SPM	Lap	Time	Rank	Gap	SPM	SPM	STC
0.5	7:29.9	(=27)	+10.9	80.2	1	18:59.1	(28)	+15.1	80.6	1.5	27:09.4	(37)	+21.1	78.4		
						11:29.2					8:10.3					
2	38:48.6	(43)	+42.2	80.9	2.5	47:16.7	(=42)	++	81.2	3	59:37.9	(42)	++	80.0		
	11:39.2					8:28.1					12:21.2					
3.5	1:08:30.4	(43)	++	77.9	4	1:21:23.5	(41)	++	77.9	4.5	1:30:48.3	(42)	++	74.2	78.5	9975
	8:52.5					12:53.1					9:24.8					
5	-	-	-	-	5.5	1:53:08.5	(44)	++	76.2	F	2:06:12.6	(41)	++	79.5		
	-					-					13:04.1					



Legend:	-	Information not available	----	Stroke Rate Average
	+	Gap or time behind	++	One minute or more behind in split time
	F	Finish	SPM	Average strokes per minute
	STC	Total strokes		

Official Timekeeping by OMEGA

Event 101

3 FEB 2024 - 10:30

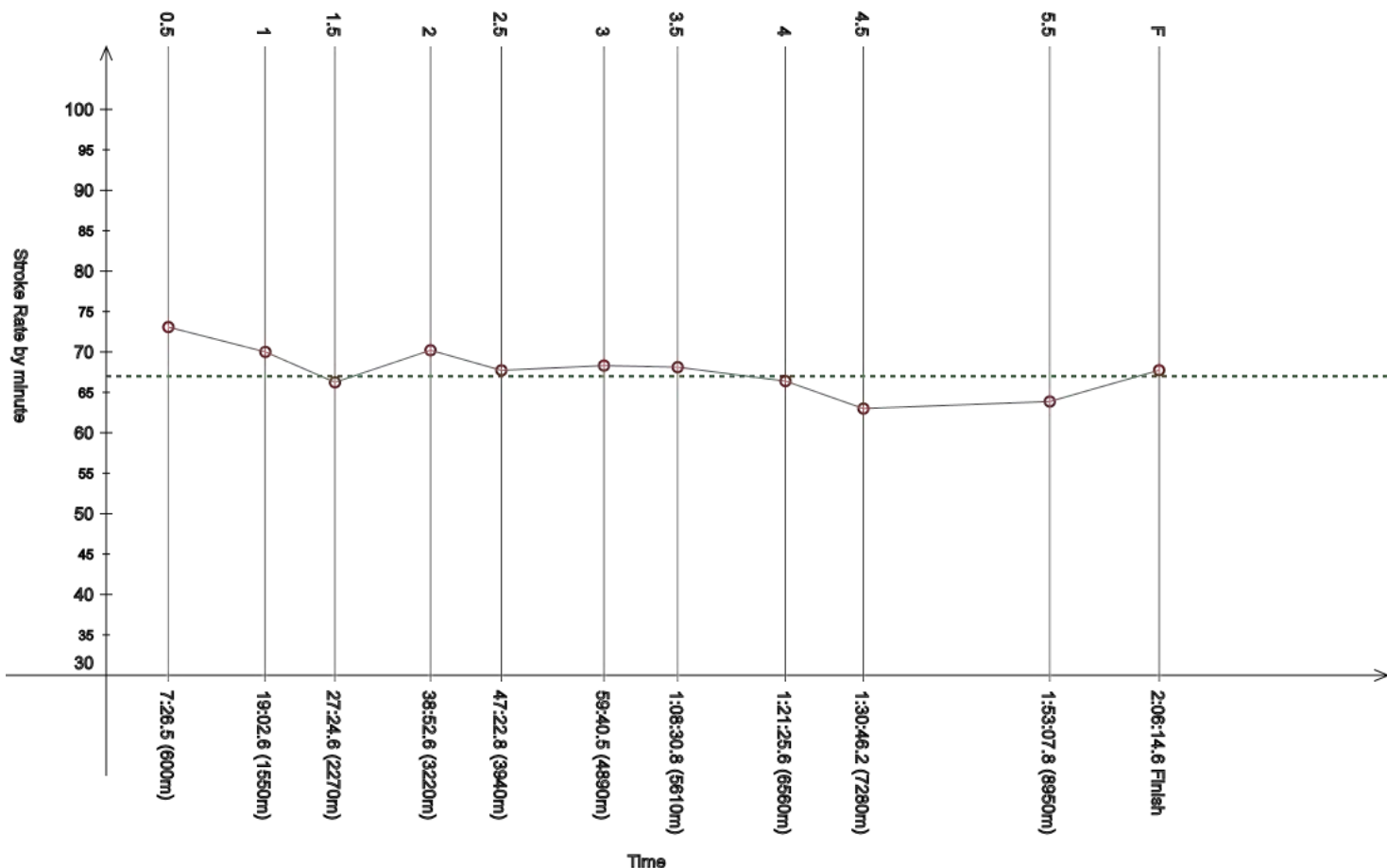
Women's 10km

Race Analysis

REVISED
3 FEB 15:10

Rank	Bib	Name	NAT Code	Finish Time	Gap
42	18	LEE Hae Rim	KOR	2:06:14.6	+8:47.8

Lap	Time	Rank	Gap	SPM	Lap	Time	Rank	Gap	SPM	Lap	Time	Rank	Gap	SPM	SPM	STC
0.5	7:26.5	(=14)	+7.5	73.1	1	19:02.6	(38)	+18.6	70.0	1.5	27:24.6	(47)	+36.3	66.2		
						11:36.1					8:22.0					
2	38:52.6	(45)	+46.2	70.2	2.5	47:22.8	(45)	++	67.7	3	59:40.5	(44)	++	68.3		
	11:28.0					8:30.2					12:17.7					
3.5	1:08:30.8	(45)	++	68.1	4	1:21:25.6	(42)	++	66.4	4.5	1:30:46.2	(41)	++	63.0	67.0	8488
	8:50.3					12:54.8					9:20.6					
5	-	-	-	-	5.5	1:53:07.8	(43)	++	63.9	F	2:06:14.6	(42)	++	67.7		
	-					-					13:06.8					



Legend:			
-	Information not available	----	Stroke Rate Average
+	Gap or time behind	++	One minute or more behind in split time
F	Finish	SPM	Average strokes per minute
STC	Total strokes		

Official Timekeeping by OMEGA

Event 101

3 FEB 2024 - 10:30

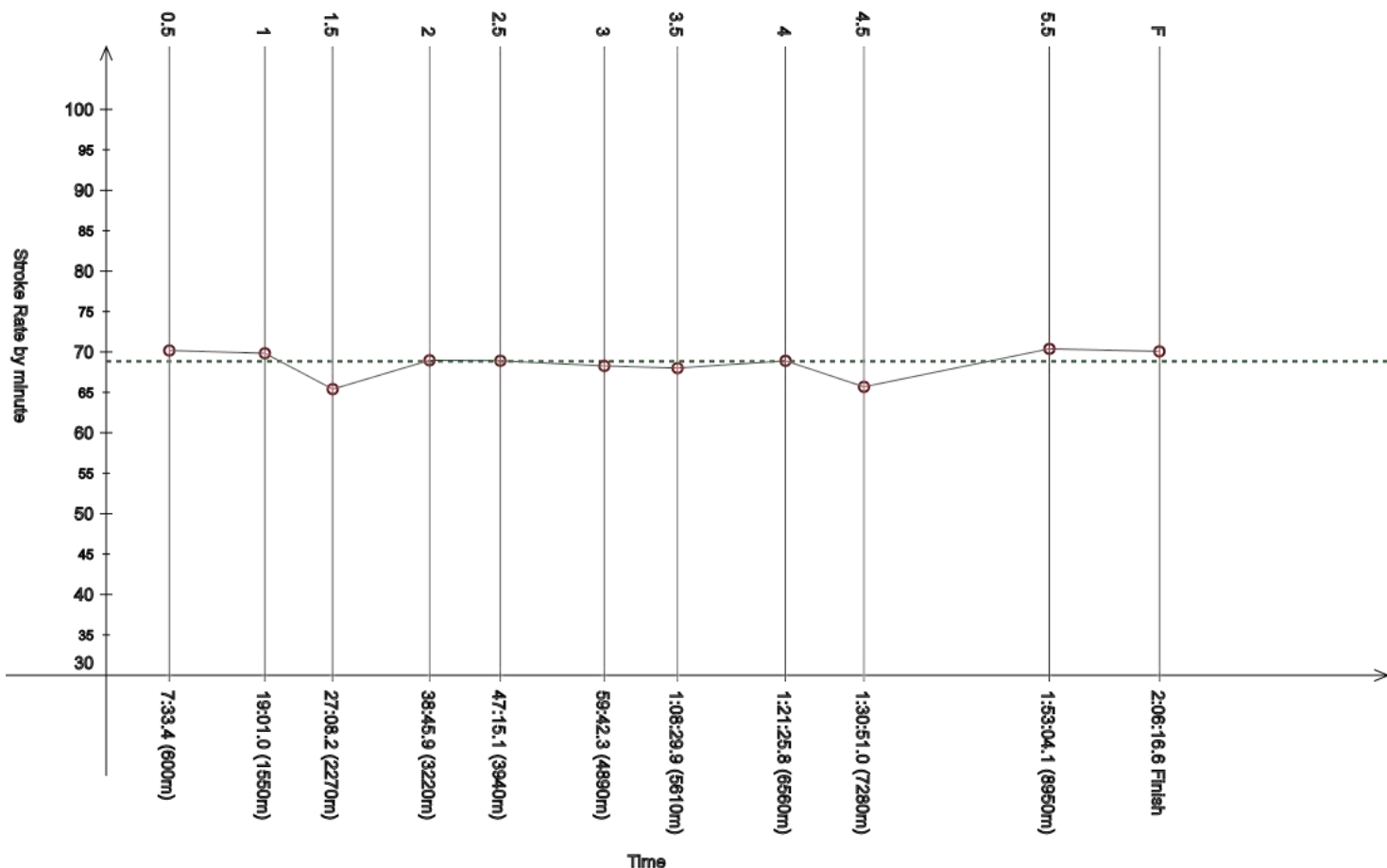
Women's 10km

Race Analysis

REVISED
3 FEB 15:10

Rank	Bib	Name	NAT Code	Finish Time	Gap
43	62	ALANIS HERNANDEZ Paulina	MEX	2:06:16.6	+8:49.8

Lap	Time	Rank	Gap	SPM	Lap	Time	Rank	Gap	SPM	Lap	Time	Rank	Gap	SPM	SPM	STC
0.5	7:33.4	(41)	+14.4	70.2	1	19:01.0	(33)	+17.0	69.8	1.5	27:08.2	(29)	+19.9	65.4		
						11:27.6					8:07.2					
2	38:45.9	(40)	+39.5	69.0	2.5	47:15.1	(41)	++	68.9	3	59:42.3	(46)	++	68.3		
	11:37.7					8:29.2					12:27.2					
3.5	1:08:29.9	(42)	++	68.0	4	1:21:25.8	(43)	++	68.9	4.5	1:30:51.0	(44)	++	65.7	68.8	8688
	8:47.6					12:55.9					9:25.2					
5	-	-	-	-	5.5	1:53:04.1	(41)	++	70.4	F	2:06:16.6	(43)	++	70.1		
	-					-					13:12.5					



Legend:			
-	Information not available	----	Stroke Rate Average
+	Gap or time behind	++	One minute or more behind in split time
F	Finish	SPM	Average strokes per minute
STC	Total strokes		

Official Timekeeping by OMEGA

Event 101

3 FEB 2024 - 10:30

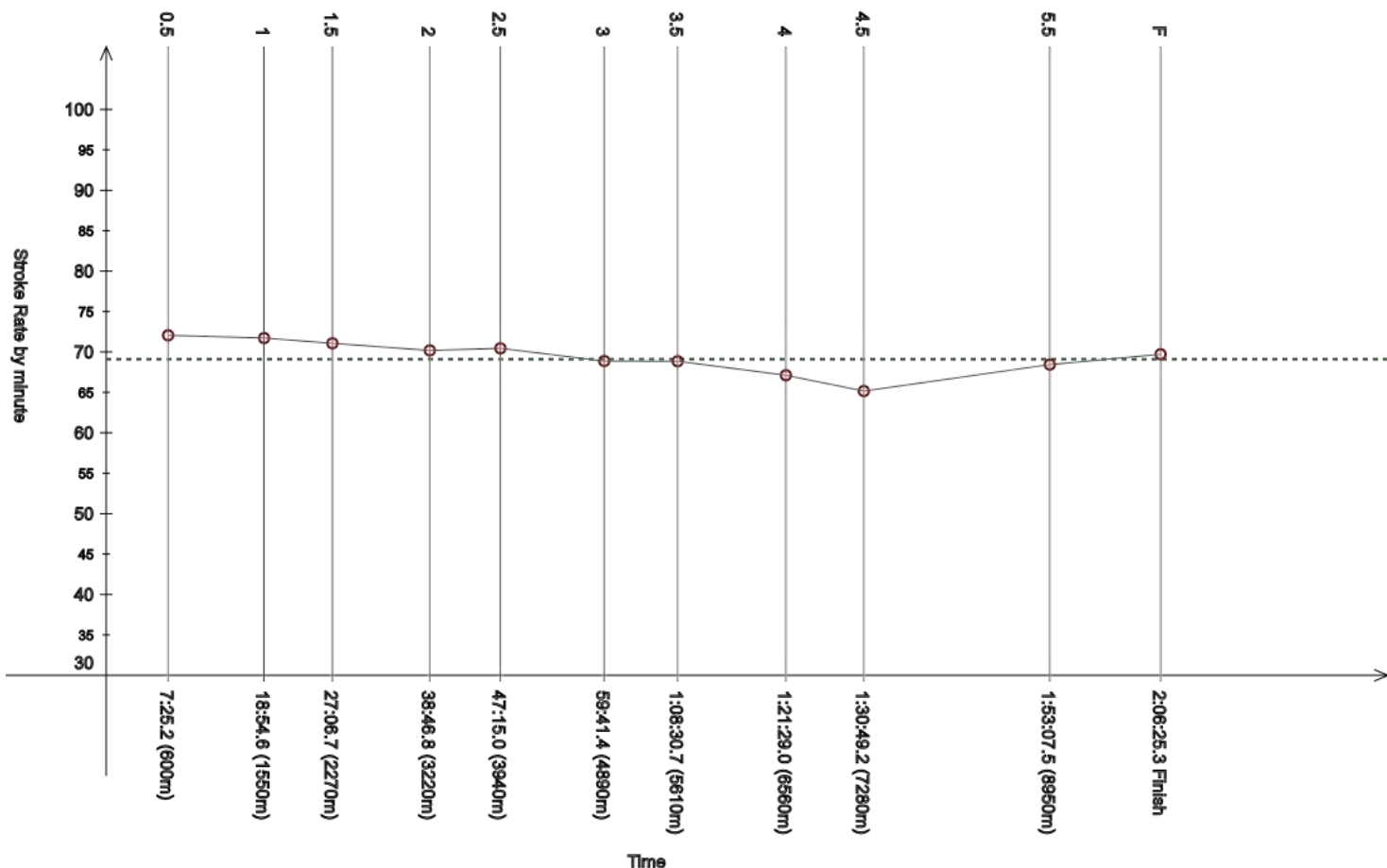
Women's 10km

Race Analysis

REVISED
3 FEB 15:10

Rank	Bib	Name	NAT Code	Finish Time	Gap
44	24	BOSNJAK Klara	CRO	2:06:25.3	+8:58.5

Lap	Time	Rank	Gap	SPM	Lap	Time	Rank	Gap	SPM	Lap	Time	Rank	Gap	SPM	SPM	STC
0.5	7:25.2	(=11)	+6.2	72.1	1	18:54.6	(20)	+10.6	71.7	1.5	27:06.7	(=19)	+18.4	71.1		
						11:29.4					8:12.1					
2	38:46.8	(41)	+40.4	70.2	2.5	47:15.0	(40)	++	70.5	3	59:41.4	(45)	++	68.9		
	11:40.1					8:28.2					12:26.4				69.1	8770
3.5	1:08:30.7	(44)	++	68.9	4	1:21:29.0	(46)	++	67.1	4.5	1:30:49.2	(43)	++	65.2		
	8:49.3					12:58.3					9:20.2					
5	-	-	-	-	5.5	1:53:07.5	(42)	++	68.4	F	2:06:25.3	(44)	++	69.7		
	-					-					13:17.8					



Legend:			
-	Information not available	----	Stroke Rate Average
+	Gap or time behind	++	One minute or more behind in split time
F	Finish	SPM	Average strokes per minute
STC	Total strokes		

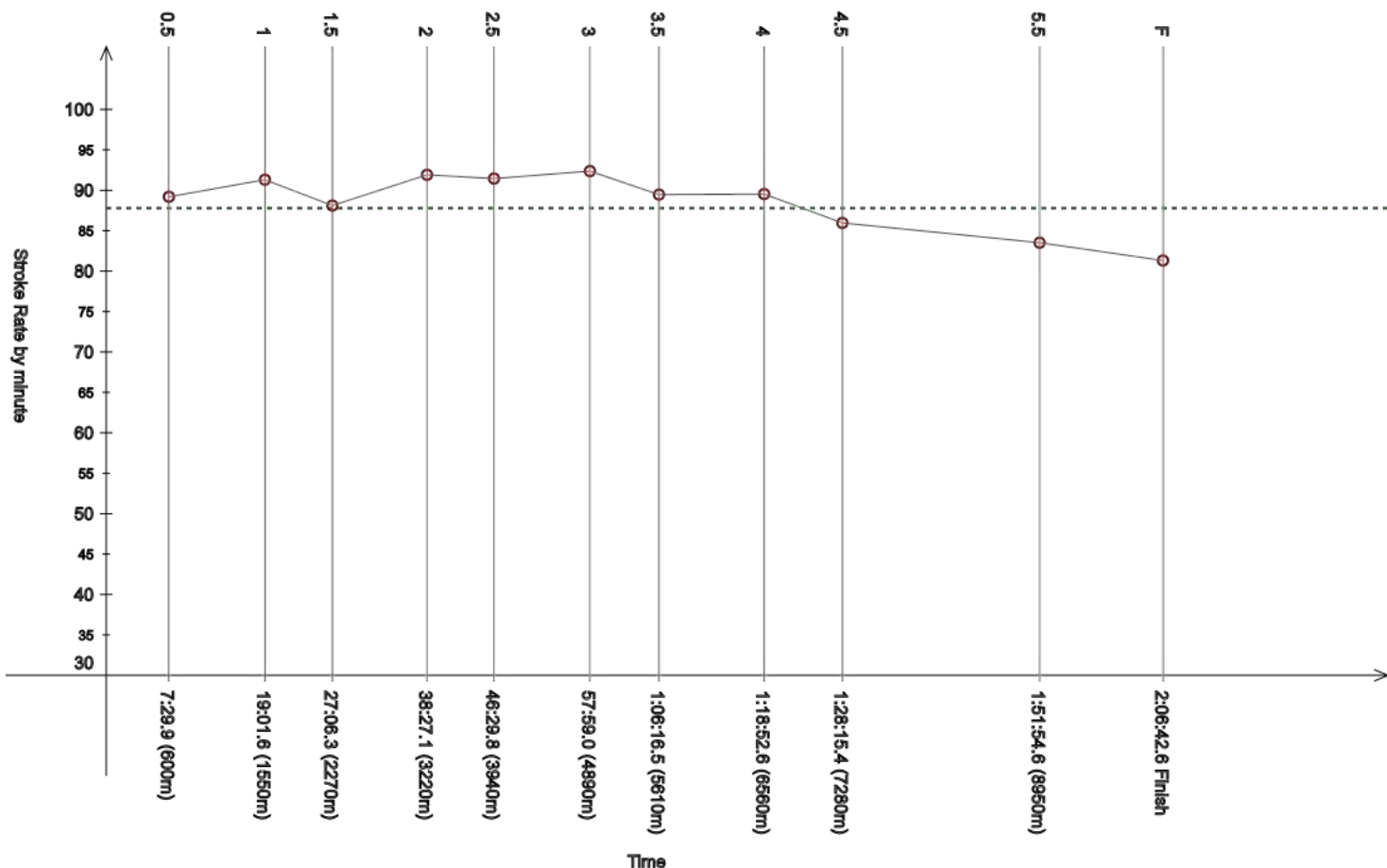
Official Timekeeping by OMEGA

Race Analysis

REVISED
3 FEB 15:10

Rank	Bib	Name	NAT Code	Finish Time	Gap
45	52	ERDOGAN Tuna	TUR	2:06:42.6	+9:15.8

Lap	Time	Rank	Gap	SPM	Lap	Time	Rank	Gap	SPM	Lap	Time	Rank	Gap	SPM	SPM	STC
0.5	7:29.9	(=27)	+10.9	89.2	1	19:01.6	(34)	+17.6	91.3	1.5	27:06.3	(=16)	+18.0	88.1		
						11:31.7					8:04.7					
2	38:27.1	(19)	+20.7	91.9	2.5	46:29.8	(20)	+18.9	91.5	3	57:59.0	(32)	+20.0	92.4		
	11:20.8					8:02.7					11:29.2					
3.5	1:06:16.5	(33)	+26.6	89.5	4	1:18:52.6	(35)	++	89.5	4.5	1:28:15.4	(36)	++	86.0	87.8	11195
	8:17.5					12:36.1					9:22.8					
5	-	-	-	-	5.5	1:51:54.6	(40)	++	83.5	F	2:06:42.6	(45)	++	81.3		
	-					-					14:48.0					



Legend:	- Information not available	---- Stroke Rate Average
	+ Gap or time behind	++ One minute or more behind in split time
	F Finish	SPM Average strokes per minute
	STC Total strokes	

Official Timekeeping by OMEGA

Event 101

3 FEB 2024 - 10:30

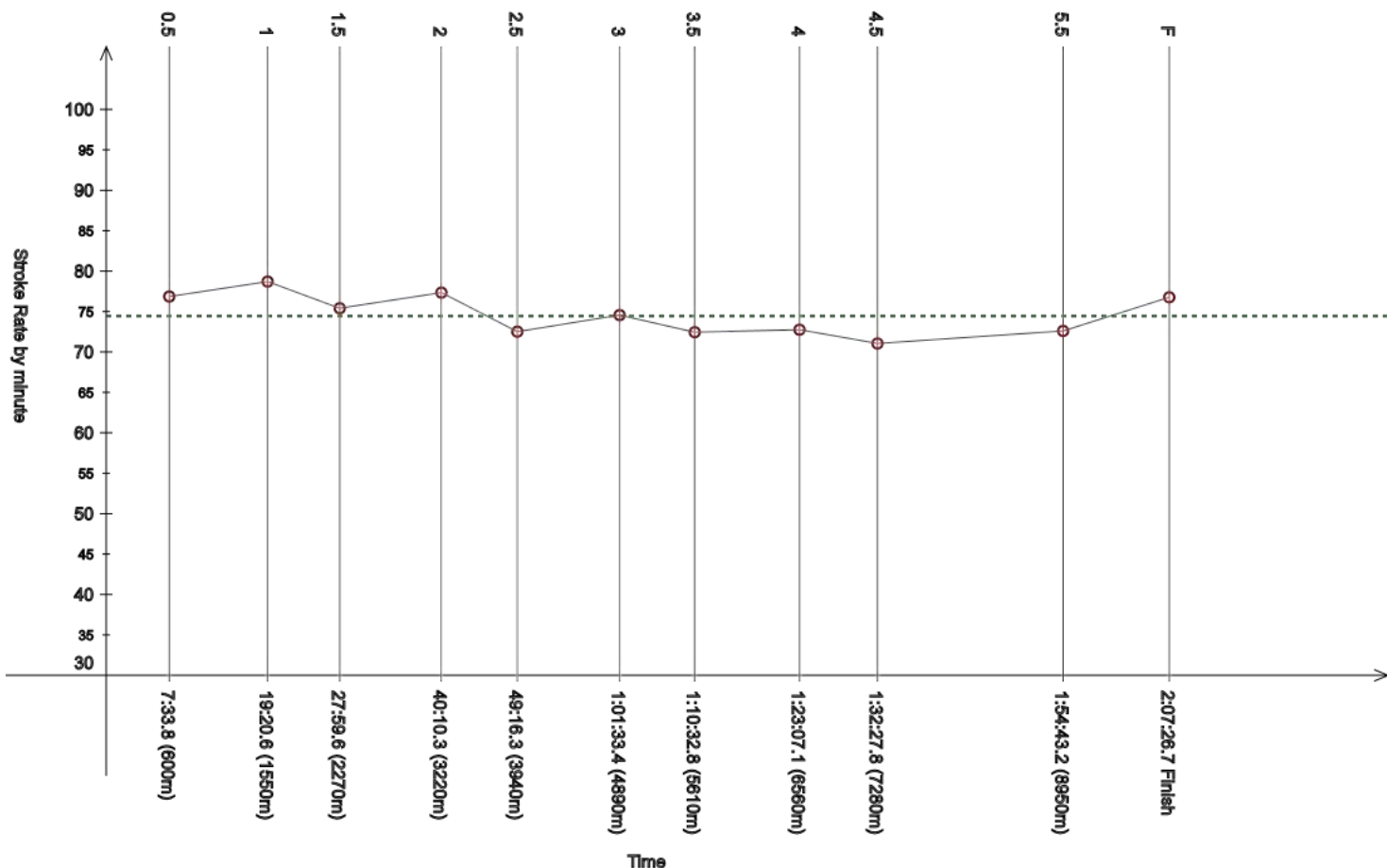
Women's 10km

Race Analysis

REVISED
3 FEB 15:10

Rank	Bib	Name	NAT Code	Finish Time	Gap
46	56	ABAD Ana	ECU	2:07:26.7	+9:59.9

Lap	Time	Rank	Gap	SPM	Lap	Time	Rank	Gap	SPM	Lap	Time	Rank	Gap	SPM	SPM	STC
0.5	7:33.8	(42)	+14.8	76.9	1	19:20.6	(49)	+36.6	78.7	1.5	27:59.6	(52)	++	75.4		
						11:46.8					8:39.0					
2	40:10.3	(48)	++	77.3	2.5	49:16.3	(51)	++	72.5	3	1:01:33.4	(50)	++	74.6		
	12:10.7					9:06.0					12:17.1					
3.5	1:10:32.8	(50)	++	72.4	4	1:23:07.1	(48)	++	72.8	4.5	1:32:27.8	(49)	++	71.1	74.4	9527
	8:59.4					12:34.3					9:20.7					
5	-	-	-	-	5.5	1:54:43.2	(50)	++	72.6	F	2:07:26.7	(46)	++	76.8		
	-					-					12:43.5					



Legend:			
-	Information not available	----	Stroke Rate Average
+	Gap or time behind	++	One minute or more behind in split time
F	Finish	SPM	Average strokes per minute
STC	Total strokes		

Official Timekeeping by OMEGA

Event 101

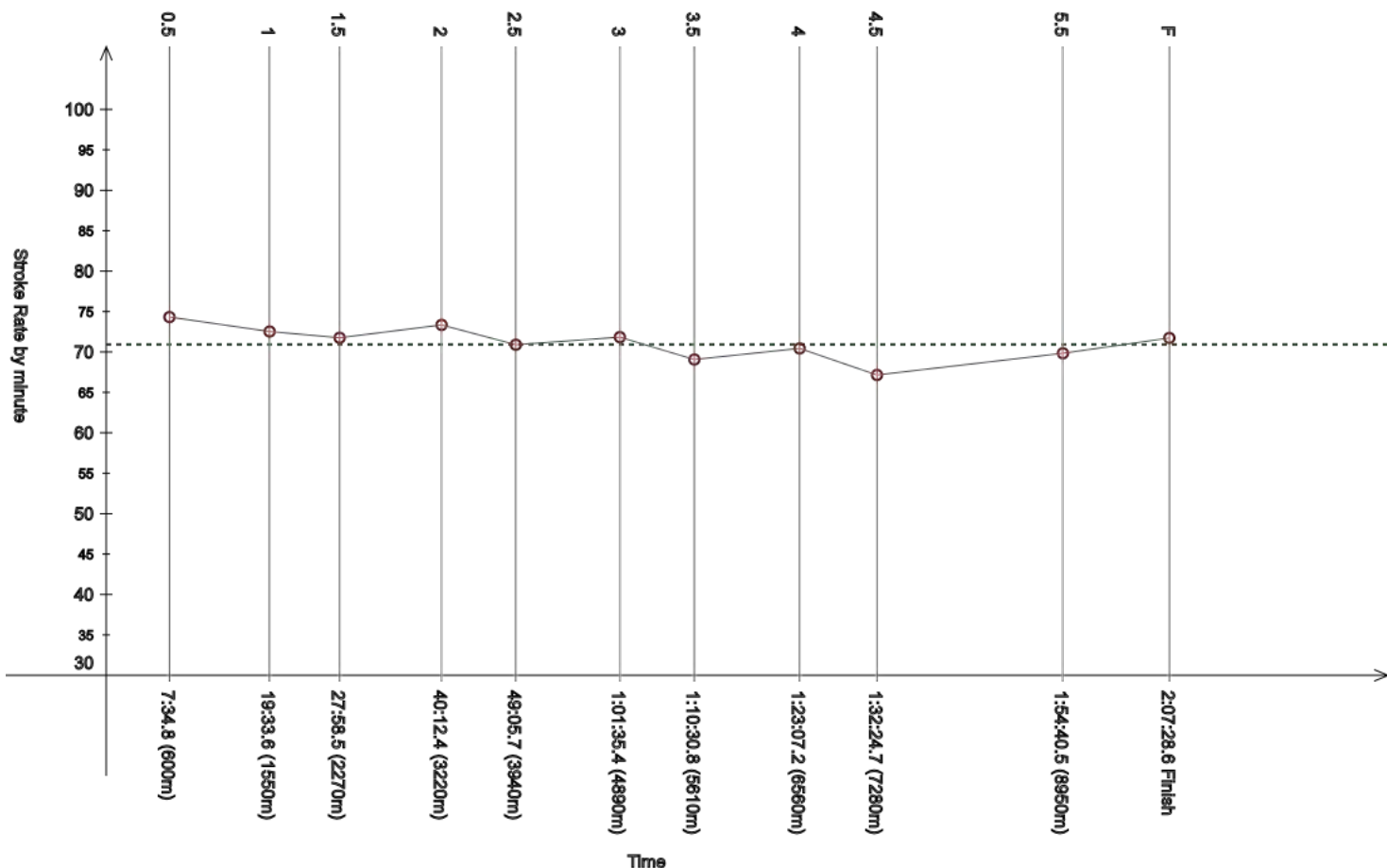
3 FEB 2024 - 10:30

Women's 10km

Race Analysis

REVISED
3 FEB 15:10

Rank	Bib	Name	NAT Code					Finish Time	Gap							
47	22	TENG Yu-Wen	TPE					2:07:28.6	+10:01.8							
Lap	Time	Rank	Gap	SPM	Lap	Time	Rank	Gap	SPM	Lap	Time	Rank	Gap	SPM	SPM	STC
0.5	7:34.8	(45)	+15.8	74.3	1	19:33.6	(51)	+49.6	72.5	1.5	27:58.5	(50)	++	71.8		
						11:58.8					8:24.9					
2	40:12.4	(50)	++	73.4	2.5	49:05.7	(47)	++	70.9	3	1:01:35.4	(51)	++	71.8		
	12:13.9					8:53.3					12:29.7					
3.5	1:10:30.8	(49)	++	69.1	4	1:23:07.2	(49)	++	70.4	4.5	1:32:24.7	(47)	++	67.2	70.9	9064
	8:55.4					12:36.4					9:17.5					
5	-	-	-	-	5.5	1:54:40.5	(47)	++	69.8	F	2:07:28.6	(47)	++	71.7		
	-					-					12:48.1					



Legend:			
-	Information not available	----	Stroke Rate Average
+	Gap or time behind	++	One minute or more behind in split time
F	Finish	SPM	Average strokes per minute
STC	Total strokes		

Official Timekeeping by OMEGA

Event 101

3 FEB 2024 - 10:30

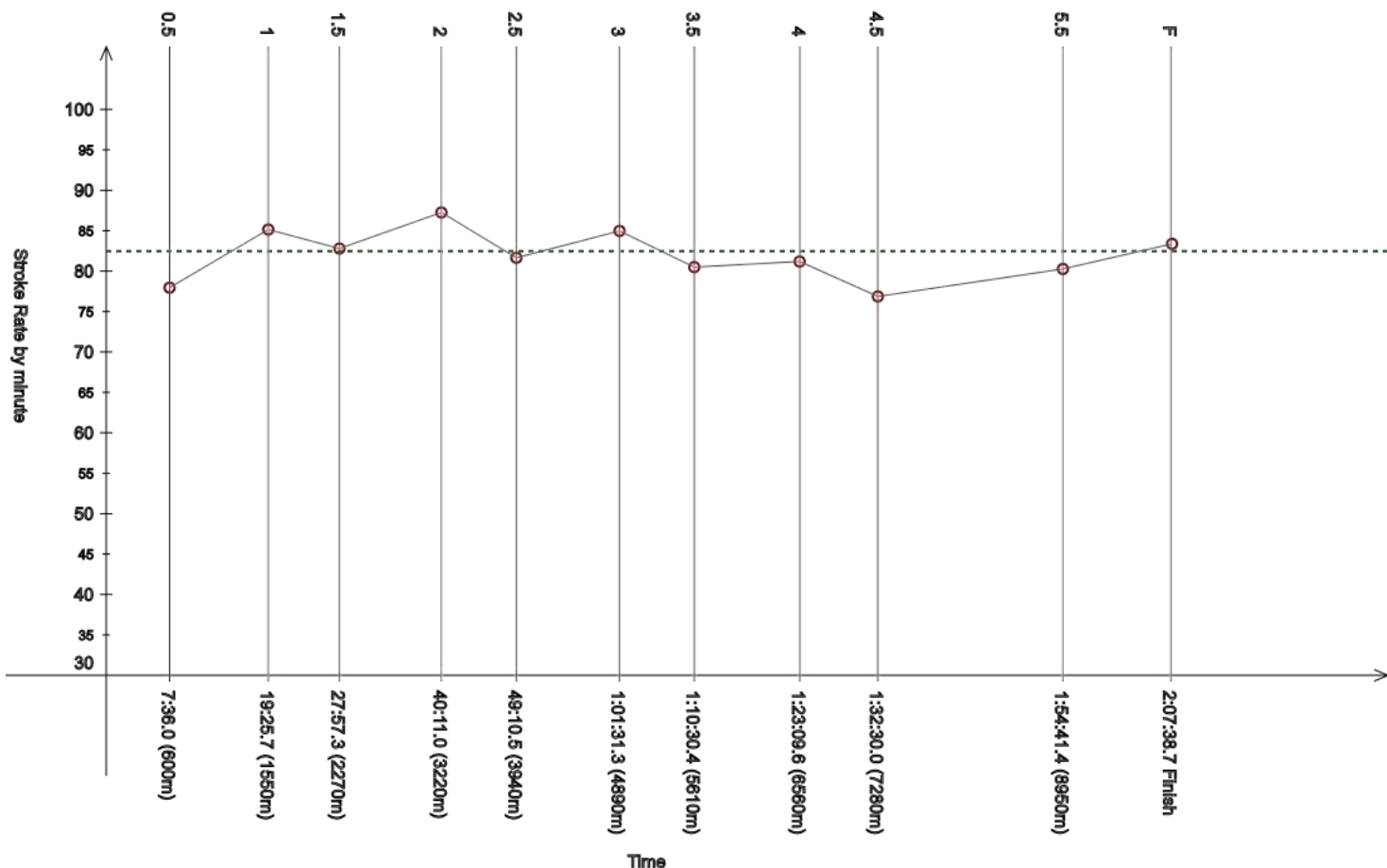
Women's 10km

Race Analysis

REVISED
3 FEB 15:10

Rank	Bib	Name	NAT Code	Finish Time	Gap
48	8	PERSE Spela	SLO	2:07:38.7	+10:11.9

Lap	Time	Rank	Gap	SPM	Lap	Time	Rank	Gap	SPM	Lap	Time	Rank	Gap	SPM	SPM	STC
0.5	7:36.0	(49)	+17.0	78.0	1	19:25.7	(50)	+41.7	85.1	1.5	27:57.3	(49)	++	82.8		
						11:49.7					8:31.6					
2	40:11.0	(49)	++	87.3	2.5	49:10.5	(49)	++	81.7	3	1:01:31.3	(49)	++	85.0		
	12:13.7					8:59.5					12:20.8					
3.5	1:10:30.4	(48)	++	80.5	4	1:23:09.6	(50)	++	81.2	4.5	1:32:30.0	(50)	++	76.9	82.5	10546
	8:59.1					12:39.2					9:20.4					
5	-	-	-	-	5.5	1:54:41.4	(48)	++	80.3	F	2:07:38.7	(48)	++	83.4		
	-					-					12:57.3					



Legend:			
-	Information not available	----	Stroke Rate Average
+	Gap or time behind	++	One minute or more behind in split time
F	Finish	SPM	Average strokes per minute
STC	Total strokes		

Official Timekeeping by OMEGA

Event 101

3 FEB 2024 - 10:30

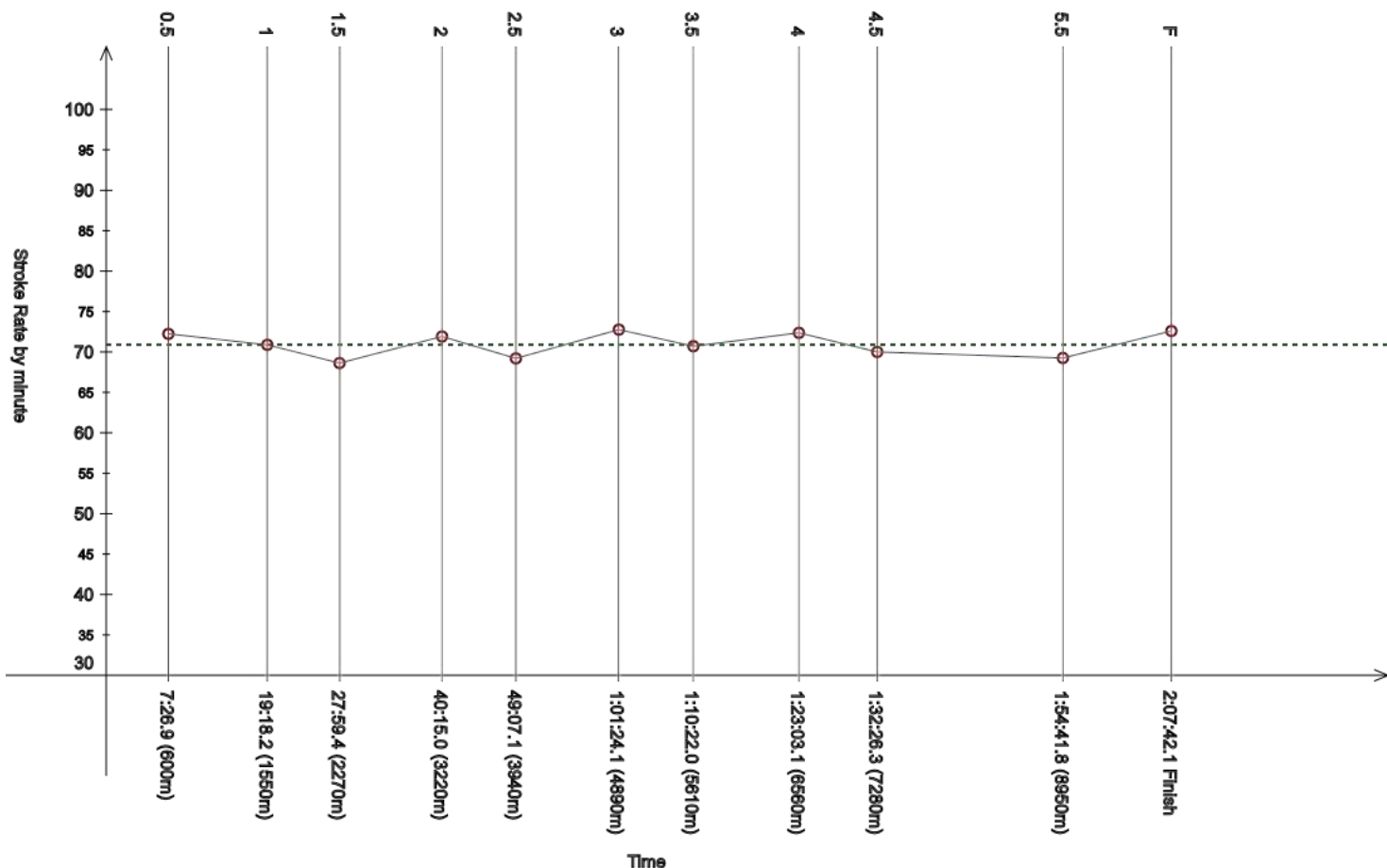
Women's 10km

Race Analysis

REVISED
3 FEB 15:10

Rank	Bib	Name	NAT Code	Finish Time	Gap
49	17	KWANMUANG Kamonchanok	THA	2:07:42.1	+10:15.3

Lap	Time	Rank	Gap	SPM	Lap	Time	Rank	Gap	SPM	Lap	Time	Rank	Gap	SPM	SPM	STC
0.5	7:26.9	(17)	+7.9	72.2	1	19:18.2	(48)	+34.2	70.9	1.5	27:59.4	(51)	++	68.6		
						11:51.3					8:41.2					
2	40:15.0	(51)	++	71.9	2.5	49:07.1	(48)	++	69.2	3	1:01:24.1	(48)	++	72.8		
	12:15.6					8:52.1					12:17.0					
3.5	1:10:22.0	(47)	++	70.7	4	1:23:03.1	(47)	++	72.4	4.5	1:32:26.3	(48)	++	70.0	70.9	9053
	8:57.9					12:41.1					9:23.2					
5	-	-	-	-	5.5	1:54:41.8	(49)	++	69.3	F	2:07:42.1	(49)	++	72.6		
	-					-					13:00.3					



Legend:			
-	Information not available	----	Stroke Rate Average
+	Gap or time behind	++	One minute or more behind in split time
F	Finish	SPM	Average strokes per minute
STC	Total strokes		

Official Timekeeping by OMEGA

Event 101

3 FEB 2024 - 10:30

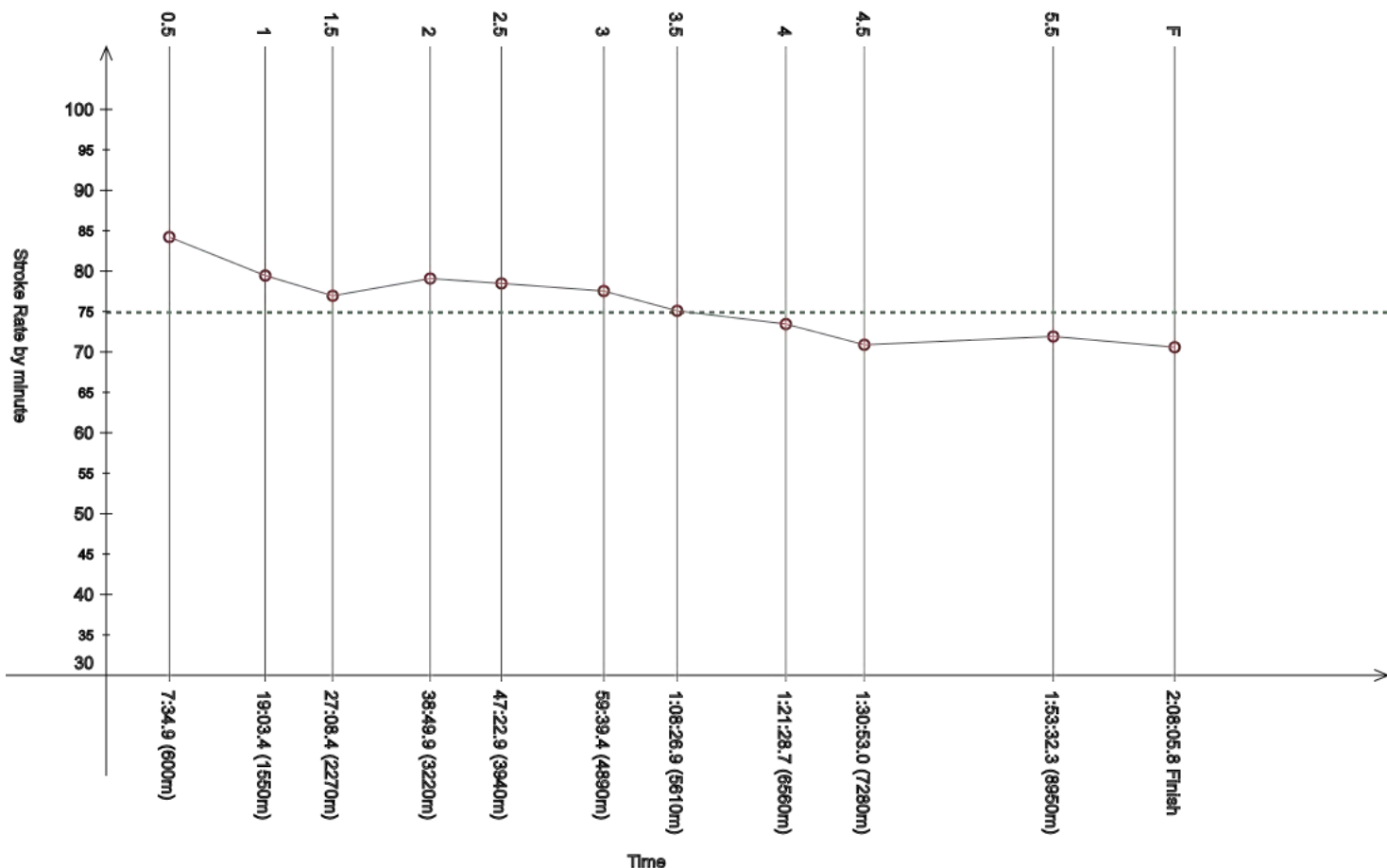
Women's 10km

Race Analysis

REVISED
3 FEB 15:10

Rank	Bib	Name	NAT Code	Finish Time	Gap
50	35	LAM Pac Tung Nikita	HKG	2:08:05.8	+10:39.0

Lap	Time	Rank	Gap	SPM	Lap	Time	Rank	Gap	SPM	Lap	Time	Rank	Gap	SPM	SPM	STC
0.5	7:34.9	(=46)	+15.9	84.2	1	19:03.4	(41)	+19.4	79.5	1.5	27:08.4	(30)	+20.1	77.0		
						11:28.5					8:05.0					
2	38:49.9	(44)	+43.5	79.1	2.5	47:22.9	(46)	++	78.5	3	59:39.4	(43)	++	77.5		
	11:41.5					8:33.0					12:16.5					
3.5	1:08:26.9	(41)	++	75.1	4	1:21:28.7	(45)	++	73.5	4.5	1:30:53.0	(46)	++	70.9	74.9	9728
	8:47.5					13:01.8					9:24.3					
5	-	-	-	-	5.5	1:53:32.3	(46)	++	71.9	F	2:08:05.8	(50)	++	70.6		
	-					-					14:33.5					



Legend:			
-	Information not available	----	Stroke Rate Average
+	Gap or time behind	++	One minute or more behind in split time
F	Finish	SPM	Average strokes per minute
STC	Total strokes		

Official Timekeeping by OMEGA

Event 101

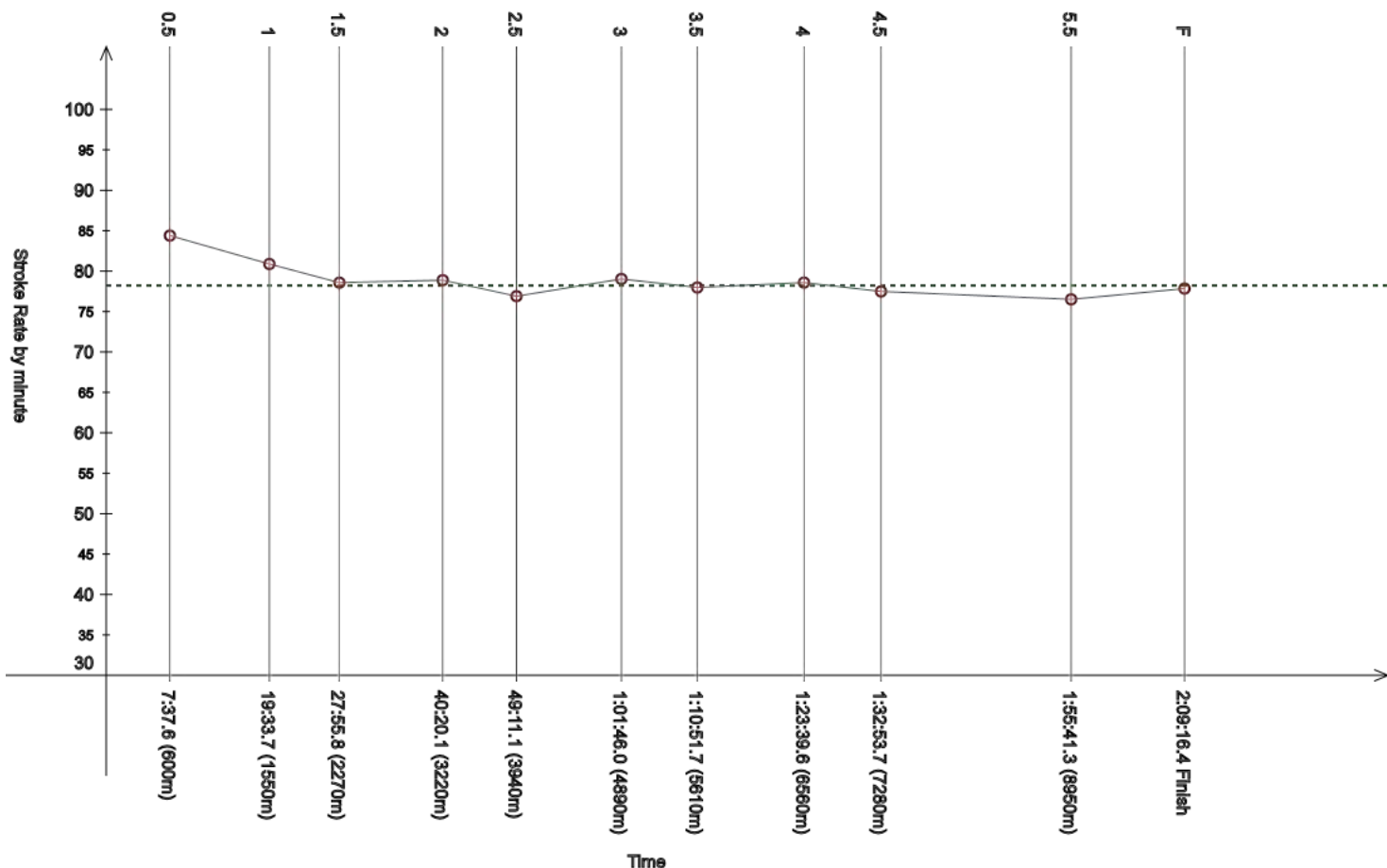
3 FEB 2024 - 10:30

Women's 10km

Race Analysis

REVISED
3 FEB 15:10

Rank	Bib	Name	NAT Code					Finish Time	Gap							
51	10	ORAVSKY Laila	CAN					2:09:16.4	+11:49.6							
Lap	Time	Rank	Gap	SPM	Lap	Time	Rank	Gap	SPM	Lap	Time	Rank	Gap	SPM	SPM	STC
0.5	7:37.6	(54)	+18.6	84.4	1	19:33.7	(52)	+49.7	80.9	1.5	27:55.8	(48)	++	78.6		
						11:56.1					8:22.1					
2	40:20.1	(52)	++	78.9	2.5	49:11.1	(50)	++	76.9	3	1:01:46.0	(52)	++	79.0		
	12:24.3					8:51.0					12:34.9					
3.5	1:10:51.7	(51)	++	78.0	4	1:23:39.6	(51)	++	78.6	4.5	1:32:53.7	(51)	++	77.5	78.2	10161
	9:05.7					12:47.9					9:14.1					
5	-	-	-	-	5.5	1:55:41.3	(51)	++	76.5	F	2:09:16.4	(51)	++	77.8		
	-					-					13:35.1					



Legend:	- Information not available	---- Stroke Rate Average
	+ Gap or time behind	++ One minute or more behind in split time
F	Finish	SPM Average strokes per minute
STC	Total strokes	

Official Timekeeping by OMEGA

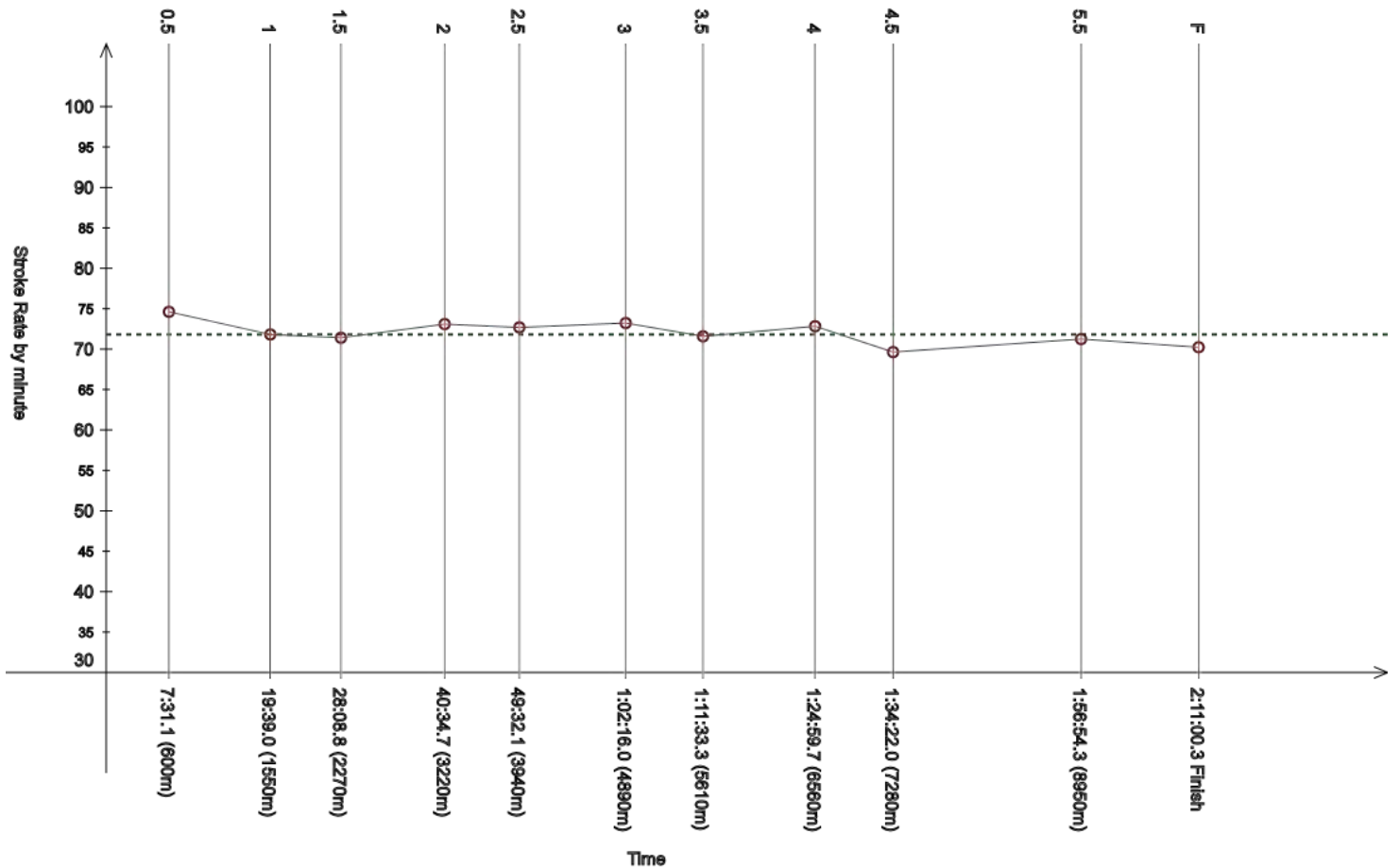
Event 101
3 FEB 2024 - 10:30

Women's 10km

Race Analysis

REVISED
3 FEB 15:10

Rank	Bib	Name	NAT Code							Finish Time	Gap					
52	57	FAIN Katja	SLO							2:11:00.3	+13:33.5					
Lap	Time	Rank	Gap	SPM	Lap	Time	Rank	Gap	SPM	Lap	Time	Rank	Gap	SPM	SPM	STC
0.5	7:31.1	(33)	+12.1	74.6	1	19:39.0	(53)	+55.0	71.8	1.5	28:08.8	(53)	++	71.4		
						12:07.9					8:29.8					
2	40:34.7	(53)	++	73.1	2.5	49:32.1	(52)	++	72.7	3	1:02:16.0	(53)	++	73.2		
	12:25.9					8:57.4					12:43.9					
3.5	1:11:33.3	(52)	++	71.6	4	1:24:59.7	(52)	++	72.8	4.5	1:34:22.0	(52)	++	69.6	71.8	9433
	9:17.3					13:26.4					9:22.3					
5	-	-	-	-	5.5	1:56:54.3	(52)	++	71.2	F	2:11:00.3	(52)	++	70.2		
	-					-					14:06.0					



Legend:			
-	Information not available	----	Stroke Rate Average
+	Gap or time behind	++	One minute or more behind in split time
F	Finish	SPM	Average strokes per minute
STC	Total strokes		

Official Timekeeping by OMEGA

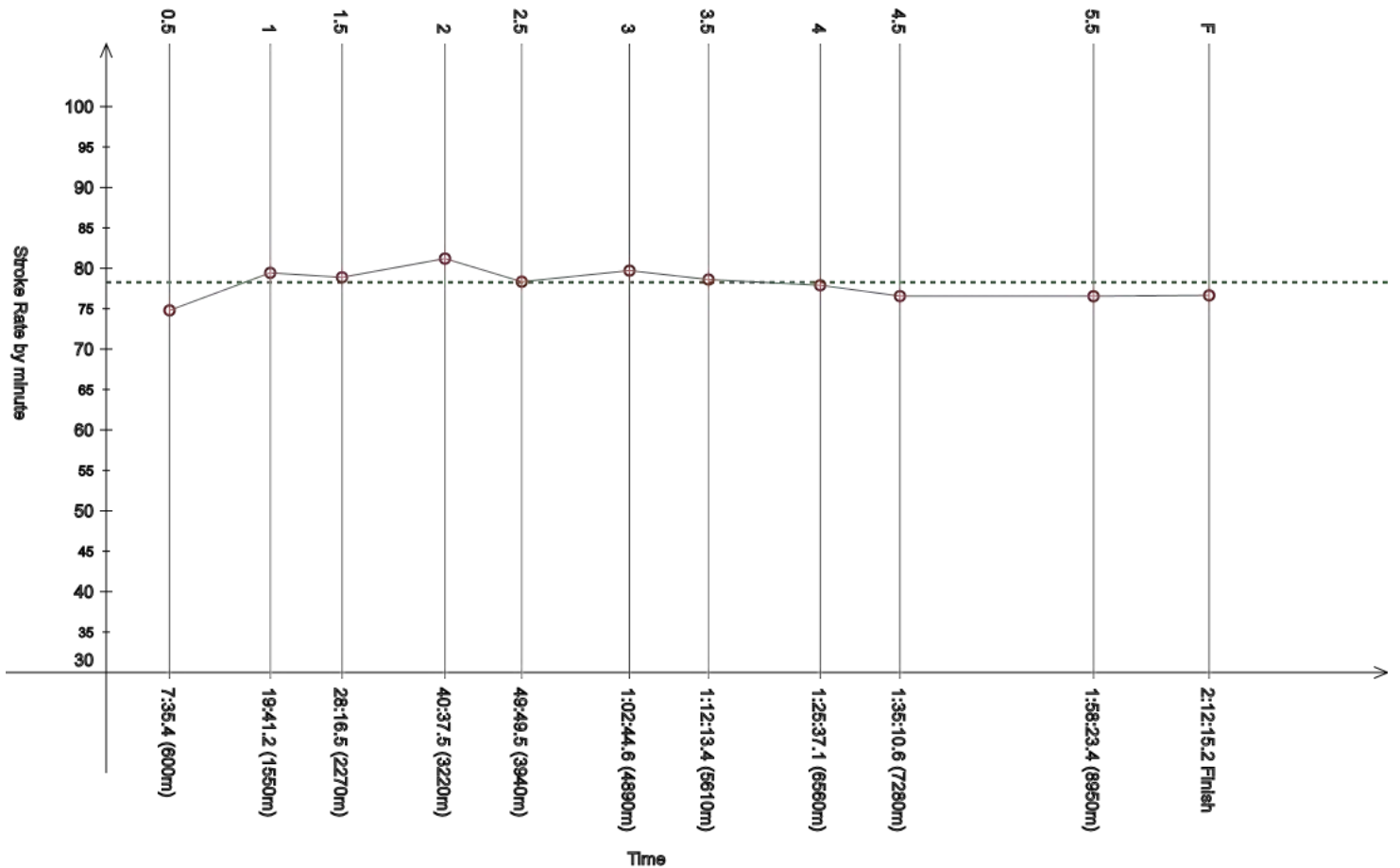
Event 101
3 FEB 2024 - 10:30

Women's 10km

Race Analysis

REVISED
3 FEB 15:10

Rank	Bib Name					NAT Code					Finish Time					Gap
53	55 PARK Jungju					KOR					2:12:15.2					+14:48.4
Lap	Time	Rank	Gap	SPM	Lap	Time	Rank	Gap	SPM	Lap	Time	Rank	Gap	SPM	SPM	STC
0.5	7:35.4	(48)	+16.4	74.8	1	19:41.2	(54)	+57.2	79.4	1.5	28:16.5	(54)	++	78.9		
						12:05.8					8:35.3					
2	40:37.5	(54)	++	81.2	2.5	49:49.5	(53)	++	78.3	3	1:02:44.6	(54)	++	79.7		
	12:21.0					9:12.0					12:55.1					
3.5	1:12:13.4	(53)	++	78.6	4	1:25:37.1	(53)	++	77.9	4.5	1:35:10.6	(53)	++	76.6	78.3	10371
	9:28.8					13:23.7					9:33.5					
5	-	-	-	-	5.5	1:58:23.4	(53)	++	76.5	F	2:12:15.2	(53)	++	76.7		
	-					-					13:51.8					



Legend:	- Information not available	---- Stroke Rate Average
	+ Gap or time behind	++ One minute or more behind in split time
	F Finish	SPM Average strokes per minute
	STC Total strokes	

Official Timekeeping by OMEGA

Event 101
3 FEB 2024 - 10:30

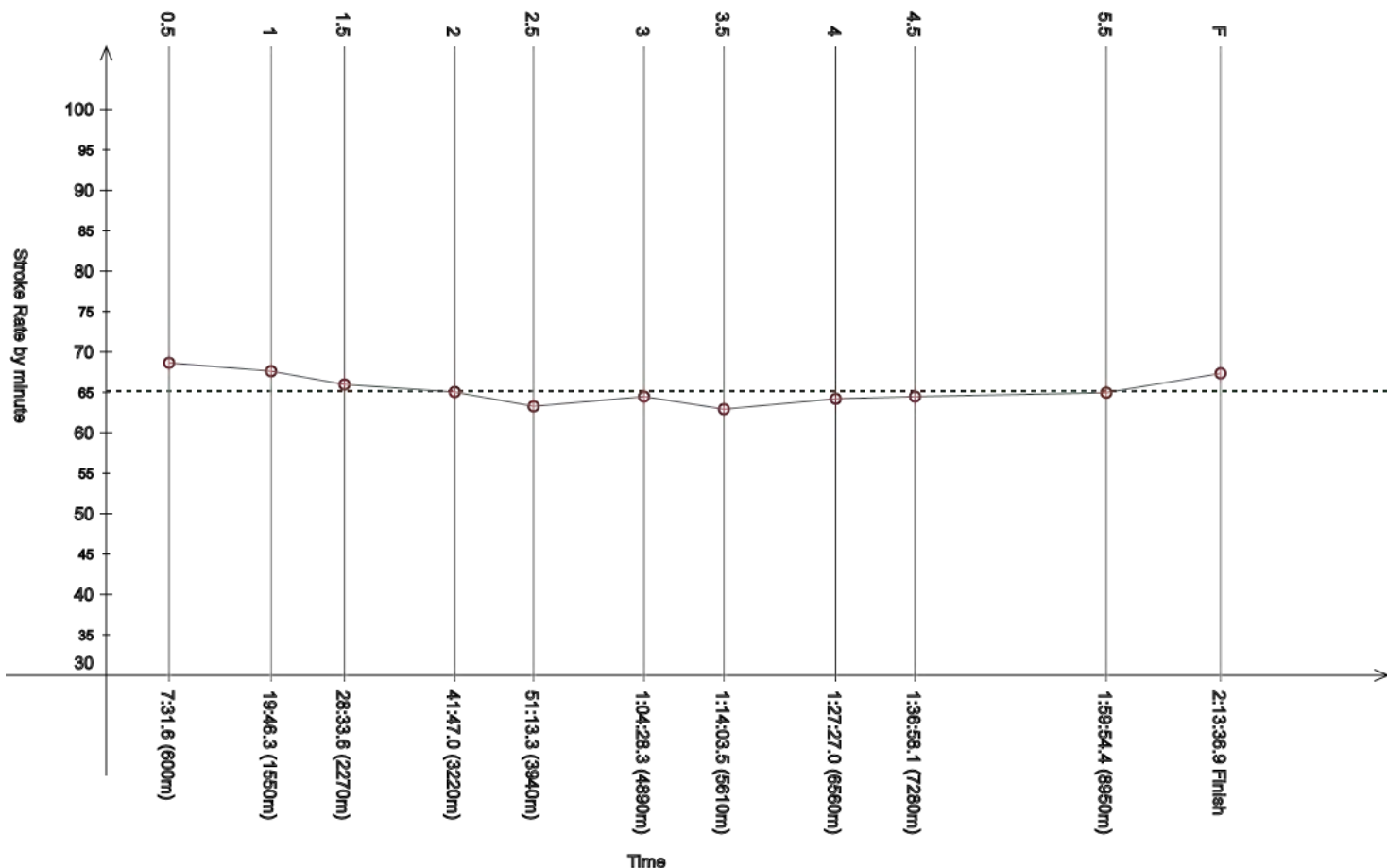
Women's 10km

Race Analysis

REVISED
3 FEB 15:10

Rank	Bib	Name	NAT Code	Finish Time	Gap
54	41	SCHWENGLER Britta	ARU	2:13:36.9	+16:10.1

Lap	Time	Rank	Gap	SPM	Lap	Time	Rank	Gap	SPM	Lap	Time	Rank	Gap	SPM	SPM	STC
0.5	7:31.6	(34)	+12.6	68.7	1	19:46.3	(57)	++	67.6	1.5	28:33.6	(57)	++	66.0		
						12:14.7					8:47.3					
2	41:47.0	(57)	++	65.1	2.5	51:13.3	(56)	++	63.3	3	1:04:28.3	(56)	++	64.5		
	13:13.4					9:26.3					13:15.0					
3.5	1:14:03.5	(55)	++	62.9	4	1:27:27.0	(55)	++	64.2	4.5	1:36:58.1	(55)	++	64.5	65.2	8790
	9:35.2					13:23.5					9:31.1					
5	-	-	-	-	5.5	1:59:54.4	(54)	++	65.0	F	2:13:36.9	(54)	++	67.4		
	-					-					13:42.5					



Legend:	- Information not available	---- Stroke Rate Average
	+ Gap or time behind	++ One minute or more behind in split time
	F Finish	SPM Average strokes per minute
	STC Total strokes	

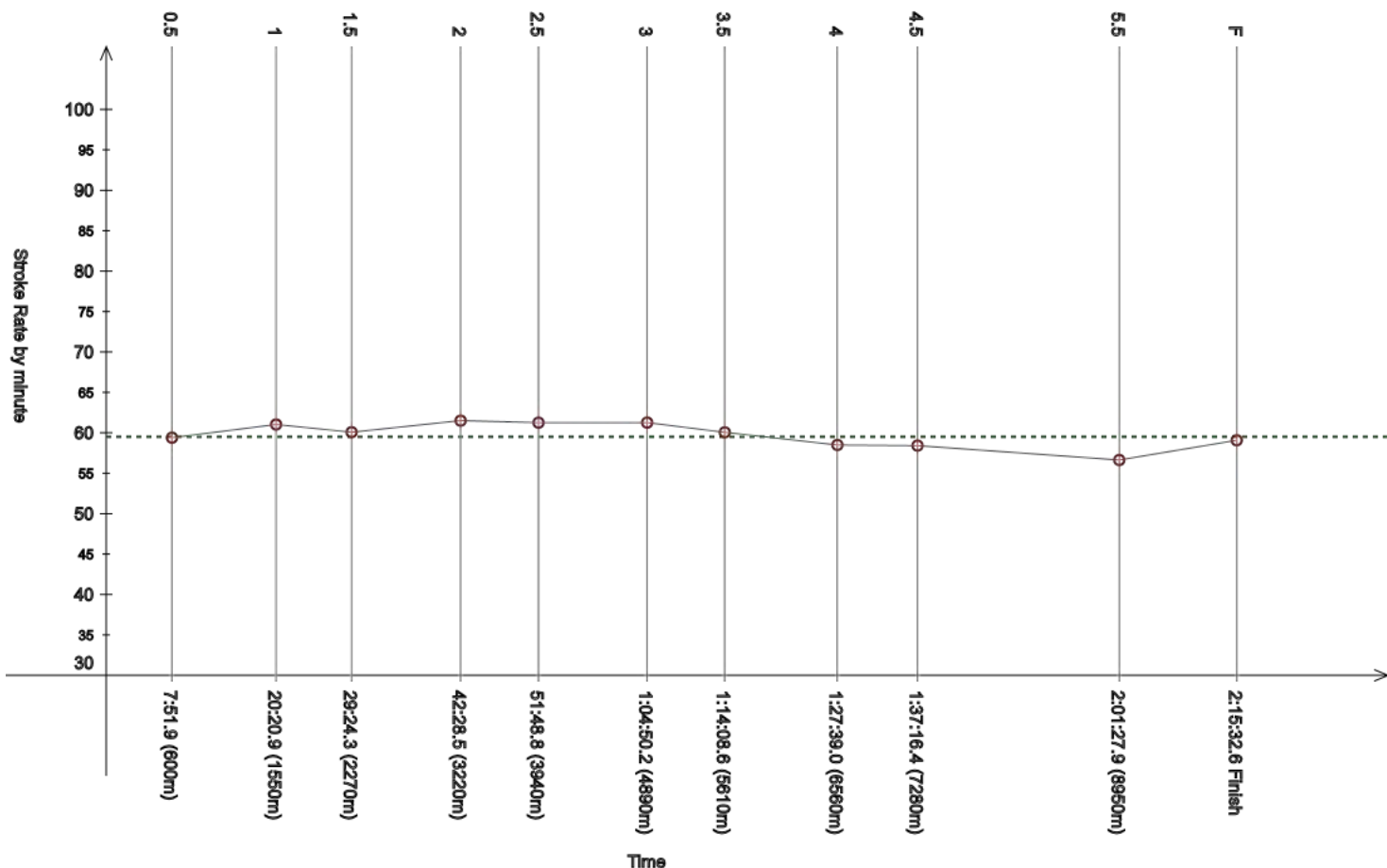
Official Timekeeping by OMEGA

Race Analysis

REVISED
3 FEB 15:10

Rank	Bib	Name	NAT Code	Finish Time	Gap
55	69	WANG Yi-Chen	TPE	2:15:32.6	+18:05.8

Lap	Time	Rank	Gap	SPM	Lap	Time	Rank	Gap	SPM	Lap	Time	Rank	Gap	SPM	SPM	STC
0.5	7:51.9	(63)	+32.9	59.4	1	20:20.9	(61)	++	61.0	1.5	29:24.3	(60)	++	60.1		
						12:29.0					9:03.4					
2	42:28.5	(60)	++	61.5	2.5	51:48.8	(59)	++	61.3	3	1:04:50.2	(59)	++	61.3		
	13:04.2					9:20.3					13:01.4					
3.5	1:14:08.6	(56)	++	60.1	4	1:27:39.0	(57)	++	58.5	4.5	1:37:16.4	(56)	++	58.4	59.5	8145
	9:18.4					13:30.4					9:37.4					
5	-	-	-	-	5.5	2:01:27.9	(57)	++	56.6	F	2:15:32.6	(55)	++	59.1		
	-					-					14:04.7					



Legend:			
-	Information not available	----	Stroke Rate Average
+	Gap or time behind	++	One minute or more behind in split time
F	Finish	SPM	Average strokes per minute
STC	Total strokes		

Official Timekeeping by OMEGA

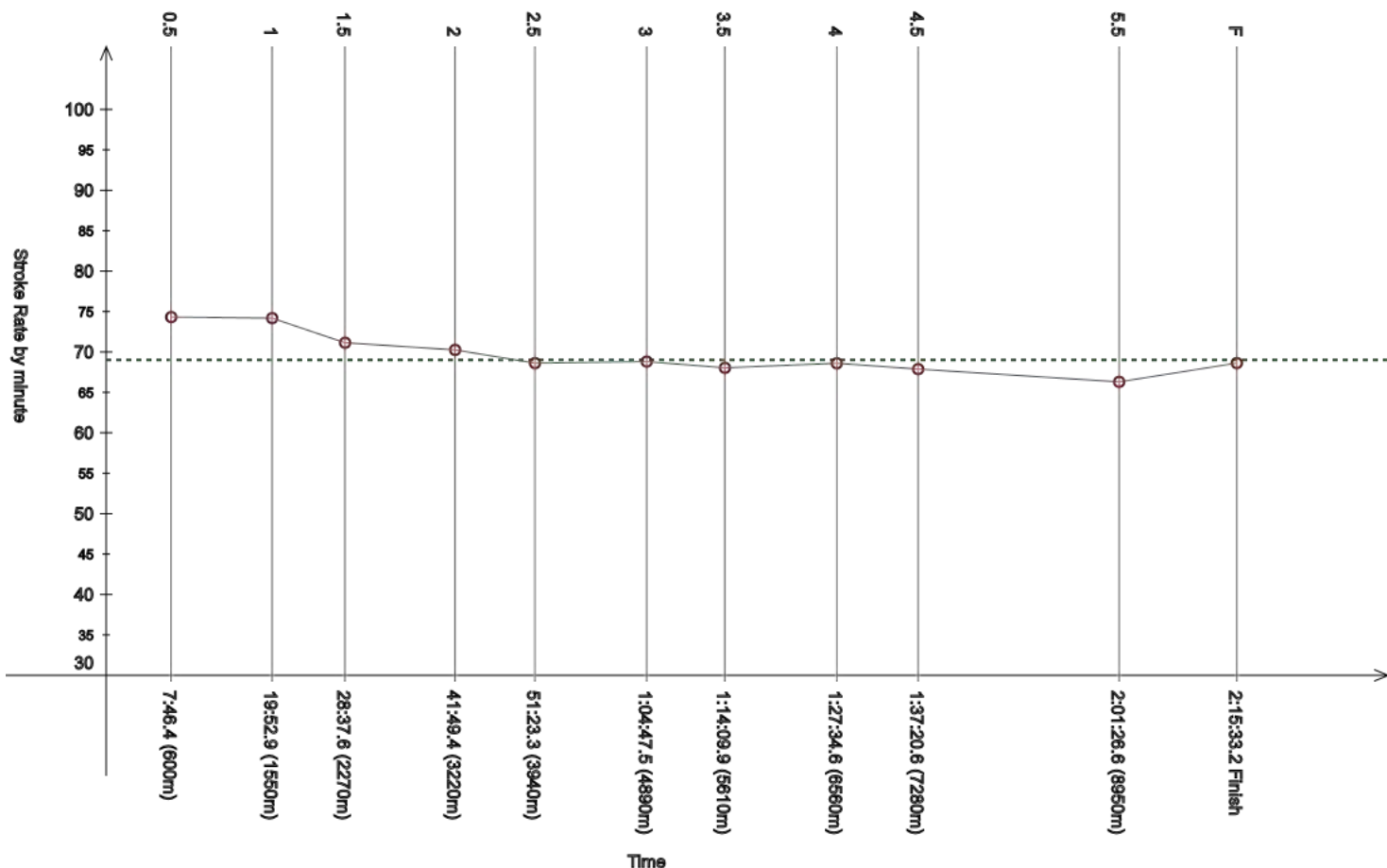
Event 101
3 FEB 2024 - 10:30

Women's 10km

Race Analysis

REVISED
3 FEB 15:10

Rank	Bib	Name	NAT Code							Finish Time	Gap					
56	49	VANEGAS Yanci	GUA							2:15:33.2	+18:06.4					
Lap	Time	Rank	Gap	SPM	Lap	Time	Rank	Gap	SPM	Lap	Time	Rank	Gap	SPM	SPM	STC
0.5	7:46.4	(58)	+27.4	74.3	1	19:52.9	(59)	++	74.2	1.5	28:37.6	(58)	++	71.1		
						12:06.5					8:44.7					
2	41:49.4	(58)	++	70.3	2.5	51:23.3	(57)	++	68.6	3	1:04:47.5	(58)	++	68.8		
	13:11.8					9:33.9					13:24.2					
3.5	1:14:09.9	(57)	++	68.0	4	1:27:34.6	(56)	++	68.6	4.5	1:37:20.6	(57)	++	67.9	69.0	9494
	9:22.4					13:24.7					9:46.0					
5	-	-	-	-	5.5	2:01:26.6	(56)	++	66.3	F	2:15:33.2	(56)	++	68.6		
	-					-					14:06.6					



Legend:	-	Information not available	----	Stroke Rate Average
	+	Gap or time behind	++	One minute or more behind in split time
	F	Finish	SPM	Average strokes per minute
	STC	Total strokes		

Official Timekeeping by OMEGA

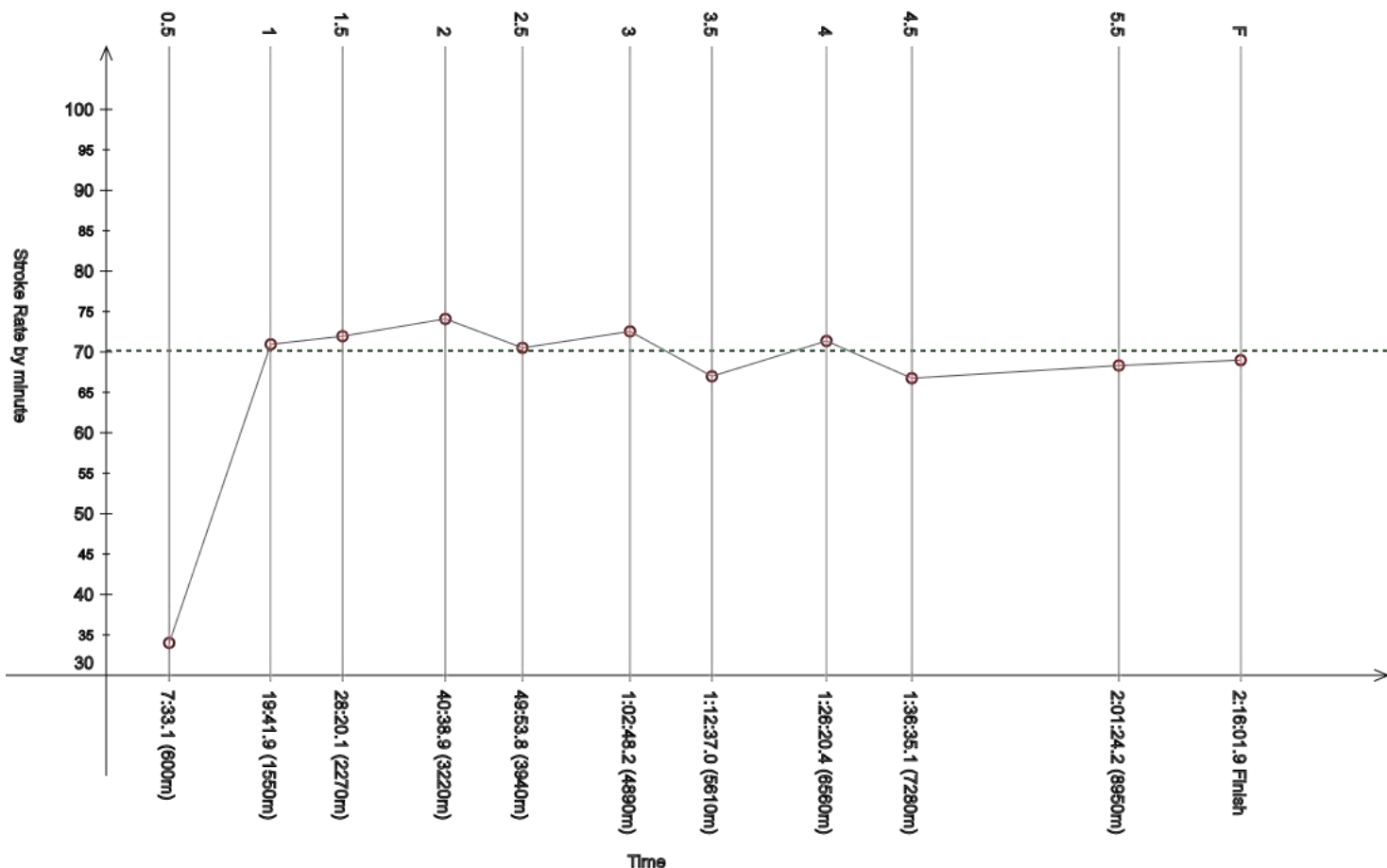
Event 101
3 FEB 2024 - 10:30

Women's 10km

Race Analysis

REVISED
3 FEB 15:10

Rank	Bib	Name	NAT Code					Finish Time	Gap							
57	31	FEDOTOVA Mariya	KAZ					2:16:01.9	+18:35.1							
Lap	Time	Rank	Gap	SPM	Lap	Time	Rank	Gap	SPM	Lap	Time	Rank	Gap	SPM	SPM	STC
0.5	7:33.1	(40)	+14.1	34.0	1	19:41.9	(55)	+57.9	71.0	1.5	28:20.1	(55)	++	72.0		
						12:08.8					8:38.2					
2	40:38.9	(55)	++	74.1	2.5	49:53.8	(54)	++	70.5	3	1:02:48.2	(55)	++	72.5		
	12:18.8					9:14.9					12:54.4					
3.5	1:12:37.0	(54)	++	67.0	4	1:26:20.4	(54)	++	71.4	4.5	1:36:35.1	(54)	++	66.8	70.2	9583
	9:48.8					13:43.4					10:14.7					
5	-	-	-	-	5.5	2:01:24.2	(55)	++	68.3	F	2:16:01.9	(57)	++	69.0		
	-					-					14:37.7					



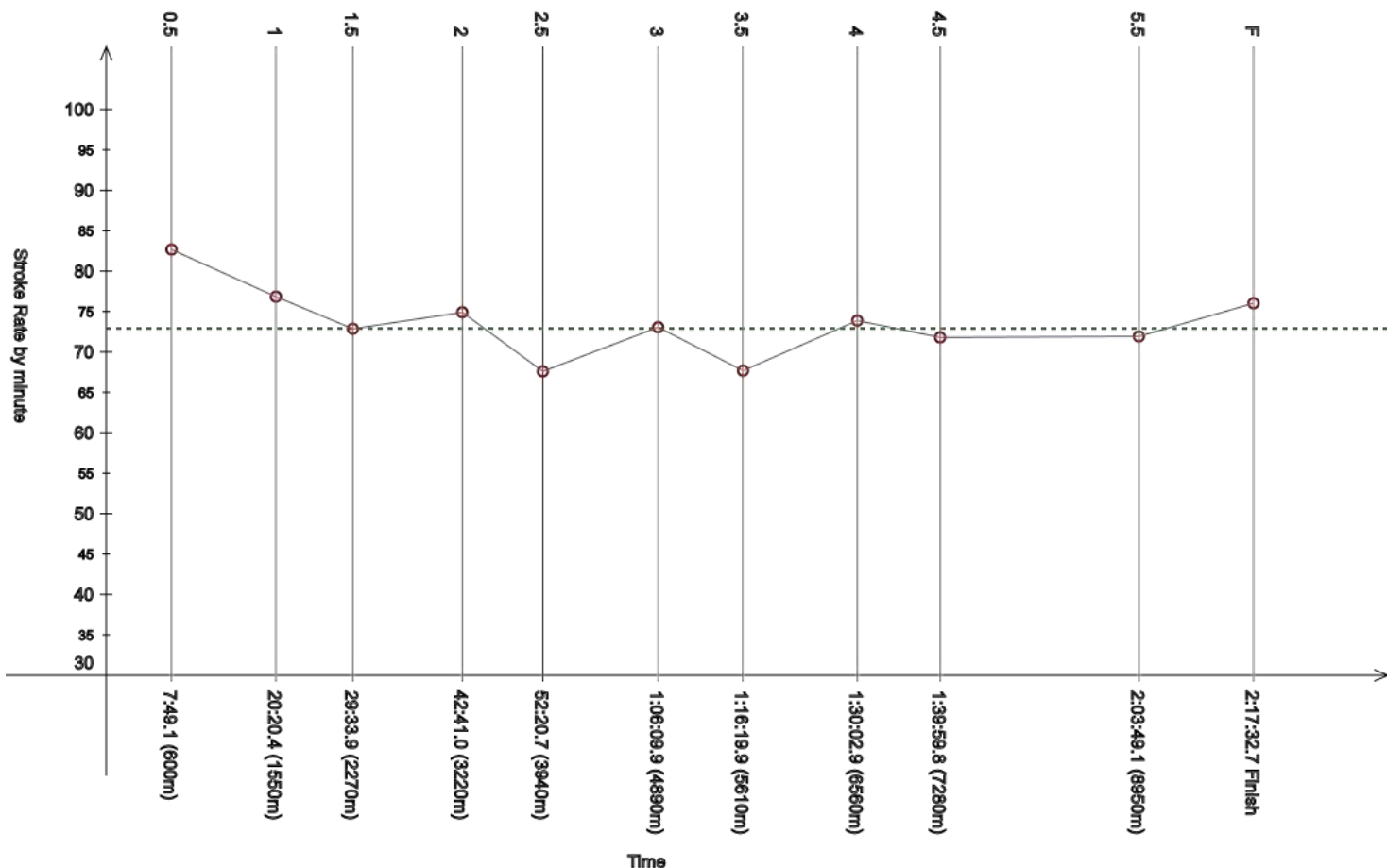
Legend:	- Information not available	---- Stroke Rate Average
+	Gap or time behind	++ One minute or more behind in split time
F	Finish	SPM Average strokes per minute
STC	Total strokes	

Official Timekeeping by OMEGA

Race Analysis

REVISED
3 FEB 15:10

Rank	Bib	Name	NAT Code					Finish Time	Gap							
58	16	TASZHANOVA Diana	KAZ					2:17:32.7	+20:05.9							
Lap	Time	Rank	Gap	SPM	Lap	Time	Rank	Gap	SPM	Lap	Time	Rank	Gap	SPM	SPM	STC
0.5	7:49.1	(59)	+30.1	82.7	1	20:20.4	(60)	++	76.8	1.5	29:33.9	(61)	++	72.9		
						12:31.3					9:13.5					
2	42:41.0	(61)	++	74.9	2.5	52:20.7	(60)	++	67.6	3	1:06:09.9	(62)	++	73.1		
	13:07.1					9:39.7					13:49.2					
3.5	1:16:19.9	(60)	++	67.7	4	1:30:02.9	(60)	++	73.9	4.5	1:39:59.8	(60)	++	71.8	72.9	10017
	10:10.0					13:43.0					9:56.9					
5	-	-	-	-	5.5	2:03:49.1	(60)	++	71.9	F	2:17:32.7	(58)	++	76.0		
	-					-					13:43.6					



Legend:	- Information not available	---- Stroke Rate Average
+	Gap or time behind	++ One minute or more behind in split time
F	Finish	SPM Average strokes per minute
STC	Total strokes	

Official Timekeeping by OMEGA

Event 101

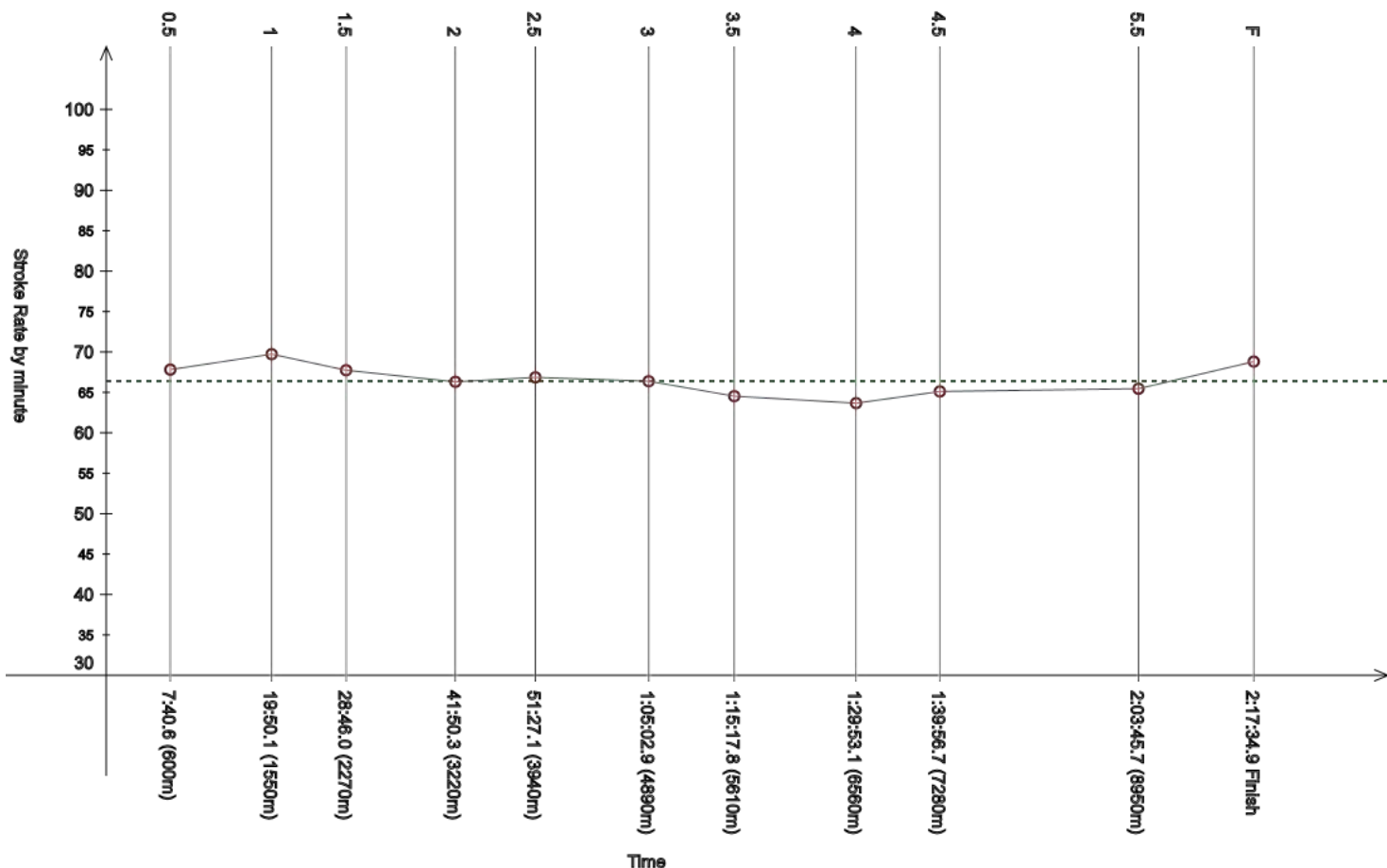
3 FEB 2024 - 10:30

Women's 10km

Race Analysis

REVISED
3 FEB 15:10

Rank	Bib	Name	NAT Code					Finish Time	Gap							
59	15	CHOOPONG Pimpun	THA					2:17:34.9	+20:08.1							
Lap	Time	Rank	Gap	SPM	Lap	Time	Rank	Gap	SPM	Lap	Time	Rank	Gap	SPM	SPM	STC
0.5	7:40.6	(57)	+21.6	67.8	1	19:50.1	(58)	++	69.7	1.5	28:46.0	(59)	++	67.7		
						12:09.5					8:55.9					
2	41:50.3	(59)	++	66.3	2.5	51:27.1	(58)	++	66.9	3	1:05:02.9	(60)	++	66.4		
	13:04.3					9:36.8					13:35.8				66.4	9210
3.5	1:15:17.8	(59)	++	64.5	4	1:29:53.1	(59)	++	63.7	4.5	1:39:56.7	(58)	++	65.1		
	10:14.9					14:35.3					10:03.6					
5	-	-	-	-	5.5	2:03:45.7	(59)	++	65.5	F	2:17:34.9	(59)	++	68.8		
	-					-					13:49.2					



Legend:			
-	Information not available	----	Stroke Rate Average
+	Gap or time behind	++	One minute or more behind in split time
F	Finish	SPM	Average strokes per minute
STC	Total strokes		

Official Timekeeping by OMEGA

Event 101

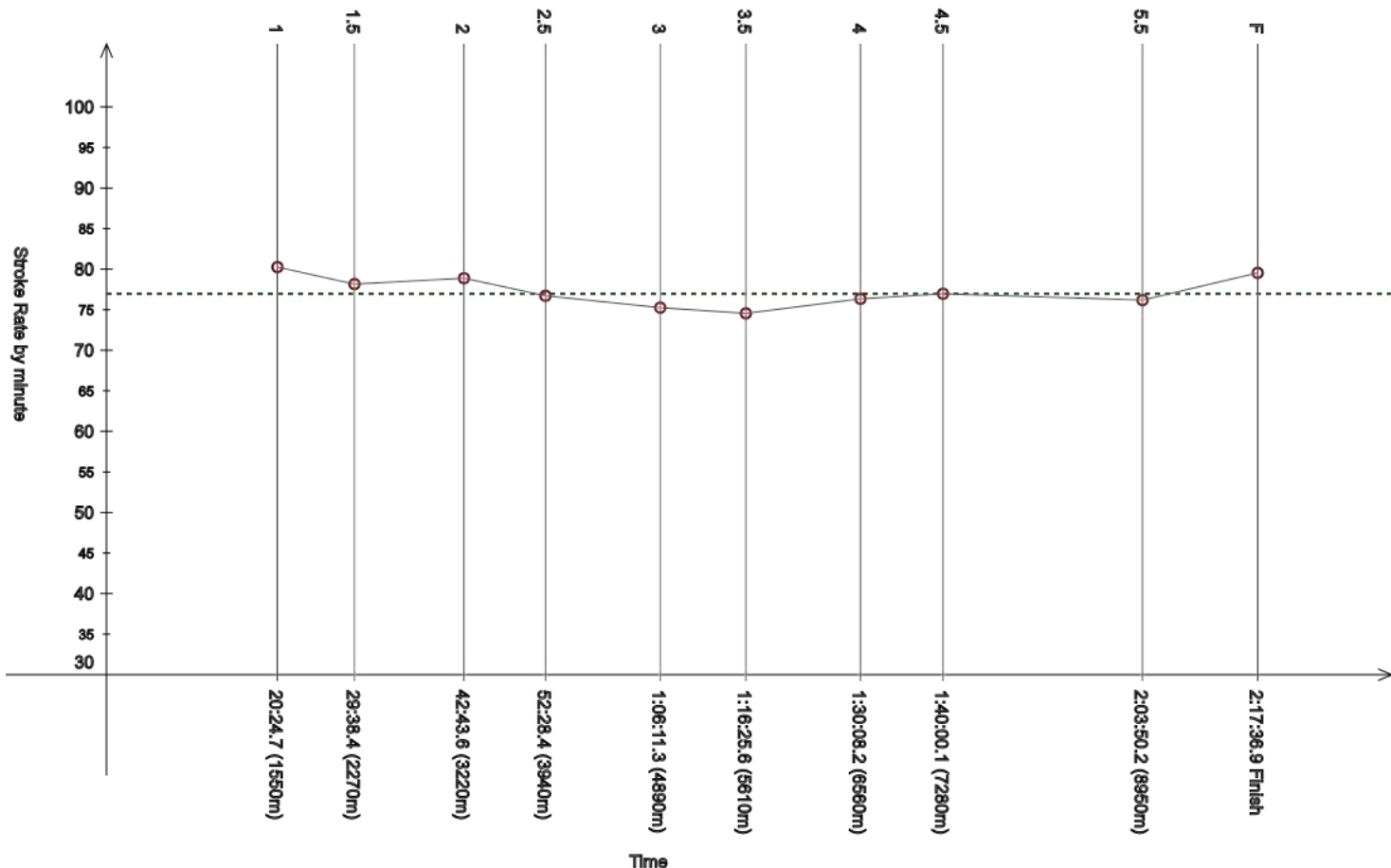
3 FEB 2024 - 10:30

Women's 10km

Race Analysis

REVISED
3 FEB 15:10

Rank	Bib Name		NAT Code			Finish Time			Gap							
60	4 PORRES Maria		GUA			2:17:36.9			+20:10.1							
Lap	Time	Rank	Gap	SPM	Lap	Time	Rank	Gap	SPM	Lap	Time	Rank	Gap	SPM	SPM	STC
0.5	-	-	-	-	1	20:24.7	(63)	++	80.3	1.5	29:38.4	(63)	++	78.2		
						-					9:13.7					
2	42:43.6	(63)	++	78.9	2.5	52:28.4	(62)	++	76.7	3	1:06:11.3	(63)	++	75.3		
	13:05.2					9:44.8					13:42.9					
3.5	1:16:25.6	(62)	++	74.6	4	1:30:08.2	(62)	++	76.3	4.5	1:40:00.1	(61)	++	77.0	77.0	10716
	10:14.3					13:42.6					9:51.9					
5	-	-	-	-	5.5	2:03:50.2	(61)	++	76.2	F	2:17:36.9	(60)	++	79.5		
	-					-					13:46.7					



Legend:			
-	Information not available	----	Stroke Rate Average
+	Gap or time behind	++	One minute or more behind in split time
F	Finish	SPM	Average strokes per minute
STC	Total strokes		

Official Timekeeping by OMEGA

Event 101
3 FEB 2024 - 10:30

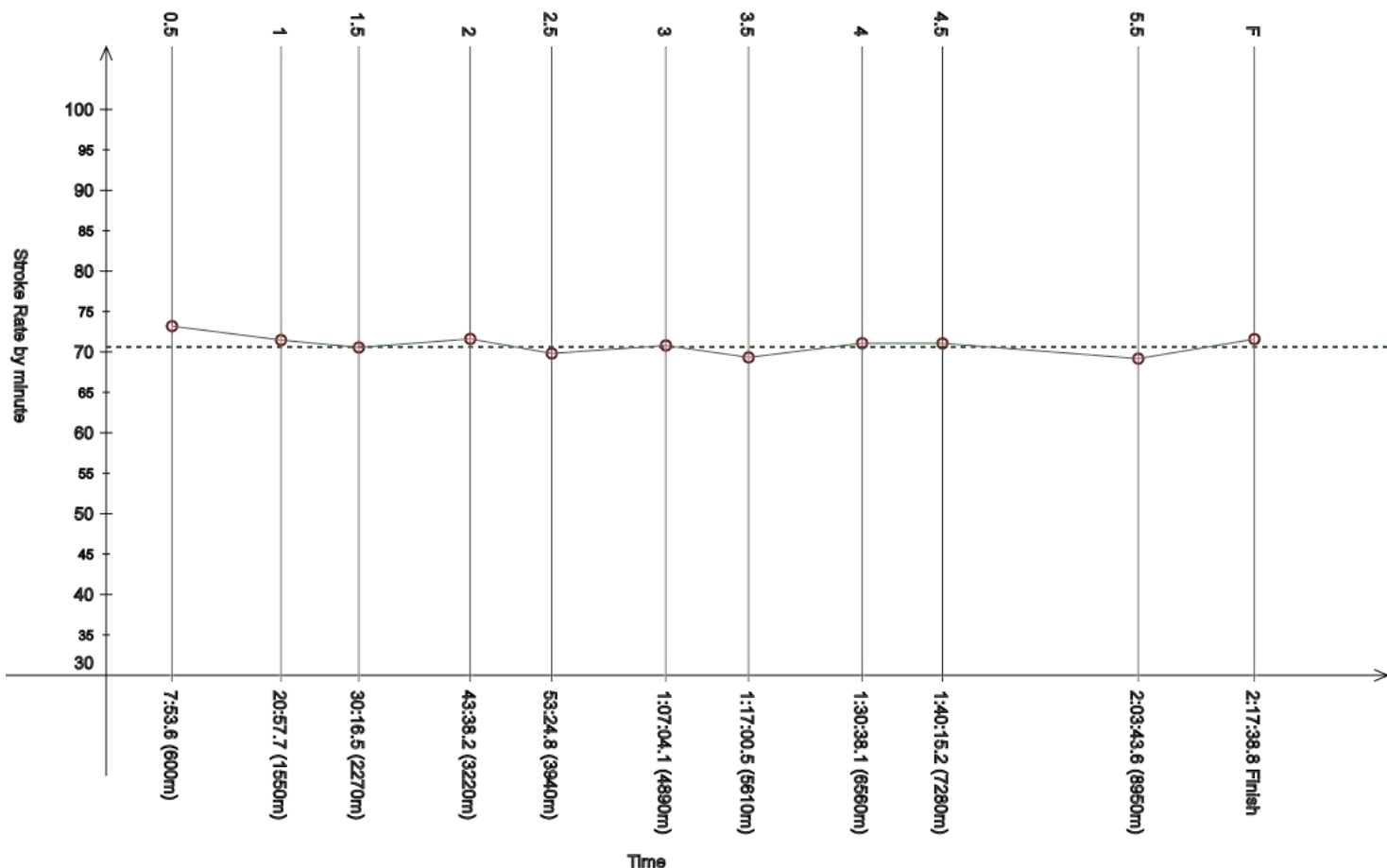
Women's 10km

Race Analysis

REVISED

3 FEB 15:10

Rank	Bib Name					NAT Code					Finish Time					Gap
61	65 QUILES Alondra Itzel					PUR					2:17:38.8					+20:12.0
Lap	Time	Rank	Gap	SPM	Lap	Time	Rank	Gap	SPM	Lap	Time	Rank	Gap	SPM	SPM	STC
0.5	7:53.6	(64)	+34.6	73.2	1	20:57.7	(66)	++	71.5	1.5	30:16.5	(65)	++	70.6		
						13:04.1					9:18.8					
2	43:38.2	(66)	++	71.6	2.5	53:24.8	(64)	++	69.8	3	1:07:04.1	(65)	++	70.8		
	13:21.7					9:46.6					13:39.3					
3.5	1:17:00.5	(64)	++	69.3	4	1:30:38.1	(64)	++	71.1	4.5	1:40:15.2	(63)	++	71.1	70.6	9812
	9:56.4					13:37.6					9:37.1					
5	-	-	-	-	5.5	2:03:43.6	(58)	++	69.2	F	2:17:38.8	(61)	++	71.6		
	-					-					13:55.2					



Legend:	- Information not available	---- Stroke Rate Average
	+ Gap or time behind	++ One minute or more behind in split time
	F Finish	SPM Average strokes per minute
	STC Total strokes	

Official Timekeeping by OMEGA

Event 101
3 FEB 2024 - 10:30

Women's 10km

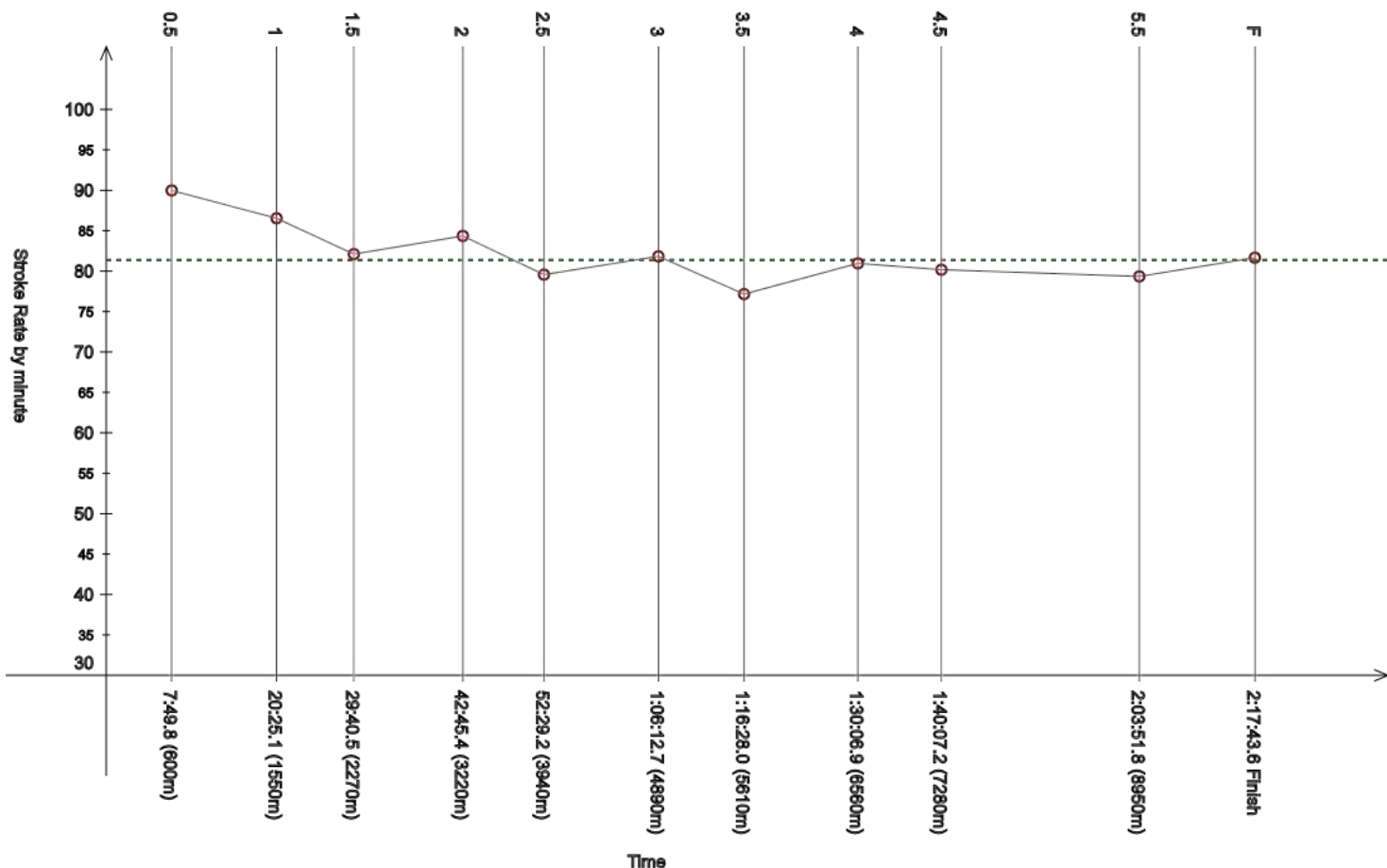
Race Analysis

REVISED

3 FEB 15:10

Rank	Bib	Name	NAT Code	Finish Time	Gap
62	71	APONTE TERAN Ruthseli Guadalupe	VEN	2:17:43.6	+20:16.8

Lap	Time	Rank	Gap	SPM	Lap	Time	Rank	Gap	SPM	Lap	Time	Rank	Gap	SPM	SPM	STC
0.5	7:49.8	(60)	+30.8	90.0	1	20:25.1	(64)	++	86.5	1.5	29:40.5	(64)	++	82.1		
						12:35.3					9:15.4					
2	42:45.4	(64)	++	84.4	2.5	52:29.2	(63)	++	79.6	3	1:06:12.7	(64)	++	81.8		
	13:04.9					9:43.8					13:43.5					
3.5	1:16:28.0	(63)	++	77.2	4	1:30:06.9	(61)	++	81.0	4.5	1:40:07.2	(62)	++	80.2	81.4	11269
	10:15.3					13:38.9					10:00.3					
5	-	-	-	-	5.5	2:03:51.8	(62)	++	79.4	F	2:17:43.6	(62)	++	81.7		
	-					-					13:51.8					



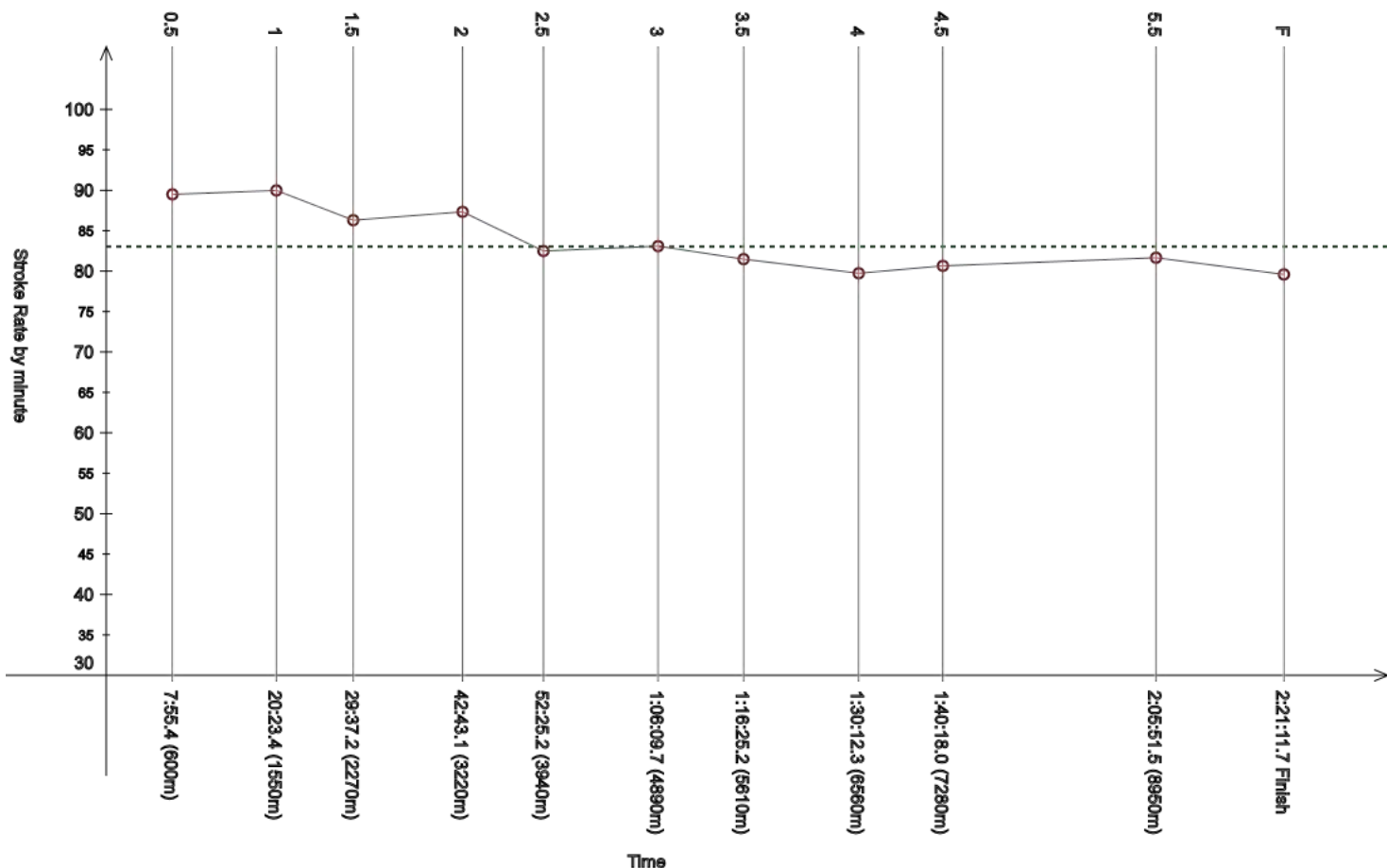
Legend:	- Information not available	---- Stroke Rate Average
+	Gap or time behind	++ One minute or more behind in split time
F	Finish	SPM Average strokes per minute
STC	Total strokes	

Official Timekeeping by OMEGA

Race Analysis

REVISED
3 FEB 15:10

Rank	Bib	Name	NAT Code					Finish Time					Gap			
63	1	PORTILLO Fatima	ESA					2:21:11.7					+23:44.9			
Lap	Time	Rank	Gap	SPM	Lap	Time	Rank	Gap	SPM	Lap	Time	Rank	Gap	SPM	SPM	STC
0.5	7:55.4	(66)	+36.4	89.5	1	20:23.4	(62)	++	90.0	1.5	29:37.2	(62)	++	86.3		
						12:28.0					9:13.8					
2	42:43.1	(62)	++	87.3	2.5	52:25.2	(61)	++	82.5	3	1:06:09.7	(61)	++	83.1		
	13:05.9					9:42.1					13:44.5					
3.5	1:16:25.2	(61)	++	81.5	4	1:30:12.3	(63)	++	79.7	4.5	1:40:18.0	(64)	++	80.7	83.0	11819
	10:15.5					13:47.1					10:05.7					
5	-	-	-	-	5.5	2:05:51.5	(63)	++	81.7	F	2:21:11.7	(63)	++	79.6		
	-					-					15:20.2					



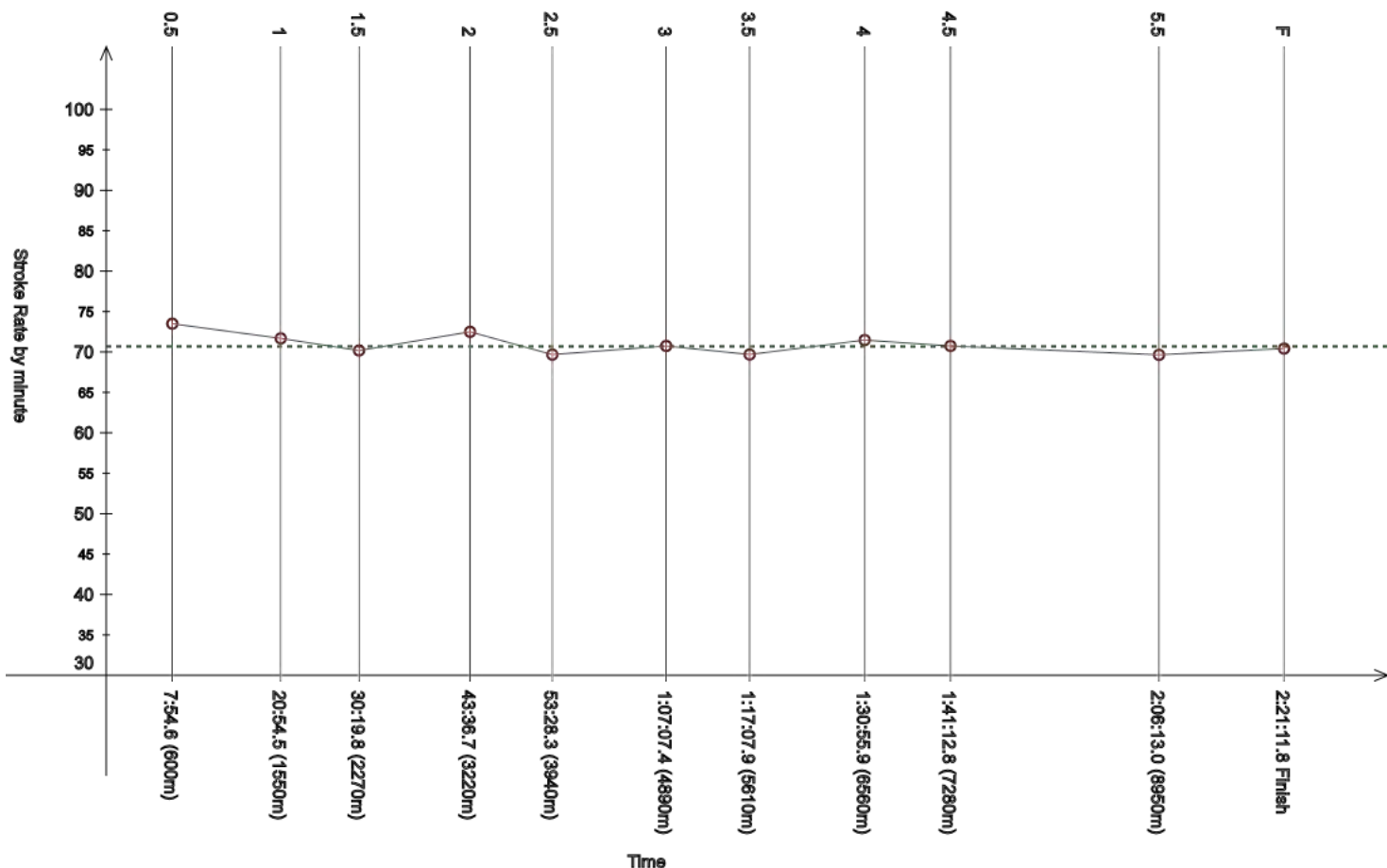
Legend:			
-	Information not available	----	Stroke Rate Average
+	Gap or time behind	++	One minute or more behind in split time
F	Finish	SPM	Average strokes per minute
STC	Total strokes		

Official Timekeeping by OMEGA

Race Analysis

REVISED
3 FEB 15:10

Rank	Bib	Name	NAT Code					Finish Time	Gap						
64	64	CHANDRA Ashmitha	IND					2:21:11.8	+23:45.0						
Lap	Time	Rank	Gap	SPM	Lap	Time	Rank	Gap	SPM	Lap	Time	Rank	Gap	SPM	STC
0.5	7:54.6	(65)	+35.6	73.5	1	20:54.5	(65)	++	71.7	1.5	30:19.8	(66)	++	70.2	
						12:59.9					9:25.3				
2	43:36.7	(65)	++	72.5	2.5	53:28.3	(65)	++	69.7	3	1:07:07.4	(66)	++	70.7	
	13:16.9					9:51.6					13:39.1				
3.5	1:17:07.9	(65)	++	69.7	4	1:30:55.9	(65)	++	71.5	4.5	1:41:12.8	(65)	++	70.7	70.7
	10:00.5					13:48.0					10:16.9				10018
5	-	-	-	-	5.5	2:06:13.0	(64)	++	69.6	F	2:21:11.8	(64)	++	70.4	
	-					-					14:58.8				



Legend:	-	Information not available	----	Stroke Rate Average
	+	Gap or time behind	++	One minute or more behind in split time
	F	Finish	SPM	Average strokes per minute
	STC	Total strokes		

Official Timekeeping by OMEGA

Event 101
3 FEB 2024 - 10:30

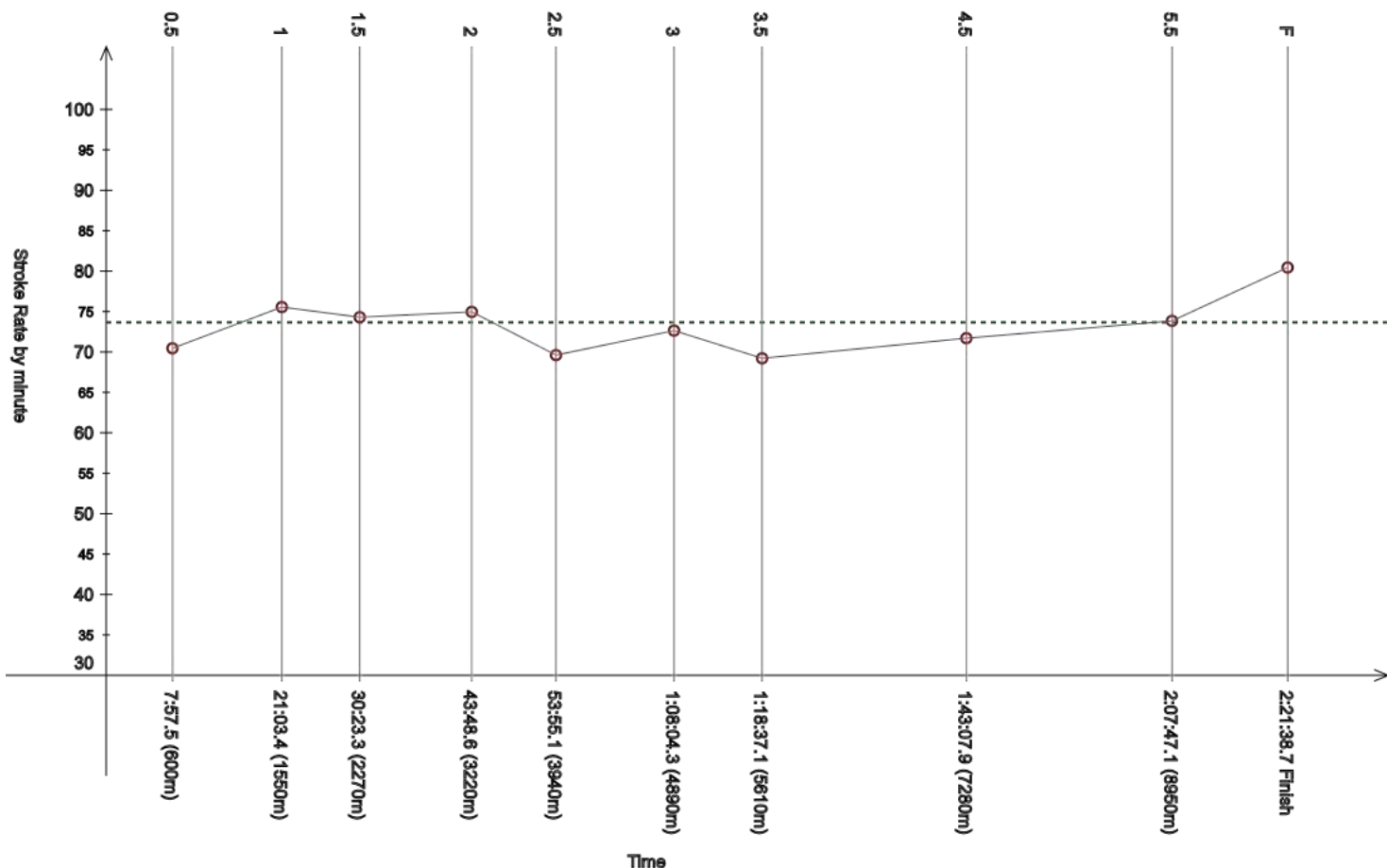
Women's 10km

Race Analysis

REVISED

3 FEB 15:10

Rank	Bib Name	NAT Code	Finish Time	Gap											
65	25 HERNADEZ Isabella	DOM	2:21:38.7	+24:11.9											
Lap	Time	Rank	Gap	SPM	Lap	Time	Rank	Gap	SPM	Lap	Time	Rank	Gap	SPM	STC
0.5	7:57.5	(67)	+38.5	70.5	1	21:03.4	(68)	++	75.6	1.5	30:23.3	(68)	++	74.3	
						13:05.9					9:19.9				
2	43:48.6	(=67)	++	75.0	2.5	53:55.1	(67)	++	69.6	3	1:08:04.3	(68)	++	72.6	
	13:25.3					10:06.5					14:09.2				
3.5	1:18:37.1	(67)	++	69.2	4	-	-	-	-	4.5	1:43:07.9	(67)	++	71.7	73.7
	10:32.8					-	-	-	-		-				10462
5	-	-	-	-	5.5	2:07:47.1	(66)	++	73.8	F	2:21:38.7	(65)	++	80.4	
	-					-					13:51.6				



Legend:			
-	Information not available	----	Stroke Rate Average
+	Gap or time behind	++	One minute or more behind in split time
F	Finish	SPM	Average strokes per minute
STC	Total strokes		

Official Timekeeping by OMEGA

Event 101

3 FEB 2024 - 10:30

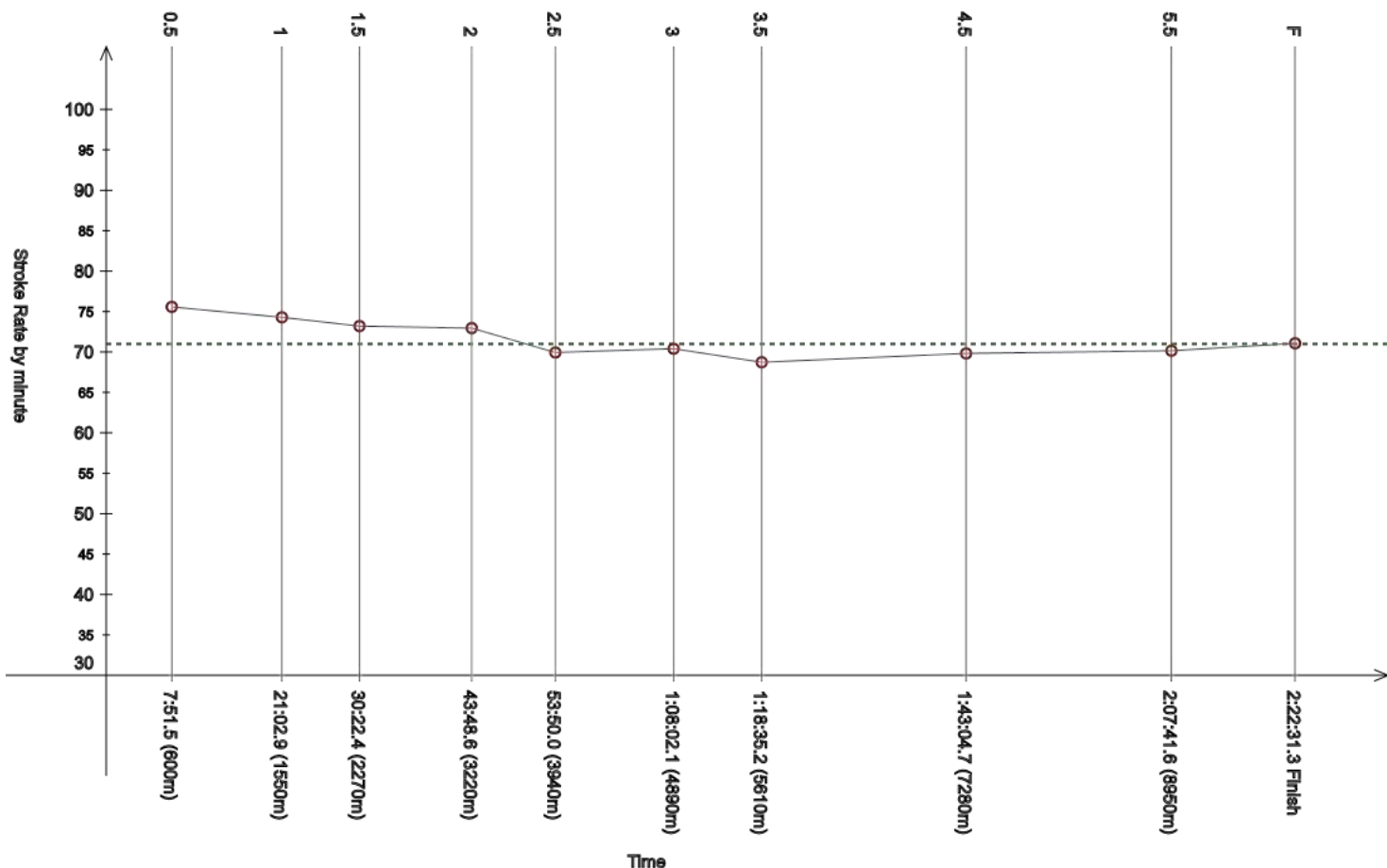
Women's 10km

Race Analysis

REVISED
3 FEB 15:10

Rank	Bib	Name	NAT Code	Finish Time	Gap
66	14	GUADAMURO Mariela	PUR	2:22:31.3	+25:04.5

Lap	Time	Rank	Gap	SPM	Lap	Time	Rank	Gap	SPM	Lap	Time	Rank	Gap	SPM	SPM	STC
0.5	7:51.5	(62)	+32.5	75.6	1	21:02.9	(67)	++	74.3	1.5	30:22.4	(67)	++	73.2		
						13:11.4					9:19.5					
2	43:48.6	(=67)	++	73.0	2.5	53:50.0	(66)	++	69.9	3	1:08:02.1	(67)	++	70.4		
	13:26.2					10:01.4					14:12.1					
3.5	1:18:35.2	(66)	++	68.7	4	-	-	-	-	4.5	1:43:04.7	(66)	++	69.8	71.0	10255
	10:33.1					-	-	-	-		-					
5	-	-	-	-	5.5	2:07:41.6	(65)	++	70.2	F	2:22:31.3	(66)	++	71.1		
	-					-					14:49.7					



Legend:			
-	Information not available	----	Stroke Rate Average
+	Gap or time behind	++	One minute or more behind in split time
F	Finish	SPM	Average strokes per minute
STC	Total strokes		

Official Timekeeping by OMEGA

Event 101

3 FEB 2024 - 10:30

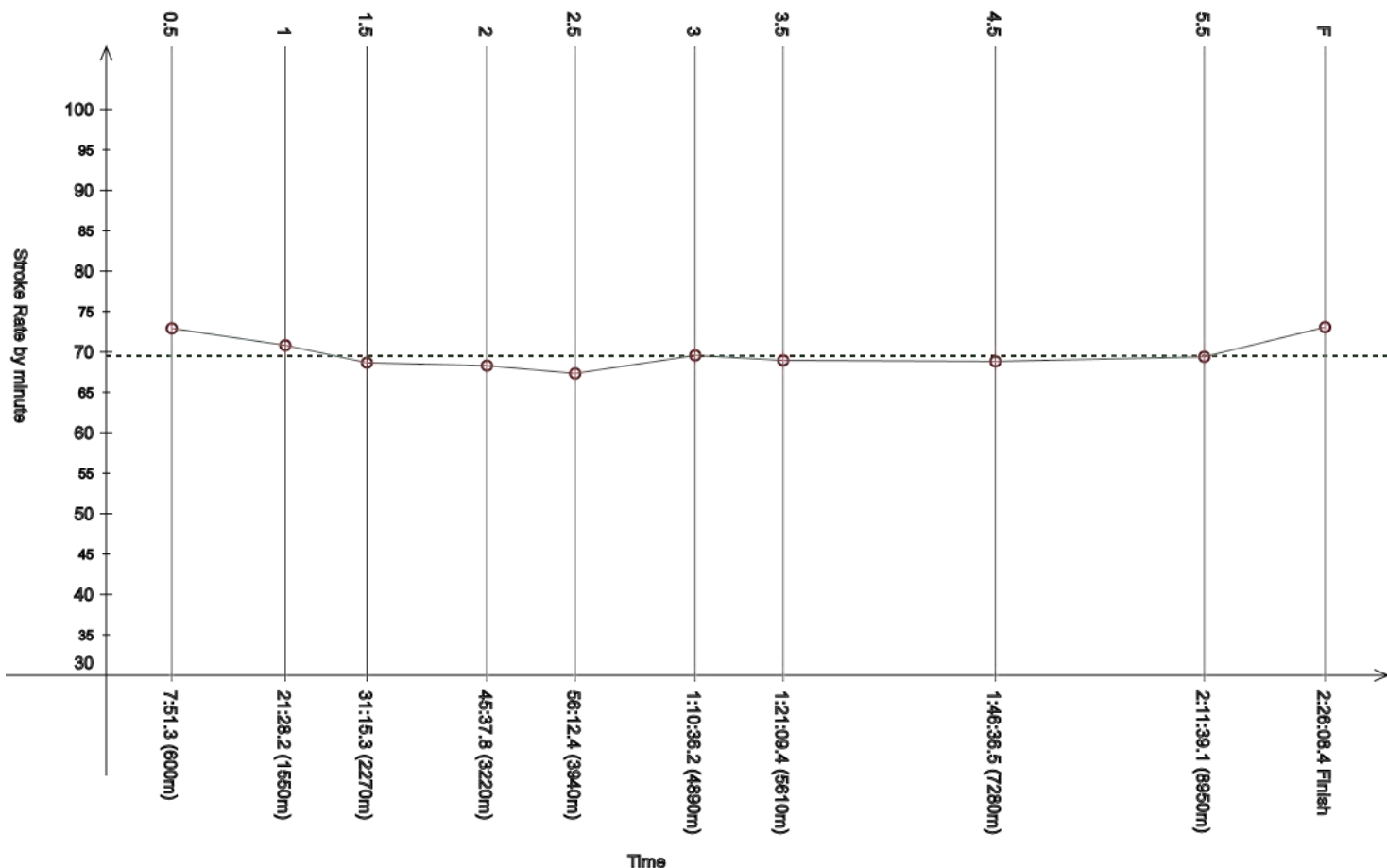
Women's 10km

Race Analysis

REVISED
3 FEB 15:10

Rank	Bib	Name	NAT Code	Finish Time	Gap
67	27	NG Ashley Yi Ting	SGP	2:26:08.4	+28:41.6

Lap	Time	Rank	Gap	SPM	Lap	Time	Rank	Gap	SPM	Lap	Time	Rank	Gap	SPM	SPM	STC
0.5	7:51.3	(61)	+32.3	72.9	1	21:28.2	(69)	++	70.8	1.5	31:15.3	(69)	++	68.7		
						13:36.9					9:47.1					
2	45:37.8	(69)	++	68.3	2.5	56:12.4	(68)	++	67.3	3	1:10:36.2	(69)	++	69.6		
	14:22.5					10:34.6					14:23.8				69.5	10229
3.5	1:21:09.4	(68)	++	69.0	4	-	-	-	-	4.5	1:46:36.5	(68)	++	68.8		
	10:33.2					-					-					
5	-	-	-	-	5.5	2:11:39.1	(67)	++	69.4	F	2:26:08.4	(67)	++	73.1		
	-					-					14:29.3					



Legend:			
-	Information not available	----	Stroke Rate Average
+	Gap or time behind	++	One minute or more behind in split time
F	Finish	SPM	Average strokes per minute
STC	Total strokes		

Official Timekeeping by OMEGA

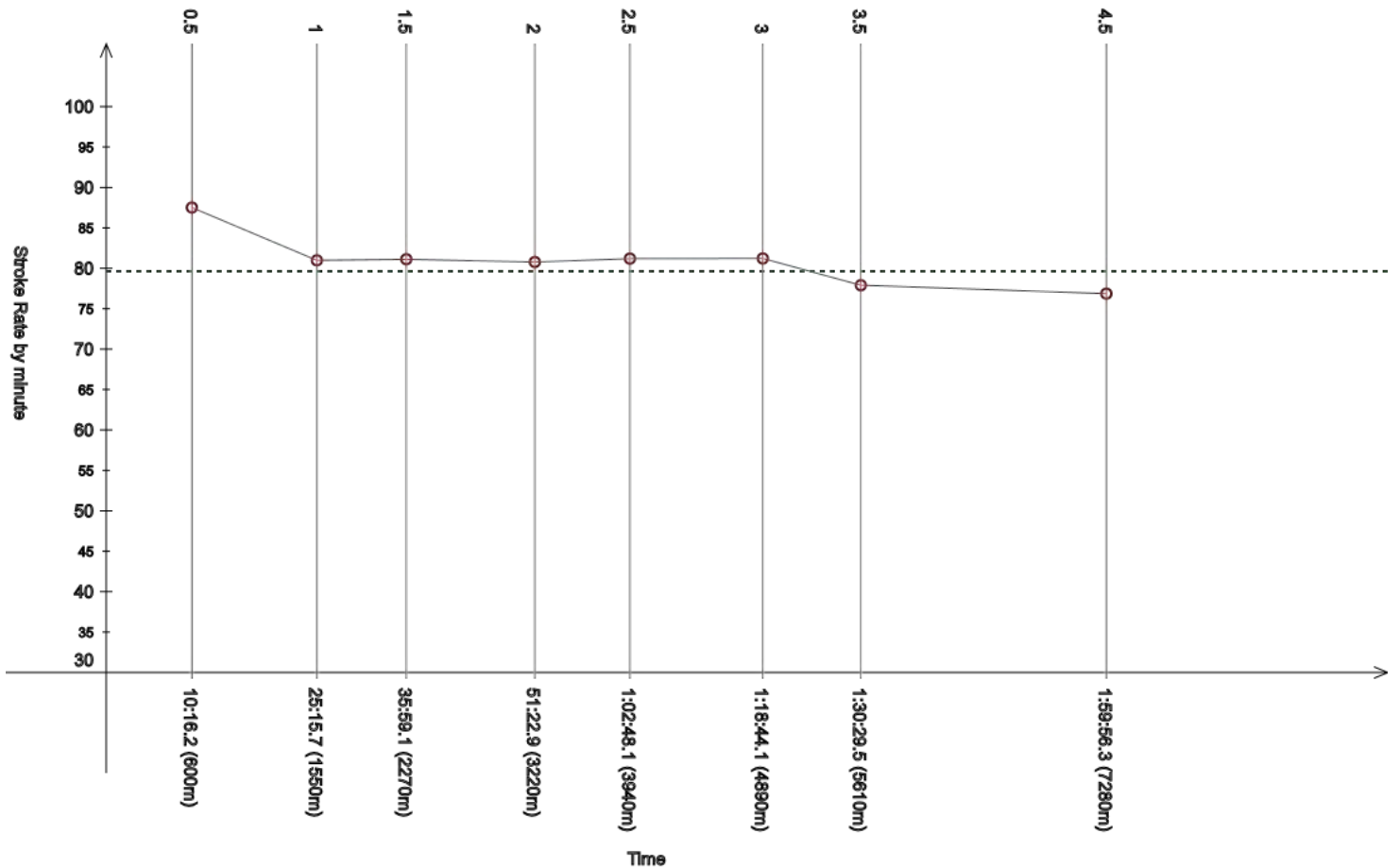
Event 101
3 FEB 2024 - 10:30

Women's 10km

Race Analysis

REVISED
3 FEB 15:10

Rank	Bib Name					NAT Code					Finish Time					Gap
	33 PORUR KALAN RAJAGOPAL RAVI Mahalak.					IND					OTL					
Lap	Time	Rank	Gap	SPM	Lap	Time	Rank	Gap	SPM	Lap	Time	Rank	Gap	SPM	SPM	STC
0.5	10:16.2	(69)	++	87.5	1	25:15.7	(71)	++	81.0	1.5	35:59.1	(70)	++	81.1		
						14:59.5					10:43.4					
2	51:22.9	(70)	++	80.8	2.5	1:02:48.1	(69)	++	81.2	3	1:18:44.1	(70)	++	81.2		
	15:23.8					11:25.2					15:56.0					
3.5	1:30:29.5	(69)	++	77.9	4	-	-	-	-	4.5	1:59:56.3	(69)	++	76.9	79.6	9606
	11:45.4					-					-					
5					5.5						F					



Legend:	- Information not available	---- Stroke Rate Average
++	One minute or more behind in split time	F Finish
OTL	Outside Time Limit	SPM Average strokes per minute
STC	Total strokes	

Official Timekeeping by OMEGA

Event 101

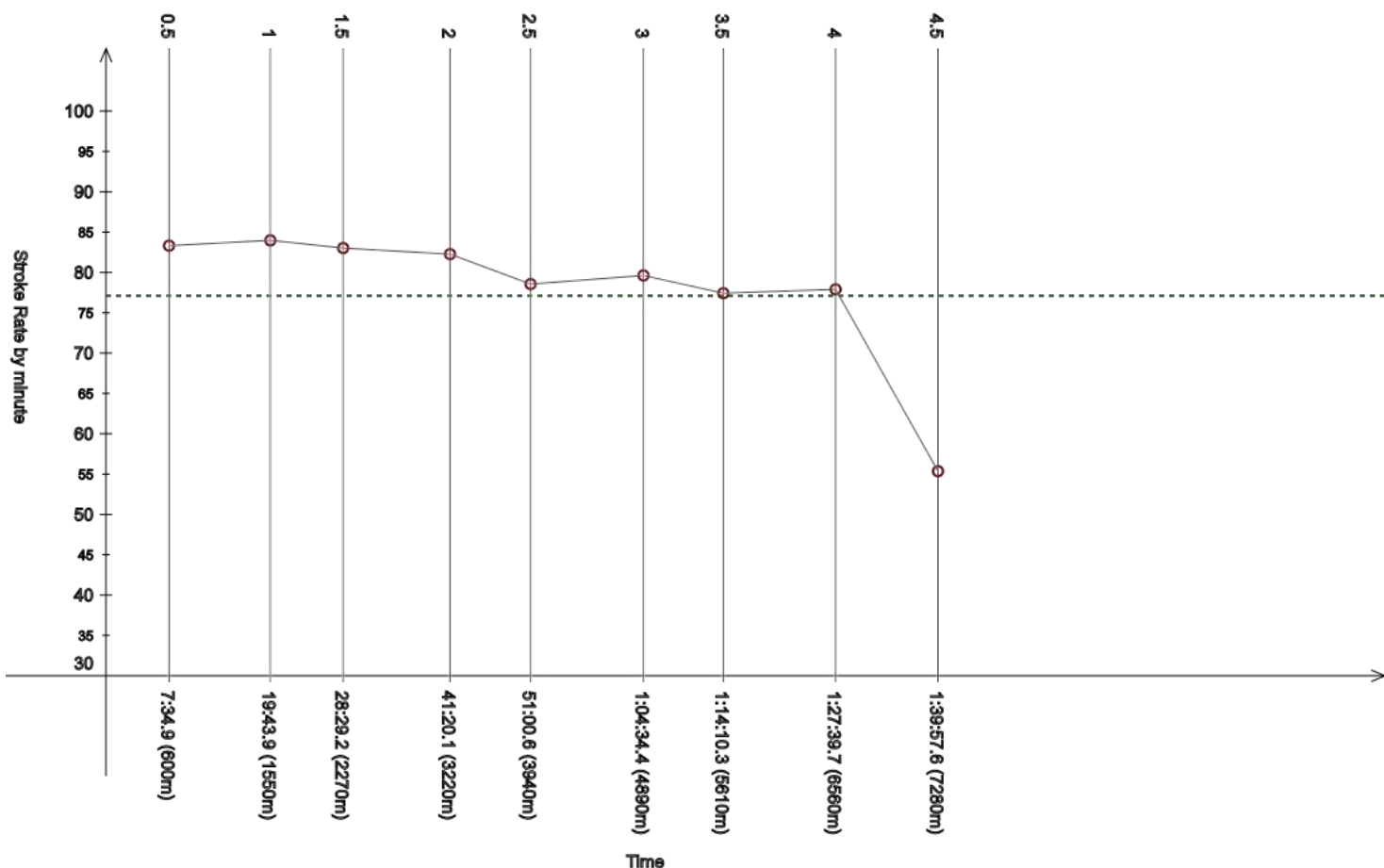
3 FEB 2024 - 10:30

Women's 10km

Race Analysis

REVISED
3 FEB 15:10

Rank	Bib	Name	NAT Code					Finish Time	Gap							
	32	BOZ Sezen Akanda	TUR					DNF								
Lap	Time	Rank	Gap	SPM	Lap	Time	Rank	Gap	SPM	Lap	Time	Rank	Gap	SPM	SPM	STC
0.5	7:34.9	(=46)	+15.9	83.3	1	19:43.9	(56)	+59.9	84.0	1.5	28:29.2	(56)	++	83.0		
						12:09.0					8:45.3					
2	41:20.1	(56)	++	82.3	2.5	51:00.6	(55)	++	78.6	3	1:04:34.4	(57)	++	79.6		
						9:40.5					13:33.8					
3.5	1:14:10.3	(58)	++	77.4	4	1:27:39.7	(58)	++	77.9	4.5	1:39:57.6	(59)	++	55.4	77.1	7764
						13:29.4					12:17.9					
5	9:35.9				5.5					F						



Legend:	Stroke Rate Average	+	Gap or time behind	++	One minute or more behind in split time
DNF	Did Not Finish	F	Finish	SPM	Average strokes per minute
STC	Total strokes				

Official Timekeeping by OMEGA

Event 101

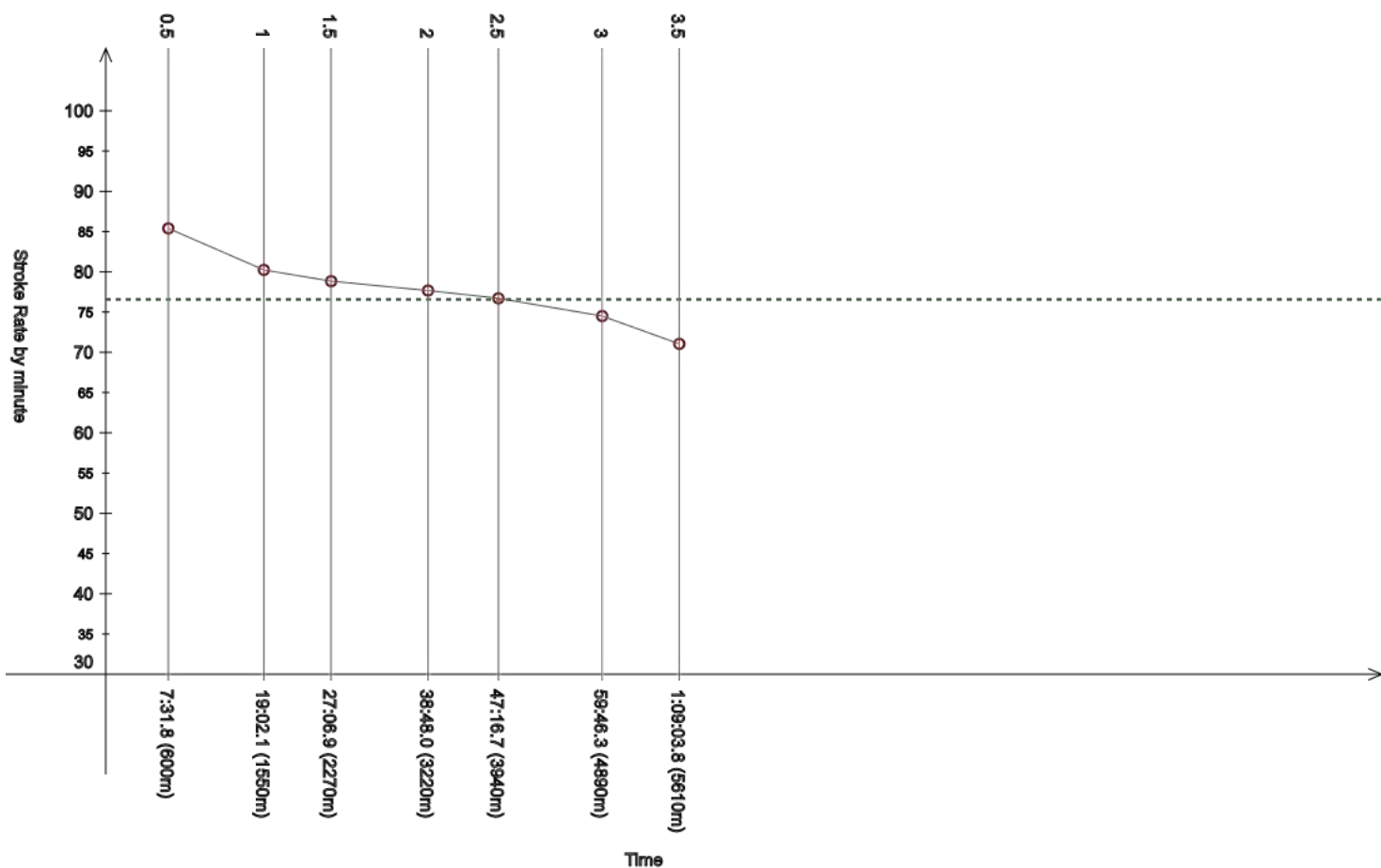
3 FEB 2024 - 10:30

Women's 10km

Race Analysis

REVISED
3 FEB 15:10

Rank	Bib	Name	NAT Code	Finish Time	Gap											
	34	BIAGIOLI Cecilia	ARG	DNF												
Lap	Time	Rank	Gap	SPM	Lap	Time	Rank	Gap	SPM	Lap	Time	Rank	Gap	SPM	SPM	STC
0.5	7:31.8	(35)	+12.8	85.4	1	19:02.1	(36)	+18.1	80.2	1.5	27:06.9	(21)	+18.6	78.8		
						11:30.3					8:04.8					
2	38:48.0	(42)	+41.6	77.7	2.5	47:16.7	(=42)	++	76.7	3	59:46.3	(47)	++	74.5		
	11:41.1					8:28.7					12:29.6				76.6	5338
3.5	1:09:03.8	(46)	++	71.1	4					4.5						
	9:17.5															
5					5.5					F						



Legend:					
---	Stroke Rate Average	+	Gap or time behind	++	One minute or more behind in split time
DNF	Did Not Finish	F	Finish	SPM	Average strokes per minute
STC	Total strokes				

Official Timekeeping by OMEGA

Event 101
3 FEB 2024 - 10:30

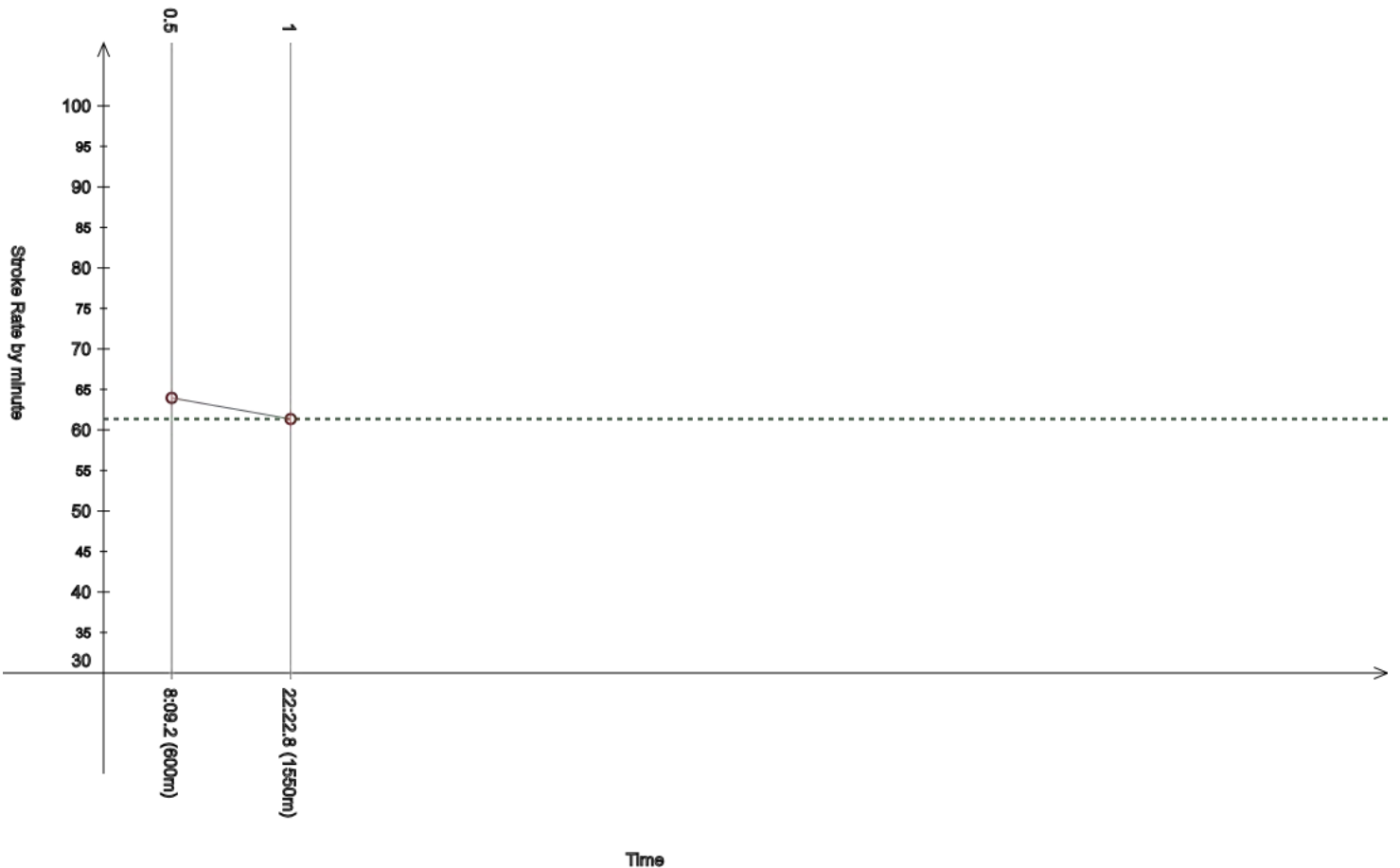
Women's 10km

Race Analysis

REVISED
3 FEB 15:10

Rank	Bib	Name	NAT Code	Finish Time	Gap
	37	SANTO Rafaela	ANG	DNF	

Lap	Time	Rank	Gap	SPM	Lap	Time	Rank	Gap	SPM	Lap	Time	Rank	Gap	SPM	SPM	STC
0.5	8:09.2	(68)	+50.2	64.0	1	22:22.8	(70)	++	61.4	1.5						
						14:13.6										
2					2.5					3						
3.5					4					4.5					61.4	1457
5					5.5					F						



Legend:	Stroke Rate Average	+	Gap or time behind	++	One minute or more behind in split time
DNF	Did Not Finish	F	Finish	SPM	Average strokes per minute
STC	Total strokes				

Official Timekeeping by OMEGA

Event 101
3 FEB 2024 - 10:30

Women's 10km

Race Incident Log

Race Time	Incident	Lap	Bib Number	Name	NAT Code
26:00	Did Not Finish	2	37	SANTO Rafaela	ANG
39:59	Yellow Flag	3	12	LOTTER Callan	RSA
1:18:59	Did Not Finish	4	34	BIAGIOLI Cecilia	ARG
2:04:59	Did Not Finish	5	32	BOZ Sezen Akanda	TUR
	Outside Time Limit	5	33	PORUR KALAN RAJAGOPAL RAVI Mahalak.	IND

Official Timekeeping by OMEGA

Medallists

Medal	Name	NAT
GOLD	van ROUWENDAAL Sharon	NED - Netherlands
SILVER	de VALDES Maria	ESP - Spain
BRONZE	ANDRE Angelica	POR - Portugal

Entry List by Event

As of THU 8 FEB 2024

Number of Entries: 22

NAT Code	Name	Date of Birth
ARG	ALBA Lucas Ezequiel	17 SEP 2000
	BIAGIOLI Cecilia	3 JAN 1985
	CASSINI Franco Ivo	21 JAN 1994
	GIORDANINO Candela	23 MAY 2004
AUS	GUBECKA Chelsea	8 SEP 1998
	JOHNSON Moesha	19 SEP 1997
	LEE Kyle	23 FEB 2002
	SLOMAN Nicholas	30 OCT 1997
BRA	CUNHA Ana Marcela	23 MAR 1992
	FARIAS Pedro	6 AUG 2002
	FIGUEIRINHA Henrique	17 JUL 2000
	JUNGBLUT Viviane	29 JUN 1996
CAN	FAN Hau-Li	8 SEP 1997
	FINLIN Emma	27 APR 2005
	HEDLIN Eric	18 APR 1993
	ORAVSKY Laila	26 FEB 2007
CHN	LIU Peixin	1 JAN 2006
	MAO Yihan	17 JUL 2009
	XIN Xin	6 NOV 1996
	ZHANG Jinhou	16 NOV 2002
CZE	BENESOVA Alena	16 APR 1998
	KOZUBEK Matej	11 MAY 1996
	PAVLACKA Lenka	8 AUG 1994
	STRAKA Martin	12 NOV 2000
FRA	CASSIGNOL Oceane	26 MAY 2000
	FONTAINE Logan	25 MAR 1999
	JOUISSE Caroline Laure	26 MAY 1994
	OLIVIER Marc-Antoine	18 JUN 1996
GER	BECK Leonie	27 MAY 1997
	KLEMET Oliver	18 MAR 2002
	RIEDER Celine	18 JAN 2001
	SCHUBERT Arne	22 SEP 2006
HKG	LAM Pac Tung Nikita	8 AUG 2000
	NIP Tsz Yin	11 APR 2000
	SIN Chin Ting Keith	5 DEC 1994
	THORLEY William Yan	3 SEP 2002
HUN	BETLEHEM David	4 SEP 2003
	FABIAN Bettina	13 DEC 2004
	RASOVSKY Kristof	27 MAR 1997
	SZIMCSAK Mira	7 FEB 2004

Official Timekeeping by OMEGA

Entry List by Event

As of THU 8 FEB 2024

Number of Entries: 22

NAT Code	Name	Date of Birth
ITA	ACERENZA Domenico	19 JAN 1995
	BRIDI Arianna	6 NOV 1995
	GABBRIELLESCHI Giulia	24 JUL 1996
	PALTRINIERI Gregorio	5 SEP 1994
KAZ	BALABEK Galymzhan	25 NOV 1999
	CHEREPANOV Lev	10 MAR 2001
	FEDOTOVA Mariya	6 APR 1999
	TASZHANOVA Diana	3 JAN 2004
KOR	LEE Hae Rim	12 AUG 1996
	OH Sebeom	26 FEB 2003
	PARK Jaehun	30 MAY 2000
	PARK Jungju	16 MAR 1998
MEX	ALANIS HERNANDEZ Paulina	16 AUG 2004
	GUTIERREZ Santiago	3 APR 2003
	SANDOVAL Martha	14 AUG 1998
	STREHLKE DELGADO Paulo	10 JAN 2006
POR	ANDRE Angelica	13 OCT 1994
	CAMPOS Tiago	16 MAR 1999
	CARDOSO Diogo	7 APR 2001
	ROSA Mafalda	2 NOV 2003
PUR	BAYO Christian B	12 APR 1991
	BRUNO Jamarr Andre	10 MAR 2005
	GUADAMURO Mariela	29 SEP 2006
	QUILES Alondra Itzel	31 OCT 2004
RSA	BREYTENBACH Ruan	11 MAY 2002
	de JAGER Amica	8 JUL 1999
	LOTTER Callan	9 MAR 2006
	VENTER Rossouw	14 JAN 2002
SVK	PECIAR Tomas	22 AUG 2002
	SLAMOVA Lucia	10 MAR 2010
	URBAN Richard	20 APR 2007
	VALKO Karolina Ann	17 JUN 2010
TPE	CHO Cheng-Chi	21 OCT 1998
	CHO Pei-Chi	18 JUN 2000
	TENG Yu-Wen	25 JUL 1996
	WANG Yi-Chen	7 SEP 1999
TUR	ALBAYRAK Emir Batur	7 JUN 2007
	BOZ Sezen Akanda	23 OCT 2007
	ERDOGAN Tuna	16 MAY 2007
	HACISAGIR Burhanettin	12 JUN 2006

Official Timekeeping by OMEGA

Entry List by Event

As of THU 8 FEB 2024

Number of Entries: 22

NAT Code	Name	Date of Birth
USA	BRINEGAR Michael	15 SEP 1999
	CLARK Charlie	17 JUN 2002
	DENIGAN Mariah	30 MAY 2003
	GRIMES Katie	8 JAN 2006
VEN	APONTE TERAN Ruthseli Guadalupe	16 DEC 1998
	PEREZ Paola	5 APR 1991
	SEGOVIA Johndry	7 SEP 1987
	ZAMBRANO SANCHEZ Ronaldo Eduardo	25 SEP 2001

Event 105

8 FEB 2024 - 10:30

Mixed Relay 4x1500m

Start List

Bib Number	NAT Code	Nation	Bib Number	Name
1	HKG	Hong Kong, China	101	SIN Chin Ting Keith
			201	NIP Tsz Yin
			301	LAM Pac Tung Nikita
			401	THORLEY William Yan
2	HUN	Hungary	102	FABIAN Bettina
			202	SZIMCSAK Mira
			302	BETLEHEM David
			402	RASOVSKY Kristof
3	PUR	Puerto Rico	103	BAYO Christian B
			203	BRUNO Jamarr Andre
			303	QUILES Alondra Itzel
			403	GUADAMURO Mariela
4	AUS	Australia	104	JOHNSON Moesha
			204	GUBECKA Chelsea
			304	SLOMAN Nicholas
			404	LEE Kyle
5	TPE	Chinese Taipei	105	CHO Cheng-Chi
			205	TENG Yu-Wen
			305	CHO Pei-Chi
			405	WANG Yi-Chen
6	CAN	Canada	106	FINLIN Emma
			206	ORAVSKY Laila
			306	HEDLIN Eric
			406	FAN Hau-Li
7	CHN	People's Republic of China	107	LIU Peixin
			207	ZHANG Jinhou
			307	MAO Yihan
			407	XIN Xin
8	USA	United States of America	108	DENIGAN Mariah
			208	GRIMES Katie
			308	CLARK Charlie
			408	BRINEGAR Michael

Official Timekeeping by OMEGA

Event 105

8 FEB 2024 - 10:30

Mixed Relay 4x1500m

Start List

Bib Number	NAT Code	Nation	Bib Number	Name
9	FRA	France	109	CASSIGNOL Oceane
			209	JOUISSE Caroline Laure
			309	OLIVIER Marc-Antoine
			409	FONTAINE Logan
10	POR	Portugal	110	ROSA Mafalda
			210	ANDRE Angelica
			310	CARDOSO Diogo
			410	CAMPOS Tiago
11	TUR	Türkiye	111	ALBAYRAK Emir Batur
			211	HACISAGIR Burhanettin
			311	BOZ Sezen Akanda
			411	ERDOGAN Tuna
12	ITA	Italy	112	GABBRIELLESCHI Giulia
			212	BRIDI Arianna
			312	PALTRINIERI Gregorio
			412	ACERENZA Domenico
13	ARG	Argentina	113	BIAGIOLI Cecilia
			213	GIORDANINO Candela
			313	ALBA Lucas Ezequiel
			413	CASSINI Franco Ivo
14	KOR	Republic of Korea	114	OH Sebeom
			214	PARK Jaehun
			314	LEE Hae Rim
			414	PARK Jungju
15	GER	Germany	115	BECK Leonie
			215	RIEDER Celine
			315	KLEMET Oliver
			415	SCHUBERT Arne
16	MEX	Mexico	116	SANDOVAL Martha
			216	GUTIERREZ Santiago
			316	ALANIS HERNANDEZ Paulina
			416	STREHLKE DELGADO Paulo

Official Timekeeping by OMEGA

Event 105

8 FEB 2024 - 10:30

Mixed Relay 4x1500m

Start List

Bib Number	NAT Code	Nation	Bib Number	Name
17	CZE	Czechia	117	BENISOVA Alena
			217	PAVLACKA Lenka
			317	STRAKA Martin
			417	KOZUBEK Matej
18	SVK	Slovakia	118	PECIAR Tomas
			218	VALKO Karolina Ann
			318	SLAMOVA Lucia
			418	URBAN Richard
19	BRA	Brazil	119	CUNHA Ana Marcela
			219	JUNGBLUT Viviane
			319	FARIAS Pedro
			419	FIGUEIRINHA Henrique
20	VEN	Venezuela	120	PEREZ Paola
			220	APONTE TERAN Ruthseli Guadalupe
			320	SEGOVIA Johndry
			420	ZAMBRANO SANCHEZ Ronaldo Eduardo
21	RSA	South Africa	121	BREYTENBACH Ruan
			221	LOTTER Callan
			321	de JAGER Amica
			421	VENTER Rossouw
22	KAZ	Kazakhstan	122	BALABEK Galymzhan
			222	TASZHANOVA Diana
			322	FEDOTOVA Mariya
			422	CHEREPANOV Lev

Course Information:

Lap Length: 1.50km Laps: 4 Intermediate Points: 7

Official Timekeeping by OMEGA

Results

Rk	Bib	Team	Lap	Time (Rk)	Gap	Lap	Time (Rk)	Gap	Lap	Time (Rk)	Gap	Lap	Time (Rk)	Gap	Finish Time	Time Gap		
1	4	Australia	0.5	6:03.1 (6)	+4.5	1	15:32.3 (4)	+15.4	1.5	22:32.3 (4)	+17.9	2	32:03.4 (4)	+22.6	1:03:28.0			
			2.5	38:44.6 (1)		3	47:26.6 (2)	+2.7	3.5	53:57.0 (1)		F	1:03:28.0 (1)					
				6:41.2			8:42.0			6:30.4			9:31.0					
2	12	Italy	0.5	6:05.5 (7)	+6.9	1	15:36.2 (=5)	+19.3	1.5	22:39.5 (7)	+25.1	2	32:22.5 (9)	+41.7	1:03:28.2	+0.2		
			2.5	38:48.8 (3)	+4.2	3	47:23.9 (1)		3.5	53:58.5 (2)	+1.5	F	1:03:28.2 (2)	+0.2				
				6:26.3			8:35.1			6:34.6			9:29.7					
3	2	Hungary	0.5	6:08.3 (9)	+9.7	1	15:52.4 (13)	+35.5	1.5	23:02.3 (13)	+47.9	2	32:50.7 (12)	++	1:04:06.8	+38.8		
			2.5	39:27.6 (10)	+43.0	3	48:19.1 (5)	+55.2	3.5	54:49.6 (5)	+52.6	F	1:04:06.8 (3)	+38.8				
				6:36.9			8:51.5			6:30.5			9:17.2					
4	15	Germany	0.5	6:14.5 (16)	+15.9	1	15:46.5 (12)	+29.6	1.5	22:39.7 (8)	+25.3	2	32:19.5 (6)	+38.7	1:04:11.6	+43.6		
			2.5	38:47.9 (2)	+3.3	3	47:44.8 (3)	+20.9	3.5	54:24.8 (3)	+27.8	F	1:04:11.6 (4)	+43.6				
				6:28.4			8:56.9			6:40.0			9:46.8					
5	8	United States of America	0.5	6:12.0 (15)	+13.4	1	15:42.0 (8)	+25.1	1.5	22:37.4 (5)	+23.0	2	32:17.8 (5)	+37.0	1:04:16.1	+48.1		
			2.5	39:00.1 (4)	+15.5	3	47:58.1 (4)	+34.2	3.5	54:41.8 (4)	+44.8	F	1:04:16.1 (5)	+48.1				
				6:42.3			8:58.0			6:43.7			9:34.3					
6	9	France	0.5	6:20.1 (19)	+21.5	1	16:21.7 (19)	++	1.5	23:32.0 (16)	++	2	33:29.3 (14)	++	1:05:05.5	+1:37.5		
			2.5	-	-	3	-	-	3.5	55:35.1 (7)	++	F	1:05:05.5 (6)	++				
				-	-		-	-		-			9:30.4					
7	10	Portugal	0.5	6:10.9 (12)	+12.3	1	15:44.0 (10)	+27.1	1.5	22:45.4 (9)	+31.0	2	32:22.4 (8)	+41.6	1:05:05.7	+1:37.7		
			2.5	39:15.6 (6)	+31.0	3	48:26.7 (6)	++	3.5	55:16.3 (6)	++	F	1:05:05.7 (7)	++				
				6:53.2			9:11.1			6:49.6			9:49.4					
8	19	Brazil	0.5	6:11.0 (=13)	+12.4	1	15:36.2 (=5)	+19.3	1.5	22:38.8 (6)	+24.4	2	32:20.5 (7)	+39.7	1:05:36.2	+2:08.2		
			2.5	39:17.9 (8)	+33.3	3	48:35.2 (7)	++	3.5	55:35.5 (8)	++	F	1:05:36.2 (8)	++				
				6:57.4			9:17.3			7:00.3			10:00.7					
9	13	Argentina	0.5	6:17.1 (18)	+18.5	1	15:59.0 (17)	+42.1	1.5	23:24.1 (15)	++	2	33:39.7 (15)	++	1:07:03.2	+3:35.2		
			2.5	40:27.8 (14)	++	3	49:57.0 (11)	++	3.5	56:56.6 (10)	++	F	1:07:03.2 (9)	++				
				6:48.1			9:29.2			6:59.6			10:06.6					
10	6	Canada	0.5	6:24.7 (20)	+26.1	1	16:20.4 (18)	++	1.5	23:40.0 (17)	++	2	33:56.1 (17)	++	1:07:03.4	+3:35.4		
			2.5	40:47.4 (15)	++	3	50:03.3 (12)	++	3.5	56:57.4 (11)	++	F	1:07:03.4 (10)	++				
				6:51.3			9:15.9			6:54.1			10:06.0					
11	7	People's Republic of China	0.5	5:58.6 (1)		1	15:23.4 (3)	+6.5	1.5	22:16.7 (2)	+2.3	2	31:40.8 (1)		1:07:17.2	+3:49.2		
			2.5	39:01.7 (5)	+17.1	3	49:07.5 (8)	++	3.5	56:45.4 (9)	++	F	1:07:17.2 (11)	++				
				7:20.9			10:05.8			7:37.9			10:31.8					
12	16	Mexico	0.5	6:11.0 (=13)	+12.4	1	15:56.4 (16)	+39.5	1.5	23:00.5 (12)	+46.1	2	32:50.3 (11)	++	1:07:29.5	+4:01.5		
			2.5	40:24.8 (12)	++	3	50:54.7 (15)	++	3.5	57:38.5 (14)	++	F	1:07:29.5 (12)	++				
				7:34.5			10:29.9			6:43.8			9:51.0					

2 - 18 February 2024

Event 105

Mixed Relay 4x1500m

8 FEB 2024 - 10:30

Results

Rk	Bib	Team	Lap	Time (Rk) Gap	Lap	Time (Rk) Gap	Lap	Time (Rk) Gap	Lap	Time (Rk) Gap	Finish Time Gap
13	14	Republic of Korea	0.5	6:09.6 (11)+11.0	1	15:37.5 (7)+20.6	1.5	22:30.8 (3)+16.4	2	31:44.8 (3) +4.0	1:07:55.3 +4:27.3
			2.5	39:16.7 (7)+32.1	3	49:37.2 (9) ++	3.5	57:16.5 (12) ++	F	1:07:55.3 (13) ++	
				7:31.9		10:20.5		7:39.3		10:38.8	
14	17	Czechia	0.5	6:16.3 (17)+17.7	1	16:24.5 (20) ++	1.5	23:51.7 (20) ++	2	34:21.8 (18) ++	1:08:07.1 +4:39.1
			2.5	41:30.9 (16) ++	3	51:01.6 (16) ++	3.5	57:51.0 (15) ++	F	1:08:07.1 (14) ++	
				7:09.1		9:30.7		6:49.4		10:16.1	
15	21	South Africa	0.5	6:05.9 (8) +7.3	1	15:43.6 (9)+26.7	1.5	22:46.0 (10)+31.6	2	32:42.7 (10) ++	1:08:42.0 +5:14.0
			2.5	40:14.9 (11) ++	3	50:25.6 (14) ++	3.5	57:51.6 (16) ++	F	1:08:42.0 (15) ++	
				7:32.2		10:10.7		7:26.0		10:50.4	
16	11	Türkiye	0.5	5:59.3 (=2) +0.7	1	15:17.8 (2) +0.9	1.5	22:14.4 (1)	2	31:43.7 (2) +2.9	1:08:42.9 +5:14.9
			2.5	39:19.8 (9)+35.2	3	49:47.4 (10) ++	3.5	57:30.4 (13) ++	F	1:08:42.9 (16) ++	
				7:36.1		10:27.6		7:43.0		11:12.5	
17	5	Chinese Taipei	0.5	5:59.3 (=2) +0.7	1	15:16.9 (1)	1.5	22:46.8 (11)+32.4	2	33:01.8 (13) ++	1:09:37.3 +6:09.3
			2.5	40:25.0 (13) ++	3	50:12.3 (13) ++	3.5	- - -	F	1:09:37.3 (17) ++	
				7:23.2		9:47.3		-		-	
18	1	Hong Kong, China	0.5	6:09.0 (10)+10.4	1	15:54.1 (14)+37.2	1.5	23:23.9 (14) ++	2	33:40.3 (16) ++	1:10:10.3 +6:42.3
			2.5	41:35.5 (17) ++	3	52:06.7 (17) ++	3.5	59:33.6 (17) ++	F	1:10:10.3 (18) ++	
				7:55.2		10:31.2		7:26.9		10:36.7	
19	22	Kazakhstan	0.5	6:01.5 (5) +2.9	1	15:54.3 (15)+37.4	1.5	23:46.4 (19) ++	2	34:34.4 (19) ++	1:10:44.2 +7:16.2
			2.5	42:38.7 (18) ++	3	53:23.3 (18) ++	3.5	1:00:33.3 (18) ++	F	1:10:44.2 (19) ++	
				8:04.3		10:44.6		7:10.0		10:10.9	
20	20	Venezuela	0.5	6:30.5 (21)+31.9	1	16:57.9 (21) ++	1.5	25:15.4 (21) ++	2	36:23.4 (21) ++	1:10:45.5 +7:17.5
			2.5	43:54.0 (20) ++	3	53:35.2 (19) ++	3.5	1:00:42.9 (19) ++	F	1:10:45.5 (20) ++	
				7:30.6		9:41.2		7:07.7		10:02.6	
21	18	Slovakia	0.5	6:01.2 (4) +2.6	1	15:44.9 (11)+28.0	1.5	23:43.4 (18) ++	2	34:50.7 (20) ++	1:11:56.6 +8:28.6
			2.5	43:03.8 (19) ++	3	54:14.7 (20) ++	3.5	1:01:33.9 (20) ++	F	1:11:56.6 (21) ++	
				8:13.1		11:10.9		7:19.2		10:22.7	
	3	Puerto Rico	0.5		1		1.5		2		DNS
			2.5		3		3.5		F		

Course Information:

Lap Length: 1.50km Laps: 4 Intermediate Points: 7

Legend:

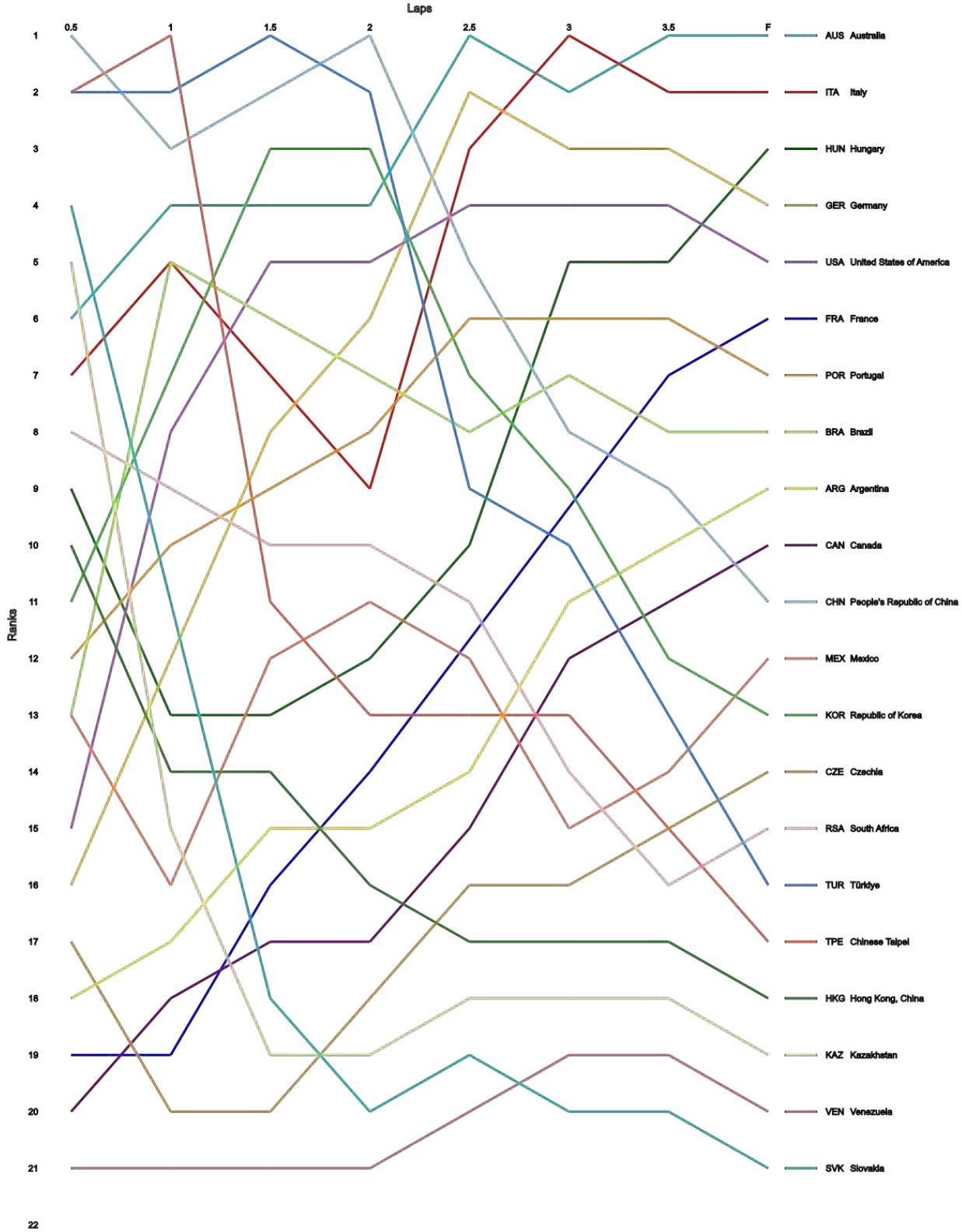
- Information not available + Gap or time behind ++ One minute or more behind in split time
DNS Did Not Start **F** Finish **Rk** Rank

Official Timekeeping by OMEGA

Event 105
8 FEB 2024 - 10:30

Mixed Relay 4x1500m

Ranking Progression



Official Timekeeping by OMEGA

Event 105
8 FEB 2024 - 10:30

Mixed Relay 4x1500m

Race Incident Log

Race Time	Incident	Lap	Bib Number	Name	NAT Code
	Did Not Start	0	3	Puerto Rico	PUR

Official Timekeeping by OMEGA

Medallists

Medal	NAT	Name
GOLD	AUS - Australia	JOHNSON Moesha GUBECKA Chelsea SLOMAN Nicholas LEE Kyle
SILVER	ITA - Italy	GABBRIELLESCHI Giulia BRIDI Arianna PALTRINIERI Gregorio ACERENZA Domenico
BRONZE	HUN - Hungary	FABIAN Bettina SZIMCSAK Mira BETLEHEM David RASOVSKY Kristof