

Result lists

TIMING, RESULTS SERVICE &  
DISTANCE MEASUREMENT BY



100m Men

Start Time: 20:53

Wind: -0.6 m/s

Rank	Name	Nat	Date of Birth	Lane	Reaction time	Result	
1	COLEMAN Christian	USA	6 MAR 1996	6	0.135	10.13	SB
2	KERLEY Fred	USA	7 MAY 1995	5	0.135	10.17	
3	BLAKE Ackeem	JAM	21 JAN 2002	7	0.148	10.20	SB
4	WATSON Rohan	JAM	29 APR 2002	8	0.149	10.27	SB
5	WADA Ryo	JPN	18 MAY 2000	10	0.153	10.31	
6	BAKER Ronnie	USA	15 OCT 1993	9	0.151	10.33	SB
7	KIRYU Yoshihide	JPN	15 DEC 1995	2	0.150	10.38	SB
8	CARNES Brandon	USA	6 MAR 1995	4	0.136	10.40	
9	BLAKE Yohan	JAM	26 DEC 1989	3	0.165	10.43	SB
10	DENG Xinrui	CHN	20 DEC 2003	1	0.140	10.55	

800m Men

Start Time: 19:55

Rank	Name	Nat	Date of Birth	Lane	Result	
1	AROP Marco	CAN	20 SEP 1998	6	1:43.61	WL
2	KINYAMAL Wyclife	KEN	2 JUL 1997	4	1:43.66	SB
3	MASALELA Tshepiso	BOT	25 MAY 1999	9-1	1:43.88	PB
4	KIPNGETICH Alex Ngeno	KEN	17 AUG 2000	8	1:44.76	
5	KRAMER Andreas	SWE	13 APR 1997	7-1	1:44.81	SB
6	NGENY Elias	KEN	4 MAY 1996	3-1	1:45.37	
7	MURPHY Clayton	USA	26 FEB 1995	5-1	1:45.38	SB
8	EL GUESSE Abdelati	MAR	27 FEB 1993	7-2	1:45.65	
9	LIU Dezhu	CHN	16 SEP 2000	1	1:45.66	NR PB
10	HUSSEY Ethan	GBR	5 MAR 2003	3-2	1:46.20	SB
11	BOL Peter	AUS	22 FEB 1994	5-2	1:47.02	
12	ENGLISH Mark	IRL	18 MAR 1993	2	1:47.14	
	SIERADZKI Patryk	(PM) POL	6 OCT 1998	9-2	DNF	

Intermediate times:: 400m 50.21 SIERADZKI Patryk (POL)

Result lists

5000m Men

Start Time: 19:25

Rank	Name	Nat	Date of Birth	Order	Result
1	GIRMA Lamecha	ETH	26 NOV 2000	2-6	12:58.96 <span>MR</span> <span>SB</span>
2	KIPKORIR Nicholas	KEN	29 SEP 1998	2-5	12:59.78 <span>SB</span>
3	BALEW Birhanu	BRN	27 FEB 1996	2-4	13:00.47 <span>SB</span>
4	MASAI Samwel Chebolei	KEN	20 MAR 2001	1-1	13:00.69 <span>PB</span>
5	YIHUNE Addisu	ETH	17 MAR 2003	1-4	13:01.44 <span>SB</span>
6	KEMBOI Cornelius	KEN	29 FEB 2000	1-10	13:02.49 <span>SB</span>
7	KWEMOI Ronald	KEN	19 SEP 1995	1-8	13:02.56 <span>PB</span>
8	GIRMA Kuma	ETH	24 NOV 2005	1-2	13:04.45 <span>SB</span>
9	KIPLANGAT Benson	KEN	17 JUN 2003	2-2	13:04.66 <span>SB</span>
10	McSWEYN Stewart	AUS	1 JUN 1995	2-1	13:05.18 <span>SB</span>
11	EDRIS Muktar	ETH	14 JAN 1994	1-12	13:10.40 <span>SB</span>
12	FAY Brian	IRL	9 NOV 1998	2-3	13:14.97 <span>SB</span>
13	ABDILAAHI Mohamed	GER	24 MAR 1999	1-7	13:18.45
14	RAYNER Jack	AUS	19 DEC 1995	1-11	13:18.74
15	PARSONS Sam	GER	18 JUN 1994	1-9	13:20.32
16	MELAK Nibret	ETH	9 OCT 1999	1-3	13:23.06 <span>SB</span>
17	KIBET Dan	UGA	10 FEB 2004	1-6	13:24.64 <span>SB</span>
18	RAMSDEN Matthew	AUS	23 JUL 1997	1-5	13:26.60
	AKBACHE Mounir	(PM) FRA	14 MAR 1986	2-7	DNF
	DAVIES Callum	(PM) AUS	18 JUL 1999	2-8	DNF

Intermediate times:

1000m	2:36.66	AKBACHE Mounir (FRA)
2000m	5:12.71	DAVIES Callum (AUS)
3000m	7:53.70	KIPKORIR Nicholas (KEN)
4000m	10:31.25	KIPKORIR Nicholas (KEN)

110m Hurdles Men

Start Time: 20:27

Wind: -0.3 m/s

Rank	Name	Nat	Date of Birth	Lane	Reaction time	Result
1	ROBERTS Daniel	USA	13 NOV 1997	6	0.156	13.11 <span>WL</span>
2	TINCH Cordell	USA	13 JUL 2000	3	0.176	13.16 <span>SB</span>
3	IZUMIYA Shunsuke	JPN	26 JAN 2000	4	0.172	13.17 <span>SB</span>
4	CRITTENDEN Freddie	USA	3 AUG 1994	7	0.166	13.30 <span>SB</span>
5	EDWARDS Eric	USA	3 JAN 2000	9	0.143	13.31 <span>SB</span>
6	PARCHMENT Hansle	JAM	17 JUN 1990	5	0.157	13.33 <span>SB</span>
7	LIU Junxi	CHN	11 DEC 2003	10	0.159	13.48 <span>SB</span>
8	BENNETT Orlando	JAM	12 OCT 1999	2	0.182	13.58 <span>SB</span>
9	BRITT Jamal	USA	28 DEC 1998	8	0.144	13.88

Result lists

High Jump Men

Start Time: 17:35

Rank	Name	Nat	Date of Birth	Order	Result
1	McEWEN Shelby	USA	6 APR 1996	7	2.27 <span>MR</span>
2	BARSHIM Mutaz Essa	QAT	24 JUN 1991	10	2.27 <span>=MR SB</span>
3	KERR Hamish	NZL	17 AUG 1996	9	2.24
4	BADEN Joel	AUS	1 FEB 1996	6	2.24
4	SHINNO Tomohiro	JPN	17 AUG 1996	4	2.24
4	WANG Zhen	CHN	7 OCT 2001	8	2.24 <span>=SB</span>
7	BRYAN Christoff	JAM	26 APR 1996	1	2.20
8	CASTRO RIVERA Luis	PUR	29 JAN 1991	2	2.15
9	TURNER Vernon	USA	21 AUG 1998	3	2.15
	CARMOY Thomas	BEL	16 FEB 2000	5	NM

		2.15	2.20	2.24	2.27	2.29	2.31
1	McEWEN S	o	xo	xo	o	-	xxx
2	BARSHIM ME	o	o	o	xxo	x-	xx
3	KERR H	o	o	xo	xxx		
4	BADEN J	o	xo	xo	xxx		
4	SHINNO T	xo	o	xo	xxx		
4	WANG Z	o	xo	xo	xxx		
7	BRYAN C	xo	xxo	xxx			
8	CASTRO RIVERA L	o	xxx				
9	TURNER V	xxo	xxx				
	CARMOY T	xxx					

Pole Vault Men

Start Time: 18:30

Rank	Name	Nat	Date of Birth	Order	Result
1	DUPLANTIS Armand	SWE	10 NOV 1999	10	6.24 <span>WR</span>
2	KENDRICKS Sam	USA	7 SEP 1992	8	5.82
3	HUANG Bokai	CHN	26 SEP 1996	5	5.72 <span>SB</span>
4	MILLER Austin	USA	1 JUN 1994	2	5.62
4	ZHONG Tao	CHN	12 AUG 2002	1	5.62
6	BROEDERS Ben	BEL	21 JUN 1995	7	5.42
6	NILSEN Christopher	USA	13 JAN 1998	9	5.42
6	WOOTEN Jacob	USA	22 APR 1997	3	5.42
	LITA BAEHRE Bo Kanda	GER	29 APR 1999	6	NM
	YAO Jie	CHN	21 SEP 1990	4	NM

		5.42	5.62	5.72	5.82	5.92	6.00	6.24
1	DUPLANTIS A	-	o	-	o	-	o	o
2	KENDRICKS S	xo	o	o	xo	-	xxx	
3	HUANG B	xo	xo	xo	xxx			
4	MILLER A	o	o	xxx				
4	ZHONG T	o	o	xxx				
6	BROEDERS B	o	xxx					
6	NILSEN C	o	xxx					
6	WOOTEN J	o	xxx					
	LITA BAEHRE BK	xxx						
	YAO J	-	r					

Result lists

Triple Jump Men

Start Time: 19:39

Rank	Name	Nat	Date of Birth	Order	Result
1	PICHARDO Pedro	POR	30 JUN 1993	2	17.51 <span>MR SB</span>
2	ZANGO Hugues Fabrice	BUR	25 JUN 1993	1	17.12
3	SU Wen	CHN	10 FEB 1999	8	16.82 <span>SB</span>
4	FANG Yaoqing	CHN	20 APR 1996	5	16.73
5	ZHU Yaming	CHN	4 MAY 1994	3	16.55
6	PONTVIANNE Jean-Marc	FRA	6 AUG 1994	6	16.46
7	PEREIRA Tiago	POR	19 SEP 1993	9	16.41
8	NARANGOLINTEVIDA Abdulla	IND	17 JAN 1996	7	16.33
9	SCOTT Donald	USA	23 FEB 1992	4	16.02
10	HEß Max	GER	13 JUL 1996	10	16.02

		1	2	3	4	5	6
1	PICHARDO P	17.38 (+0.1)	x (-0.7)	x (-0.8)	x (-0.1)	-	17.51 (+0.6)
2	ZANGO HF	16.27 (-0.2)	16.29 (-0.5)	16.27 (-0.9)	16.71 (-0.5)	16.90 (+0.2)	17.12 (+0.3)
3	SU W	16.01 (+0.3)	16.48 (-0.9)	16.82 (+0.1)	16.76 (+0.1)	16.42 (-0.7)	16.80 (+0.4)
4	FANG Y	x (-0.2)	16.56 (-0.8)	16.48 (-1.2)	16.73 (0.0)	x (-0.1)	
5	ZHUY	16.37 (+0.2)	x (-1.1)	x (-0.9)	x (-0.4)	16.55 (+0.1)	
6	PONTVIANNE JM	x (-0.5)	16.05 (-1.2)	16.46 (-0.3)	16.32 (+0.1)	16.17 (+0.1)	
7	PEREIRAT	x (-0.3)	x (-0.2)	16.41 (-0.2)	16.35 (0.0)	16.40 (+0.1)	
8	NARANGOLINTEVIDA A	15.79 (-0.4)	16.30 (-1.1)	x (+0.1)	16.33 (-0.7)	x (+0.4)	
9	SCOTT D	x (+0.4)	15.88 (-0.6)	16.02 (-0.5)			
10	HEß M	16.02 (-0.6)	x (-0.6)	15.63 (0.0)			

100m Men

National Start Time: 18:43 Wind: +0.5 m/s

Rank	Name	Nat	Date of Birth	Lane	Reaction time	Result
1	LYU Jing	CHN	17 DEC 1996	5	0.152	10.87
2	LIU Yuxuan	CHN	20 DEC 2008	9	0.177	10.94
3	ZENG Jianxin	CHN	5 DEC 2001	4	0.180	10.96
4	YUAN Shuo	CHN	2 JUL 1995	6	0.150	11.02
5	LI Zekang	CHN	3 AUG 2004	8	0.118	11.03
6	AIHETAMU Aizihaer	CHN	16 JUN 2001	2	0.169	11.05
7	WANG Xiaoyan	CHN	1 AUG 2023	3	0.159	11.79
	JIANG Peng	CHN	1 JAN 1995	7	F <sup>1</sup>	DQ

Result lists

5000m Men

National

Start Time: 18:05

Rank	Name	Nat	Date of Birth	Order	Result
1	WANG Xiaokan	CHN	29 FEB 1984	6	15:53.93
2	CHEN Zhiming	CHN	13 MAR 1995	1	15:56.54
3	ZHANG Wenzhui	CHN	31 OCT 2000	2	15:57.27
4	LUO Guangyin	CHN	9 AUG 1996	7	16:28.23
5	ZHONG Xieguo	CHN	10 MAY 1987	5	16:32.68
6	HUANG Shinchang	CHN	2 MAY 1985	8	16:53.80
7	SUN Jian	CHN	25 MAR 1990	11	16:56.95
8	FANG Zheng	CHN	27 AUG 2003	3	17:09.30
9	LUO Chenjun	CHN	31 DEC 2007	9	17:11.76
10	CHEN Bolong	HKG	27 JAN 2010	15	17:17.07
11	YE Xushui	CHN	25 OCT 1978	10	17:28.78
12	MO Pan	CHN	23 FEB 2005	13	18:15.36
13	WU Yutiancheng	CHN	10 MAR 2005	14	18:18.27
14	MENG Zisheng	CHN	11 OCT 2008	4	18:47.82
15	LI Ziheng	CHN	11 AUG 2006	12	19:18.51

Intermediate times::

1000m	3:04.25	ZHANG Wenzhui (CHN)
2000m	6:18.13	ZHANG Wenzhui (CHN)
3000m	9:35.77	CHEN Zhiming (CHN)
4000m	12:53.29	ZHANG Wenzhui (CHN)

200m Women

Start Time: 19:47

Wind: -0.4 m/s

Rank	Name	Nat	Date of Birth	Lane	Reaction time	Result
1	LEWIS Torrie	AUS	8 JAN 2005	9	0.153	22.96 <span>MR</span>
2	RICHARDSON Sha'Carri	USA	25 MAR 2000	5	0.187	22.99 <span>SB</span>
3	CLARK Tamara	USA	9 JAN 1999	4	0.185	23.01
4	BATTLE Anavia	USA	28 MAR 1999	3	0.153	23.02
5	TERRY Twanisha	USA	24 JAN 1999	6	0.166	23.25 <span>SB</span>
6	KAMBUNDJI Mujinga	SUI	17 JUN 1992	8	0.146	23.39 <span>SB</span>
7	WESSOLLY Jessica-Bianca	GER	11 DEC 1996	1	0.187	23.65
8	CHANDLER Caisja	USA	18 JUN 2000	2	0.151	23.72 <span>SB</span>
9	STRACHAN Anthonique	BAH	22 AUG 1993	7	0.151	24.21 <span>SB</span>

Result lists

400m Women

Start Time: 19:04

Rank	Name	Nat	Date of Birth	Lane	Reaction time	Result	
1	PAULINO Marileidy	DOM	25 OCT 1996	5	0.180	50.08	SB
2	KACZMAREK Natalia	POL	17 JAN 1998	6	0.180	50.29	SB
3	WILSON Britton	USA	13 NOV 2000	7	0.178	51.26	
4	WILLIAMS Sada	BAR	1 DEC 1997	4	0.179	51.97	
5	BEER Ellie	AUS	3 JAN 2003	9	0.222	52.36	
6	WHITNEY Kaylin	USA	9 MAR 1998	2	0.256	52.47	
7	ABRAMS Aliyah	GUY	3 APR 1997	3	0.160	52.69	
8	AGUILAR Evelis	COL	3 JAN 1993	8	0.151	52.97	SB
9	GUEI Floria	FRA	2 MAY 1990	1	0.167	53.65	SB

1500m Women

Start Time: 20:37

Rank	Name	Nat	Date of Birth	Order	Result	
1	TSEGAY Gudaf	ETH	23 JAN 1997	14	3:50.30	WL MR PB
2	HAYLOM Birke	ETH	6 JAN 2006	11	3:53.22	PB
3	MESELE Worknesh	ETH	11 JUN 2001	9	3:57.61	SB
4	WELTEJI Diribe	ETH	13 MAY 2002	13	3:57.62	
5	HAILU Freweyni	ETH	12 FEB 2001	12	3:58.18	
6	GRIFFITH Georgia	AUS	5 DEC 1996	3	3:59.04	PB
7	ALEMU Habtam	ETH	9 JUL 1997	2	3:59.06	PB
8	BERHE Saron	ETH	27 AUG 2007	6	3:59.21	PB
9	BILLINGS Sarah	AUS	7 MAR 1998	1	3:59.59	PB
10	HALL Linden	AUS	20 JUN 1991	10	4:00.71	SB
11	WILEY Addison	USA	24 OCT 2003	8	4:03.45	SB
12	EMBAYE Axumawit	ETH	18 OCT 1994	5	4:04.94	SB
13	NANYONDO Winnie	UGA	23 AUG 1993	4	4:06.09	SB
14	SABBATINI Gaia	ITA	10 JUN 1999	7	4:08.90	SB
	GETACHEW Nigist	(PM) ETH	28 FEB 2002	16	DNF	
	LEMIESZ Aneta	(PM) POL	17 JAN 1981	15	DNF	

Intermediate times::

400m	1:00.76	LEMIESZ Aneta (POL)
800m	2:02.01	GETACHEW Nigist (ETH)
1200m	3:04.82	TSEGAY Gudaf (ETH)

Result lists

3000m Steeplechase Women

Start Time: 20:05

Rank	Name	Nat	Date of Birth	Order	Result	
1	CHEPKOECH Beatrice	KEN	6 JUL 1991	14	8:55.40	WL MR
2	CHEROTICH Faith	KEN	13 JUL 2004	12	9:05.49	SB
3	CHEMUTAI Peruth	UGA	10 JUL 1999	13	9:12.99	SB
4	CHEPKOECH Jackline	KEN	3 OCT 2003	10	9:19.64	SB
5	MULETA Lomi	ETH	29 NOV 2001	11	9:21.76	SB
6	GESESE Frehiwot	ETH	1 JAN 2006	1	9:25.53	PB
7	GÜRTH Olivia	GER	31 MAY 2002	9	9:29.78	SB
8	YEE Regan	CAN	4 JUL 1995	7	9:31.47	SB
9	FEAIN-RYAN Cara	AUS	5 FEB 1999	5	9:32.08	SB
10	CLAVIER Aude	FRA	10 JAN 1999	2	9:32.75	PB
11	BOREMAN Madie	USA	10 JUL 1998	8	9:34.79	SB
12	COHEN Adva	ISR	24 MAR 1996	4	9:35.57	SB
13	XU Shuangshuang	CHN	6 APR 1996	3	9:38.62	SB
14	HVID Juliane	DEN	8 APR 1998	6	10:02.95	SB
	CHERONO Fancy	(PM) KEN	2 AUG 2001	15	DNF	

Intermediate times: 1000m 2:52.37 CHEPKOECH Beatrice (KEN)  
2000m 5:53.40 CHEPKOECH Beatrice (KEN)

100m Hurdles Women

Start Time: 19:17

Wind: -0.2 m/s

Rank	Name	Nat	Date of Birth	Lane	Reaction time	Result	
1	CAMACHO-QUINN Jasmine	PUR	21 AUG 1996	5	0.163	12.45	MR SB
2	CHARLTON Devynne	BAH	26 NOV 1995	6	0.144	12.49	SB
3	SAMBA-MAYELA Cyréna	FRA	31 OCT 2000	10	0.141	12.55	NR PB
4	WILLIAMS Danielle	JAM	14 SEP 1992	3	0.142	12.56	SB
5	AMUSAN Tobi	NGR	23 APR 1997	4	0.148	12.58	SB
6	RUSSELL Masai	USA	17 JUN 2000	9	0.155	12.67	SB
7	KAMBUNDJI Ditaji	SUI	20 MAY 2002	2	0.152	12.70	SB
8	TAPPER Megan	JAM	18 MAR 1994	7	0.144	12.88	SB
9	JOHNSON Alaysha	USA	20 JUL 1996	8	0.177	13.01	
10	WU Yanni	CHN	28 JUL 1997	1	0.161	13.04	SB



Result lists

Shot Put Women

Start Time: 18:21

Rank	Name	Nat	Date of Birth	Order	Result
1	GONG Lijiao	CHN	24 JAN 1989	1	19.72 <span>MR SB</span>
2	WESCHE Maddison-Lee	NZL	13 JUN 1999	9	19.63 <span>PB</span>
3	JACKSON Chase	USA	20 JUL 1994	2	19.62
4	MITTON Sarah	CAN	20 JUN 1996	3	19.35
5	OGUNLEYE Yemisi	GER	3 OCT 1998	6	19.24
6	SONG Jiayuan	CHN	15 SEP 1997	8	19.09
7	EWEN Maggie	USA	23 SEP 1994	4	18.87
8	THOMAS-DODD Danniell	JAM	11 NOV 1992	7	18.76
9	SCHILDER Jessica	NED	19 MAR 1999	5	18.60
10	AQUILLA Adelaide	USA	3 MAR 1999	10	17.62

		1	2	3	4	5	6
1	GONG L	19.24	19.72	19.22	19.21	19.29	19.61
2	WESCHE ML	19.49	19.44	18.36	19.56	x	19.63
3	JACKSON C	x	19.62	18.73	19.51	19.58	x
4	MITTON S	19.05	19.35	18.89	19.06	18.75	
5	OGUNLEYE Y	19.24	18.23	18.60	x	x	
6	SONG J	18.56	18.98	19.09	18.57	18.80	
7	EWEN M	18.87	17.86	x	17.83	18.02	
8	THOMAS-DODD D	x	18.76	18.26	x	18.67	
9	SCHILDER J	18.60	x	x			
10	AQUILLA A	17.46	17.62	x			

Discus Throw Women

Start Time: 19:20

Rank	Name	Nat	Date of Birth	Order	Result
1	ALLMAN Valarie	USA	23 FEB 1995	2	69.80 <span>MR SB</span>
2	PÉREZ Yaimé	CUB	29 MAY 1991	4	68.83
3	FENG Bin	CHN	3 APR 1994	1	67.07 <span>SB</span>
4	ELKASEVIC Sandra	CRO	21 JUN 1990	5	65.60 <span>SB</span>
5	PUDENZ Kristin	GER	9 FEB 1993	6	64.63 <span>SB</span>
6	CRAFT Shanice	GER	15 MAY 1993	8	63.52
7	CÁ Liliana	POR	5 NOV 1986	10	63.27
8	VITA Claudine	GER	19 SEP 1996	9	62.74 <span>SB</span>
9	van KLINKEN Jorinde	NED	2 FEB 2000	7	62.33
10	TAUSAGA Lauauga	USA	22 MAY 1998	3	60.61




		1	2	3	4	5	6
1	ALLMAN V	x	64.70	65.76	69.73	69.80	66.40
2	PÉREZ Y	68.83	66.14	66.51	64.46	x	65.14
3	FENG B	66.99	67.07	65.15	64.31	x	66.39
4	ELKASEVIC S	65.45	x	64.54	x	65.60	
5	PUDENZ K	64.63	60.18	62.92	x	x	
6	CRAFT S	x	61.70	63.52	60.27	61.45	
7	CÁ L	55.58	63.27	61.70	x	62.09	
8	VITA C	x	62.67	x	x	62.74	
9	van KLINKEN J	61.82	60.35	62.33			
10	TAUSAGA L	x	60.61	x			



Result lists

Javelin Throw Women

Start Time: 17:42

Rank	Name	Nat	Date of Birth	Order	Result
1	DAI Qianqian	CHN	23 AUG 2000	2	61.25 
2	MUZE-SIRMA Lina	LAT	4 DEC 1992	6	58.91 
3	RUIZ HURTADO Flor Denis	COL	29 JAN 1991	1	58.50 
4	GAI Qiaohui	CHN	22 DEC 2000	7	57.99
5	LYU Huihui	CHN	26 JUN 1989	3	57.74
6	MITCHELL Kathryn	AUS	10 JUL 1982	5	55.57
7	PEETERS Tori	NZL	17 MAY 1994	4	55.20
8	YU Yuzhen	CHN	5 MAR 1998	8	51.53

		1	2	3	4	5	6
1	DAI Q	58.25	59.09	56.67	61.25	-	59.31
2	MUZE-SIRMA L	55.27	58.91	56.10	56.72	55.96	57.89
3	RUIZ HURTADO FD	58.50	57.14	56.42	56.53	57.61	x
4	GAI Q	54.12	54.91	55.41	57.99	57.46	
5	LYU H	57.74	57.64	55.64	55.80	56.24	
6	MITCHELL K	x	50.26	55.57	54.14	x	
7	PEETERS T	55.20	x	52.99	54.73	x	
8	YU Y	51.53	50.24	49.26	-	x	

100m Women National

Start Time: 18:33

Wind: -0.3 m/s

Rank	Name	Nat	Date of Birth	Lane	Reaction time	Result
1	LUI Laiyu	HKG	30 NOV 1994	4	0.206	12.50
2	HE Ziyan	CHN	28 OCT 2004	7	0.169	12.74
3	TANG Yongyi	CHN	23 MAR 1994	9	0.155	12.77
4	YANG Xinye	CHN	22 NOV 2007	10	0.201	12.88
5	ZHOU Mengmeng	CHN	20 OCT 2003	5	0.165	12.89
6	YU Mingyi	CHN	18 SEP 2007	6	0.153	12.93
7	ZHANG Qi	CHN	9 OCT 2000	2	0.153	12.99
8	LIN Xiaolei	CHN	27 FEB 2007	1	0.216	13.19
9	XIE Haiqi	CHN	18 OCT 2003	8	0.228	13.53
	SUN Han	CHN	31 OCT 2002	3		DNS

5000m Women National

Start Time: 17:15

Rank	Name	Nat	Date of Birth	Order	Result
1	HUANG Xuemei	CHN	4 NOV 1992	1	16:52.23
2	WANG Langqing	CHN	14 APR 2009	5	18:59.01
3	WEI Yixin	CHN	4 MAR 2010	7	20:23.02
4	LIN Mei	CHN	6 AUG 1996	4	21:22.47
5	PAN Wei	CHN	17 AUG 2005	2	21:22.71
6	CHEN Anqi	CHN	2 OCT 2006	6	21:34.10
7	SHI Guowei	CHN	5 OCT 2003	3	22:19.40
	FU Zhaozhen	CHN	9 JAN 1987	8	DNS
	SUN Xunli	CHN	27 JUN 1979	9	DNS

Result lists

National (cont.)

Intermediate times::	1000m	3:23.82	HUANG Xuemei (CHN)
	2000m	6:45.09	HUANG Xuemei (CHN)
	3000m	10:08.46	HUANG Xuemei (CHN)
	4000m	13:32.78	HUANG Xuemei (CHN)

4x100m Relay Women

University group

Start Time: 17:46

Rank	Nat	Nation	Lane	Reaction time	Result	
1	CHN	Xiamen Xindian School Junior High School Team	2	0.236	49.36	
2	CHN	Xiamen Sport School	4	0.164	49.45	
3	CHN	Jimei University Team 1	6	0.223	49.82	
4	CHN	Xiamen Xindian School High School Team	3	0.214	50.56	
5	CHN	Huaqiao University	5	0.187	55.77	
	CHN	Jimei University Team 2	7	0.195	DQ	TR24.7

Legend

=MR	Equal Meeting Record	=SB	Equal Season Best	MR	Meeting Record	NR	National Record
PB	Personal Best	PM	Pacemaker	SB	Season Best	WL	World Lead
WR	World Record						