



2020 Toyota U.S. Open Championships

Greensboro, NC

November 12 - 14, 2020

Event 101

12 NOV 2020 - 6:00 PM

Women's 800m Freestyle

Final

Start List

Event Number 1

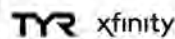
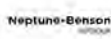
	Record	Splits			Name	NAT Code	Location	Date
WR	8:04.79	57.98	1:59.42	4:01.98	LEDECKY Katie	USA	Rio de Janeiro (BRA)	12 AUG 2016
AR	8:04.79	57.98	1:59.42	4:01.98	LEDECKY Katie	USA	Rio (BRA)	12 AUG 2016
CR	8:14.59	58.47	2:00.08	4:04.96	LEDECKY Katie	USA	Atlanta, GA (USA)	4 DEC 2019
WJ	8:11.00	59.44	2:01.48	4:05.70	LEDECKY Katie	USA	Shenandoah (USA)	19 JUN 2014
OT	8:48.09				BEST TIME		omaha (USA)	

Lane	Name	Club Code	Year of Birth	Qualifying Time	Time	Rank
1	HASTINGS Emma	ECA	◆ 2004	8:51.22		
2	PENNINGTON Caroline	TAC	◆ 2003	8:49.83		
3	HIERATH Yara	NCS	2001	8:46.70		
4	TWICHELL Ashley	TAC	1989	8:27.36		
5	TRAVIS Chase	VT	2002	8:30.76		
6	MORO Hania	RAC	1996	8:47.67		
7	TRAVIS Brooke	VT	2000	8:53.15		

Legend:

AR American Record **CR** Championship Record **OT** Trials Cut **WJ** World Junior Record
WR World Record ◆ Junior swimmer

Official Timekeeping by Omega





2020 Toyota U.S. Open Championships

Greensboro, NC

November 12 - 14, 2020

Event 102

12 NOV 2020 - 6:09 PM

Men's 800m Freestyle

Final

Start List

Event Number 2

	Record	Splits			Name	NAT Code	Location	Date
WR	7:32.12	55.20	1:52.55	3:46.79	ZHANG Lin	CHN	Rome (ITA)	29 JUL 2009
AR	7:43.60	56.98	1:56.76	3:52.80	McBROOM Michael	USA	Barcelona (ESP)	31 JUL 2013
CR	7:47.27				la TOURETTE Chad	USA		
WJ	7:45.67	55.75	1:53.99	3:52.05	BEST TIME		Dubai (UAE)	28 AUG 2013
OT	8:12.99				BEST TIME		omaha (USA)	

Lane	Name	Club Code	Year of Birth	Qualifying Time	Time	Rank
1	MILLER Brandon	NCAC	◆ 2003	8:26.52		
2	PORGES Dylan	UN-NC	2000	8:15.75		
3	BAYO Christian	TAC	1991	8:08.78		
4	DANT Ross	NCS	2000	7:56.03		
5	KNOWLES Eric	NCS	1999	7:57.00		
6	LLOYD Kenneth	NCS	2001	8:14.26		
7	NORRIS Lance	TAC	◆ 2003	8:18.45		
8	BAKER Jay	NCAC	◆ 2002	8:16.49		

Legend:

AR American Record **CR** Championship Record **OT** Trials Cut **WJ** World Junior Record
WR World Record ◆ Junior swimmer

Official Timekeeping by Omega





2020 Toyota U.S. Open Championships

Greensboro, NC

November 12 - 14, 2020

Event 101 12 NOV 2020 - 6:00 PM

Women's 800m Freestyle

Final

Results Summary

Event Number 1

	Record	Splits		Name	NAT Code	Location	Date
WR	8:04.79	57.98	1:59.42	4:01.98	LEDECKY Katie	USA Rio de Janeiro (BRA)	12 AUG 2016
AR	8:04.79	57.98	1:59.42	4:01.98	LEDECKY Katie	USA Rio (BRA)	12 AUG 2016
CR	8:14.59	58.47	2:00.08	4:04.96	LEDECKY Katie	USA Atlanta, GA (USA)	4 DEC 2019
WJ	8:11.00	59.44	2:01.48	4:05.70	LEDECKY Katie	USA Shenandoah (USA)	19 JUN 2014
OT	8:48.09				BEST TIME	omaha (USA)	

Final

Rank	Heat	Lane	Name	Club Code	Year of Birth	R.T.	Time	Time Behind
1	1	4	TWICHELL Ashley	TAC	1989	0.79	8:33.58	
	50m 30.26	100m 1:02.11	150m 1:34.10	200m 2:06.17	250m 2:38.37	300m 3:10.70	350m 3:43.01	400m 4:15.31
		31.85	31.99	32.07	32.20	32.33	32.31	32.30
	450m 4:47.73	500m 5:20.19	550m 5:52.58	600m 6:25.02	650m 6:57.41	700m 7:29.93	750m 8:02.18	
	32.42	32.46	32.39	32.44	32.39	32.52	32.25	31.40
2	1	2	PENNINGTON Caroline	TAC	♦ 2003	0.77	8:44.45	10.87
	50m 31.00	100m 1:03.99	150m 1:36.63	200m 2:09.44	250m 2:42.50	300m 3:15.22	350m 3:47.65	400m 4:21.78
		32.99	32.64	32.81	33.06	32.72	32.43	34.13
	450m 4:53.53	500m 5:27.31	550m 6:00.45	600m 6:33.82	650m 7:06.57	700m 7:39.68	750m 8:12.66	
	31.75	33.78	33.14	33.37	32.75	33.11	32.98	31.79
3	1	5	TRAVIS Chase	VT	2002	0.77	8:46.76	13.18
	50m 30.87	100m 1:03.77	150m 1:36.64	200m 2:09.67	250m 2:42.52	300m 3:15.52	350m 3:48.76	400m 4:21.95
		32.90	32.87	33.03	32.85	33.00	33.24	33.19
	450m 4:55.34	500m 5:28.55	550m 6:01.84	600m 6:35.10	650m 7:08.30	700m 7:41.38	750m 8:14.57	
	33.39	33.21	33.29	33.26	33.20	33.08	33.19	32.19
4	1	1	HASTINGS Emma	ECA	♦ 2004	0.79	8:54.08	20.50
	50m 31.22	100m 1:04.34	150m 1:37.69	200m 2:11.05	250m 2:45.17	300m 3:18.64	350m 3:52.78	400m 4:26.51
		33.12	33.35	33.36	34.12	33.47	34.14	33.73
	450m 5:00.75	500m 5:34.51	550m 6:08.62	600m 6:41.87	650m 7:15.81	700m 7:49.10	750m 8:22.26	
	34.24	33.76	34.11	33.25	33.94	33.29	33.16	31.82
5	1	3	HIERATH Yara	NCS	2001	0.81	8:55.18	21.60
	50m 30.94	100m 1:03.83	150m 1:37.11	200m 2:10.41	250m 2:44.18	300m 3:17.66	350m 3:51.39	400m 4:24.94
		32.89	33.28	33.30	33.77	33.48	33.73	33.55
	450m 4:59.02	500m 5:32.88	550m 6:06.98	600m 6:41.17	650m 7:15.16	700m 7:49.04	750m 8:22.96	
	34.08	33.86	34.10	34.19	33.99	33.88	33.92	32.22
6	1	7	TRAVIS Brooke	VT	2000	0.72	8:55.97	22.39
	50m 31.28	100m 1:04.62	150m 1:38.17	200m 2:11.76	250m 2:45.56	300m 3:19.38	350m 3:53.23	400m 4:26.97
		33.34	33.55	33.59	33.80	33.82	33.85	33.74
	450m 5:00.84	500m 5:34.88	550m 6:08.70	600m 6:42.64	650m 7:16.40	700m 7:50.05	750m 8:23.82	
	33.87	34.04	33.82	33.94	33.76	33.65	33.77	32.15
7	1	6	MORO Hania	RAC	1996	0.86	8:56.66	23.08
	50m 31.45	100m 1:04.87	150m 1:30.66	200m 2:12.15	250m 2:45.98	300m 3:19.76	350m 3:53.71	400m 4:27.35
		33.42	25.79	41.49	33.83	33.78	33.95	33.64
	450m 5:01.20	500m 5:34.98	550m 6:09.04	600m 6:43.09	650m 7:16.90	700m 7:50.56	750m 8:24.18	
	33.85	33.78	34.06	34.05	33.81	33.66	33.62	32.48

Legend:

AR	American Record	CR	Championship Record	OT	Trials Cut	R.T.	Reaction Time
WJ	World Junior Record	WR	World Record	♦	Junior swimmer		

Official Timekeeping by Omega





2020 Toyota U.S. Open Championships

Greensboro, NC

November 12 - 14, 2020

Event 102 12 NOV 2020 - 6:09 PM

Men's 800m Freestyle

Final

Results Summary

Event Number 2

	Record	Splits			Name	NAT Code	Location	Date
WR	7:32.12	55.20	1:52.55	3:46.79	ZHANG Lin	CHN	Rome (ITA)	29 JUL 2009
AR	7:43.60	56.98	1:56.76	3:52.80	McBROOM Michael	USA	Barcelona (ESP)	31 JUL 2013
CR	7:47.27				la TOURETTE Chad	USA		
WJ	7:45.67	55.75	1:53.99	3:52.05	BEST TIME		Dubai (UAE)	28 AUG 2013
OT	8:12.99				BEST TIME		omaha (USA)	

Final

Rank	Heat	Lane	Name	Club Code	Year of Birth	R.T.	Time	Time Behind	
1	1	4	DANT Ross	NCS	2000	0.66	8:07.13		
		50m	27.97	100m	58.45	150m	1:28.88	200m	1:59.40
				250m	2:30.03	300m	3:01.00	350m	3:31.61
				400m	4:02.46	450m	4:33.08	500m	5:03.84
				550m	5:34.45	600m	6:05.43	650m	6:36.19
				700m	7:07.06	750m	7:37.52	800m	8:07.13
									30.61
									30.97
									30.61
									30.87
									30.46
									29.61
2	1	2	PORGES Dylan	UN-NC	2000	0.75	8:12.42	5.29	
		50m	27.73	100m	58.05	150m	1:28.89	200m	1:59.84
				250m	2:31.14	300m	3:02.17	350m	3:33.28
				400m	4:04.55	450m	4:35.86	500m	5:06.88
				550m	5:38.43	600m	6:09.70	650m	6:41.11
				700m	7:11.99	750m	7:42.72	800m	8:12.42
									31.11
									31.03
									31.11
									30.73
									29.70
3	1	7	NORRIS Lance	TAC	♦ 2003	0.72	8:15.46	8.33	
		50m	28.03	100m	58.33	150m	1:29.17	200m	2:00.17
				250m	2:31.23	300m	3:02.55	350m	3:33.59
				400m	4:05.04	450m	4:36.39	500m	5:07.88
				550m	5:39.38	600m	6:10.79	650m	6:42.20
				700m	7:13.74	750m	7:45.21	800m	8:15.46
									31.04
									31.45
									31.41
									31.54
									30.25
									31.47
4	1	5	KNOWLES Eric	NCS	1999	0.68	8:19.33	12.20	
		50m	28.00	100m	58.56	150m	1:29.09	200m	1:59.82
				250m	2:30.81	300m	3:01.95	350m	3:33.41
				400m	4:05.24	450m	4:36.91	500m	5:08.98
				550m	5:41.07	600m	6:13.51	650m	6:45.12
				700m	7:16.82	750m	7:48.38	800m	8:19.33
									31.46
									31.83
									31.70
									31.56
									30.95
5	1	8	BAKER Jay	NCAC	♦ 2002	0.71	8:21.07	13.94	
		50m	28.41	100m	58.70	150m	1:29.51	200m	2:00.53
				250m	2:31.59	300m	3:02.86	350m	3:34.48
				400m	4:06.04	450m	4:37.87	500m	5:09.76
				550m	5:41.73	600m	6:13.81	650m	6:46.42
				700m	7:18.43	750m	7:50.62	800m	8:21.07
									31.62
									32.01
									32.19
									30.45
6	1	3	BAYO Christian	TAC	1991	0.75	8:21.56	14.43	
		50m	28.76	100m	59.24	150m	1:30.12	200m	2:01.15
				250m	2:32.15	300m	3:03.65	350m	3:35.01
				400m	4:06.50	450m	4:38.09	500m	5:10.12
				550m	5:41.94	600m	6:14.39	650m	6:46.55
				700m	7:18.81	750m	7:42.60	800m	8:21.56
									31.36
									31.49
									23.79
									38.96
7	1	1	MILLER Brandon	NCAC	♦ 2003	0.71	8:22.98	15.85	
		50m	28.01	100m	58.87	150m	1:30.64	200m	2:02.38
				250m	2:33.88	300m	3:05.84	350m	3:37.89
				400m	4:09.81	450m	4:41.52	500m	5:13.52
				550m	5:45.71	600m	6:17.76	650m	6:49.76
				700m	7:21.83	750m	7:53.42	800m	8:22.98
									32.05
									32.07
									31.59
									29.56
8	1	6	LLOYD Kenneth	NCS	2001	0.79	8:26.37	19.24	
		50m	28.78	100m	59.88	150m	1:31.59	200m	2:02.87
				250m	2:34.78	300m	3:06.66	350m	3:38.72
				400m	4:10.60	450m	4:42.87	500m	5:15.10
				550m	5:47.62	600m	6:19.67	650m	6:51.70
				700m	7:23.73	750m	7:55.76	800m	8:26.37
									31.88
									32.06
									32.03
									32.03
									30.61

Legend:

AR	American Record	CR	Championship Record	OT	Trials Cut	R.T.	Reaction Time
WJ	World Junior Record	WR	World Record	♦	Junior swimmer		

Official Timekeeping by Omega





2020 Toyota U.S. Open Championships

Greensboro, NC

November 12 - 14, 2020

Event 103

13 NOV 2020 - 10:00 AM

Women's 400m Freestyle

Final

Results Summary

Event Number 3

	Record	Splits			Name	NAT Code	Location	Date
WR	3:56.46	57.05	1:57.11	2:57.62	LEDECKY Katie	USA	Rio de Janeiro (BRA)	7 AUG 2016
AR	3:56.46	57.05	1:57.11	2:57.62	LEDECKY Katie	USA	Rio (BRA)	7 AUG 2016
CR	4:00.81	57.80	1:58.56	2:59.44	LEDECKY Katie	USA	Atlanta, GA (USA)	5 DEC 2019
WJ	3:58.37	57.87	1:58.30	2:58.74	LEDECKY Katie	USA	Gold Coast (AUS)	21 AUG 2014
OT	4:16.89				BEST TIME		omaha (USA)	

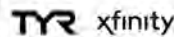
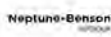
Final

Rank	Heat	Lane	Name	Club Code	Year of Birth	R.T.	Time	Time Behind
1	2	4	TWICHELL Ashley	TAC	1989	0.80	4:13.86	
	50m 30.08	100m 1:01.75	150m 1:33.87	200m 2:05.93	250m 2:37.94	300m 3:10.09	350m 3:42.36	
		31.67	32.12	32.06	32.01	32.15	32.27	31.50
2	1	5	PENNINGTON Caroline	TAC	♦ 2003	0.78	4:17.61	3.75
	50m 30.51	100m 1:03.44	150m 1:35.53	200m 2:08.06	250m 2:40.28	300m 3:13.08	350m 3:45.90	
		32.93	32.09	32.53	32.22	32.80	32.82	31.71
3	2	5	TRAVIS Chase	VT	2002	0.78	4:21.19	7.33
	50m 30.34	100m 1:02.94	150m 1:35.82	200m 2:08.99	250m 2:41.99	300m 3:15.39	350m 3:48.88	
		32.60	32.88	33.17	33.00	33.40	33.49	32.31
4	2	7	MORO Hania	RAC	1996	0.81	4:22.64	8.78
	50m 31.32	100m 1:04.47	150m 1:37.84	200m 2:11.15	250m 2:44.34	300m 3:17.38	350m 3:50.34	
		33.15	33.37	33.31	33.19	33.04	32.96	32.30
5	2	6	HIERATH Yara	NCS	2001	0.80	4:23.42	9.56
	50m 30.72	100m 1:03.44	150m 1:36.48	200m 2:10.03	250m 2:43.48	300m 3:17.42	350m 3:50.92	
		32.72	33.04	33.55	33.45	33.94	33.50	32.50
6	2	3	TRAVIS Brooke	VT	2000	0.72	4:23.69	9.83
	50m 30.48	100m 1:03.51	150m 1:36.87	200m 2:10.38	250m 2:43.81	300m 3:17.95	350m 3:51.78	
		33.03	33.36	33.51	33.43	34.14	33.83	31.91
7	1	3	VOS Loulou	VT	1999	0.79	4:24.75	10.89
	50m 30.28	100m 1:03.35	150m 1:36.57	200m 2:10.21	250m 2:43.73	300m 3:17.66	350m 3:51.34	
		33.07	33.22	33.64	33.52	33.93	33.68	33.41
8	1	4	McENROE Kirsti	YSSC	♦ 2004	0.75	4:29.81	15.95
	50m 30.15	100m 1:03.91	150m 1:37.77	200m 2:12.08	250m 2:46.22	300m 3:20.71	350m 3:55.12	
		33.76	33.86	34.31	34.14	34.49	34.41	34.69
9	2	2	GRASSO Giulia	QU	2000	0.65	4:33.93	20.07
	50m 30.53	100m 1:03.42	150m 1:37.26	200m 2:11.15	250m 2:46.23	300m 3:21.86	350m 3:58.32	
		32.89	33.84	33.89	35.08	35.63	36.46	35.61

Legend:

AR	American Record	CR	Championship Record	OT	Trials Cut	R.T.	Reaction Time
WJ	World Junior Record	WR	World Record	♦	Junior swimmer		

Official Timekeeping by Omega





2020 Toyota U.S. Open Championships

Greensboro, NC

November 12 - 14, 2020

Event 104 13 NOV 2020 - 11:05 AM

Men's 400m Freestyle

Final

Results Summary

Event Number 4

	Record	Splits			Name	NAT Code	Location	Date
WR	3:40.07	54.42	1:51.02	2:47.17	BIEDERMANN Paul	GER	Rome (ITA)	26 JUL 2009
AR	3:42.78	54.86	1:51.91	2:48.07	JENSEN Larsen	USA	Beijing (CHN)	10 AUG 2008
CR	3:45.63				GROTHER Zane	USA		
WJ	3:44.60	53.35	1:50.26	2:47.72	HORTON Mack	AUS	Brisbane (AUS)	1 APR 2014
OT	3:57.29				BEST TIME		omaha (USA)	

Final

Rank	Heat	Lane	Name	Club Code	Year of Birth	R.T.	Time	Time Behind							
1	3	5	DANT Ross	NCS	2000	0.67	3:55.87								
		50m	27.26	100m	56.99	150m	1:27.02	200m	1:57.07	250m	2:27.02	300m	2:57.11	350m	3:27.15
					29.73		30.03		30.05		29.95		30.09		28.72
2	3	4	KNOWLES Eric	NCS	1999	0.68	3:56.19	0.32							
		50m	27.30	100m	57.10	150m	1:27.03	200m	1:57.25	250m	2:27.38	300m	2:57.86	350m	3:27.50
					29.80		29.93		30.22		30.13		30.48		28.69
3	3	8	IVANOV Antani	VT	1999	0.69	3:57.14	1.27							
		50m	27.77	100m	57.26	150m	1:27.58	200m	1:57.63	250m	2:28.29	300m	2:57.75	350m	3:28.08
					29.49		30.32		30.05		30.66		29.46		29.06
4	2	2	PORGES Dylan	UN-NC	2000	0.75	4:00.01	4.14							
		50m	27.43	100m	57.51	150m	1:27.82	200m	1:58.49	250m	2:29.17	300m	2:59.66	350m	3:30.21
					30.08		30.31		30.67		30.68		30.49		29.80
5	3	2	HAUGHEY Braeden	TAC	♦ 2004	0.64	4:00.47	4.60							
		50m	27.55	100m	57.42	150m	1:28.05	200m	1:58.82	250m	2:29.90	300m	3:00.61	350m	3:31.21
					29.87		30.63		30.77		31.08		30.71		30.60
6	1	3	BAKER Jay	NCAC	♦ 2002	0.73	4:01.95	6.08							
		50m	27.82	100m	58.18	150m	1:28.50	200m	1:59.41	250m	2:29.90	300m	3:00.90	350m	3:31.83
					30.36		30.32		30.91		30.49		31.00		30.93
7	3	6	BAYO Christian	TAC	1991	0.71	4:02.30	6.43							
		50m	28.07	100m	58.37	150m	1:28.91	200m	1:59.76	250m	2:30.60	300m	3:01.52	350m	3:32.45
					30.30		30.54		30.85		30.84		30.92		30.93
8	3	3	KIESLER Gil	NCS	1996	0.67	4:03.00	7.13							
		50m	28.01	100m	58.18	150m	1:28.70	200m	1:59.58	250m	2:30.32	300m	3:01.25	350m	3:32.44
					30.17		30.52		30.88		30.74		30.93		31.19
9	2	7	FABER Hendrik	QU	1999	0.60	4:03.02	7.15							
		50m	28.47	100m	58.73	150m	1:29.55	200m	2:00.38	250m	2:31.50	300m	3:02.23	350m	3:33.11
					30.26		30.82		30.83		31.12		30.73		30.88
10	3	1	BROWN Zachary	NCS	2000	0.65	4:03.60	7.73							
		50m	26.89	100m	56.44	150m	1:26.38	200m	1:57.09	250m	2:28.13	300m	2:59.71	350m	3:31.37
					29.55		29.94		30.71		31.04		31.58		31.66
11	2	5	LLOYD Kenneth	NCS	2001	0.75	4:05.21	9.34							
		50m	27.87	100m	57.91	150m	1:28.84	200m	2:00.12	250m	2:31.41	300m	3:03.34	350m	3:35.08
					30.04		30.93		31.28		31.29		31.93		31.74
12	2	6	AGUILAR-FERNANDEZ Rodolfo	PRVT	1998	0.70	4:05.67	9.80							
		50m	28.64	100m	59.61	150m	1:30.73	200m	2:01.99	250m	2:33.37	300m	3:04.61	350m	3:35.86
					30.97		31.12		31.26		31.38		31.24		31.25
13	3	7	SOBERS Alex	BC	1998	0.68	4:06.92	11.05							
		50m	28.09	100m	57.58	150m	1:27.71	200m	1:57.89	250m	2:28.67	300m	3:00.40	350m	3:34.07
					29.49		30.13		30.18		30.78		31.73		33.67
14	1	5	BRETZMANN Peter	NCAC	♦ 2003	0.70	4:10.93	15.06							
		50m	28.12	100m	58.48	150m	1:29.68	200m	2:01.68	250m	2:34.04	300m	3:06.03	350m	3:38.84
					30.36		31.20		32.00		32.36		31.99		32.81
15	1	4	MAHLER Adam	UN-NC	2000		DNS								
15	2	3	NORRIS Lance	TAC	♦ 2003		DNS								
15	2	4	COTTER Michael	TAC	♦ 2003		DNS								

Legend:

AR	American Record	CR	Championship Record	DNS	Did Not Start	OT	Trials Cut
R.T.	Reaction Time	WJ	World Junior Record	WR	World Record	♦	Junior swimmer

Official Timekeeping by Omega





2020 Toyota U.S. Open Championships

Greensboro, NC

November 12 - 14, 2020

Event 105

13 NOV 2020 - 10:24 AM

Women's 200m Individual Medley

Final

Results Summary

Event Number 5

	Record	Splits			Name	NAT Code	Location	Date
WR	2:06.12	27.30	58.94	1:35.64	HOSSZU Katinka	HUN	Kazan (RUS)	3 AUG 2015
AR	2:06.15	27.72	59.24	1:36.31	KUKORS Ariana	USA	Roma (ITA)	27 JUL 2009
CR	2:08.84	28.47	1:02.45	1:38.72	MARGALIS Melanie	USA	Atlanta, GA (USA)	5 DEC 2019
WJ	2:09.94				McKEOWN Kaylee	AUS	Queensland (AUS)	9 JUN 2019
OT	2:17.39				BEST TIME		omaha (USA)	

Final

Rank	Heat	Lane	Name	Club Code	Year of Birth	R.T.	50m	100m	150m	Time	Time Behind
1	3	4	POOLE Julia	NCS	1999	0.70	29.31	1:04.42	1:42.60	2:14.63	
2	3	5	GYORGY Reka	VT	1996	0.72	29.27	1:03.30	1:42.99	2:14.95	0.32
3	3	2	NERO Bailey	NCAC	1997	0.68	29.14	1:05.46	1:45.14	2:17.14	2.51
4	3	3	HOOK Charlotte	TAC	◆ 2004	0.67	29.28	1:06.18	1:46.96	2:18.03	3.40
5	1	5	BERKOFF Katharine	NCS	2001	0.69	29.16	1:04.07	1:45.59	2:18.32	3.69
6	2	3	BENTZ Caroline	VT	2002	0.70	29.20	1:04.05	1:45.25	2:18.63	4.00
7	3	8	McENROE Annika	YSSC	2002	0.69	29.80	1:04.75	1:45.32	2:18.96	4.33
8	1	4	MACCAUSLAND Heather	NCS	2001	0.69	29.76	1:07.20	1:47.72	2:20.20	5.57
9	3	6	ARENS Abigail	NCS	2002	0.67	28.97	1:05.47	1:47.22	2:20.45	5.82
10	3	1	MUZZY Emma	NCS	2000	0.86	30.32	1:06.23	1:47.95	2:20.59	5.96
11	3	7	ZETTEL Brooke	TAC	◆ 2003	0.69	29.35	1:06.21	1:47.78	2:20.97	6.34
12	2	7	HIGGS Margaret	GAME	1999	0.80	30.28	1:05.94	1:45.94	2:21.17	6.54
13	2	5	SMITH Addison	UNC	2001	0.68	30.01	1:07.05	1:48.72	2:21.33	6.70
14	2	4	KANG Sydney	SOLO	◆ 2004	0.65	29.31	1:05.88	1:47.78	2:21.40	6.77
15	2	6	CHUNN Kendal	SCSC	◆ 2003	0.69	30.19	1:05.98	1:48.11	2:21.77	7.14
16	1	3	KORBLY Isabella	USC	◆ 2003	0.75	30.40	1:06.52	1:50.38	2:24.07	9.44
17	2	2	DRAGELIN Amy	UNC	2000	0.75	30.62	1:07.02	1:50.53	2:24.45	9.82

Legend:

AR	American Record	CR	Championship Record	OT	Trials Cut	R.T.	Reaction Time
WJ	World Junior Record	WR	World Record	◆	Junior swimmer		

Official Timekeeping by Omega



2020 Toyota U.S. Open Championships

Greensboro, NC

November 12 - 14, 2020

Event 106

13 NOV 2020 - 11:34 AM

Men's 200m Individual Medley

Final

Results Summary

Event Number 6

	Record	Splits			Name	NAT Code	Location	Date
WR	1:54.00	24.89	53.48	1:26.51	LOCHTE Ryan	USA	Shanghai (CHN)	28 JUL 2011
AR	1:54.00	24.89	53.48	1:26.51	LOCHTE Ryan	USA	Shanghai (CHN)	28 JUL 2011
CR	1:57.28	25.73	55.90	1:29.09	KALISZ Chase	USA	Atlanta, GA (USA)	5 DEC 2019
WJ	1:57.06	25.21	55.79	1:28.93	QIN Haiyang	CHN	Budapest (HUN)	27 JUL 2017
OT	2:04.09				BEST TIME		omaha (USA)	

Final

Rank	Heat	Lane	Name	Club Code	Year of Birth	R.T.	50m	100m	150m	Time	Time Behind
1	3	4	KALISZ Chase	ABSC	1994	0.72	25.80	56.11	1:30.17	1:59.72	
2	3	6	LITHERLAND Jay	DYNA	1995	0.72	25.68	55.54	1:31.68	2:01.08	1.36
3	1	5	HOOVER Samuel	NCAC	♦ 2003	0.63	25.97	59.22	1:33.23	2:01.65	1.93
4	3	1	RUTTER Jonathan	PRVT	1996	0.69	26.71	58.30	1:32.94	2:02.67	2.95
5	3	5	STEWART Samuel	YHF	1997	0.68	26.41	57.37	1:33.70	2:04.23	4.51
6	2	5	LEBED Alexander	UN-VA	1996	0.72	27.33	59.07	1:34.97	2:04.32	4.60
7	2	4	TORNQVIST Samuel	VT	1997	0.70	26.37	57.61	1:33.55	2:05.30	5.58
8	3	7	LE Paul	WOLF	1992	0.65	26.26	57.15	1:34.72	2:06.42	6.70
9	1	4	POUCH Ananias	VT	2000	0.69	26.98	1:00.98	1:35.63	2:06.82	7.10
10	2	8	HOGAN Ryan	SOLO	♦ 2002	0.67	27.94	1:00.14	1:37.34	2:07.14	7.42
11	3	3	SCHOOLING Joseph	PRVT	1995	0.65	25.79	58.50	1:36.24	2:07.40	7.68
12	1	3	REN Jordan	NCAC	2000	0.70	27.62	1:00.81	1:37.56	2:07.79	8.07
13	2	3	ALLISON Chase	MSA	2000	0.73	27.39	1:01.36	1:38.27	2:09.60	9.88
14	1	2	RINGENBACH Bode	MOR	♦ 2003	0.71	28.38	1:02.50	1:39.21	2:10.32	10.60
15	2	7	BRIED Thomas	ACE	♦ 2003	0.71	26.60	59.94	1:39.11	2:10.73	11.01
16	1	6	FLOYD Kyle	UN-NE	♦ 2002	0.65	26.98	1:02.40	1:40.53	2:11.31	11.59
17	2	1	LONG Bryar	UN-VA	1997			35.42	38.13	DNS	
17	2	2	COTTER Michael	TAC	♦ 2003					DNS	
17	3	2	BUSTOS Arsenio	WAC	♦ 2003					DNS	
17	3	8	GRANT William	VS	2001					DNS	
21	2	6	WILSON Andrew	ABSC	1993					DSQ	

Legend:

AR	American Record	CR	Championship Record	DNS	Did Not Start	DSQ	Disqualified
OT	Trials Cut	R.T.	Reaction Time	WJ	World Junior Record	WR	World Record
♦	Junior swimmer						

Official Timekeeping by Omega





2020 Toyota U.S. Open Championships

Greensboro, NC

November 12 - 14, 2020

Event 107

13 NOV 2020 - 10:44 AM

Women's 50m Freestyle

Final

Results Summary

Event Number 7

	Record	Name	NAT Code	Location	Date
WR	23.67	SJOESTROEM Sarah	SWE	Budapest (HUN)	29 JUL 2017
AR	23.97	MANUEL Simone	USA	Budapest (HUN)	30 JUL 2017
CR	24.43	MANUEL Simone	USA	Atlanta, GA (USA)	5 DEC 2019
WJ	24.21	IKEE Rikako	JPN	Tokyo (JPN)	3 APR 2018
OT	25.99	BEST TIME		omaha (USA)	

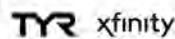
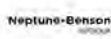
Final

Rank	Heat	Lane	Name	Club Code	Year of Birth	R.T.	Time	Time Behind
1	2	4	OSMAN Farida	PRVT	1995	0.73	25.10	
2	2	5	CURZAN Claire	TAC	♦ 2004	0.65	25.23	0.13
3	2	6	FLYNN Lindsay	MSA	2002	0.72	25.37	0.27
4	2	3	ALONS Kylee	NCS	1999	0.64	25.84	0.74
5	1	3	IVAN Teresa	MSA	♦ 2003	0.73	26.33	1.23
6	2	7	STRICKLIN Sydney	UN-NC	♦ 2003	0.61	26.39	1.29
7	1	4	ROMNEY Brieanna	UNC	2002	0.71	26.47	1.37
8	1	5	McENROE Kirsti	YSSC	♦ 2004	0.71	26.78	1.68
9	2	1	KANG Sydney	SOLO	♦ 2004	0.64	26.90	1.80
10	2	8	DOLAN Haley	UN-NE	1999	0.76	27.02	1.92
11	2	2	KEA Alison	UN-NE	1998	0.68	27.07	1.97

Legend:

AR	American Record	CR	Championship Record	OT	Trials Cut	R.T.	Reaction Time
WJ	World Junior Record	WR	World Record	♦	Junior swimmer		

Official Timekeeping by Omega





2020 Toyota U.S. Open Championships

Greensboro, NC

November 12 - 14, 2020

Event 108

13 NOV 2020 - 11:56 AM

Men's 50m Freestyle

Final

Results Summary

Event Number 8

	Record	Name	NAT Code	Location	Date
WR	20.91	CIELO FILHO Cesar	BRA	Sao Paulo (BRA)	18 DEC 2009
AR	21.04	DRESSEL Caeleb	USA	Budapest (HUN)	27 JUL 2017
CR	21.59	FRATUS Bruno	USA	Atlanta, GA (USA)	5 DEC 2019
WJ	21.24	KOLESNIKOV Kliment	RUS	Copenhagen (DEN)	31 DEC 2017
OT	23.19	BEST TIME		omaha (USA)	

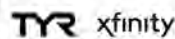
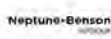
Final

Rank	Heat	Lane	Name	Club Code	Year of Birth	R.T.	Time	Time Behind
1	3	6	LEGARD Yusuke	PRVT	1996	0.60	22.59	
2	3	3	LILE Nathaniel	GAME	1994	0.64	22.67	0.08
3	3	1	GREENBERG Aaron	EVO	1995	0.61	22.77	0.18
4	3	4	FARRIS Dean	VS	1997	0.65	22.88	0.29
5	2	2	RAMADAN Youssef	VT	♦ 2002	0.61	22.92	0.33
6	3	7	HALLOCK Thomas	VT	1999	0.65	23.12	0.53
7	3	2	COOK-WEEKS Skyler	QU	1999	0.62	23.28	0.69
8	2	6	TAPP Hunter	NCS	2001	0.74	23.37	0.78
9	2	7	SCHOOLING Joseph	PRVT	1995	0.59	23.57	0.98
10	2	5	BUREAU Lucas	UN-VA	1994	0.70	23.67	1.08
11	3	8	HENDERSON Noah	NCS	2001	0.65	23.77	1.18
12	2	3	MANOFF Philip	VT	2001	0.66	23.79	1.20
13	1	4	LAHMANN Donovan	UNC	2000	0.73	24.05	1.46
14	1	6	BACON Tate	MOR	♦ 2004	0.72	24.09	1.50
15	2	4	MILLER Lukas	NCS	♦ 2002	0.59	24.26	1.67
16	2	1	JOSA Matthew	UN-NC	1995	0.66	24.33	1.74
17	1	3	AGUILAR-FERNANDEZ Rodolfo	PRVT	1998		DNS	
17	1	5	HOOVER Samuel	NCAC	♦ 2003		DNS	
17	2	8	BUSTOS Arsenio	WAC	♦ 2003		DNS	
17	3	5	HILL Tyler	UNC	1999		DNS	

Legend:

AR	American Record	CR	Championship Record	DNS	Did Not Start	OT	Trials Cut
R.T.	Reaction Time	WJ	World Junior Record	WR	World Record	♦	Junior swimmer

Official Timekeeping by Omega





2020 Toyota U.S. Open Championships

Greensboro, NC

November 12 - 14, 2020

Event 103

13 NOV 2020 - 10:00 AM

Women's 400m Freestyle

Final

Start List

Event Number 3

	Record	Splits		Name	NAT Code	Location	Date
WR	3:56.46	57.05	1:57.11	2:57.62	LEDECKY Katie	USA	Rio de Janeiro (BRA) 7 AUG 2016
AR	3:56.46	57.05	1:57.11	2:57.62	LEDECKY Katie	USA	Rio (BRA) 7 AUG 2016
CR	4:00.81	57.80	1:58.56	2:59.44	LEDECKY Katie	USA	Atlanta, GA (USA) 5 DEC 2019
WJ	3:58.37	57.87	1:58.30	2:58.74	LEDECKY Katie	USA	Gold Coast (AUS) 21 AUG 2014
OT	4:16.89				BEST TIME		omaha (USA)

Heat 1

Lane	Name	Club Code	Year of Birth	Qualifying Time	Time	Rank
3	VOS Loulou	VT	1999	4:15.96		
4	McENROE Kirsti	YSSC	◆ 2004	4:21.24		
5	PENNINGTON Caroline	TAC	◆ 2003	4:15.93		

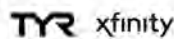
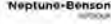
Heat 2

Lane	Name	Club Code	Year of Birth	Qualifying Time	Time	Rank
2	GRASSO Giulia	QU	2000	4:19.19		
3	TRAVIS Brooke	VT	2000	4:18.94		
4	TWICHELL Ashley	TAC	1989	4:07.77		
5	TRAVIS Chase	VT	2002	4:13.68		
6	HIERATH Yara	NCS	2001	4:19.07		
7	MORO Hania	RAC	1996	4:20.54		

Legend:

AR	American Record	CR	Championship Record	OT	Trials Cut	WJ	World Junior Record
WR	World Record	◆	Junior swimmer				

Official Timekeeping by Omega





2020 Toyota U.S. Open Championships

Greensboro, NC

November 12 - 14, 2020

Event 104

13 NOV 2020 - 11:15 AM

Men's 400m Freestyle

Final

Start List

Event Number 4

	Record	Splits			Name	NAT Code	Location	Date
WR	3:40.07	54.42	1:51.02	2:47.17	BIEDERMANN Paul	GER	Rome (ITA)	26 JUL 2009
AR	3:42.78	54.86	1:51.91	2:48.07	JENSEN Larsen	USA	Beijing (CHN)	10 AUG 2008
CR	3:45.63				GROTHER Zane	USA		
WJ	3:44.60	53.35	1:50.26	2:47.72	HORTON Mack	AUS	Brisbane (AUS)	1 APR 2014
OT	3:57.29				BEST TIME		omaha (USA)	

Heat 1

Lane	Name	Club Code	Year of Birth	Qualifying Time	Time	Rank
3	BAKER Jay	NCAC	◆ 2002	4:00.94		
4	MAHLER Adam	UN-NC	2000	3:58.70		
5	BRETZMANN Peter	NCAC	◆ 2003	4:00.82		

Heat 2

Lane	Name	Club Code	Year of Birth	Qualifying Time	Time	Rank
2	PORGES Dylan	UN-NC	2000	3:53.87		
3	NORRIS Lance	TAC	◆ 2003	4:01.57		
4	COTTER Michael	TAC	◆ 2003	4:00.69		
5	LLOYD Kenneth	NCS	2001	4:01.54		
6	AGUILAR-FERNANDEZ Rodolfo	PRVT	1998	4:02.56		
7	FABER Hendrik	QU	1999	3:55.91		

Heat 3

Lane	Name	Club Code	Year of Birth	Qualifying Time	Time	Rank
1	BROWN Zachary	NCS	2000	3:58.00		
2	HAUGHEY Braeden	TAC	◆ 2004	3:56.42		
3	KIESLER Gil	NCS	1996	3:54.08		
4	KNOWLES Eric	NCS	1999	3:48.34		
5	DANT Ross	NCS	2000	3:51.49		
6	BAYO Christian	TAC	1991	3:55.33		
7	SOBERS Alex	BC	1998	3:57.66		
8	IVANOV Antani	VT	1999	3:58.09		

Legend:

AR	American Record	CR	Championship Record	OT	Trials Cut	WJ	World Junior Record
WR	World Record	◆	Junior swimmer				

Official Timekeeping by Omega





2020 Toyota U.S. Open Championships

Greensboro, NC

November 12 - 14, 2020

Event 105

13 NOV 2020 - 10:24 AM

Women's 200m Individual Medley

Final

Start List

Event Number 5

	Record	Splits		Name	NAT Code	Location	Date
WR	2:06.12	27.30	58.94	1:35.64	HOSSZU Katinka	HUN Kazan (RUS)	3 AUG 2015
AR	2:06.15	27.72	59.24	1:36.31	KUKORS Ariana	USA Roma (ITA)	27 JUL 2009
CR	2:08.84	28.47	1:02.45	1:38.72	MARGALIS Melanie	USA Atlanta, GA (USA)	5 DEC 2019
WJ	2:09.94				McKEOWN Kaylee	AUS Queensland (AUS)	9 JUN 2019
OT	2:17.39				BEST TIME	omaha (USA)	

Heat 1

Lane	Name	Club Code	Year of Birth	Qualifying Time	Time	Rank
3	KORBLY Isabella	USC	◆ 2003	2:22.08		
4	MACCAUSLAND Heather	NCS	2001	2:13.86		
5	BERKOFF Katharine	NCS	2001	2:15.22		

Heat 2

Lane	Name	Club Code	Year of Birth	Qualifying Time	Time	Rank
2	DRAGELIN Amy	UNC	2000	2:20.53		
3	BENTZ Caroline	VT	2002	2:20.25		
4	KANG Sydney	SOLO	◆ 2004	2:20.07		
5	SMITH Addison	UNC	2001	2:20.11		
6	CHUNN Kendal	SCSC	◆ 2003	2:20.40		
7	HIGGS Margaret	GAME	1999	2:13.80		

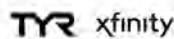
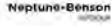
Heat 3

Lane	Name	Club Code	Year of Birth	Qualifying Time	Time	Rank
1	MUZZY Emma	NCS	2000	2:18.71		
2	NERO Bailey	NCAC	1997	2:16.27		
3	HOOK Charlotte	TAC	◆ 2004	2:15.26		
4	POOLE Julia	NCS	1999	2:12.53		
5	GYORGY Reka	VT	1996	2:13.85		
6	ARENS Abigail	NCS	2002	2:15.91		
7	ZETTEL Brooke	TAC	◆ 2003	2:18.60		
8	McENROE Annika	YSSC	2002	2:18.81		

Legend:

AR	American Record	CR	Championship Record	OT	Trials Cut	WJ	World Junior Record
WR	World Record	◆	Junior swimmer				

Official Timekeeping by Omega





2020 Toyota U.S. Open Championships

Greensboro, NC

November 12 - 14, 2020

Event 106

13 NOV 2020 - 11:45 AM

Men's 200m Individual Medley

Final

Start List

Event Number 6

	Record	Splits			Name	NAT Code	Location	Date
WR	1:54.00	24.89	53.48	1:26.51	LOCHTE Ryan	USA	Shanghai (CHN)	28 JUL 2011
AR	1:54.00	24.89	53.48	1:26.51	LOCHTE Ryan	USA	Shanghai (CHN)	28 JUL 2011
CR	1:57.28	25.73	55.90	1:29.09	KALISZ Chase	USA	Atlanta, GA (USA)	5 DEC 2019
WJ	1:57.06	25.21	55.79	1:28.93	QIN Haiyang	CHN	Budapest (HUN)	27 JUL 2017
OT	2:04.09				BEST TIME		omaha (USA)	

Heat 1

Lane	Name	Club Code	Year of Birth	Qualifying Time	Time	Rank
2	RINGENBACH Bode	MOR	◆ 2003	2:06.06		
3	REN Jordan	NCAC	2000	2:02.88		
4	POUCH Ananias	VT	2000	2:00.60		
5	HOOVER Samuel	NCAC	◆ 2003	2:01.15		
6	FLOYD Kyle	UN-NE	◆ 2002	2:05.29		

Heat 2

Lane	Name	Club Code	Year of Birth	Qualifying Time	Time	Rank
1	LONG Bryar	UN-VA	1997	2:07.15		
2	COTTER Michael	TAC	◆ 2003	2:06.77		
3	ALLISON Chase	MSA	2000	2:05.86		
4	TORNQVIST Samuel	VT	1997	2:05.02		
5	LEBED Alexander	UN-VA	1996	2:05.04		
6	WILSON Andrew	ABSC	1993	2:06.54		
7	BRIED Thomas	ACE	◆ 2003	2:07.00		
8	HOGAN Ryan	SOLO	◆ 2002	2:08.29		

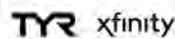
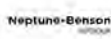
Heat 3

Lane	Name	Club Code	Year of Birth	Qualifying Time	Time	Rank
1	RUTTER Jonathan	PRVT	1996	2:04.69		
2	BUSTOS Arsenio	WAC	◆ 2003	2:03.99		
3	SCHOOLING Joseph	PRVT	1995	2:00.23		
4	KALISZ Chase	ABSC	1994	1:56.78		
5	STEWART Samuel	YHF	1997	1:57.76		
6	LITHERLAND Jay	DYNA	1995	2:01.51		
7	LE Paul	WOLF	1992	2:04.45		
8	GRANT William	VS	2001	2:04.96		

Legend:

AR American Record **CR** Championship Record **OT** Trials Cut **WJ** World Junior Record
WR World Record ◆ Junior swimmer

Official Timekeeping by Omega





2020 Toyota U.S. Open Championships

Greensboro, NC

November 12 - 14, 2020

Event 107

13 NOV 2020 - 10:49 AM

Women's 50m Freestyle

Final

Start List

Event Number 7

	Record	Name	NAT Code	Location	Date
WR	23.67	SJOESTROEM Sarah	SWE	Budapest (HUN)	29 JUL 2017
AR	23.97	MANUEL Simone	USA	Budapest (HUN)	30 JUL 2017
CR	24.43	MANUEL Simone	USA	Atlanta, GA (USA)	5 DEC 2019
WJ	24.21	IKEE Rikako	JPN	Tokyo (JPN)	3 APR 2018
OT	25.99	BEST TIME		omaha (USA)	

Heat 1

Lane	Name	Club Code	Year of Birth	Qualifying Time	Time	Rank
3	IVAN Teresa	MSA	◆ 2003	26.54		
4	ROMNEY Brianna	UNC	2002	26.30		
5	McENROE Kirsti	YSSC	◆ 2004	26.53		

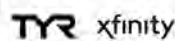
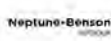
Heat 2

Lane	Name	Club Code	Year of Birth	Qualifying Time	Time	Rank
1	KANG Sydney	SOLO	◆ 2004	26.21		
2	KEA Alison	UN-NE	1998	25.86		
3	ALONS Kylee	NCS	1999	25.49		
4	OSMAN Farida	PRVT	1995	24.98		
5	CURZAN Claire	TAC	◆ 2004	25.32		
6	FLYNN Lindsay	MSA	2002	25.62		
7	STRICKLIN Sydney	UN-NC	◆ 2003	25.89		
8	DOLAN Haley	UN-NE	1999	26.22		

Legend:

AR American Record **CR** Championship Record **OT** Trials Cut **WJ** World Junior Record
WR World Record ◆ Junior swimmer

Official Timekeeping by Omega





2020 Toyota U.S. Open Championships

Greensboro, NC

November 12 - 14, 2020

Event 108

13 NOV 2020 - 12:08 PM

Men's 50m Freestyle

Final

Start List

Event Number 8

	Record	Name	NAT Code	Location	Date
WR	20.91	CIELO FILHO Cesar	BRA	Sao Paulo (BRA)	18 DEC 2009
AR	21.04	DRESSEL Caeleb	USA	Budapest (HUN)	27 JUL 2017
CR	21.59	FRATUS Bruno	USA	Atlanta, GA (USA)	5 DEC 2019
WJ	21.24	KOLESNIKOV Kliment	RUS	Copenhagen (DEN)	31 DEC 2017
OT	23.19	BEST TIME		omaha (USA)	

Heat 1

Lane	Name	Club Code	Year of Birth	Qualifying Time	Time	Rank
3	AGUILAR-FERNANDEZ Rodolfo	PRVT	1998	23.93		
4	LAHMANN Donovan	UNC	2000	23.66		
5	HOOVER Samuel	NCAC	◆ 2003	23.71		
6	BACON Tate	MOR	◆ 2004	24.34		

Heat 2

Lane	Name	Club Code	Year of Birth	Qualifying Time	Time	Rank
1	JOSA Matthew	UN-NC	1995	23.51		
2	RAMADAN Youssef	VT	◆ 2002	23.41		
3	MANOFF Philip	VT	2001	23.31		
4	MILLER Lukas	NCS	◆ 2002	23.26		
5	BUREAU Lucas	UN-VA	1994	23.30		
6	TAPP Hunter	NCS	2001	23.40		
7	SCHOOLING Joseph	PRVT	1995	23.51		
8	BUSTOS Arsenio	WAC	◆ 2003	23.60		

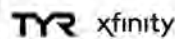
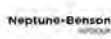
Heat 3

Lane	Name	Club Code	Year of Birth	Qualifying Time	Time	Rank
1	GREENBERG Aaron	EVO	1995	23.09		
2	COOK-WEEKS Skyler	QU	1999	22.90		
3	LILE Nathaniel	GAME	1994	22.56		
4	FARRIS Dean	VS	1997	22.32		
5	HILL Tyler	UNC	1999	22.55		
6	LEGARD Yusuke	PRVT	1996	22.63		
7	HALLOCK Thomas	VT	1999	22.91		
8	HENDERSON Noah	NCS	2001	23.12		

Legend:

AR	American Record	CR	Championship Record	OT	Trials Cut	WJ	World Junior Record
WR	World Record	◆	Junior swimmer				

Official Timekeeping by Omega





2020 Toyota U.S. Open Championships

Greensboro, NC

November 12 - 14, 2020

Event 109

13 NOV 2020 - 6:00 PM

Women's 400m Individual Medley

Final

Results Summary

Event Number 9

	Record	Splits			Name	NAT Code	Location	Date
WR	4:26.36	1:00.91	2:08.39	3:24.50	HOSSZU Katinka	HUN	Rio de Janeiro (BRA)	6 AUG 2016
AR	4:31.12	1:03.69	2:13.33	3:28.65	HOFF Katie	USA	Omaha, NE (USA)	29 JUN 2008
CR	4:37.34	1:03.79	2:18.56	3:35.80	MARGALIS Melanie	USA	Atlanta, GA (USA)	6 DEC 2019
WJ	4:38.53	1:04.25	2:17.68	3:34.42	VAZQUEZ RUIZ Alba	ESP	Budapest (HUN)	20 AUG 2019
OT	4:51.79				BEST TIME		omaha (USA)	

Final

Rank	Heat	Lane	Name	Club Code	Year of Birth	R.T.	Time	Time Behind
1	1	4	GYORGY Reka	VT	1996	0.73	4:46.14	
	50m 30.01	100m 1:04.41	150m 1:41.05	200m 2:16.28	250m 2:57.73	300m 3:39.59	350m 4:13.16	
		34.40	36.64	35.23	41.45	41.86	33.57	32.98
2	1	3	HIERATH Yara	NCS	2001	0.81	4:53.81	7.67
	50m 31.16	100m 1:06.34	150m 1:43.72	200m 2:20.78	250m 3:03.13	300m 3:46.48	350m 4:20.88	
		35.18	37.38	37.06	42.35	43.35	34.40	32.93
3	1	5	HOOK Charlotte	TAC	◆ 2004		DNS	
3	1	6	COTTER Keelan	TAC	◆ 2005		DNS	

Legend:

AR	American Record	CR	Championship Record	DNS	Did Not Start	OT	Trials Cut
R.T.	Reaction Time	WJ	World Junior Record	WR	World Record	◆	Junior swimmer

Official Timekeeping by Omega





2020 Toyota U.S. Open Championships

Greensboro, NC

November 12 - 14, 2020

Event 110

13 NOV 2020 - 7:22 PM

Men's 400m Individual Medley

Final

Results Summary

Event Number 10

	Record	Splits			Name	NAT Code	Location	Date
WR	4:03.84	54.92	1:56.49	3:07.05	PHELPS Michael	USA	Beijing (CHN)	10 AUG 2008
AR	4:03.84	54.92	1:56.49	3:07.05	PHELPS Michael	USA	Beijing (CHN)	10 AUG 2008
CR	4:11.11				ROUSSEAU Sebastien	USA		
WJ	4:11.93	57.49	2:01.54	3:12.12	PAPASTAMOS Apostolos	GRE	Budapest (HUN)	24 AUG 2019
OT	4:25.99				BEST TIME		omaha (USA)	

Final

Rank	Heat	Lane	Name	Club Code	Year of Birth	R.T.	Time	Time Behind
1	2	4	LITHERLAND Jay	DYNA	1995	0.74	4:22.05	
	50m	26.85	100m 57.81	150m 1:31.91	200m 2:04.45	250m 2:42.12	300m 3:20.52	350m 3:51.56
			30.96	34.10	32.54	37.67	38.40	31.04
								30.49
2	1	4	BAKER Jay	NCAC	◆ 2002	0.69	4:26.07	4.02
	50m	27.83	100m 59.55	150m 1:33.86	200m 2:06.89	250m 2:45.36	300m 3:23.68	350m 3:55.78
			31.72	34.31	33.03	38.47	38.32	32.10
								30.29
3	2	2	NORRIS Lance	TAC	◆ 2003	0.72	4:27.64	5.59
	50m	28.64	100m 1:01.21	150m 1:35.46	200m 2:09.13	250m 2:47.84	300m 3:26.99	350m 3:57.92
			32.57	34.25	33.67	38.71	39.15	30.93
								29.72
4	2	6	HAUGHEY Braeden	TAC	◆ 2004	0.66	4:29.90	7.85
	50m	28.57	100m 1:00.63	150m 1:35.21	200m 2:08.56	250m 2:48.78	300m 3:30.03	350m 4:00.48
			32.06	34.58	33.35	40.22	41.25	30.45
								29.42
5	1	3	MILLER Brandon	NCAC	◆ 2003	0.70	4:31.11	9.06
	50m	28.78	100m 1:01.18	150m 1:35.52	200m 2:08.59	250m 2:49.47	300m 3:29.84	350m 4:01.74
			32.40	34.34	33.07	40.88	40.37	31.90
								29.37
6	2	7	HOGAN Ryan	SOLO	◆ 2002	0.69	4:31.13	9.08
	50m	28.71	100m 1:01.34	150m 1:36.33	200m 2:10.57	250m 2:49.68	300m 3:28.90	350m 4:00.94
			32.63	34.99	34.24	39.11	39.22	32.04
								30.19
7	2	1	LLOYD Kenneth	NCS	2001	0.78	4:31.34	9.29
	50m	28.09	100m 1:00.23	150m 1:35.67	200m 2:10.43	250m 2:49.62	300m 3:30.22	350m 4:01.37
			32.14	35.44	34.76	39.19	40.60	31.15
								29.97
8	1	5	BRIED Thomas	ACE	◆ 2003	0.75	4:32.69	10.64
	50m	27.91	100m 59.24	150m 1:35.51	200m 2:10.42	250m 2:49.69	300m 3:29.50	350m 4:02.36
			31.33	36.27	34.91	39.27	39.81	32.86
								30.33
9	2	3	STEWART Samuel	YHF	1997	0.68	4:35.29	13.24
	50m	27.56	100m 59.78	150m 1:34.98	200m 2:10.42	250m 2:50.65	300m 3:32.01	350m 4:03.64
			32.22	35.20	35.44	40.23	41.36	31.63
								31.65
10	2	8	BRETZMANN Peter	NCAC	◆ 2003	0.73	4:38.11	16.06
	50m	28.28	100m 1:01.31	150m 1:39.55	200m 2:15.63	250m 2:54.29	300m 3:32.56	350m 4:06.11
			33.03	38.24	36.08	38.66	38.27	33.55
								32.00
11	2	5	KALISZ Chase	ABSC	1994		DNS	

Legend:

AR	American Record	CR	Championship Record	DNS	Did Not Start	OT	Trials Cut
R.T.	Reaction Time	WJ	World Junior Record	WR	World Record	◆	Junior swimmer

Official Timekeeping by Omega





2020 Toyota U.S. Open Championships

Greensboro, NC

November 12 - 14, 2020

Event 111

13 NOV 2020 - 6:17 PM

Women's 100m Butterfly

Final

Results Summary

Event Number 11

	Record	Split	Name	NAT Code	Location	Date
WR	55.48	26.01	SJOESTROEM Sarah	SWE	Rio de Janeiro (BRA)	7 AUG 2016
AR	55.98	26.39	VOLLMER Dana	USA	London (GBR)	29 JUL 2012
CR	57.48	26.93	HUSKE Torri	USA	Atlanta, GA (USA)	6 DEC 2019
WJ	56.46	26.37	OLEKSIK Penny	USA	Rio de Janeiro (BRA)	7 AUG 2016
OT	1:00.69		BEST TIME		omaha (USA)	

Final

Rank	Heat	Lane	Name	Club Code	Year of Birth	R.T.	50m	Time	Time Behind
1	2	4	CURZAN Claire	TAC	◆ 2004	0.68	26.00	56.61 30.61	CR
2	2	5	OSMAN Farida	PRVT	1995	0.70	27.09	58.39 31.30	1.78
3	2	2	ALONS Kylee	NCS	1999	0.64	27.43	59.52 32.09	2.91
4	2	6	HOOK Charlotte	TAC	◆ 2004	0.70	28.42	1:00.13 31.71	3.52
5	2	3	NERO Bailey	NCAC	1997	0.71	28.54	1:00.29 31.75	3.68
6	1	4	LINDNER Sophie	UNC	2000	0.72	28.52	1:00.59 32.07	3.98
7	2	1	ZETTEL Brooke	TAC	◆ 2003	0.74	28.98	1:02.05 33.07	5.44
8	2	8	COOPER Caroline	UNC	2001	0.76	29.83	1:02.52 32.69	5.91
9	1	3	HART Crile	LESD	1998	0.73	28.81	1:02.60 33.79	5.99
10	1	5	KANG Sydney	SOLO	◆ 2004	0.64	29.10	1:02.67 33.57	6.06
11	2	7	COLE Emma	UNC	1999	0.77	29.45	1:02.80 33.35	6.19
12	1	2	FLYNN Lindsay	MSA	2002	0.73	28.48	1:04.62 36.14	8.01
13	1	6	HARRIS Chloe	LIB	2001			DNS	

Legend:

AR	American Record	CR	Championship Record	DNS	Did Not Start	OT	Trials Cut
R.T.	Reaction Time	WJ	World Junior Record	WR	World Record	◆	Junior swimmer

Official Timekeeping by Omega





2020 Toyota U.S. Open Championships

Greensboro, NC

November 12 - 14, 2020

Event 112

13 NOV 2020 - 7:45 PM

Men's 100m Butterfly

Final

Results Summary

Event Number 12

	Record	Split	Name	NAT Code	Location	Date
WR	49.50	22.83	DRESSEL Caeleb	USA	Gwangju (KOR)	26 JUL 2019
AR	49.50	22.83	DRESSEL Caeleb	USA	Gwangju (KOR)	26 JUL 2019
CR	51.65		SHIELDS Tom	USA		
WJ	50.62	23.85	MILAK Kristof	HUN	Budapest (HUN)	29 JUL 2017
OT	54.19		BEST TIME		omaha (USA)	

Final

Rank	Heat	Lane	Name	Club Code	Year of Birth	R.T.	50m	Time	Time Behind
1	3	2	WRIGHT Justin	NCAC	1996	0.54	24.78	52.92 28.14	
2	2	6	RAMADAN Youssef	VT	◆ 2002	0.64	25.19	52.99 27.80	0.07
3	3	6	MANOFF Philip	VT	2001	0.65	24.60	53.20 28.60	0.28
4	3	3	JOSA Matthew	UN-NC	1995	0.65	24.79	53.50 28.71	0.58
5	3	5	SCHOOLING Joseph	PRVT	1995	0.62	24.98	53.81 28.83	0.89
6	2	5	IVANOV Antani	VT	1999	0.63	24.83	53.95 29.12	1.03
7	3	7	FARRIS Dean	VS	1997	0.67	24.99	53.98 28.99	1.06
8	3	4	SAUNDERSON Jack	WOLF	1997	0.61	25.34	54.05 28.71	1.13
9	3	1	BROWN Zachary	NCS	2000	0.63	25.42	54.32 28.90	1.40
10	2	3	BUREAU Lucas	UN-VA	1994	0.73	25.25	54.62 29.37	1.70
11	2	4	LILE Nathaniel	GAME	1994	0.63	24.76	54.67 29.91	1.75
12	3	8	HENDERSON Noah	NCS	2001	0.64	25.33	54.91 29.58	1.99
13	2	7	POELKE Boyd	UNC	2001	0.68	25.77	55.16 29.39	2.24
14	1	6	FLOYD Kyle	UN-NE	◆ 2002	0.64	25.98	55.88 29.90	2.96
15	1	3	BACON Tate	MOR	◆ 2004	0.72	26.45	56.42 29.97	3.50
16	1	4	MAHLER Adam	UN-NC	2000	0.69	26.44	56.62 30.18	3.70
17	2	8	GUTIERREZ Gustavo	PRVT	1998	0.71	26.53	56.65 30.12	3.73
18	1	5	BRIED Thomas	ACE	◆ 2003	0.72	27.15	56.74 29.59	3.82
19	1	2	EDWARDS Tanner	PALM	◆ 2003	0.63	27.46	59.49 32.03	6.57
20	1	7	JANTON Tommy	WEST	◆ 2004			DNS	
20	2	1	GRANT William	VS	2001			DNS	
20	2	2	BUSTOS Arsenio	WAC	◆ 2003			DNS	

Legend:

AR American Record CR Championship Record DNS Did Not Start OT Trials Cut
R.T. Reaction Time WJ World Junior Record WR World Record ◆ Junior swimmer

Official Timekeeping by Omega





2020 Toyota U.S. Open Championships

Greensboro, NC

November 12 - 14, 2020

Event 112 13 NOV 2020 - 7:45 PM

Men's 100m Butterfly

Final

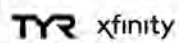
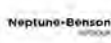
Results Summary

Event Number 12

Final

Rank	Heat	Lane	Name	Club Code	Year of Birth	R.T.	50m	Time	Time Behind
------	------	------	------	-----------	---------------	------	-----	------	-------------

Official Timekeeping by Omega





2020 Toyota U.S. Open Championships

Greensboro, NC

November 12 - 14, 2020

Event 113

13 NOV 2020 - 6:33 PM

Women's 200m Freestyle

Final

Results Summary

Event Number 13

	Record	Splits		Name	NAT Code	Location	Date	
WR	1:52.98	27.34	55.60	1:24.38	PELLEGRINI Federica	ITA	Rome (ITA)	29 JUL 2009
AR	1:53.61	27.18	55.38	1:24.35	SCHMITT Allison	USA	London (GBR)	31 JUL 2012
CR	1:56.24	27.32	56.47	1:26.31	LEDECKY Katie	USA	Atlanta, GA (USA)	6 DEC 2019
WJ	1:54.81				RUCK Taylor	USA	Gold Coast (AUS)	5 APR 2018
OT	2:01.69				BEST TIME		omaha (USA)	

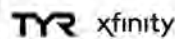
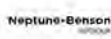
Final

Rank	Heat	Lane	Name	Club Code	Year of Birth	R.T.	50m	100m	150m	Time	Time Behind
1	1	3	McENROE Kirsti	YSSC	◆ 2004	0.74	28.26	59.76 31.50	1:31.46 31.70	2:03.66 32.20	
2	1	2	VOS Loulou	VT	1999	0.78	28.72	1:00.05 31.33	1:32.14 32.09	2:04.23 32.09	0.57
3	1	8	TRAVIS Chase	VT	2002	0.79	30.13	1:01.96 31.83	1:34.16 32.20	2:05.35 31.19	1.69
4	1	1	SHACKELFORD Sarah	VT	2001	0.72	27.97	58.93 30.96	1:31.56 32.63	2:05.61 34.05	1.95
5	1	4	NERO Bailey	NCAC	1997	0.70	29.21	1:00.82 31.61	1:33.25 32.43	2:05.92 32.67	2.26
6	1	7	COTTER Keelan	TAC	◆ 2005	0.67	28.99	1:00.12 31.13	1:33.04 32.92	2:06.09 33.05	2.43
7	1	6	GRASSO Giulia	QU	2000	0.66	29.37	1:01.06 31.69	1:33.69 32.63	2:06.24 32.55	2.58
8	1	5	GYORGY Reka	VT	1996	0.73	29.56	1:01.23 31.67	1:34.15 32.92	2:07.66 33.51	4.00

Legend:

AR	American Record	CR	Championship Record	OT	Trials Cut	R.T.	Reaction Time
WJ	World Junior Record	WR	World Record	◆	Junior swimmer		

Official Timekeeping by Omega





2020 Toyota U.S. Open Championships

Greensboro, NC

November 12 - 14, 2020

Event 114

13 NOV 2020 - 8:03 PM

Men's 200m Freestyle

Final

Results Summary

Event Number 14

	Record	Splits				Name	NAT Code	Location	Date
WR	1:42.00	24.23	50.12	1:16.30	BIEDERMANN Paul	GER	Rome (ITA)	28 JUL 2009	
AR	1:42.96	24.31	50.29	1:16.84	PHELPS Michael	USA	Beijing (CHN)	12 AUG 2008	
CR	1:45.92	24.65	50.98	1:18.41	HAAS Townley	USA	Atlanta, GA (USA)	6 DEC 2019	
WJ	1:46.13				WINNINGTON Elijah	AUS	Bisbane (AUS)	18 DEC 2018	
OT	1:50.79				BEST TIME		omaha (USA)		

Final

Rank	Heat	Lane	Name	Club Code	Year of Birth	R.T.	50m	100m	150m	Time	Time Behind
1	2	1	COTTER Michael	TAC	◆ 2003	0.72	26.14	54.50	1:23.04	1:50.72	
2	1	5	HOOVER Samuel	NCAC	◆ 2003	0.66	25.71	53.56	1:22.13	1:50.74	0.02
3	2	7	RUTTER Jonathan	PRVT	1996	0.68	25.96	53.88	1:22.21	1:50.85	0.13
4	2	4	KNOWLES Eric	NCS	1999	0.69	25.80	53.82	1:22.35	1:51.16	0.44
5	2	2	SOBERS Alex	BC	1998	0.65	26.42	54.62	1:23.14	1:51.49	0.77
6	2	3	MILLER Lukas	NCS	◆ 2002	0.62	26.04	54.52	1:23.34	1:52.13	1.41
7	2	6	LITHERLAND Jay	DYNA	1995	0.74	26.55	55.42	1:23.86	1:52.24	1.52
8	2	5	KUNERT Alexander	QU	1996	0.62	26.46	55.10	1:24.40	1:52.59	1.87
9	1	4	AGUILAR-FERNANDEZ Rodolfo	PRVT	1998	0.70	27.11	55.89	1:24.84	1:53.30	2.58
10	1	6	HUSSEY Patrick	UNC	2001	0.70	26.77	55.45	1:24.68	1:53.68	2.96
11	1	3	DANT Ross	NCS	2000	0.65	26.76	55.91	1:25.16	1:54.05	3.33
12	1	2	COOK-WEEKS Skyler	QU	1999	0.64	27.16	56.39	1:26.04	1:54.78	4.06
13	1	7	PLAYER Samuel	UNC	◆ 2002	0.69	26.83	56.34	1:25.82	1:55.24	4.52
14	2	8	KIESLER Gil	NCS	1996	0.67	27.04	55.87	1:25.58	1:55.52	4.80

Legend:

AR	American Record	CR	Championship Record	OT	Trials Cut	R.T.	Reaction Time
WJ	World Junior Record	WR	World Record	◆	Junior swimmer		

Official Timekeeping by Omega





2020 Toyota U.S. Open Championships

Greensboro, NC

November 12 - 14, 2020

Event 115

13 NOV 2020 - 6:45 PM

Women's 100m Breaststroke

Final

Results Summary

Event Number 15

	Record	Split	Name	NAT Code	Location	Date
WR	1:04.13	29.80	KING Lilly	USA	Budapest (HUN)	25 JUL 2017
AR	1:04.13	29.80	KING Lilly	USA	Budapest (HUN)	25 JUL 2017
CR	1:04.45		HARDY Jessica	USA		
WJ	1:05.39	30.48	MEILUTYTE Ruta	LTU	Nanjing (CHN)	20 AUG 2014
OT	1:10.99		BEST TIME		omaha (USA)	

Final

Rank	Heat	Lane	Name	Club Code	Year of Birth	R.T.	50m	Time	Time Behind
1	2	4	BERNHARDT Rachel	GAME	1995	0.70	31.43	1:07.67 36.24	
2	2	5	SUMRALL Micah	GAME	1990	0.72	32.28	1:08.13 35.85	0.46
3	2	3	ARENS Abigail	NCS	2002	0.66	32.89	1:09.59 36.70	1.92
4	1	6	HUGGINS Madeline	SALU	◆ 2003	0.71	32.92	1:10.35 37.43	2.68
5	1	7	POOLE Julia	NCS	1999	0.69	33.56	1:10.43 36.87	2.76
6	1	2	MACCAUSLAND Heather	NCS	2001	0.69	33.59	1:10.56 36.97	2.89
7	2	1	ROBERTS Elizabeth	GAME	1988	0.73	32.81	1:10.78 37.97	3.11
8	2	7	HIGGS Margaret	GAME	1999	0.74	33.69	1:11.28 37.59	3.61
9	2	6	HIGGS Lillian	UNC	2000	0.78	33.58	1:11.31 37.73	3.64
10	2	2	PODMANIKOVA Andrea	NCS	1998	0.69	33.52	1:11.47 37.95	3.80
11	2	8	McENROE Annika	YSSC	2002	0.71	34.37	1:11.48 37.11	3.81
12	1	5	FADELY Jennah	FAST	2002	0.70	33.95	1:12.92 38.97	5.25
13	1	3	ZETTEL Brooke	TAC	◆ 2003	0.70	34.54	1:13.04 38.50	5.37
14	1	4	SPENCER Paige	SOLO	◆ 2004	0.72	33.72	1:13.29 39.57	5.62
15	1	1	HARRIS Chloe	LIB	2001	0.68	34.98	1:16.61 41.63	8.94

Legend:

AR	American Record	CR	Championship Record	OT	Trials Cut	R.T.	Reaction Time
WJ	World Junior Record	WR	World Record	◆	Junior swimmer		

Official Timekeeping by Omega





2020 Toyota U.S. Open Championships

Greensboro, NC

November 12 - 14, 2020

Event 116

13 NOV 2020 - 8:21 PM

Men's 100m Breaststroke

Final

Results Summary

Event Number 16

	Record	Split	Name	NAT Code	Location	Date
WR	56.88	26.63	PEATY Adam	GBR	Gwangju (KOR)	21 JUL 2019
AR	58.64	27.41	CORDES Kevin	USA	Budapest (HUN)	23 JUL 2017
CR	59.28	27.94	WILSON Andrew	USA	Atlanta, GA (USA)	6 DEC 2019
WJ	59.01	27.48	MARTINENGI Nicolo	ITA	Indianapolis (USA)	23 AUG 2017
OT	1:03.29		BEST TIME		omaha (USA)	

Final

Rank	Heat	Lane	Name	Club Code	Year of Birth	R.T.	50m	Time	Time Behind
1	3	4	WILSON Andrew	ABSC	1993	0.62	27.81	59.58 31.77	
2	3	5	EVDOKIMOV Ilya	PRVT	1996	0.69	28.56	1:00.47 31.91	0.89
3	3	3	MURILLO Jorge	TAC	1991	0.68	28.62	1:00.85 32.23	1.27
4	3	6	CONO Benjamin	GAME	1996	0.72	28.30	1:00.90 32.60	1.32
5	3	2	GOLDFADEN Itay	GAME	1996	0.66	28.07	1:01.67 33.60	2.09
6	3	1	ABALIKSTA Valdas	UNC	1998	0.77	29.08	1:01.76 32.68	2.18
7	3	7	BROWNE Ethan	PRVT	1996	0.73	29.16	1:02.20 33.04	2.62
8	2	5	POUCH Ananias	VT	2000	0.66	29.26	1:02.52 33.26	2.94
9	2	3	LONG Bryar	UN-VA	1997	0.62	29.92	1:04.44 34.52	4.86
10	2	1	SEIDEL Maxwell	UN-NC	2001	0.70	31.79	1:06.82 35.03	7.24
11	1	4	BECKER Perry	UNC	◆ 2002	0.63	30.77	1:07.10 36.33	7.52
12	2	7	RINGENBACH Bode	MOR	◆ 2003	0.71	31.60	1:07.26 35.66	7.68
13	2	6	ALLISON Chase	MSA	2000	0.75	31.59	1:07.37 35.78	7.79
14	1	3	FORTNER Luke	WAVE	◆ 2002	0.69	31.97	1:07.84 35.87	8.26
15	2	2	RAFALKO Andrew	UNC	2000	0.70	32.38	1:09.02 36.64	9.44
16	1	5	RIGSBEE Joshua	UN-NC	1998	0.71	31.68	1:09.11 37.43	9.53
17	2	4	BUSTOS Arsenio	WAC	◆ 2003			DNS	
17	3	8	STEWART Samuel	YHF	1997			DNS	

Legend:

AR	American Record	CR	Championship Record	DNS	Did Not Start	OT	Trials Cut
R.T.	Reaction Time	WJ	World Junior Record	WR	World Record	◆	Junior swimmer

Official Timekeeping by Omega





2020 Toyota U.S. Open Championships

Greensboro, NC

November 12 - 14, 2020

Event 117

13 NOV 2020 - 6:56 PM

Women's 100m Backstroke

Final

Results Summary

Event Number 17

	Record	Split	Name	NAT Code	Location	Date
WR	57.57	27.74	SMITH Regan	USA	Gwangju (KOR)	28 JUL 2019
AR	57.57	27.74	SMITH Regan	USA	Gwangju (KOR)	28 JUL 2019
CR	58.63	28.46	BACON Phoebe	USA	Atlanta, GA (USA)	6 DEC 2019
WJ	57.57	27.74	SMITH Regan	USA	Gwangju (KOR)	28 JUL 2019
OT	1:02.69		BEST TIME		omaha (USA)	

Final

Rank	Heat	Lane	Name	Club Code	Year of Birth	R.T.	50m	Time	Time Behind
1	2	5	CURZAN Claire	TAC	◆ 2004	0.59	29.47	1:00.30 30.83	
2	2	4	BERKOFF Katharine	NCS	2001	0.60	29.51	1:00.38 30.87	0.08
3	2	6	BENTZ Caroline	VT	2002	0.67	29.55	1:01.05 31.50	0.75
4	2	1	LINDNER Sophie	UNC	2000	0.61	29.93	1:01.15 31.22	0.85
5	2	3	ALONS Kylee	NCS	1999	0.59	30.06	1:02.24 32.18	1.94
6	2	7	MUZZY Emma	NCS	2000	0.76	31.14	1:03.12 31.98	2.82
7	1	4	KORBLY Isabella	USC	◆ 2003	0.67	30.71	1:03.51 32.80	3.21
8	2	8	HART Crile	LESD	1998	0.78	31.58	1:04.19 32.61	3.89
9	1	3	STRICKLIN Sydney	UN-NC	◆ 2003	0.54	30.87	1:04.24 33.37	3.94
10	2	2	LARA Krystal	PRVT	1998	0.51	30.64	1:04.99 34.35	4.69
11	1	5	GRIMES Maura	UN-NE	1999	0.53	31.10	1:05.32 34.22	5.02
12	1	6	IVAN Teresa	MSA	◆ 2003	0.73	31.43	1:05.35 33.92	5.05

Legend:

AR	American Record	CR	Championship Record	OT	Trials Cut	R.T.	Reaction Time
WJ	World Junior Record	WR	World Record	◆	Junior swimmer		

Official Timekeeping by Omega





2020 Toyota U.S. Open Championships

Greensboro, NC

November 12 - 14, 2020

Event 118

13 NOV 2020 - 8:41 PM

Men's 100m Backstroke

Final

Results Summary

Event Number 18

	Record	Split	Name	NAT Code	Location	Date
WR	51.85	25.13	MURPHY Ryan	USA	Rio de Janeiro (BRA)	13 AUG 2016
AR	51.85	25.13	MURPHY Ryan	USA	Rio (BRA)	13 AUG 2016
CR	52.51		THOMAN Nicholas	USA		
WJ	52.51		KOLESNIKOV Kliment	RUS	Glasgow (GBR)	6 AUG 2018
OT	56.59		BEST TIME		omaha (USA)	

Final

Rank	Heat	Lane	Name	Club Code	Year of Birth	R.T.	50m	Time	Time Behind
1	3	4	GRANT William	VS	2001	0.56	26.56	54.69 28.13	
2	2	5	WEBB Forest	VT	2001	0.55	26.83	55.60 28.77	0.91
3	3	6	TAPP Hunter	NCS	2001	0.66	26.95	56.11 29.16	1.42
4	3	5	FARRIS Dean	VS	1997	0.58	27.29	56.20 28.91	1.51
5	3	2	LE Paul	WOLF	1992	0.56	27.39	56.22 28.83	1.53
6	3	8	RINCON Anthony	VS	2001	0.53	27.12	56.30 29.18	1.61
7	3	7	GLIESE Alexander	WOLF	1997	0.59	27.75	56.67 28.92	1.98
8	2	3	TORNQVIST Samuel	VT	1997	0.59	27.67	56.84 29.17	2.15
9	3	1	JOSA Matthew	UN-NC	1995	0.56	27.32	56.89 29.57	2.20
10	2	6	MAYS Alexander	UNC	2000	0.57	28.30	57.13 28.83	2.44
11	2	8	ECKERSON Benjamin	EEX	◆ 2003	0.77	28.04	57.51 29.47	2.82
12	2	7	RUTBERG Noah	UNC	◆ 2002	0.55	28.13	57.75 29.62	3.06
13	1	4	VENCI Charles	SOLO	2001	0.57	28.39	58.47 30.08	3.78
14	1	5	BACON Tate	MOR	◆ 2004	0.66	28.76	59.05 30.29	4.36
15	1	7	HOGAN Ryan	SOLO	◆ 2002	0.58	29.83	59.77 29.94	5.08
16	1	3	NOBLE Ross	YOTA	◆ 2004	0.62	29.07	1:00.13 31.06	5.44
17	1	6	EDWARDS Tanner	PALM	◆ 2003	0.58	29.36	1:00.55 31.19	5.86
18	1	2	JANTON Tommy	WEST	◆ 2004			DNS	
18	2	1	HALLOCK Thomas	VT	1999			DNS	
18	2	2	LOHR Aidan	PRVT	◆ 2002			DNS	
18	2	4	BUSTOS Arsenio	WAC	◆ 2003			DNS	
18	3	3	STEWART Samuel	YHF	1997			DNS	

Legend:

AR	American Record	CR	Championship Record	DNS	Did Not Start	OT	Trials Cut
R.T.	Reaction Time	WJ	World Junior Record	WR	World Record	◆	Junior swimmer

Official Timekeeping by Omega





2020 Toyota U.S. Open Championships

Greensboro, NC

November 12 - 14, 2020

Event 118

13 NOV 2020 - 8:41 PM

Men's 100m Backstroke

Final

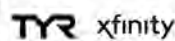

Results Summary

Event Number 18

Final

Rank	Heat	Lane	Name	Club Code	Year of Birth	R.T.	50m	Time	Time Behind
------	------	------	------	-----------	---------------	------	-----	------	-------------

Official Timekeeping by Omega





2020 Toyota U.S. Open Championships

Greensboro, NC

November 12 - 14, 2020

Event 109

13 NOV 2020 - 6:00 PM

Women's 400m Individual Medley

Final

Start List

Event Number 9

	Record	Splits			Name	NAT Code	Location	Date
WR	4:26.36	1:00.91	2:08.39	3:24.50	HOSSZU Katinka	HUN	Rio de Janeiro (BRA)	6 AUG 2016
AR	4:31.12	1:03.69	2:13.33	3:28.65	HOFF Katie	USA	Omaha, NE (USA)	29 JUN 2008
CR	4:37.34	1:03.79	2:18.56	3:35.80	MARGALIS Melanie	USA	Atlanta, GA (USA)	6 DEC 2019
WJ	4:38.53	1:04.25	2:17.68	3:34.42	VAZQUEZ RUIZ Alba	ESP	Budapest (HUN)	20 AUG 2019
OT	4:51.79				BEST TIME		omaha (USA)	

Lane	Name	Club Code	Year of Birth	Qualifying Time	Time	Rank
3	HIERATH Yara	NCS	2001	4:50.56		
4	GYORGY Reka	VT	1996	4:46.30		
5	HOOK Charlotte	TAC	◆ 2004	4:47.72		
6	COTTER Keelan	TAC	◆ 2005	5:00.52		

Legend:

AR American Record **CR** Championship Record **OT** Trials Cut **WJ** World Junior Record
WR World Record ◆ Junior swimmer

Official Timekeeping by Omega





2020 Toyota U.S. Open Championships

Greensboro, NC

November 12 - 14, 2020

Event 110

13 NOV 2020 - 7:33 PM

Men's 400m Individual Medley

Final

Start List

Event Number 10

	Record	Splits			Name	NAT Code	Location	Date
WR	4:03.84	54.92	1:56.49	3:07.05	PHELPS Michael	USA	Beijing (CHN)	10 AUG 2008
AR	4:03.84	54.92	1:56.49	3:07.05	PHELPS Michael	USA	Beijing (CHN)	10 AUG 2008
CR	4:11.11				ROUSSEAU Sebastien	USA		
WJ	4:11.93	57.49	2:01.54	3:12.12	PAPASTAMOS Apostolos	GRE	Budapest (HUN)	24 AUG 2019
OT	4:25.99				BEST TIME		omaha (USA)	

Heat 1

Lane	Name	Club Code	Year of Birth	Qualifying Time	Time	Rank
3	MILLER Brandon	NCAC	◆ 2003	4:33.63		
4	BAKER Jay	NCAC	◆ 2002	4:31.51		
5	BRIED Thomas	ACE	◆ 2003	4:31.89		

Heat 2

Lane	Name	Club Code	Year of Birth	Qualifying Time	Time	Rank
1	LLOYD Kenneth	NCS	2001	4:29.12		
2	NORRIS Lance	TAC	◆ 2003	4:27.23		
3	STEWART Samuel	YHF	1997	4:16.74		
4	LITHERLAND Jay	DYNA	1995	4:09.22		
5	KALISZ Chase	ABSC	1994	4:13.07		
6	HAUGHEY Braeden	TAC	◆ 2004	4:24.99		
7	HOGAN Ryan	SOLO	◆ 2002	4:27.89		
8	BRETZMANN Peter	NCAC	◆ 2003	4:29.38		

Legend:

AR American Record **CR** Championship Record **OT** Trials Cut **WJ** World Junior Record
WR World Record ◆ Junior swimmer

Official Timekeeping by Omega





2020 Toyota U.S. Open Championships

Greensboro, NC

November 12 - 14, 2020

Event 111

13 NOV 2020 - 6:17 PM

Women's 100m Butterfly

Final

Start List

Event Number 11

	Record	Split	Name	NAT Code	Location	Date
WR	55.48	26.01	SJOESTROEM Sarah	SWE	Rio de Janeiro (BRA)	7 AUG 2016
AR	55.98	26.39	VOLLMER Dana	USA	London (GBR)	29 JUL 2012
CR	57.48	26.93	HUSKE Torri	USA	Atlanta, GA (USA)	6 DEC 2019
WJ	56.46	26.37	OLEKSIK Penny	USA	Rio de Janeiro (BRA)	7 AUG 2016
OT	1:00.69		BEST TIME		omaha (USA)	

Heat 1

Lane	Name	Club Code	Year of Birth	Qualifying Time	Time	Rank
2	FLYNN Lindsay	MSA	2002	1:03.00		
3	HART Crile	LESD	1998	1:00.67		
4	LINDNER Sophie	UNC	2000	1:01.86		
5	KANG Sydney	SOLO	♦ 2004	1:02.23		
6	HARRIS Chloe	LIB	2001	1:01.91		

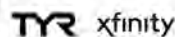
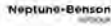
Heat 2

Lane	Name	Club Code	Year of Birth	Qualifying Time	Time	Rank
1	ZETTEL Brooke	TAC	♦ 2003	1:01.40		
2	ALONS Kylee	NCS	1999	59.92		
3	NERO Bailey	NCAC	1997	59.33		
4	CURZAN Claire	TAC	♦ 2004	57.57		
5	OSMAN Farida	PRVT	1995	58.00		
6	HOOK Charlotte	TAC	♦ 2004	59.59		
7	COLE Emma	UNC	1999	1:00.43		
8	COOPER Caroline	UNC	2001	1:01.53		

Legend:

AR American Record **CR** Championship Record **OT** Trials Cut **WJ** World Junior Record
WR World Record ♦ Junior swimmer

Official Timekeeping by Omega





2020 Toyota U.S. Open Championships

Greensboro, NC

November 12 - 14, 2020

Event 112 13 NOV 2020 - 7:56 PM

Men's 100m Butterfly

Final

Start List

Event Number 12

	Record	Split	Name	NAT Code	Location	Date
WR	49.50	22.83	DRESSEL Caeleb	USA	Gwangju (KOR)	26 JUL 2019
AR	49.50	22.83	DRESSEL Caeleb	USA	Gwangju (KOR)	26 JUL 2019
CR	51.65		SHIELDS Tom	USA		
WJ	50.62	23.85	MILAK Kristof	HUN	Budapest (HUN)	29 JUL 2017
OT	54.19		BEST TIME		omaha (USA)	

Heat 1

Lane	Name	Club Code	Year of Birth	Qualifying Time	Time	Rank
2	EDWARDS Tanner	PALM	◆ 2003	56.37		
3	BACON Tate	MOR	◆ 2004	55.12		
4	MAHLER Adam	UN-NC	2000	56.25		
5	BRIED Thomas	ACE	◆ 2003	56.28		
6	FLOYD Kyle	UN-NE	◆ 2002	55.39		
7	JANTON Tommy	WEST	◆ 2004	56.50		

Heat 2

Lane	Name	Club Code	Year of Birth	Qualifying Time	Time	Rank
1	GRANT William	VS	2001	55.33		
2	BUSTOS Arsenio	WAC	◆ 2003	54.16		
3	BUREAU Lucas	UN-VA	1994	54.00		
4	LILE Nathaniel	GAME	1994	53.84		
5	IVANOV Antani	VT	1999	53.85		
6	RAMADAN Youssef	VT	◆ 2002	54.06		
7	POELKE Boyd	UNC	2001	54.79		
8	GUTIERREZ Gustavo	PRVT	1998	56.20		

Heat 3

Lane	Name	Club Code	Year of Birth	Qualifying Time	Time	Rank
1	BROWN Zachary	NCS	2000	53.81		
2	WRIGHT Justin	NCAC	1996	52.51		
3	JOSA Matthew	UN-NC	1995	52.22		
4	SAUNDERSON Jack	WOLF	1997	51.36		
5	SCHOOLING Joseph	PRVT	1995	51.84		
6	MANOFF Philip	VT	2001	52.38		
7	FARRIS Dean	VS	1997	53.07		
8	HENDERSON Noah	NCS	2001	53.84		

Legend:

AR American Record **CR** Championship Record **OT** Trials Cut **WJ** World Junior Record
WR World Record ◆ Junior swimmer

Official Timekeeping by Omega





2020 Toyota U.S. Open Championships

Greensboro, NC

November 12 - 14, 2020

Event 113 13 NOV 2020 - 6:33 PM

Women's 200m Freestyle

Final

Start List

Event Number 13

	Record	Splits			Name	NAT Code	Location	Date
WR	1:52.98	27.34	55.60	1:24.38	PELLEGRINI Federica	ITA	Rome (ITA)	29 JUL 2009
AR	1:53.61	27.18	55.38	1:24.35	SCHMITT Allison	USA	London (GBR)	31 JUL 2012
CR	1:56.24	27.32	56.47	1:26.31	LEDECKY Katie	USA	Atlanta, GA (USA)	6 DEC 2019
WJ	1:54.81				RUCK Taylor	USA	Gold Coast (AUS)	5 APR 2018
OT	2:01.69				BEST TIME		omaha (USA)	

Lane	Name	Club Code	Year of Birth	Qualifying Time	Time	Rank
1	SHACKELFORD Sarah	VT	2001	2:01.17		
2	VOS Loulou	VT	1999	2:04.12		
3	McENROE Kirsti	YSSC	♦ 2004	2:03.69		
4	NERO Bailey	NCAC	1997	2:00.97		
5	GYORGY Reka	VT	1996	2:03.33		
6	GRASSO Giulia	QU	2000	2:04.04		
7	COTTER Keelan	TAC	♦ 2005	2:04.17		
8	TRAVIS Chase	VT	2002	2:04.69		

Legend:

AR American Record **CR** Championship Record **OT** Trials Cut **WJ** World Junior Record
WR World Record ♦ Junior swimmer

Official Timekeeping by Omega





2020 Toyota U.S. Open Championships

Greensboro, NC

November 12 - 14, 2020

Event 114

13 NOV 2020 - 8:14 PM

Men's 200m Freestyle

Final

Start List

Event Number 14

	Record	Splits			Name	NAT Code	Location	Date
WR	1:42.00	24.23	50.12	1:16.30	BIEDERMANN Paul	GER	Rome (ITA)	28 JUL 2009
AR	1:42.96	24.31	50.29	1:16.84	PHELPS Michael	USA	Beijing (CHN)	12 AUG 2008
CR	1:45.92	24.65	50.98	1:18.41	HAAS Townley	USA	Atlanta, GA (USA)	6 DEC 2019
WJ	1:46.13				WINNINGTON Elijah	AUS	Bisbane (AUS)	18 DEC 2018
OT	1:50.79				BEST TIME		omaha (USA)	

Heat 1

Lane	Name	Club Code	Year of Birth	Qualifying Time	Time	Rank
2	COOK-WEEKS Skyler	QU	1999	1:53.48		
3	DANT Ross	NCS	2000	1:52.87		
4	AGUILAR-FERNANDEZ Rodolfo	PRVT	1998	1:52.28		
5	HOOVER Samuel	NCAC	◆ 2003	1:52.66		
6	HUSSEY Patrick	UNC	2001	1:53.10		
7	PLAYER Samuel	UNC	◆ 2002	1:50.76		

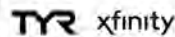
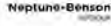
Heat 2

Lane	Name	Club Code	Year of Birth	Qualifying Time	Time	Rank
1	COTTER Michael	TAC	◆ 2003	1:51.56		
2	SOBERS Alex	BC	1998	1:50.87		
3	MILLER Lukas	NCS	◆ 2002	1:50.02		
4	KNOWLES Eric	NCS	1999	1:48.94		
5	KUNERT Alexander	QU	1996	1:49.25		
6	LITHERLAND Jay	DYNA	1995	1:50.22		
7	RUTTER Jonathan	PRVT	1996	1:51.09		
8	KIESLER Gil	NCS	1996	1:51.57		

Legend:

AR American Record **CR** Championship Record **OT** Trials Cut **WJ** World Junior Record
WR World Record ◆ Junior swimmer

Official Timekeeping by Omega





2020 Toyota U.S. Open Championships

Greensboro, NC

November 12 - 14, 2020

Event 115

13 NOV 2020 - 6:50 PM

Women's 100m Breaststroke

Final

Start List

Event Number 15

	Record	Split	Name	NAT Code	Location	Date
WR	1:04.13	29.80	KING Lilly	USA	Budapest (HUN)	25 JUL 2017
AR	1:04.13	29.80	KING Lilly	USA	Budapest (HUN)	25 JUL 2017
CR	1:04.45		HARDY Jessica	USA		
WJ	1:05.39	30.48	MEILUTYTE Ruta	LTU	Nanjing (CHN)	20 AUG 2014
OT	1:10.99		BEST TIME		omaha (USA)	

Heat 1

Lane	Name	Club Code	Year of Birth	Qualifying Time	Time	Rank
1	HARRIS Chloe	LIB	2001	1:11.15		
2	MACCAUSLAND Heather	NCS	2001	1:08.98		
3	ZETTEL Brooke	TAC	♦ 2003	1:12.77		
4	SPENCER Paige	SOLO	♦ 2004	1:12.38		
5	FADELY Jennah	FAST	2002	1:12.74		
6	HUGGINS Madeline	SALU	♦ 2003	1:13.16		
7	POOLE Julia	NCS	1999	1:10.54		

Heat 2

Lane	Name	Club Code	Year of Birth	Qualifying Time	Time	Rank
1	ROBERTS Elizabeth	GAME	1988	1:11.37		
2	PODMANIKOVA Andrea	NCS	1998	1:10.30		
3	ARENS Abigail	NCS	2002	1:08.58		
4	BERNHARDT Rachel	GAME	1995	1:07.59		
5	SUMRALL Micah	GAME	1990	1:07.75		
6	HIGGS Lillian	UNC	2000	1:09.52		
7	HIGGS Margaret	GAME	1999	1:10.65		
8	McENROE Annika	YSSC	2002	1:11.68		

Legend:

AR	American Record	CR	Championship Record	OT	Trials Cut	WJ	World Junior Record
WR	World Record	♦	Junior swimmer				

Official Timekeeping by Omega



2020 Toyota U.S. Open Championships

Greensboro, NC

November 12 - 14, 2020

Event 116

13 NOV 2020 - 8:36 PM

Men's 100m Breaststroke

Final

Start List

Event Number 16

	Record	Split	Name	NAT Code	Location	Date
WR	56.88	26.63	PEATY Adam	GBR	Gwangju (KOR)	21 JUL 2019
AR	58.64	27.41	CORDES Kevin	USA	Budapest (HUN)	23 JUL 2017
CR	59.28	27.94	WILSON Andrew	USA	Atlanta, GA (USA)	6 DEC 2019
WJ	59.01	27.48	MARTINENGIH Nicolò	ITA	Indianapolis (USA)	23 AUG 2017
OT	1:03.29		BEST TIME		omaha (USA)	

Heat 1

Lane	Name	Club Code	Year of Birth	Qualifying Time	Time	Rank
3	FORTNER Luke	WAVE	◆ 2002	1:07.20		
4	BECKER Perry	UNC	◆ 2002	1:06.05		
5	RIGSBEE Joshua	UN-NC	1998	1:06.08		

Heat 2

Lane	Name	Club Code	Year of Birth	Qualifying Time	Time	Rank
1	SEIDEL Maxwell	UN-NC	2001	1:06.04		
2	RAFALCO Andrew	UNC	2000	1:05.59		
3	LONG Bryar	UN-VA	1997	1:04.82		
4	BUSTOS Arsenio	WAC	◆ 2003	1:03.75		
5	POUCH Ananias	VT	2000	1:03.76		
6	ALLISON Chase	MSA	2000	1:05.45		
7	RINGENBACH Bode	MOR	◆ 2003	1:05.83		

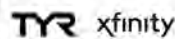
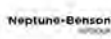
Heat 3

Lane	Name	Club Code	Year of Birth	Qualifying Time	Time	Rank
1	ABALIKSTA Valdas	UNC	1998	1:02.41		
2	GOLDFADEN Itay	GAME	1996	1:01.69		
3	MURILLO Jorge	TAC	1991	1:00.91		
4	WILSON Andrew	ABSC	1993	58.93		
5	EVDOKIMOV Ilya	PRVT	1996	1:00.62		
6	CONO Benjamin	GAME	1996	1:00.95		
7	BROWNE Ethan	PRVT	1996	1:02.26		
8	STEWART Samuel	YHF	1997	1:03.02		

Legend:

AR	American Record	CR	Championship Record	OT	Trials Cut	WJ	World Junior Record
WR	World Record	◆	Junior swimmer				

Official Timekeeping by Omega





2020 Toyota U.S. Open Championships

Greensboro, NC

November 12 - 14, 2020

Event 117

13 NOV 2020 - 7:05 PM

Women's 100m Backstroke

Final

Start List

Event Number 17

	Record	Split	Name	NAT Code	Location	Date
WR	57.57	27.74	SMITH Regan	USA	Gwangju (KOR)	28 JUL 2019
AR	57.57	27.74	SMITH Regan	USA	Gwangju (KOR)	28 JUL 2019
CR	58.63	28.46	BACON Phoebe	USA	Atlanta, GA (USA)	6 DEC 2019
WJ	57.57	27.74	SMITH Regan	USA	Gwangju (KOR)	28 JUL 2019
OT	1:02.69		BEST TIME		omaha (USA)	

Heat 1

Lane	Name	Club Code	Year of Birth	Qualifying Time	Time	Rank
3	STRICKLIN Sydney	UN-NC	◆ 2003	1:04.64		
4	KORBLY Isabella	USC	◆ 2003	1:03.17		
5	GRIMES Maura	UN-NE	1999	1:04.15		
6	IVAN Teresa	MSA	◆ 2003	1:05.52		

Heat 2

Lane	Name	Club Code	Year of Birth	Qualifying Time	Time	Rank
1	LINDNER Sophie	UNC	2000	1:02.41		
2	LARA Krystal	PRVT	1998	1:01.71		
3	ALONS Kylee	NCS	1999	1:00.71		
4	BERKOFF Katharine	NCS	2001	59.29		
5	CURZAN Claire	TAC	◆ 2004	1:00.00		
6	BENTZ Caroline	VT	2002	1:01.68		
7	MUZZY Emma	NCS	2000	1:01.89		
8	HART Crile	LESDD	1998	1:03.11		

Legend:

AR American Record **CR** Championship Record **OT** Trials Cut **WJ** World Junior Record
WR World Record ◆ Junior swimmer

Official Timekeeping by Omega





2020 Toyota U.S. Open Championships

Greensboro, NC

November 12 - 14, 2020

Event 118

13 NOV 2020 - 8:56 PM

Men's 100m Backstroke

Final

Start List

Event Number 18

	Record	Split	Name	NAT Code	Location	Date
WR	51.85	25.13	MURPHY Ryan	USA	Rio de Janeiro (BRA)	13 AUG 2016
AR	51.85	25.13	MURPHY Ryan	USA	Rio (BRA)	13 AUG 2016
CR	52.51		THOMAN Nicholas	USA		
WJ	52.51		KOLESNIKOV Kliment	RUS	Glasgow (GBR)	6 AUG 2018
OT	56.59		BEST TIME		omaha (USA)	

Heat 1

Lane	Name	Club Code	Year of Birth	Qualifying Time	Time	Rank
2	JANTON Tommy	WEST	◆ 2004	59.09		
3	NOBLE Ross	YOTA	◆ 2004	55.61		
4	VENCI Charles	SOLO	2001	55.49		
5	BACON Tate	MOR	◆ 2004	55.55		
6	EDWARDS Tanner	PALM	◆ 2003	55.95		
7	HOGAN Ryan	SOLO	◆ 2002	57.54		

Heat 2

Lane	Name	Club Code	Year of Birth	Qualifying Time	Time	Rank
1	HALLOCK Thomas	VT	1999	54.03		
2	LOHR Aidan	PRVT	◆ 2002	57.50		
3	TORNQVIST Samuel	VT	1997	56.88		
4	BUSTOS Arsenio	WAC	◆ 2003	56.50		
5	WEBB Forest	VT	2001	56.53		
6	MAYS Alexander	UNC	2000	57.42		
7	RUTBERG Noah	UNC	◆ 2002	57.73		
8	ECKERSON Benjamin	EEX	◆ 2003	55.23		

Heat 3

Lane	Name	Club Code	Year of Birth	Qualifying Time	Time	Rank
1	JOSA Matthew	UN-NC	1995	56.39		
2	LE Paul	WOLF	1992	55.98		
3	STEWART Samuel	YHF	1997	55.05		
4	GRANT William	VS	2001	53.89		
5	FARRIS Dean	VS	1997	53.93		
6	TAPP Hunter	NCS	2001	55.49		
7	GLIESE Alexander	WOLF	1997	55.98		
8	RINCON Anthony	VS	2001	56.43		

Legend:

AR American Record **CR** Championship Record **OT** Trials Cut **WJ** World Junior Record
WR World Record ◆ Junior swimmer

Official Timekeeping by Omega





2020 Toyota U.S. Open Championships

Greensboro, NC

November 12 - 14, 2020

Event 119 14 NOV 2020 - 10:00 AM

Women's 1500m Freestyle

Final

Results Summary

Event Number 19

	Record	Splits					Name	NAT Code	Location	Date
WR	15:20.48	58.50	2:00.25	4:04.88	8:11.70	LEDECKY Katie	USA	Indianapolis (USA)	16 MAY 2018	
AR	15:20.48	58.50	2:00.25	4:04.88	8:11.70	LEDECKY Katie	USA	Indianapolis, IN (USA)	16 MAY 2018	
CR	15:35.98	59.59	2:02.53	4:08.61	8:19.94	LEDECKY Katie	USA	Atlanta, GA (USA)	7 DEC 2019	
WJ	15:28.36	59.34	2:01.85	4:06.57	8:16.90	LEDECKY Katie	USA	Gold Coast (AUS)	21 AUG 2014	
OT	16:49.19					BEST TIME		omaha (USA)		

Final

Rank	Heat	Lane	Name	Club Code	Year of Birth	R.T.	Time	Time Behind
1	1	4	TWICHELL Ashley	TAC	1989	0.79	16:18.11	
	50m 30.91	100m 1:03.27	150m 1:35.81	200m 2:08.42	250m 2:41.10	300m 3:13.64	350m 3:46.32	400m 4:18.99
		32.36	32.54	32.61	32.68	32.54	32.68	32.67
	450m 4:51.70	500m 5:24.36	550m 5:56.85	600m 6:29.44	650m 7:02.11	700m 7:34.67	750m 8:07.48	800m 8:40.07
	32.71	32.66	32.49	32.59	32.67	32.56	32.81	32.59
	850m 9:12.83	900m 9:45.50	950m 10:18.37	1000m 10:51.01	1050m 11:23.76	1100m 11:56.31	1150m 12:29.21	1200m 13:01.86
	32.76	32.67	32.87	32.64	32.75	32.55	32.90	32.65
	1250m 13:34.86	1300m 14:07.55	1350m 14:40.66	1400m 15:13.46	1450m 15:46.28			
	33.00	32.69	33.11	32.80	32.82	31.83		
2	1	6	PENNINGTON Caroline	TAC	♦ 2003	0.76	16:41.49	23.38
	50m 30.88	100m 1:04.10	150m 1:37.63	200m 2:11.02	250m 2:44.83	300m 3:18.34	350m 3:52.10	400m 4:25.45
		33.22	33.53	33.39	33.81	33.51	33.76	33.35
	450m 4:59.27	500m 5:32.57	550m 6:06.59	600m 6:39.90	650m 7:13.72	700m 7:47.31	750m 8:21.39	800m 8:54.08
	33.82	33.30	34.02	33.31	33.82	33.59	34.08	32.69
	850m 9:27.77	900m 10:01.09	950m 10:34.81	1000m 11:08.11	1050m 11:41.40	1100m 12:14.86	1150m 12:48.56	1200m 13:21.83
	33.69	33.32	33.72	33.30	33.29	33.46	33.70	33.27
	1250m 13:55.69	1300m 14:29.61	1350m 15:02.63	1400m 15:36.09	1450m 16:09.83			
	33.86	33.92	33.02	33.46	33.74	31.66		
3	1	5	TRAVIS Chase	VT	2002	0.77	16:58.43	40.32
	50m 31.28	100m 1:04.77	150m 1:38.40	200m 2:12.00	250m 2:45.64	300m 3:19.25	350m 3:53.20	400m 4:26.67
		33.49	33.63	33.60	33.64	33.61	33.95	33.47
	450m 5:00.83	500m 5:34.49	550m 6:08.63	600m 6:42.48	650m 7:16.87	700m 7:50.66	750m 8:25.06	800m 8:58.82
	34.16	33.66	34.14	33.85	34.39	33.79	34.40	33.76
	850m 9:33.16	900m 10:07.01	950m 10:41.61	1000m 11:15.64	1050m 11:50.38	1100m 12:24.74	1150m 12:59.37	1200m 13:33.51
	34.34	33.85	34.60	34.03	34.74	34.36	34.63	34.14
	1250m 14:08.39	1300m 14:42.74	1350m 15:17.23	1400m 15:51.30	1450m 16:25.66			
	34.88	34.35	34.49	34.07	34.36	32.77		
4	1	7	HIERATH Yara	NCS	2001	0.77	17:03.19	45.08
	50m 31.57	100m 1:04.79	150m 1:38.56	200m 2:12.31	250m 2:46.54	300m 3:20.48	350m 3:54.72	400m 4:28.67
		33.22	33.77	33.75	34.23	33.94	34.24	33.95
	450m 5:02.87	500m 5:36.87	550m 6:11.21	600m 6:45.28	650m 7:19.56	700m 7:53.62	750m 8:27.90	800m 9:02.09
	34.20	34.00	34.34	34.07	34.28	34.06	34.28	34.19
	850m 9:36.58	900m 10:10.76	950m 10:45.09	1000m 11:19.45	1050m 11:54.10	1100m 12:28.34	1150m 13:02.95	1200m 13:37.38
	34.49	34.18	34.33	34.36	34.65	34.24	34.61	34.43
	1250m 14:11.90	1300m 14:46.39	1350m 15:21.08	1400m 15:55.65	1450m 16:30.10			
	34.52	34.49	34.69	34.57	34.45	33.09		
5	1	3	MORO Hania	RAC	1996	0.84	17:05.07	46.96
	50m 32.31	100m 1:06.40	150m 1:40.73	200m 2:14.98	250m 2:49.23	300m 3:23.61	350m 3:57.70	400m 4:32.04
		34.09	34.33	34.25	34.25	34.38	34.09	34.34
	450m 5:06.31	500m 5:40.54	550m 6:14.62	600m 6:48.97	650m 7:22.87	700m 7:57.13	750m 8:30.90	800m 9:05.30
	34.27	34.23	34.08	34.35	33.90	34.26	33.77	34.40
	850m 9:39.53	900m 10:13.60	950m 10:47.69	1000m 11:22.18	1050m 11:56.32	1100m 12:30.68	1150m 13:04.87	1200m 13:39.46
	34.23	34.07	34.09	34.49	34.14	34.36	34.19	34.59
	1250m 14:13.92	1300m 14:48.64	1350m 15:23.02	1400m 15:57.55	1450m 16:31.67			
	34.46	34.72	34.38	34.53	34.12	33.40		
6	1	2	TRAVIS Brooke	VT	2000	0.73	17:15.72	57.61
	50m 31.97	100m 1:06.51	150m 1:40.99	200m 2:15.53	250m 2:49.70	300m 3:24.36	350m 3:58.65	400m 4:33.07
		34.54	34.48	34.54	34.17	34.66	34.29	34.42
	450m 5:07.51	500m 5:42.04	550m 6:16.10	600m 6:50.60	650m 7:25.05	700m 8:00.05	750m 8:34.79	800m 9:09.70
	34.44	34.53	34.06	34.50	34.45	35.00	34.74	34.91
	850m 9:44.36	900m 10:19.32	950m 10:53.99	1000m 11:28.99	1050m 12:03.60	1100m 12:38.87	1150m 13:13.74	1200m 13:49.08
	34.66	34.96	34.67	35.00	34.61	35.27	34.87	35.34
	1250m 14:23.47	1300m 14:58.63	1350m 15:33.21	1400m 16:08.52	1450m 16:43.07			
	34.39	35.16	34.58	35.31	34.55	32.65		

Official Timekeeping by Omega





2020 Toyota U.S. Open Championships

Greensboro, NC

November 12 - 14, 2020

Event 119

14 NOV 2020 - 10:00 AM

Women's 1500m Freestyle

Final

Results Summary

Event Number 19

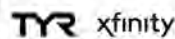
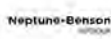
Final

Rank	Heat	Lane	Name	Club Code	Year of Birth	R.T.	Time	Time Behind
7	1	1	VOS Loulou	VT	1999	0.80	17:15.89	57.78
	50m 32.28	100m 1:07.03	150m 1:41.79	200m 2:16.76	250m 2:51.39	300m 3:26.58	350m 4:01.52	400m 4:36.34
		34.75	34.76	34.97	34.63	35.19	34.94	34.82
	450m 5:11.07	500m 5:45.80	550m 6:20.15	600m 6:54.98	650m 7:29.34	700m 8:04.20	750m 8:38.68	800m 9:13.65
	34.73	34.73	34.35	34.83	34.36	34.86	34.48	34.97
	850m 9:48.06	900m 10:23.07	950m 10:57.62	1000m 11:32.48	1050m 12:07.29	1100m 12:42.07	1150m 13:16.34	1200m 13:51.02
	34.41	35.01	34.55	34.86	34.81	34.78	34.27	34.68
	1250m 14:25.42	1300m 15:00.47	1350m 15:34.80	1400m 16:09.46	1450m 16:43.51			
	34.40	35.05	34.33	34.66	34.05	32.38		

Legend:

AR	American Record	CR	Championship Record	OT	Trials Cut	R.T.	Reaction Time
WJ	World Junior Record	WR	World Record	♦	Junior swimmer		

Official Timekeeping by Omega





2020 Toyota U.S. Open Championships

Greensboro, NC

November 12 - 14, 2020

Event 120 14 NOV 2020 - 12:00 PM

Men's 1500m Freestyle

Final

Results Summary

Event Number 20

	Record	Splits					Name	NAT Code	Location	Date
WR	14:31.02	55.80	1:54.31	3:51.50	7:45.45	SUN Yang	CHN	London (GBR)	4 AUG 2012	
AR	14:39.48	56.74	1:55.55	3:53.15	7:49.73	JAEGER Connor	USA	Rio (BRA)	13 AUG 2016	
CR	14:55.46					JOLY Damien	FRA			
WJ	14:46.09	56.52	1:55.88	3:55.53	7:53.07	GRGIC Franko	CRO	Budapest (HUN)	25 AUG 2019	
OT	15:44.89					BEST TIME		omaha (USA)		

Final

Rank	Heat	Lane	Name	Club Code	Year of Birth	R.T.	Time	Time Behind
1	1	2	PORGES Dylan	UN-NC	2000	0.76	15:49.24	
	50m 28.83	100m 59.65	150m 1:31.24	200m 2:02.79	250m 2:34.54	300m 3:06.16	350m 3:37.84	400m 4:09.67
		30.82	31.59	31.55	31.75	31.62	31.68	31.83
	450m 4:41.47	500m 5:13.20	550m 5:45.33	600m 6:16.89	650m 6:48.80	700m 7:21.03	750m 7:53.07	800m 8:24.90
	31.80	31.73	32.13	31.56	31.91	32.23	32.04	31.83
	850m 8:56.62	900m 9:28.37	950m 10:00.56	1000m 10:32.38	1050m 11:04.34	1100m 11:36.04	1150m 12:07.94	1200m 12:39.82
	31.72	31.75	32.19	31.82	31.96	31.70	31.90	31.88
	1250m 13:11.88	1300m 13:43.72	1350m 14:16.00	1400m 14:48.26	1450m 15:19.17			
	32.06	31.84	32.28	32.26	30.91	30.07		
2	1	3	BAYO Christian	TAC	1991	0.74	15:52.94	3.70
	50m 29.15	100m 1:00.68	150m 1:32.46	200m 2:04.42	250m 2:36.33	300m 3:08.72	350m 3:40.77	400m 4:13.11
		31.53	31.78	31.96	31.91	32.39	32.05	32.34
	450m 4:45.25	500m 5:17.64	550m 5:49.56	600m 6:21.94	650m 6:53.90	700m 7:26.26	750m 7:58.27	800m 8:30.37
	32.14	32.39	31.92	32.38	31.96	32.36	32.01	32.10
	850m 9:02.08	900m 9:34.61	950m 10:06.53	1000m 10:38.68	1050m 11:10.47	1100m 11:42.43	1150m 12:13.72	1200m 12:45.55
	31.71	32.53	31.92	32.15	31.79	31.96	31.29	31.83
	1250m 13:16.62	1300m 13:48.25	1350m 14:19.90	1400m 14:51.71	1450m 15:22.70			
	31.07	31.63	31.65	31.81	30.99	30.24		
3	1	5	LLOYD Kenneth	NCS	2001	0.78	16:01.05	11.81
	50m 28.91	100m 1:00.59	150m 1:32.58	200m 2:04.76	250m 2:36.83	300m 3:09.13	350m 3:41.56	400m 4:14.10
		31.68	31.99	32.18	32.07	32.30	32.43	32.54
	450m 4:46.34	500m 5:18.91	550m 5:51.11	600m 6:23.18	650m 6:55.38	700m 7:28.08	750m 8:00.32	800m 8:32.78
	32.24	32.57	32.20	32.07	32.20	32.70	32.24	32.46
	850m 9:04.81	900m 9:36.83	950m 10:09.34	1000m 10:41.29	1050m 11:13.63	1100m 11:46.09	1150m 12:18.67	1200m 12:50.92
	32.03	32.02	32.51	31.95	32.34	32.46	32.58	32.25
	1250m 13:23.19	1300m 13:55.19	1350m 14:27.27	1400m 14:59.37	1450m 15:30.72			
	32.27	32.00	32.08	32.10	31.35	30.33		
4	1	4	NORRIS Lance	TAC	♦ 2003	0.74	16:01.86	12.62
	50m 28.40	100m 59.36	150m 1:30.48	200m 2:02.19	250m 2:33.98	300m 3:05.73	350m 3:37.78	400m 4:09.88
		30.96	31.12	31.71	31.79	31.75	32.05	32.10
	450m 4:42.11	500m 5:14.33	550m 5:46.59	600m 6:18.96	650m 6:51.27	700m 7:23.65	750m 7:56.12	800m 8:28.47
	32.23	32.22	32.26	32.37	32.31	32.38	32.47	32.35
	850m 9:00.86	900m 9:33.47	950m 10:06.14	1000m 10:38.79	1050m 11:11.26	1100m 11:43.61	1150m 12:16.12	1200m 12:48.61
	32.39	32.61	32.67	32.65	32.47	32.35	32.51	32.49
	1250m 13:21.13	1300m 13:53.67	1350m 14:26.15	1400m 14:58.65	1450m 15:30.72			
	32.52	32.54	32.48	32.50	32.07	31.14		
5	1	6	RZEPECKI Jamison	UN-NC	2001	0.74	16:39.36	50.12
	50m 29.04	100m 1:00.72	150m 1:33.33	200m 2:05.88	250m 2:37.81	300m 3:12.62	350m 3:46.09	400m 4:19.57
		31.68	32.61	32.55	31.93	34.81	33.47	33.48
	450m 4:53.31	500m 5:26.73	550m 6:00.47	600m 6:33.76	650m 7:07.30	700m 7:40.51	750m 8:14.16	800m 8:47.56
	33.74	33.42	33.74	33.29	33.54	33.21	33.65	33.40
	850m 9:21.22	900m 9:54.74	950m 10:28.59	1000m 11:02.03	1050m 11:36.03	1100m 12:09.65	1150m 12:43.60	1200m 13:17.23
	33.66	33.52	33.85	33.44	34.00	33.62	33.95	33.63
	1250m 13:51.31	1300m 14:25.22	1350m 14:58.97	1400m 15:32.87	1450m 16:06.62			
	34.08	33.91	33.75	33.90	33.75	32.74		

Legend:

AR	American Record	CR	Championship Record	OT	Trials Cut	R.T.	Reaction Time
WJ	World Junior Record	WR	World Record	♦	Junior swimmer		

Official Timekeeping by Omega





2020 Toyota U.S. Open Championships

Greensboro, NC

November 12 - 14, 2020

Event 121

14 NOV 2020 - 10:25 AM

Women's 200m Backstroke

Final

Results Summary

Event Number 21

	Record	Splits			Name	NAT Code	Location	Date
WR	2:03.35	29.06	1:00.37	1:31.84	SMITH Regan	USA	Gwangju (KOR)	26 JUL 2019
AR	2:03.35	29.06	1:00.37	1:31.84	SMITH Regan	USA	Gwangju (KOR)	26 JUL 2019
CR	2:08.42				McGREGORY Hayley	USA		
WJ	2:03.35	29.06	1:00.37	1:31.84	SMITH Regan	USA	Gwangju (KOR)	26 JUL 2019
OT	2:14.69				BEST TIME		omaha (USA)	

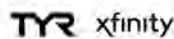
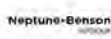
Final

Rank	Heat	Lane	Name	Club Code	Year of Birth	R.T.	50m	100m	150m	Time	Time Behind
1	2	4	BERKOFF Katharine	NCS	2001	0.59	31.05	1:03.47 32.42	1:36.51 33.04	2:10.12 33.61	
2	2	5	MUZZY Emma	NCS	2000	0.75	31.29	1:04.40 33.11	1:39.94 35.54	2:14.22 34.28	4.10
3	2	2	BENTZ Caroline	VT	2002	0.74	31.87	1:05.66 33.79	1:39.97 34.31	2:14.41 34.44	4.29
4	2	3	GYORGY Reka	VT	1996	0.60	32.09	1:06.68 34.59	1:41.33 34.65	2:15.67 34.34	5.55
5	1	4	HAZEL Emma	LIB	2000	0.71	33.00	1:07.61 34.61	1:43.28 35.67	2:18.58 35.30	8.46
6	1	3	KORBLY Isabella	USC	◆ 2003	0.63	33.50	1:09.64 36.14	1:45.21 35.57	2:19.66 34.45	9.54
7	2	6	LARA Krystal	PRVT	1998	0.52	32.72	1:07.70 34.98	1:44.18 36.48	2:20.51 36.33	10.39
8	1	5	HART Crile	LESD	1998	0.66	33.51	1:09.25 35.74	1:46.17 36.92	2:22.04 35.87	11.92
9	2	7	TRAVIS Brooke	VT	2000	0.68	34.58	1:11.28 36.70	1:49.28 38.00	2:26.18 36.90	16.06

Legend:

AR	American Record	CR	Championship Record	OT	Trials Cut	R.T.	Reaction Time
WJ	World Junior Record	WR	World Record	◆	Junior swimmer		

Official Timekeeping by Omega





2020 Toyota U.S. Open Championships

Greensboro, NC

November 12 - 14, 2020

Event 122

14 NOV 2020 - 12:28 PM

Men's 200m Backstroke

Final

Results Summary

Event Number 22

	Record	Splits			Name	NAT Code	Location	Date
WR	1:51.92	26.52	54.90	1:23.30	PEIRSOL Aaron	USA	Rome (ITA)	31 JUL 2009
AR	1:51.92	26.52	54.90	1:23.30	PEIRSOL Aaron	USA	Rome (ITA)	31 JUL 2009
CR	1:54.59				THOMAN Nicholas	USA		
WJ	1:55.14	26.99	56.14	1:25.97	KOLESNIKOV Kliment	RUS	Budapest (HUN)	28 JUL 2017
OT	2:02.99				BEST TIME		omaha (USA)	

Final

Rank	Heat	Lane	Name	Club Code	Year of Birth	R.T.	50m	100m	150m	Time	Time Behind
1	2	5	GRANT William	VS	2001	0.58	27.80	57.70	1:28.43	1:59.52	
2	2	2	HAUGHEY Braeden	TAC	◆ 2004	0.60	28.73	59.22	1:30.08	2:00.38	0.86
3	2	8	MILLER Brandon	NCAC	◆ 2003	0.59	28.61	58.96	1:30.11	2:00.80	1.28
4	2	3	RINCON Anthony	VS	2001	0.54	28.36	59.18	1:30.51	2:01.93	2.41
5	2	7	WEBB Forest	VT	2001	0.56	28.64	1:00.07	1:31.97	2:03.81	4.29
6	2	6	GLIESE Alexander	WOLF	1997	0.61	29.03	1:00.52	1:32.49	2:03.91	4.39
7	1	4	BAKER Jay	NCAC	◆ 2002	0.60	30.23	1:01.74	1:33.72	2:04.59	5.07
8	2	1	TORNQVIST Samuel	VT	1997	0.58	28.40	59.35	1:32.28	2:06.35	6.83
9	1	2	HOGAN Ryan	SOLO	◆ 2002	0.61	30.54	1:02.68	1:35.46	2:07.07	7.55
10	1	3	CZECH Ben	YOTA	2000	0.67	30.06	1:02.96	1:37.96	2:12.13	12.61
11	1	5	JANTON Tommy	WEST	◆ 2004					DNS	
11	2	4	STEWART Samuel	YHF	1997					DNS	
13	1	6	NOBLE Ross	YOTA	◆ 2004					DSQ	

Legend:

AR	American Record	CR	Championship Record	DNS	Did Not Start	DSQ	Disqualified
OT	Trials Cut	R.T.	Reaction Time	WJ	World Junior Record	WR	World Record
◆	Junior swimmer						

Official Timekeeping by Omega



2020 Toyota U.S. Open Championships

Greensboro, NC

November 12 - 14, 2020

Event 123

14 NOV 2020 - 10:44 AM

Women's 100m Freestyle

Final

Results Summary

Event Number 23

	Record	Split	Name	NAT Code	Location	Date
WR	51.71	24.83	SJOESTROEM Sarah	SWE	Budapest (HUN)	23 JUL 2017
AR	52.04	27.23	MANUEL Simone	USA	Budapest (HUN)	26 JUL 2019
CR	53.42	25.98	BROWN Erika	USA	Atlanta, GA (USA)	7 DEC 2019
WJ	52.70	25.70	OLEKSIK Penny	USA	Rio de Janeiro (BRA)	11 AUG 2016
OT	56.29		BEST TIME		omaha (USA)	

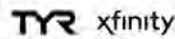
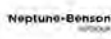
Final

Rank	Heat	Lane	Name	Club Code	Year of Birth	R.T.	50m	Time	Time Behind
1	2	3	CURZAN Claire	TAC	◆ 2004	0.65	26.23	54.93 28.70	
2	2	4	OSMAN Farida	PRVT	1995	0.73	26.67	55.49 28.82	0.56
3	2	7	SHACKELFORD Sarah	VT	2001	0.75	27.25	55.85 28.60	0.92
4	2	6	FLYNN Lindsay	MSA	2002	0.70	26.92	56.49 29.57	1.56
5	2	5	ALONS Kylee	NCS	1999	0.67	26.81	56.91 30.10	1.98
6	2	1	STRICKLIN Sydney	UN-NC	◆ 2003	0.69	27.59	57.62 30.03	2.69
7	1	4	McENROE Kirsti	YSSC	◆ 2004	0.75	27.66	57.63 29.97	2.70
8	1	5	IVAN Teresa	MSA	◆ 2003	0.79	27.64	57.88 30.24	2.95
9	2	2	BENTZ Caroline	VT	2002	0.64	27.58	58.48 30.90	3.55
10	2	8	KANG Sydney	SOLO	◆ 2004	0.64	27.90	58.76 30.86	3.83
11	1	3	HART Crile	LESD	1998	0.71	28.40	59.76 31.36	4.83

Legend:

AR	American Record	CR	Championship Record	OT	Trials Cut	R.T.	Reaction Time
WJ	World Junior Record	WR	World Record	◆	Junior swimmer		

Official Timekeeping by Omega





2020 Toyota U.S. Open Championships

Greensboro, NC

November 12 - 14, 2020

Event 124

14 NOV 2020 - 12:45 PM

Men's 100m Freestyle

Final

Results Summary

Event Number 24

	Record	Split	Name	NAT Code	Location	Date
WR	46.91	22.17	CIELO FILHO Cesar	BRA	Rome (ITA)	30 JUL 2009
AR	46.96		DRESSEL Caeleb	USA	Budapest (HUN)	28 JUL 2019
CR	47.69	23.06	APPLE Zach	USA	Atlanta, GA (USA)	7 DEC 2019
WJ	47.58	23.14	CHALMERS Kyle	AUS	Rio de Janeiro (BRA)	10 AUG 2016
OT	50.49		BEST TIME		omaha (USA)	

Final

Rank	Heat	Lane	Name	Club Code	Year of Birth	R.T.	50m	Time	Time Behind
1	2	5	HOOVER Samuel	NCAC	◆ 2003	0.63	23.87	49.71 25.84	
2	3	4	FARRIS Dean	VS	1997	0.67	23.90	50.31 26.41	0.60
3	3	3	LEGARD Yusuke	PRVT	1996	0.61	23.90	50.37 26.47	0.66
4	3	8	RAMADAN Youssef	VT	◆ 2002	0.65	24.03	50.43 26.40	0.72
5	2	8	COTTER Michael	TAC	◆ 2003	0.70	24.62	50.64 26.02	0.93
6	3	5	SCHOOLING Joseph	PRVT	1995	0.61	23.94	50.65 26.71	0.94
7	3	1	LILE Nathaniel	GAME	1994	0.66	23.80	50.79 26.99	1.08
8	3	7	TAPP Hunter	NCS	2001	0.76	24.41	50.93 26.52	1.22
9	2	1	GREENBERG Aaron	EVO	1995	0.64	24.36	51.06 26.70	1.35
10	3	6	BUREAU Lucas	UN-VA	1994	0.70	24.45	51.16 26.71	1.45
11	1	6	SOBERS Alex	BC	1998	0.65	25.17	51.21 26.04	1.50
12	1	3	MANOFF Philip	VT	2001	0.65	24.14	51.23 27.09	1.52
13	2	7	JOSA Matthew	UN-NC	1995	0.64	24.75	51.32 26.57	1.61
14	1	2	KUNERT Alexander	QU	1996	0.62	24.81	51.34 26.53	1.63
15	3	2	MILLER Lukas	NCS	◆ 2002	0.58	24.55	51.41 26.86	1.70
16	2	4	COOK-WEEKS Skyler	QU	1999	0.64	25.05	52.07 27.02	2.36
17	2	2	HALLOCK Thomas	VT	1999	0.68	24.62	52.42 27.80	2.71
18	1	4	AGUILAR-FERNANDEZ Rodolfo	PRVT	1998	0.70	25.61	52.56 26.95	2.85
19	2	6	SAUNDERSON Jack	WOLF	1997	0.60	25.10	52.63 27.53	2.92
20	1	7	BACON Tate	MOR	◆ 2004	0.70	25.14	52.72 27.58	3.01
21	1	5	REGENT Vince	QU	1993	0.68	25.88	52.79 26.91	3.08
22	2	3	BUSTOS Arsenio	WAC	◆ 2003			DNS	

Legend:

AR	American Record	CR	Championship Record	DNS	Did Not Start	OT	Trials Cut
R.T.	Reaction Time	WJ	World Junior Record	WR	World Record	◆	Junior swimmer

Official Timekeeping by Omega





2020 Toyota U.S. Open Championships

Greensboro, NC

November 12 - 14, 2020

Event 124

14 NOV 2020 - 12:45 PM

Men's 100m Freestyle

Final

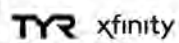
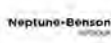
Results Summary

Event Number 24

Final

Rank	Heat	Lane	Name	Club Code	Year of Birth	R.T.	50m	Time	Time Behind
------	------	------	------	-----------	---------------	------	-----	------	-------------

Official Timekeeping by Omega





2020 Toyota U.S. Open Championships

Greensboro, NC

November 12 - 14, 2020

Event 125

14 NOV 2020 - 11:00 AM

Women's 200m Breaststroke

Final

Results Summary

Event Number 25

	Record	Splits			Name	NAT Code	Location	Date
WR	2:19.11	31.80	1:07.27	1:42.89	PEDERSEN Rikke	USA	Barcelona (ESP)	1 AUG 2013
AR	2:19.59	32.49	1:08.10	1:43.95	SONI Rebecca	USA	London (GBR)	2 AUG 2012
CR	2:22.00	32.76	1:09.30	1:45.87	ESCOBEDO Emily	USA	Atlanta, GA (USA)	7 DEC 2019
WJ	2:19.64	32.10	1:07.59	1:43.52	GUNES Viktoria	TUR	Singapore (SGP)	30 AUG 2015
OT	2:33.29				BEST TIME		omaha (USA)	

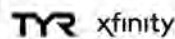
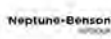
Final

Rank	Heat	Lane	Name	Club Code	Year of Birth	R.T.	50m	100m	150m	Time	Time Behind
1	2	4	SUMRALL Micah	GAME	1990	0.74	34.73	1:12.70 37.97	1:51.62 38.92	2:30.03	
2	2	6	BERNHARDT Rachel	GAME	1995	0.73	35.15	1:14.00 38.85	1:52.73 38.73	2:31.35	1.32
3	2	2	HIGGS Margaret	GAME	1999	0.76	35.59	1:14.73 39.14	1:53.80 39.07	2:33.11	3.08
4	2	7	McENROE Annika	YSSC	2002	0.70	34.91	1:13.41 38.50	1:53.32 39.91	2:33.40	3.37
5	2	3	POOLE Julia	NCS	1999	0.70	35.62	1:14.54 38.92	1:53.93 39.39	2:33.65	3.62
6	1	6	HUGGINS Madeline	SALU	◆ 2003	0.73	34.31	1:13.85 39.54	1:54.50 40.65	2:34.44	4.41
7	2	5	ARENS Abigail	NCS	2002	0.68	35.06	1:14.60 39.54	1:54.31 39.71	2:34.56	4.53
8	1	4	MACCAUSLAND Heather	NCS	2001	0.70	34.79	1:13.87 39.08	1:54.23 40.36	2:34.73	4.70
9	2	1	PODMANIKOVA Andrea	NCS	1998	0.74	36.12	1:15.84 39.72	1:55.87 40.03	2:37.25	7.22
10	2	8	ZETTEL Brooke	TAC	◆ 2003	0.73	36.73	1:17.11 40.38	1:58.71 41.60	2:40.57	10.54
11	1	5	COTTER Keelan	TAC	◆ 2005	0.71	36.03	1:17.45 41.42	1:59.56 42.11	2:42.86	12.83
12	1	3	SPENCER Paige	SOLO	◆ 2004	0.75	35.74	1:15.91 40.17	1:58.65 42.74	2:43.17	13.14

Legend:

AR	American Record	CR	Championship Record	OT	Trials Cut	R.T.	Reaction Time
WJ	World Junior Record	WR	World Record	◆	Junior swimmer		

Official Timekeeping by Omega





2020 Toyota U.S. Open Championships

Greensboro, NC

November 12 - 14, 2020

Event 126

14 NOV 2020 - 1:00 PM

Men's 200m Breaststroke

Final

Results Summary

Event Number 26

	Record	Splits			Name	NAT Code	Location	Date
WR	2:06.12	29.73	1:02.22	1:34.23	CHUPKOV Anton	RUS	Gwangju (KOR)	26 JUL 2019
AR	2:07.17	29.21	1:01.67	1:34.19	PRENOT Josh	USA	Omaha, NE (USA)	30 JUN 2016
CR	2:09.67	29.34	1:02.67	1:36.00	MILLER Cody	USA	Atlanta, GA (USA)	7 DEC 2019
WJ	2:07.35				QIN Haiyang	CHN	Tianjin (CHN)	1 SEP 2017
OT	2:17.89				BEST TIME		omaha (USA)	

Final

Rank	Heat	Lane	Name	Club Code	Year of Birth	R.T.	50m	100m	150m	Time	Time Behind
1	3	4	WILSON Andrew	ABSC	1993	0.62	29.28	1:02.35 33.07	1:35.80 33.45	2:09.83	
2	3	6	MURILLO Jorge	TAC	1991	0.65	30.72	1:05.22 34.50	1:40.35 35.13	2:14.92	5.09
3	3	7	POUCH Ananias	VT	2000	0.68	30.29	1:03.57 33.28	1:38.60 35.03	2:15.27	5.44
4	3	2	RUTTER Jonathan	PRVT	1996	0.66	30.92	1:04.99 34.07	1:39.77 34.78	2:15.29	5.46
5	3	3	EVDOKIMOV Ilya	PRVT	1996	0.72	31.27	1:06.07 34.80	1:41.90 35.83	2:16.81	6.98
6	3	1	BROWNE Ethan	PRVT	1996	0.72	30.92	1:05.05 34.13	1:40.63 35.58	2:17.06	7.23
7	3	8	CONO Benjamin	GAME	1996	0.68	30.69	1:04.30 33.61	1:40.41 36.11	2:18.36	8.53
8	1	3	BRETZMANN Peter	NCAC	♦ 2003	0.71	31.38	1:05.93 34.55	1:41.91 35.98	2:18.63	8.80
9	2	3	LEBED Alexander	UN-VA	1996	0.73	31.97	1:07.73 35.76	1:43.87 36.14	2:20.87	11.04
10	2	4	LONG Bryar	UN-VA	1997	0.66	31.95	1:07.52 35.57	1:43.74 36.22	2:20.93	11.10
11	1	4	REN Jordan	NCAC	2000	0.68	31.95	1:08.06 36.11	1:45.02 36.96	2:23.11	13.28
12	2	2	SEIDEL Maxwell	UN-NC	2001	0.64	32.04	1:08.96 36.92	1:46.20 37.24	2:23.25	13.42
13	2	6	BAUCHWITZ Benjamin	TAC	1993	0.75	31.88	1:07.65 35.77	1:45.01 37.36	2:23.68	13.85
14	1	6	RINGENBACH Bode	MOR	♦ 2003	0.72	33.57	1:10.55 36.98	1:47.93 37.38	2:26.29	16.46
15	2	1	ALLISON Chase	MSA	2000	0.81	32.50	1:09.06 36.56	1:47.16 38.10	2:26.69	16.86
16	2	7	FORTNER Luke	WAVE	♦ 2002	0.70	33.81	1:11.31 37.50	1:50.12 38.81	2:29.73	19.90
17	1	5	SHEPANZYK Peter	UN-NE	1999	0.79	33.96	1:11.45 37.49	1:51.20 39.75	2:32.14	22.31
18	2	8	GOLDFADEN Itay	GAME	1996	0.71	29.11	1:02.30 33.19	1:47.12 44.82	2:32.87	23.04
19	2	5	BUSTOS Arsenio	WAC	♦ 2003					DNS	
19	3	5	KALISZ Chase	ABSC	1994					DNS	

Legend:

AR	American Record	CR	Championship Record	DNS	Did Not Start	OT	Trials Cut
R.T.	Reaction Time	WJ	World Junior Record	WR	World Record	♦	Junior swimmer

Official Timekeeping by Omega





2020 Toyota U.S. Open Championships

Greensboro, NC

November 12 - 14, 2020

Event 127

14 NOV 2020 - 11:17 AM

Women's 200m Butterfly

Final

Results Summary

Event Number 27

	Record	Splits			Name	NAT Code	Location	Date
WR	2:01.81	27.19	58.08	1:30.20	LIU Zige	CHN	Jinan (CHN)	21 OCT 2009
AR	2:04.14	28.79	1:00.57	1:32.49	MOHLER Mary	USA	Roma (ITA)	29 JUL 2009
CR	2:07.20				O'NEILL Susan	AUS		
WJ	2:06.29				HASEGAWA Suzuka	JPN	Aichi (JPN)	13 APR 2017
OT	2:14.59				BEST TIME		omaha (USA)	

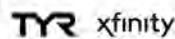
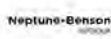
Final

Rank	Heat	Lane	Name	Club Code	Year of Birth	R.T.	50m	100m	150m	Time	Time Behind
1	1	4	HOOK Charlotte	TAC	◆ 2004	0.68	30.00	1:03.29 33.29	1:37.06 33.77	2:10.90 33.84	
2	1	5	NERO Bailey	NCAC	1997	0.71	30.49	1:04.15 33.66	1:38.83 34.68	2:14.67 35.84	3.77
3	1	6	KANG Sydney	SOLO	◆ 2004	0.63	30.86	1:06.02 35.16	1:44.01 37.99	2:23.44 39.43	12.54
4	1	2	HARRIS Chloe	LIB	2001	0.68	31.60	1:07.98 36.38	1:47.10 39.12	2:35.40 48.30	24.50
5	1	3	McENROE Annika	YSSC	2002					DNS	

Legend:

AR	American Record	CR	Championship Record	DNS	Did Not Start	OT	Trials Cut
R.T.	Reaction Time	WJ	World Junior Record	WR	World Record	◆	Junior swimmer

Official Timekeeping by Omega





2020 Toyota U.S. Open Championships

Greensboro, NC

November 12 - 14, 2020

Event 128

14 NOV 2020 - 1:15 PM

Men's 200m Butterfly

Final

Results Summary

Event Number 28

	Record	Splits		Name	NAT Code	Location	Date	
WR	1:50.73	24.66	52.88	1:21.57	MILAK Kristof	HUN	Gwangju (KOR)	24 JUL 2019
AR	1:51.51	24.76	52.88	1:21.93	PHELPS Michael	USA	Roma (ITA)	29 JUL 2009
CR	1:55.60	25.82	55.05	1:24.83	URLANDO Luca	USA	Atlanta, GA (USA)	7 DEC 2019
WJ	1:52.71				MILAK Kristof	HUN	Debrecen (HUN)	28 MAR 2018
OT	2:01.19				BEST TIME		omaha (USA)	

Final

Rank	Heat	Lane	Name	Club Code	Year of Birth	R.T.	50m	100m	150m	Time	Time Behind
1	2	4	IVANOV Antani	VT	1999	0.65	26.40	56.62	1:27.38	1:58.51	
2	2	5	BROWN Zachary	NCS	2000	0.64	26.38	56.53	1:27.31	1:58.81	0.30
3	2	7	LITHERLAND Jay	DYNA	1995	0.75	26.91	57.57	1:28.43	2:00.37	1.86
4	2	3	WRIGHT Justin	NCAC	1996	0.54	26.03	55.74	1:26.58	2:00.52	2.01
5	1	5	MAHLER Adam	UN-NC	2000	0.70	26.62	57.60	1:28.70	2:01.55	3.04
6	2	8	BRIED Thomas	ACE	◆ 2003	0.73	27.74	58.18	1:29.84	2:02.71	4.20
7	1	4	GUTIERREZ Gustavo	PRVT	1998	0.72	27.05	58.37	1:30.74	2:04.68	6.17
8	2	1	HENDERSON Noah	NCS	2001	0.68	27.07	58.68	1:31.03	2:04.85	6.34
9	2	2	SAUNDERSON Jack	WOLF	1997	0.60	27.57	59.15	1:32.85	2:07.93	9.42
10	1	6	PORGES Dylan	UN-NC	2000	0.75	27.50	59.60	1:34.06	2:08.85	10.34
11	1	2	FLOYD Kyle	UN-NE	◆ 2002	0.65	27.73	1:00.30	1:34.10	2:11.25	12.74
12	1	3	STEWART Samuel	YHF	1997					DNS	
12	2	6	KALISZ Chase	ABSC	1994					DNS	

Legend:

AR	American Record	CR	Championship Record	DNS	Did Not Start	OT	Trials Cut
R.T.	Reaction Time	WJ	World Junior Record	WR	World Record	◆	Junior swimmer

Official Timekeeping by Omega



2020 Toyota U.S. Open Championships

Greensboro, NC

November 12 - 14, 2020

Event 119

14 NOV 2020 - 10:00 AM

Women's 1500m Freestyle

Final

Start List

Event Number 19

	Record	Splits					Name	NAT Code	Location	Date
WR	15:20.48	58.50	2:00.25	4:04.88	8:11.70	LEDECKY Katie	USA	Indianapolis (USA)	16 MAY 2018	
AR	15:20.48	58.50	2:00.25	4:04.88	8:11.70	LEDECKY Katie	USA	Indianapolis, IN (USA)	16 MAY 2018	
CR	15:35.98	59.59	2:02.53	4:08.61	8:19.94	LEDECKY Katie	USA	Atlanta, GA (USA)	7 DEC 2019	
WJ	15:28.36	59.34	2:01.85	4:06.57	8:16.90	LEDECKY Katie	USA	Gold Coast (AUS)	21 AUG 2014	
OT	16:49.19						BEST TIME		omaha (USA)	

Lane	Name	Club Code	Year of Birth	Qualifying Time	Time	Rank
1	VOS Loulou	VT	1999	16:42.69		
2	TRAVIS Brooke	VT	2000	17:03.18		
3	MORO Hania	RAC	1996	16:48.80		
4	TWICHELL Ashley	TAC	1989	15:54.19		
5	TRAVIS Chase	VT	2002	16:18.04		
6	PENNINGTON Caroline	TAC	♦ 2003	16:49.67		
7	HIERATH Yara	NCS	2001	17:04.17		

Legend:

AR American Record **CR** Championship Record **OT** Trials Cut **WJ** World Junior Record
WR World Record ♦ Junior swimmer

Official Timekeeping by Omega





2020 Toyota U.S. Open Championships

Greensboro, NC

November 12 - 14, 2020

Event 120

14 NOV 2020 - 12:00 PM

Men's 1500m Freestyle

Final

Start List

Event Number 20

	Record	Splits				Name	NAT Code	Location	Date
WR	14:31.02	55.80	1:54.31	3:51.50	7:45.45	SUN Yang	CHN	London (GBR)	4 AUG 2012
AR	14:39.48	56.74	1:55.55	3:53.15	7:49.73	JAEGER Connor	USA	Rio (BRA)	13 AUG 2016
CR	14:55.46					JOLY Damien	FRA		
WJ	14:46.09	56.52	1:55.88	3:55.53	7:53.07	GRGIC Franko	CRO	Budapest (HUN)	25 AUG 2019
OT	15:44.89					BEST TIME		omaha (USA)	

Lane	Name	Club Code	Year of Birth	Qualifying Time	Time	Rank
2	PORGES Dylan	UN-NC	2000	15:21.87		
3	BAYO Christian	TAC	1991	15:43.31		
4	NORRIS Lance	TAC	♦ 2003	15:36.52		
5	LLOYD Kenneth	NCS	2001	15:40.57		
6	RZEPECKI Jamison	UN-NC	2001	15:52.75		

Legend:

AR American Record **CR** Championship Record **OT** Trials Cut **WJ** World Junior Record
WR World Record ♦ Junior swimmer

Official Timekeeping by Omega





2020 Toyota U.S. Open Championships

Greensboro, NC

November 12 - 14, 2020

Event 121

14 NOV 2020 - 10:25 AM

Women's 200m Backstroke

Final

Start List

Event Number 21

	Record	Splits			Name	NAT Code	Location	Date
WR	2:03.35	29.06	1:00.37	1:31.84	SMITH Regan	USA	Gwangju (KOR)	26 JUL 2019
AR	2:03.35	29.06	1:00.37	1:31.84	SMITH Regan	USA	Gwangju (KOR)	26 JUL 2019
CR	2:08.42				McGREGORY Hayley	USA		
WJ	2:03.35	29.06	1:00.37	1:31.84	SMITH Regan	USA	Gwangju (KOR)	26 JUL 2019
OT	2:14.69				BEST TIME		omaha (USA)	

Heat 1

Lane	Name	Club Code	Year of Birth	Qualifying Time	Time	Rank
3	KORBLY Isabella	USC	◆ 2003	2:19.64		
4	HAZEL Emma	LIB	2000	2:11.94		
5	HART Crile	LESD	1998	2:12.30		

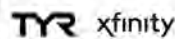
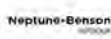
Heat 2

Lane	Name	Club Code	Year of Birth	Qualifying Time	Time	Rank
2	BENTZ Caroline	VT	2002	2:13.12		
3	GYORGY Reka	VT	1996	2:12.95		
4	BERKOFF Katharine	NCS	2001	2:10.56		
5	MUZZY Emma	NCS	2000	2:12.28		
6	LARA Krystal	PRVT	1998	2:13.11		
7	TRAVIS Brooke	VT	2000	2:18.05		

Legend:

AR	American Record	CR	Championship Record	OT	Trials Cut	WJ	World Junior Record
WR	World Record	◆	Junior swimmer				

Official Timekeeping by Omega





2020 Toyota U.S. Open Championships

Greensboro, NC

November 12 - 14, 2020

Event 122

14 NOV 2020 - 12:27 PM

Men's 200m Backstroke

Final

Start List

Event Number 22

	Record	Splits			Name	NAT Code	Location	Date
WR	1:51.92	26.52	54.90	1:23.30	PEIRSOL Aaron	USA	Rome (ITA)	31 JUL 2009
AR	1:51.92	26.52	54.90	1:23.30	PEIRSOL Aaron	USA	Rome (ITA)	31 JUL 2009
CR	1:54.59				THOMAN Nicholas	USA		
WJ	1:55.14	26.99	56.14	1:25.97	KOLESNIKOV Kliment	RUS	Budapest (HUN)	28 JUL 2017
OT	2:02.99				BEST TIME		omaha (USA)	

Heat 1

Lane	Name	Club Code	Year of Birth	Qualifying Time	Time	Rank
2	HOGAN Ryan	SOLO	◆ 2002	2:09.21		
3	CZECH Ben	YOTA	2000	2:01.95		
4	BAKER Jay	NCAC	◆ 2002	2:06.98		
5	JANTON Tommy	WEST	◆ 2004	2:01.47		
6	NOBLE Ross	YOTA	◆ 2004	2:02.02		

Heat 2

Lane	Name	Club Code	Year of Birth	Qualifying Time	Time	Rank
1	TORNQVIST Samuel	VT	1997	2:04.32		
2	HAUGHEY Braeden	TAC	◆ 2004	2:02.17		
3	RINCON Anthony	VS	2001	2:01.78		
4	STEWART Samuel	YHF	1997	1:58.97		
5	GRANT William	VS	2001	1:59.92		
6	GLIESE Alexander	WOLF	1997	2:02.01		
7	WEBB Forest	VT	2001	2:03.12		
8	MILLER Brandon	NCAC	◆ 2003	2:05.47		

Legend:

AR American Record **CR** Championship Record **OT** Trials Cut **WJ** World Junior Record
WR World Record ◆ Junior swimmer

Official Timekeeping by Omega





2020 Toyota U.S. Open Championships

Greensboro, NC

November 12 - 14, 2020

Event 123

14 NOV 2020 - 10:44 AM

Women's 100m Freestyle

Final

Start List

Event Number 23

	Record	Split	Name	NAT Code	Location	Date
WR	51.71	24.83	SJOESTROEM Sarah	SWE	Budapest (HUN)	23 JUL 2017
AR	52.04	27.23	MANUEL Simone	USA	Budapest (HUN)	26 JUL 2019
CR	53.42	25.98	BROWN Erika	USA	Atlanta, GA (USA)	7 DEC 2019
WJ	52.70	25.70	OLEKSIK Penny	USA	Rio de Janeiro (BRA)	11 AUG 2016
OT	56.29		BEST TIME		omaha (USA)	

Heat 1

Lane	Name	Club Code	Year of Birth	Qualifying Time	Time	Rank
3	HART Crile	LESD	1998	56.06		
4	McENROE Kirsti	YSSC	◆ 2004	57.50		
5	IVAN Teresa	MSA	◆ 2003	56.03		

Heat 2

Lane	Name	Club Code	Year of Birth	Qualifying Time	Time	Rank
1	STRICKLIN Sydney	UN-NC	◆ 2003	56.98		
2	BENTZ Caroline	VT	2002	56.87		
3	CURZAN Claire	TAC	◆ 2004	55.65		
4	OSMAN Farida	PRVT	1995	54.93		
5	ALONS Kylee	NCS	1999	55.32		
6	FLYNN Lindsay	MSA	2002	56.63		
7	SHACKELFORD Sarah	VT	2001	56.87		
8	KANG Sydney	SOLO	◆ 2004	57.31		

Legend:

AR	American Record	CR	Championship Record	OT	Trials Cut	WJ	World Junior Record
WR	World Record	◆	Junior swimmer				

Official Timekeeping by Omega



2020 Toyota U.S. Open Championships

Greensboro, NC

November 12 - 14, 2020

Event 124

14 NOV 2020 - 12:44 PM

Men's 100m Freestyle

Final

Start List

Event Number 24

	Record	Split	Name	NAT Code	Location	Date
WR	46.91	22.17	CIELO FILHO Cesar	BRA	Rome (ITA)	30 JUL 2009
AR	46.96		DRESSEL Caeleb	USA	Budapest (HUN)	28 JUL 2019
CR	47.69	23.06	APPLE Zach	USA	Atlanta, GA (USA)	7 DEC 2019
WJ	47.58	23.14	CHALMERS Kyle	AUS	Rio de Janeiro (BRA)	10 AUG 2016
OT	50.49		BEST TIME		omaha (USA)	

Heat 1

Lane	Name	Club Code	Year of Birth	Qualifying Time	Time	Rank
2	KUNERT Alexander	QU	1996	49.59		
3	MANOFF Philip	VT	2001	48.28		
4	AGUILAR-FERNANDEZ Rodolfo	PRVT	1998	51.71		
5	REGENT Vince	QU	1993	51.96		
6	SOBERS Alex	BC	1998	48.82		
7	BACON Tate	MOR	◆ 2004	51.36		

Heat 2

Lane	Name	Club Code	Year of Birth	Qualifying Time	Time	Rank
1	GREENBERG Aaron	EVO	1995	51.40		
2	HALLOCK Thomas	VT	1999	51.30		
3	BUSTOS Arsenio	WAC	◆ 2003	50.74		
4	COOK-WEEKS Skyler	QU	1999	50.67		
5	HOOVER Samuel	NCAC	◆ 2003	50.72		
6	SAUNDERSON Jack	WOLF	1997	51.23		
7	JOSA Matthew	UN-NC	1995	51.39		
8	COTTER Michael	TAC	◆ 2003	51.68		

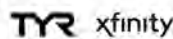
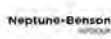
Heat 3

Lane	Name	Club Code	Year of Birth	Qualifying Time	Time	Rank
1	LILE Nathaniel	GAME	1994	50.23		
2	MILLER Lukas	NCS	◆ 2002	50.15		
3	LEGARD Yusuke	PRVT	1996	49.85		
4	FARRIS Dean	VS	1997	48.07		
5	SCHOOLING Joseph	PRVT	1995	49.32		
6	BUREAU Lucas	UN-VA	1994	50.11		
7	TAPP Hunter	NCS	2001	50.16		
8	RAMADAN Youssef	VT	◆ 2002	50.49		

Legend:

AR	American Record	CR	Championship Record	OT	Trials Cut	WJ	World Junior Record
WR	World Record	◆	Junior swimmer				

Official Timekeeping by Omega





2020 Toyota U.S. Open Championships

Greensboro, NC

November 12 - 14, 2020

Event 125

14 NOV 2020 - 11:00 AM

Women's 200m Breaststroke

Final

Start List

Event Number 25

	Record	Splits		Name	NAT Code	Location	Date	
WR	2:19.11	31.80	1:07.27	1:42.89	PEDERSEN Rikke	USA	Barcelona (ESP)	1 AUG 2013
AR	2:19.59	32.49	1:08.10	1:43.95	SONI Rebecca	USA	London (GBR)	2 AUG 2012
CR	2:22.00	32.76	1:09.30	1:45.87	ESCOBEDO Emily	USA	Atlanta, GA (USA)	7 DEC 2019
WJ	2:19.64	32.10	1:07.59	1:43.52	GUNES Viktoria	TUR	Singapore (SGP)	30 AUG 2015
OT	2:33.29				BEST TIME		omaha (USA)	

Heat 1

Lane	Name	Club Code	Year of Birth	Qualifying Time	Time	Rank
3	SPENCER Paige	SOLO	◆ 2004	2:39.59		
4	MACCAUSLAND Heather	NCS	2001	2:28.47		
5	COTTER Keelan	TAC	◆ 2005	2:38.71		
6	HUGGINS Madeline	SALU	◆ 2003	2:35.84		

Heat 2

Lane	Name	Club Code	Year of Birth	Qualifying Time	Time	Rank
1	PODMANIKOVA Andrea	NCS	1998	2:33.00		
2	HIGGS Margaret	GAME	1999	2:30.50		
3	POOLE Julia	NCS	1999	2:27.48		
4	SUMRALL Micah	GAME	1990	2:25.17		
5	ARENS Abigail	NCS	2002	2:25.80		
6	BERNHARDT Rachel	GAME	1995	2:27.97		
7	McENROE Annika	YSSC	2002	2:31.53		
8	ZETTEL Brooke	TAC	◆ 2003	2:37.62		

Legend:

AR American Record **CR** Championship Record **OT** Trials Cut **WJ** World Junior Record
WR World Record ◆ Junior swimmer

Official Timekeeping by Omega





2020 Toyota U.S. Open Championships

Greensboro, NC

November 12 - 14, 2020

Event 126

14 NOV 2020 - 1:04 PM

Men's 200m Breaststroke

Final

Start List

Event Number 26

	Record	Splits		Name	NAT Code	Location	Date
WR	2:06.12	29.73	1:02.22	1:34.23	CHUPKOV Anton	RUS	Gwangju (KOR) 26 JUL 2019
AR	2:07.17	29.21	1:01.67	1:34.19	PRENOT Josh	USA	Omaha, NE (USA) 30 JUN 2016
CR	2:09.67	29.34	1:02.67	1:36.00	MILLER Cody	USA	Atlanta, GA (USA) 7 DEC 2019
WJ	2:07.35				QIN Haiyang	CHN	Tianjin (CHN) 1 SEP 2017
OT	2:17.89				BEST TIME		omaha (USA)

Heat 1

Lane	Name	Club Code	Year of Birth	Qualifying Time	Time	Rank
3	BRETZMANN Peter	NCAC	◆ 2003	2:23.68		
4	REN Jordan	NCAC	2000	2:16.54		
5	SHEPANZYK Peter	UN-NE	1999	2:16.98		
6	RINGENBACH Bode	MOR	◆ 2003	2:24.06		

Heat 2

Lane	Name	Club Code	Year of Birth	Qualifying Time	Time	Rank
1	ALLISON Chase	MSA	2000	2:23.00		
2	SEIDEL Maxwell	UN-NC	2001	2:22.82		
3	LEBED Alexander	UN-VA	1996	2:20.25		
4	LONG Bryar	UN-VA	1997	2:18.65		
5	BUSTOS Arsenio	WAC	◆ 2003	2:19.84		
6	BAUCHWITZ Benjamin	TAC	1993	2:21.34		
7	FORTNER Luke	WAVE	◆ 2002	2:22.91		
8	GOLDFADEN Itay	GAME	1996	2:14.41		

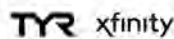
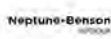
Heat 3

Lane	Name	Club Code	Year of Birth	Qualifying Time	Time	Rank
1	BROWNE Ethan	PRVT	1996	2:16.86		
2	RUTTER Jonathan	PRVT	1996	2:14.51		
3	EVDOKIMOV Ilya	PRVT	1996	2:12.33		
4	WILSON Andrew	ABSC	1993	2:07.77		
5	KALISZ Chase	ABSC	1994	2:11.61		
6	MURILLO Jorge	TAC	1991	2:13.59		
7	POUCH Ananias	VT	2000	2:14.53		
8	CONO Benjamin	GAME	1996	2:17.23		

Legend:

AR	American Record	CR	Championship Record	OT	Trials Cut	WJ	World Junior Record
WR	World Record	◆	Junior swimmer				

Official Timekeeping by Omega





2020 Toyota U.S. Open Championships

Greensboro, NC

November 12 - 14, 2020

Event 127

14 NOV 2020 - 11:17 AM

Women's 200m Butterfly

Final

Start List

Event Number 27

	Record	Splits			Name	NAT Code	Location	Date
WR	2:01.81	27.19	58.08	1:30.20	LIU Zige	CHN	Jinan (CHN)	21 OCT 2009
AR	2:04.14	28.79	1:00.57	1:32.49	MOHLER Mary	USA	Roma (ITA)	29 JUL 2009
CR	2:07.20				O'NEILL Susan	AUS		
WJ	2:06.29				HASEGAWA Suzuka	JPN	Aichi (JPN)	13 APR 2017
OT	2:14.59				BEST TIME		omaha (USA)	

Lane	Name	Club Code	Year of Birth	Qualifying Time	Time	Rank
2	HARRIS Chloe	LIB	2001	2:18.60		
3	McENROE Annika	YSSC	2002	2:16.82		
4	HOOK Charlotte	TAC	♦ 2004	2:07.87		
5	NERO Bailey	NCAC	1997	2:14.14		
6	KANG Sydney	SOLO	♦ 2004	2:17.42		

Legend:

AR American Record **CR** Championship Record **OT** Trials Cut **WJ** World Junior Record
WR World Record ♦ Junior swimmer

Official Timekeeping by Omega





2020 Toyota U.S. Open Championships

Greensboro, NC

November 12 - 14, 2020

Event 128

14 NOV 2020 - 1:26 PM

Men's 200m Butterfly

Final

Start List

Event Number 28

	Record	Splits		Name	NAT Code	Location	Date	
WR	1:50.73	24.66	52.88	1:21.57	MILAK Kristof	HUN	Gwangju (KOR)	24 JUL 2019
AR	1:51.51	24.76	52.88	1:21.93	PHELPS Michael	USA	Roma (ITA)	29 JUL 2009
CR	1:55.60	25.82	55.05	1:24.83	URLANDO Luca	USA	Atlanta, GA (USA)	7 DEC 2019
WJ	1:52.71				MILAK Kristof	HUN	Debrecen (HUN)	28 MAR 2018
OT	2:01.19				BEST TIME		omaha (USA)	

Heat 1

Lane	Name	Club Code	Year of Birth	Qualifying Time	Time	Rank
2	FLOYD Kyle	UN-NE	◆ 2002	2:02.33		
3	STEWART Samuel	YHF	1997	2:02.69		
4	GUTIERREZ Gustavo	PRVT	1998	2:01.40		
5	MAHLER Adam	UN-NC	2000	2:01.49		
6	PORGES Dylan	UN-NC	2000	2:01.46		

Heat 2

Lane	Name	Club Code	Year of Birth	Qualifying Time	Time	Rank
1	HENDERSON Noah	NCS	2001	1:59.66		
2	SAUNDERSON Jack	WOLF	1997	1:57.81		
3	WRIGHT Justin	NCAC	1996	1:57.18		
4	IVANOV Antani	VT	1999	1:56.25		
5	BROWN Zachary	NCS	2000	1:57.14		
6	KALISZ Chase	ABSC	1994	1:57.29		
7	LITHERLAND Jay	DYNA	1995	1:58.02		
8	BRIED Thomas	ACE	◆ 2003	2:00.94		

Legend:

AR	American Record	CR	Championship Record	OT	Trials Cut	WJ	World Junior Record
WR	World Record	◆	Junior swimmer				

Official Timekeeping by Omega



2020 Toyota U.S. Open Championships

Greensboro, NC

November 12 - 14, 2020

Competition Schedule

As of FRI 13 NOV 2020

Date	Session	Start Time	Event Number	Event	Phase
THU 12 NOV	Evening	18:00	1	Women's 800m Freestyle	Final (Final)
		18:09	2	Men's 800m Freestyle	Final (Final)
		18:28		<i>End time of session</i>	
FRI 13 NOV	Morning	10:00	3	Women's 400m Freestyle	Final (Final)
		10:24	5	Women's 200m Individual Medley	Final (Final)
		10:44	7	Women's 50m Freestyle	Final (Final)
		11:05	4	Men's 400m Freestyle	Final (Final)
		11:34	6	Men's 200m Individual Medley	Final (Final)
		11:56	8	Men's 50m Freestyle	Final (Final)
		12:05		<i>End time of session</i>	
		Evening	18:00	9	Women's 400m Individual Medley
	18:17		11	Women's 100m Butterfly	Final (Final)
	18:33		13	Women's 200m Freestyle	Final (Final)
	18:45		15	Women's 100m Breaststroke	Final (Final)
	18:56		17	Women's 100m Backstroke	Final (Final)
	19:22		10	Men's 400m Individual Medley	Final (Final)
	19:45		12	Men's 100m Butterfly	Final (Final)
	20:03	14	Men's 200m Freestyle	Final (Final)	
20:21	16	Men's 100m Breaststroke	Final (Final)		
20:41	18	Men's 100m Backstroke	Final (Final)		
20:55		<i>End time of session</i>			
SAT 14 NOV	Morning	10:00	19	Women's 1500m Freestyle	Final (Final)
		10:25	21	Women's 200m Backstroke	Final (Final)
		10:44	23	Women's 100m Freestyle	Final (Final)
		11:00	25	Women's 200m Breaststroke	Final (Final)
		11:17	27	Women's 200m Butterfly	Final (Final)
		12:00	20	Men's 1500m Freestyle	Final (Final)
		12:28	22	Men's 200m Backstroke	Final (Final)
		12:45	24	Men's 100m Freestyle	Final (Final)
		13:00	26	Men's 200m Breaststroke	Final (Final)
		13:15	28	Men's 200m Butterfly	Final (Final)
		13:39		<i>End time of session</i>	

Official Timekeeping by Omega





2020 Toyota U.S. Open Championships

Greensboro, NC

November 12 - 14, 2020

Records Set by Event

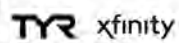
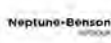
As of SAT 14 NOV 2020

Event		Name	Club Code	Time	Record Type
Women's 100m Butterfly	Heat 2	CURZAN Claire	USA	56.61	CR

Legend:

CR Championship Record

Official Timekeeping by Omega





2020 Toyota U.S. Open Championships

Greensboro, NC

November 12 - 14, 2020

Records Set by Record Type

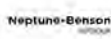
As of SAT 14 NOV 2020

CHAMPIONSHIP RECORD

Total number of Championship Records set: 1

Event	Name	Club Code	Time	Date
Women's 100m Butterfly Heat 2	CURZAN Claire	USA	56.61	13 NOV

Official Timekeeping by Omega





2020 Toyota U.S. Open Championships

Greensboro, NC

November 12 - 14, 2020

Records Set by Date

As of SAT 14 NOV 2020

Date	Event	Name	Club Code	Time	Record Type
13 NOV	Women's 100m Butterfly Heat 2	CURZAN Claire	USA	56.61	Championship

Official Timekeeping by Omega

