



2023 TYR Pro Swim Series

Fort Lauderdale, Florida

March 1 - 4



Event 101 1 MAR 2023 - 5:00 PM

Women's 1500m Freestyle

Results Summary

Event Number 1

	Record	Splits					Name	NAT Code	Location	Date
WR	15:20.48	58.50	2:00.25	4:04.88	8:11.70	LEDECKY Katie	USA	Indianapolis (USA)	16 MAY 2018	
AR	15:20.48	58.50	2:00.25	4:04.88	8:11.70	LEDECKY Katie	USA	Indianapolis (USA)	16 MAY 2018	
US	15:20.48	58.50	2:00.25	4:04.88	8:11.70	LEDECKY Katie	USA	Indianapolis, IN (USA)	16 MAY 2018	
WJ	15:28.36	59.34	2:01.85	4:06.57	8:16.90	LEDECKY Katie	USA	Gold Coast (AUS)	24 AUG 2014	

Rank	Heat	Lane	Name	Club Code	Year of Birth	R.T.	Time	Time Behind
1	1	4	GRIMES Katie	SAND	◆ 2006	0.67	15:56.27	
	50m 29.19	100m 1:01.10	J 150m 1:32.90	200m 2:05.25	250m 2:37.19	300m 3:09.59	350m 3:41.38	400m 4:13.70
		31.91	31.80	32.35	31.94	32.40	31.79	32.32
	450m 4:45.63	500m 5:18.25	550m 5:49.81	600m 6:21.59	650m 6:53.01	700m 7:25.25	750m 7:57.36	800m 8:29.69
	31.93	32.62	31.56	31.78	31.42	32.24	32.11	32.33
	850m 9:01.27	900m 9:33.36	950m 10:05.42	1000m 10:37.77	1050m 11:09.36	1100m 11:41.08	1150m 12:12.62	1200m 12:45.06
	31.58	32.09	32.06	32.35	31.59	31.72	31.54	32.44
	1250m 13:17.04	1300m 13:49.46	1350m 14:21.35	1400m 14:53.76	1450m 15:25.36			
	31.98	32.42	31.89	32.41	31.60	30.91		
2	1	5	SIMS Bella	SAND	2005	0.55	16:19.29	23.02
	50m 28.99	100m 1:00.85	W 150m 1:33.03	200m 2:05.69	250m 2:37.78	300m 3:10.34	350m 3:42.73	400m 4:15.63
		31.86	32.18	32.66	32.09	32.56	32.39	32.90
	450m 4:48.20	500m 5:21.16	550m 5:53.93	600m 6:26.87	650m 6:59.50	700m 7:32.60	750m 8:05.15	800m 8:38.19
	32.57	32.96	32.77	32.94	32.63	33.10	32.55	33.04
	850m 9:11.19	900m 9:44.28	950m 10:17.28	1000m 10:50.29	1050m 11:23.21	1100m 11:56.39	1150m 12:29.63	1200m 13:02.79
	33.00	33.09	33.00	33.01	32.92	33.18	33.24	33.16
	1250m 13:35.95	1300m 14:08.82	1350m 14:42.08	1400m 15:14.96	1450m 15:47.69			
	33.16	32.87	33.26	32.88	32.73	31.60		
3	1	6	WEINSTEIN Claire	SAND	◆ 2007	0.76	16:26.50	30.23
	50m 29.86	100m 1:02.50	150m 1:35.18	200m 2:08.29	250m 2:41.06	300m 3:14.33	350m 3:47.36	400m 4:20.54
		32.64	32.68	33.11	32.77	33.27	33.03	33.18
	450m 4:53.48	500m 5:26.64	550m 5:59.59	600m 6:32.70	650m 7:05.45	700m 7:38.53	750m 8:11.21	800m 8:44.16
	32.94	33.16	32.95	33.11	32.75	33.08	32.68	32.95
	850m 9:17.09	900m 9:50.54	950m 10:23.65	1000m 10:56.87	1050m 11:29.93	1100m 12:03.21	1150m 12:35.86	1200m 13:08.76
	32.93	33.45	33.11	33.22	33.06	33.28	32.65	32.90
	1250m 13:41.60	1300m 14:14.61	1350m 14:47.75	1400m 15:21.23	1450m 15:54.32			
	32.84	33.01	33.14	33.48	33.09	32.18		
4	1	2	MATTES Michaela	SYS-FL	2005	0.84	16:29.88	33.61
	50m 30.71	100m 1:03.46	150m 1:36.22	200m 2:09.22	250m 2:41.98	300m 3:15.21	350m 3:48.26	400m 4:21.50
		32.75	32.76	33.00	32.76	33.23	33.05	33.24
	450m 4:54.67	500m 5:28.19	550m 6:01.24	600m 6:34.52	650m 7:07.52	700m 7:40.90	750m 8:14.17	800m 8:47.65
	33.17	33.52	33.05	33.28	33.00	33.38	33.27	33.48
	850m 9:20.81	900m 9:54.25	950m 10:27.40	1000m 11:00.63	1050m 11:33.70	1100m 12:06.64	1150m 12:39.47	1200m 13:12.55
	33.16	33.44	33.15	33.23	33.07	32.94	32.83	33.08
	1250m 13:45.56	1300m 14:18.68	1350m 14:51.86	1400m 15:25.53	1450m 15:57.67			
	33.01	33.12	33.18	33.67	32.14	32.21		
5	1	3	HRYHORIVNA HOLUB Tamila	PRT	1999	0.81	16:32.29	36.02
	50m 30.43	100m 1:03.22	150m 1:36.04	200m 2:09.65	250m 2:42.51	300m 3:15.72	350m 3:48.41	400m 4:21.52
		32.79	32.82	33.61	32.86	33.21	32.69	33.11
	450m 4:54.35	500m 5:27.65	550m 6:00.15	600m 6:33.20	650m 7:05.81	700m 7:39.03	750m 8:11.65	800m 8:45.13
	32.83	33.30	32.50	33.05	32.61	33.22	32.62	33.48
	850m 9:17.84	900m 9:51.48	950m 10:24.28	1000m 10:58.17	1050m 11:30.91	1100m 12:04.72	1150m 12:38.22	1200m 13:12.22
	32.71	33.64	32.80	33.89	32.74	33.81	33.50	34.00
	1250m 13:45.86	1300m 14:19.30	1350m 14:52.65	1400m 15:26.34	1450m 15:59.13			
	33.64	33.44	33.35	33.69	32.79	33.16		
6	1	7	PENNINGTON Caroline	FLOR	2003	0.75	16:33.49	37.22
	50m 30.35	100m 1:03.25	150m 1:35.91	200m 2:09.11	250m 2:41.90	300m 3:15.14	350m 3:48.21	400m 4:21.61
		32.90	32.66	33.20	32.79	33.24	33.07	33.40
	450m 4:54.71	500m 5:28.25	550m 6:01.08	600m 6:34.69	650m 7:07.84	700m 7:41.23	750m 8:14.36	800m 8:47.70
	33.10	33.54	32.83	33.61	33.15	33.39	33.13	33.34
	850m 9:20.85	900m 9:54.11	950m 10:27.25	1000m 11:00.50	1050m 11:33.80	1100m 12:07.34	1150m 12:40.58	1200m 13:14.22
	33.15	33.26	33.14	33.25	33.30	33.54	33.24	33.64
	1250m 13:47.64	1300m 14:21.31	1350m 14:54.49	1400m 15:28.24	1450m 16:01.58			
	33.42	33.67	33.18	33.75	33.34	31.91		

Official Timekeeping by Omega





2023 TYR Pro Swim Series

Fort Lauderdale, Florida

March 1 - 4



Event 101

1 MAR 2023 - 5:00 PM

Women's 1500m Freestyle

Results Summary

Event Number 1

Rank	Heat	Lane	Name	Club Code	Year of Birth	R.T.	Time	Time Behind
7	1	8	CRISP Leah	GBR	2001	0.74	16:40.04	43.77
	50m 30.43	100m 1:03.36	150m 1:36.18	200m 2:09.33	250m 2:42.32	300m 3:15.36	350m 3:48.33	400m 4:21.73
		32.93	32.82	33.15	32.99	33.04	32.97	33.40
	450m 4:54.92	500m 5:28.30	550m 6:01.55	600m 6:34.69	650m 7:07.96	700m 7:41.37	750m 8:14.87	800m 8:48.66
	33.19	33.38	33.25	33.14	33.27	33.41	33.50	33.79
	850m 9:22.46	900m 9:56.23	950m 10:30.24	1000m 11:04.28	1050m 11:37.93	1100m 12:11.76	1150m 12:45.22	1200m 13:18.97
	33.80	33.77	34.01	34.04	33.65	33.83	33.46	33.75
	1250m 13:52.62	1300m 14:26.58	1350m 15:00.41	1400m 15:34.15	1450m 16:07.64			
	33.65	33.96	33.83	33.74	33.49			
8	1	1	HEIN Agostina	ARG	◆ 2008	0.77	16:40.19	43.92
	50m 29.68	100m 1:02.34	150m 1:35.43	200m 2:08.90	250m 2:42.16	300m 3:15.74	350m 3:48.71	400m 4:21.71
		32.66	33.09	33.47	33.26	33.58	32.97	33.00
	450m 4:54.69	500m 5:27.81	550m 6:01.09	600m 6:34.55	650m 7:07.82	700m 7:41.16	750m 8:14.72	800m 8:48.39
	32.98	33.12	33.28	33.46	33.27	33.34	33.56	33.67
	850m 9:22.00	900m 9:55.47	950m 10:29.07	1000m 11:02.84	1050m 11:36.13	1100m 12:10.04	1150m 12:43.62	1200m 13:17.34
	33.61	33.47	33.60	33.77	33.29	33.91	33.58	33.72
	1250m 13:51.26	1300m 14:25.26	1350m 14:58.95	1400m 15:33.01	1450m 16:06.73			
	33.92	34.00	33.69	34.06	33.72	33.46		
9	1	0	SANTILLAN Malena	ARG	◆ 2008	0.83	16:47.34	51.07
	50m 29.97	100m 1:02.71	150m 1:35.80	200m 2:09.24	250m 2:42.25	300m 3:15.71	350m 3:49.12	400m 4:22.68
		32.74	33.09	33.44	33.01	33.46	33.41	33.56
	450m 4:55.73	500m 5:29.19	550m 6:02.74	600m 6:36.50	650m 7:10.08	700m 7:43.89	750m 8:17.57	800m 8:51.47
	33.05	33.46	33.55	33.76	33.58	33.81	33.68	33.90
	850m 9:25.16	900m 9:59.10	950m 10:32.94	1000m 11:07.15	1050m 11:40.89	1100m 12:15.07	1150m 12:49.16	1200m 13:23.45
	33.69	33.94	33.84	34.21	33.74	34.18	34.09	34.29
	1250m 13:57.57	1300m 14:31.72	1350m 15:05.84	1400m 15:40.19	1450m 16:14.04			
	34.12	34.15	34.12	34.35	33.85	33.30		
10	2	2	HODGES Macky	SAND	2004	0.77	16:57.69	1:01.42
	50m 30.59	100m 1:04.27	150m 1:38.07	200m 2:12.24	250m 2:46.10	300m 3:20.32	350m 3:54.24	400m 4:28.41
		33.68	33.80	34.17	33.86	34.22	33.92	34.17
	450m 5:02.33	500m 5:36.51	550m 6:10.60	600m 6:44.76	650m 7:18.73	700m 7:52.81	750m 8:26.89	800m 9:01.04
	33.92	34.18	34.09	34.16	33.97	34.08	34.08	34.15
	850m 9:35.17	900m 10:09.35	950m 10:43.59	1000m 11:17.45	1050m 11:51.46	1100m 12:25.51	1150m 12:59.54	1200m 13:34.14
	34.13	34.18	34.24	33.86	34.01	34.05	34.03	34.60
	1250m 14:08.67	1300m 14:43.23	1350m 15:17.66	1400m 15:52.39	1450m 16:25.25			
	34.53	34.56	34.43	34.73	32.86	32.44		
11	2	4	WILLAR Megan	CAN	2004	0.76	17:01.37	1:05.10
	50m 30.34	100m 1:03.55	150m 1:37.26	200m 2:11.44	250m 2:45.76	300m 3:19.97	350m 3:54.22	400m 4:28.77
		33.21	33.71	34.18	34.32	34.21	34.25	34.55
	450m 5:02.69	500m 5:37.18	550m 6:11.39	600m 6:45.58	650m 7:19.39	700m 7:53.71	750m 8:27.65	800m 9:02.36
	33.92	34.49	34.21	34.19	33.81	34.32	33.94	34.71
	850m 9:36.39	900m 10:10.88	950m 10:45.13	1000m 11:19.77	1050m 11:54.07	1100m 12:28.72	1150m 13:03.31	1200m 13:37.66
	34.03	34.49	34.25	34.64	34.30	34.65	34.59	34.35
	1250m 14:12.09	1300m 14:46.56	1350m 15:20.83	1400m 15:55.37	1450m 16:28.96			
	34.43	34.47	34.27	34.54	33.59	32.41		
12	2	5	BRANN Sidney	SYS-FL	◆ 2006	0.77	17:21.39	1:25.12
	50m 31.13	100m 1:05.12	150m 1:39.44	200m 2:13.94	250m 2:48.38	300m 3:23.23	350m 3:57.73	400m 4:32.50
		33.99	34.32	34.50	34.44	34.85	34.50	34.77
	450m 5:07.06	500m 5:42.12	550m 6:16.59	600m 6:51.90	650m 7:26.60	700m 8:01.46	750m 8:35.99	800m 9:11.10
	34.56	35.06	34.47	35.31	34.70	34.86	34.53	35.11
	850m 9:46.01	900m 10:21.34	950m 10:56.45	1000m 11:31.56	1050m 12:06.64	1100m 12:42.32	1150m 13:17.72	1200m 13:53.31
	34.91	35.33	35.11	35.11	35.08	35.68	35.40	35.59
	1250m 14:28.63	1300m 15:04.31	1350m 15:39.06	1400m 16:14.16	1450m 16:49.34			
	35.32	35.68	34.75	35.10	35.18	32.05		
13	1	9	KILGER Lydia	CAN	◆ 2006	0.79	17:26.10	1:29.83
	50m 30.68	100m 1:03.91	150m 1:37.55	200m 2:11.70	250m 2:45.96	300m 3:20.57	350m 3:55.35	400m 4:30.10
		33.23	33.64	34.15	34.26	34.61	34.78	34.75
	450m 5:04.91	500m 5:39.66	550m 6:14.08	600m 6:49.02	650m 7:23.88	700m 7:59.38	750m 8:34.19	800m 9:09.61
	34.81	34.75	34.42	34.94	34.86	35.50	34.81	35.42
	850m 9:44.78	900m 10:20.41	950m 10:55.59	1000m 11:31.05	1050m 12:06.60	1100m 12:42.54	1150m 13:18.23	1200m 13:54.20
	35.17	35.63	35.18	35.46	35.55	35.94	35.69	35.97
	1250m 14:29.77	1300m 15:05.81	1350m 15:40.92	1400m 16:16.24	1450m 16:51.31			
	35.57	36.04	35.11	35.32	35.07	34.79		

Official Timekeeping by Omega





2023 TYR Pro Swim Series

Fort Lauderdale, Florida

March 1 - 4



Event 101 1 MAR 2023 - 5:00 PM

Women's 1500m Freestyle

Results Summary

Event Number 1

Rank	Heat	Lane	Name	Club Code	Year of Birth	R.T.	Time	Time Behind
14	2	3	SCHAY TONIOLLO Isabella	RFK		0.73	17:26.48	1:30.21
	50m 31.47	100m 1:05.83	150m 1:40.45	200m 2:15.29	250m 2:50.24	300m 3:25.26	350m 4:00.14	400m 4:35.60
		34.36	34.62	34.84	34.95	35.02	34.88	35.46
	450m 5:10.86	500m 5:46.18	550m 6:21.31	600m 6:56.76	650m 7:31.86	700m 8:07.26	750m 8:42.41	800m 9:17.49
	35.26	35.32	35.13	35.45	35.10	35.40	35.15	35.08
	850m 9:52.37	900m 10:27.62	950m 11:02.43	1000m 11:37.52	1050m 12:12.24	1100m 12:47.67	1150m 13:22.85	1200m 13:58.05
	34.88	35.25	34.81	35.09	34.72	35.43	35.18	35.20
	1250m 14:33.23	1300m 15:08.44	1350m 15:43.10	1400m 16:18.12	1450m 16:52.26			
	35.18	35.21	34.66	35.02	34.14			
15	2	7	GUTIERREZ Luci	WEST	◆ 2007	0.73	17:33.62	1:37.35
	50m 31.63	100m 1:05.65	150m 1:39.61	200m 2:14.34	250m 2:48.63	300m 3:23.13	350m 3:57.63	400m 4:32.45
		34.02	33.96	34.73	34.29	34.50	34.50	34.82
	450m 5:06.80	500m 5:41.99	550m 6:16.77	600m 6:52.00	650m 7:27.32	700m 8:02.97	750m 8:38.06	800m 9:13.34
	34.35	35.19	34.78	35.23	35.32	35.65	35.09	35.28
	850m 9:48.54	900m 10:23.85	950m 10:59.16	1000m 11:34.29	1050m 12:09.46	1100m 12:45.07	1150m 13:20.54	1200m 13:56.50
	35.20	35.31	35.31	35.13	35.17	35.61	35.47	35.96
	1250m 14:32.50	1300m 15:08.93	1350m 15:45.75	1400m 16:21.80	1450m 16:57.89			
	36.00	36.43	36.82	36.05	36.09	35.73		
16	2	6	IZQUIERDO Ivana	PRI	2002	0.76	17:37.81	1:41.54
	50m 31.49	100m 1:05.20	150m 1:39.55	200m 2:14.18	250m 2:48.56	300m 3:23.51	350m 3:58.06	400m 4:33.01
		33.71	34.35	34.63	34.38	34.95	34.55	34.95
	450m 5:07.42	500m 5:42.40	550m 6:17.28	600m 6:52.34	650m 7:27.25	700m 8:02.38	750m 8:37.20	800m 9:12.92
	34.41	34.98	34.88	35.06	34.91	35.13	34.82	35.72
	850m 9:48.58	900m 10:24.54	950m 11:00.43	1000m 11:36.51	1050m 12:12.52	1100m 12:48.79	1150m 13:24.73	1200m 14:01.43
	35.66	35.96	35.89	36.08	36.01	36.27	35.94	36.70
	1250m 14:37.57	1300m 15:14.09	1350m 15:50.46	1400m 16:27.08	1450m 17:03.06			
	36.14	36.52	36.37	36.62	35.98	34.75		

Legend:					
AR	American Record	J	World Junior Record at intermediate distance	R.T.	Reaction Time
US	US Open Record	W	World Record at intermediate distance	WJ	World Junior Record
WR	World Record	◆	Junior swimmer		

Official Timekeeping by Omega





2023 TYR Pro Swim Series

Fort Lauderdale, Florida

March 1 - 4



Event 102 1 MAR 2023 - 5:18 PM

Men's 1500m Freestyle

Results Summary

Event Number 2

	Record	Splits					Name	NAT Code	Location	Date
WR	14:31.02	55.80	1:54.31	3:51.50	7:45.45	SUN Yang	CHN	London (GBR)	4 AUG 2012	
AR	14:36.70	56.43	1:55.00	3:52.89	7:48.41	FINKE Bobby	USA	Budapest (HUN)	25 JUN 2022	
US	14:45.54	56.06	1:55.50	3:54.42	7:53.91	VANDERKAAY Peter	USA	Omaha, NE (USA)	6 JUL 2008	
WJ	14:46.09	56.52	1:55.88	3:55.53	7:53.07	GRGIC Franko	CRO	Budapest (HUN)	25 AUG 2019	

Rank	Heat	Lane	Name	Club Code	Year of Birth	R.T.	Time	Time Behind	
1	1	6	HAFNAOUI Ahmed Ayoub	TUN	2002	0.82	15:00.24		
	50m	28.32	100m 58.42	150m 1:28.66	200m 1:59.07	250m 2:29.52	300m 3:00.00	350m 3:30.58	400m 4:01.38
			30.10	30.24	30.41	30.45	30.48	30.58	30.80
	450m	4:31.95	500m 5:02.72	550m 5:32.77	600m 6:03.44	650m 6:33.99	700m 7:04.40	750m 7:34.57	800m 8:04.55
		30.57	30.77	30.05	30.67	30.55	30.41	30.17	29.98
	850m	8:34.44	900m 9:04.67	950m 9:34.23	1000m 10:03.71	1050m 10:33.10	1100m 11:02.60	1150m 11:32.31	1200m 12:02.42
		29.89	30.23	29.56	29.48	29.39	29.50	29.71	30.11
	1250m	12:32.20	1300m 13:01.85	1350m 13:31.82	1400m 14:01.72	1450m 14:31.14			
		29.78	29.65	29.97	29.90	29.42	29.10		
2	1	2	EL KAMASH Marwan	EGY	1993	0.71	15:01.26	1.02	
	50m	27.48	100m 57.86	150m 1:28.41	200m 1:59.03	250m 2:29.57	300m 2:59.77	350m 3:30.56	400m 4:00.91
			30.38	30.55	30.62	30.54	30.20	30.79	30.35
	450m	4:31.59	500m 5:01.76	550m 5:32.35	600m 6:02.89	650m 6:33.17	700m 7:03.17	750m 7:33.54	800m 8:03.72
		30.68	30.17	30.59	30.54	30.28	30.00	30.37	30.18
	850m	8:33.96	900m 9:04.31	950m 9:34.25	1000m 10:04.05	1050m 10:34.11	1100m 11:04.01	1150m 11:34.10	1200m 12:04.08
		30.24	30.11	30.18	29.80	30.06	29.90	30.09	29.98
	1250m	12:34.38	1300m 13:04.28	1350m 13:34.38	1400m 14:04.12	1450m 14:33.45			
		30.30	29.90	30.10	29.74	29.33	27.81		
3	1	4	FINKE Bobby	SPA-FL	1999	0.72	15:02.54	2.30	
	50m	27.68	100m 57.95	150m 1:28.18	200m 1:58.81	250m 2:29.22	300m 2:59.81	350m 3:30.25	400m 4:01.16
			30.27	30.23	30.63	30.41	30.59	30.44	30.91
	450m	4:31.70	500m 5:02.36	550m 5:32.36	600m 6:03.17	650m 6:33.42	700m 7:03.98	750m 7:33.82	800m 8:04.04
		30.54	30.66	30.00	30.81	30.25	30.56	29.84	30.22
	850m	8:34.06	900m 9:04.31	950m 9:34.26	1000m 10:04.16	1050m 10:33.93	1100m 11:03.84	1150m 11:33.83	1200m 12:04.10
		30.02	30.25	29.95	29.90	29.77	29.91	29.99	30.27
	1250m	12:34.20	1300m 13:04.22	1350m 13:34.48	1400m 14:04.49	1450m 14:34.29			
		30.10	30.02	30.26	30.01	29.80	28.25		
4	1	5	JERVIS Daniel	WAL	1996	0.65	15:07.20	6.96	
	50m	27.67	100m 58.07	150m 1:28.26	200m 1:58.77	250m 2:29.07	300m 2:59.72	350m 3:30.23	400m 4:01.08
			30.40	30.19	30.51	30.30	30.65	30.51	30.85
	450m	4:31.65	500m 5:02.53	550m 5:32.98	600m 6:03.39	650m 6:33.73	700m 7:04.47	750m 7:34.72	800m 8:05.29
		30.57	30.88	30.45	30.41	30.34	30.74	30.25	30.57
	850m	8:35.43	900m 9:05.86	950m 9:36.03	1000m 10:06.54	1050m 10:36.81	1100m 11:06.96	1150m 11:37.33	1200m 12:07.64
		30.14	30.43	30.17	30.51	30.27	30.15	30.37	30.31
	1250m	12:37.75	1300m 13:08.15	1350m 13:38.41	1400m 14:08.52	1450m 14:38.29			
		30.11	30.40	30.26	30.11	29.77	28.91		
5	1	3	BRINEGAR Michael	TST-CA		0.72	15:11.49	11.25	
	50m	27.47	100m 57.79	150m 1:28.26	200m 1:59.04	250m 2:29.47	300m 3:00.12	350m 3:30.50	400m 4:01.16
			30.32	30.47	30.78	30.43	30.65	30.38	30.66
	450m	4:31.51	500m 5:02.19	550m 5:32.59	600m 6:03.27	650m 6:33.52	700m 7:04.15	750m 7:34.62	800m 8:04.94
		30.35	30.68	30.40	30.68	30.25	30.63	30.47	30.32
	850m	8:34.99	900m 9:05.53	950m 9:35.67	1000m 10:06.25	1050m 10:36.51	1100m 11:07.26	1150m 11:37.80	1200m 12:08.73
		30.05	30.54	30.14	30.58	30.26	30.75	30.54	30.93
	1250m	12:39.53	1300m 13:10.42	1350m 13:41.20	1400m 14:12.27	1450m 14:42.21			
		30.80	30.89	30.78	31.07	29.94	29.28		
6	1	1	PARDOE Hector	WAL	2001	0.76	15:35.32	35.08	
	50m	28.47	100m 59.62	150m 1:30.51	200m 2:01.89	250m 2:33.31	300m 3:04.73	350m 3:36.02	400m 4:07.14
			31.15	30.89	31.38	31.42	31.42	31.29	31.12
	450m	4:38.33	500m 5:09.72	550m 5:40.76	600m 6:11.89	650m 6:43.03	700m 7:14.40	750m 7:45.42	800m 8:16.95
		31.19	31.39	31.04	31.13	31.14	31.37	31.02	31.53
	850m	8:47.89	900m 9:19.56	950m 9:50.89	1000m 10:22.46	1050m 10:54.10	1100m 11:25.67	1150m 11:56.99	1200m 12:28.75
		30.94	31.67	31.33	31.57	31.64	31.57	31.32	31.76
	1250m	13:00.36	1300m 13:32.00	1350m 14:03.55	1400m 14:35.06	1450m 15:05.78			
		31.61	31.64	31.55	31.51	30.72	29.54		

Official Timekeeping by Omega





2023 TYR Pro Swim Series

Fort Lauderdale, Florida

March 1 - 4



Event 102 1 MAR 2023 - 5:18 PM

Men's 1500m Freestyle

Results Summary

Event Number 2

Rank	Heat	Lane	Name	Club Code	Year of Birth	R.T.	Time	Time Behind
7	2	5	KHARUN Ilya	SAND	◆ 2005	0.68	15:37.71	37.47
	50m 27.61	100m 58.85	150m 1:30.34	200m 2:02.00	250m 2:33.33	300m 3:04.95	350m 3:36.46	400m 4:08.17
		31.24	31.49	31.66	31.33	31.62	31.51	31.71
	450m 4:39.73	500m 5:11.33	550m 5:42.86	600m 6:14.51	650m 6:46.00	700m 7:17.58	750m 7:49.11	800m 8:20.52
	31.56	31.60	31.53	31.65	31.49	31.58	31.53	31.41
	850m 8:51.90	900m 9:23.71	950m 9:55.40	1000m 10:27.06	1050m 10:58.45	1100m 11:29.91	1150m 12:01.23	1200m 12:32.74
	31.38	31.81	31.69	31.66	31.39	31.46	31.32	31.51
	1250m 13:04.12	1300m 13:35.63	1350m 14:06.92	1400m 14:38.11	1450m 15:08.16			
	31.38	31.51	31.29	31.19	30.05	29.55		
8	1	7	ARTEIRO AZEVEDO Gabriel	RFK		0.74	15:38.19	37.95
	50m 29.12	100m 1:00.52	150m 1:31.77	200m 2:03.54	250m 2:34.58	300m 3:06.12	350m 3:36.97	400m 4:08.25
		31.40	31.25	31.77	31.04	31.54	30.85	31.28
	450m 4:38.94	500m 5:10.23	550m 5:41.09	600m 6:12.45	650m 6:43.47	700m 7:14.96	750m 7:45.83	800m 8:17.10
	30.69	31.29	30.86	31.36	31.02	31.49	30.87	31.27
	850m 8:48.13	900m 9:19.62	950m 9:50.74	1000m 10:22.44	1050m 10:53.37	1100m 11:25.11	1150m 11:56.37	1200m 12:28.31
	31.03	31.49	31.12	31.70	30.93	31.74	31.26	31.94
	1250m 12:59.83	1300m 13:31.74	1350m 14:03.46	1400m 14:35.66	1450m 15:07.00			
	31.52	31.91	31.72	32.20	31.34	31.19		
9	1	8	MELBOURNE-SMITH Tyler	WAL	◆ 2005	0.75	15:47.23	46.99
	50m 28.90	100m 1:00.33	150m 1:31.36	200m 2:02.69	250m 2:33.53	300m 3:04.74	350m 3:36.12	400m 4:07.86
		31.43	31.03	31.33	30.84	31.21	31.38	31.74
	450m 4:39.47	500m 5:11.03	550m 5:42.33	600m 6:13.85	650m 6:45.28	700m 7:16.94	750m 7:48.55	800m 8:20.23
	31.61	31.56	31.30	31.52	31.43	31.66	31.61	31.68
	850m 8:51.80	900m 9:23.77	950m 9:55.29	1000m 10:27.46	1050m 10:59.33	1100m 11:31.35	1150m 12:03.42	1200m 12:35.62
	31.57	31.97	31.52	32.17	31.87	32.02	32.07	32.20
	1250m 13:07.71	1300m 13:39.87	1350m 14:11.92	1400m 14:43.76	1450m 15:16.11			
	32.09	32.16	32.05	31.84	32.35	31.12		
10	1	0	CLONTZ Norvin	MAC-NC	◆ 2007	0.79	15:49.06	48.82
	50m 28.25	100m 58.59	150m 1:29.39	200m 2:00.50	250m 2:31.64	300m 3:03.13	350m 3:34.71	400m 4:06.22
		30.34	30.80	31.11	31.14	31.49	31.58	31.51
	450m 4:37.97	500m 5:09.95	550m 5:41.58	600m 6:13.50	650m 6:45.20	700m 7:17.10	750m 7:48.68	800m 8:20.69
	31.75	31.98	31.63	31.92	31.70	31.90	31.58	32.01
	850m 8:52.59	900m 9:24.58	950m 9:56.60	1000m 10:28.82	1050m 11:00.86	1100m 11:33.29	1150m 12:05.48	1200m 12:37.91
	31.90	31.99	32.02	32.22	32.04	32.43	32.19	32.43
	1250m 13:10.21	1300m 13:42.57	1350m 14:14.93	1400m 14:47.25	1450m 15:18.83			
	32.30	32.36	32.36	32.32	31.58	30.23		
11	2	3	DULIEU Diego	AZFL	2004	0.66	15:50.75	50.51
	50m 28.64	100m 59.98	150m 1:31.20	200m 2:02.46	250m 2:33.49	300m 3:04.78	350m 3:36.06	400m 4:07.77
		31.34	31.22	31.26	31.03	31.29	31.28	31.71
	450m 4:39.27	500m 5:11.17	550m 5:42.92	600m 6:14.82	650m 6:46.45	700m 7:18.60	750m 7:50.43	800m 8:22.58
	31.50	31.90	31.75	31.90	31.63	32.15	31.83	32.15
	850m 8:54.27	900m 9:26.56	950m 9:58.63	1000m 10:31.41	1050m 11:03.48	1100m 11:35.67	1150m 12:07.89	1200m 12:40.40
	31.69	32.29	32.07	32.78	32.07	32.19	32.22	32.51
	1250m 13:12.37	1300m 13:44.61	1350m 14:16.57	1400m 14:48.76	1450m 15:20.51			
	31.97	32.24	31.96	32.19	31.75	30.24		
12	1	9	KLEIN Freddy	MAC-NC	◆ 2005	0.75	15:57.46	57.22
	50m 28.23	100m 58.59	150m 1:29.59	200m 2:00.80	250m 2:32.20	300m 3:03.89	350m 3:35.66	400m 4:07.86
		30.36	31.00	31.21	31.40	31.69	31.77	32.20
	450m 4:40.12	500m 5:12.18	550m 5:43.87	600m 6:15.85	650m 6:47.94	700m 7:20.16	750m 7:52.34	800m 8:24.62
	32.26	32.06	31.69	31.98	32.09	32.22	32.18	32.28
	850m 8:56.67	900m 9:29.06	950m 10:01.28	1000m 10:33.43	1050m 11:05.91	1100m 11:38.13	1150m 12:10.52	1200m 12:43.03
	32.05	32.39	32.22	32.15	32.48	32.22	32.39	32.51
	1250m 13:15.50	1300m 13:48.05	1350m 14:20.55	1400m 14:53.22	1450m 15:25.46			
	32.47	32.55	32.50	32.67	32.24	32.00		
13	3	3	SIERS Aidan	SYS-FL	◆ 2006	0.80	16:02.34	1:02.10
	50m 29.19	100m 1:01.38	150m 1:33.66	200m 2:06.37	250m 2:38.69	300m 3:11.52	350m 3:43.81	400m 4:16.58
		32.19	32.28	32.71	32.32	32.83	32.29	32.77
	450m 4:48.84	500m 5:21.64	550m 5:53.93	600m 6:26.46	650m 6:58.65	700m 7:31.23	750m 8:03.40	800m 8:35.89
	32.26	32.80	32.29	32.53	32.19	32.58	32.17	32.49
	850m 9:08.31	900m 9:40.93	950m 10:12.85	1000m 10:45.00	1050m 11:16.96	1100m 11:48.95	1150m 12:20.70	1200m 12:52.56
	32.42	32.62	31.92	32.15	31.96	31.99	31.75	31.86
	1250m 13:24.43	1300m 13:56.28	1350m 14:28.34	1400m 15:00.64	1450m 15:32.26			
	31.87	31.85	32.06	32.30	31.62	30.08		

Official Timekeeping by Omega





2023 TYR Pro Swim Series

Fort Lauderdale, Florida

March 1 - 4



Event 102 1 MAR 2023 - 5:18 PM

Men's 1500m Freestyle

Results Summary

Event Number 2

Rank	Heat	Lane	Name	Club Code	Year of Birth	R.T.	Time	Time Behind
14	2	4	CANO FIGUEROA Jose	BULL	2003	0.69	16:04.68	1:04.44
	50m 28.27	100m 59.97	150m 1:31.28	200m 2:03.28	250m 2:34.91	300m 3:07.11	350m 3:38.73	400m 4:11.02
		31.70	31.31	32.00	31.63	32.20	31.62	32.29
	450m 4:42.83	500m 5:15.08	550m 5:47.09	600m 6:19.82	650m 6:52.07	700m 7:25.09	750m 7:57.62	800m 8:30.23
	31.81	32.25	32.01	32.73	32.25	33.02	32.53	32.61
	850m 9:02.87	900m 9:35.80	950m 10:08.09	1000m 10:40.86	1050m 11:13.43	1100m 11:46.02	1150m 12:18.51	1200m 12:51.15
	32.64	32.93	32.29	32.77	32.57	32.59	32.49	32.64
	1250m 13:23.45	1300m 13:56.16	1350m 14:28.56	1400m 15:01.26	1450m 15:33.44			
	32.30	32.71	32.40	32.70	32.18	31.24		
15	3	4	HINCKLEY Charlie	VILL	2001	0.71	16:09.87	1:09.63
	50m 29.18	100m 1:01.31	150m 1:33.75	200m 2:06.38	250m 2:38.81	300m 3:11.60	350m 3:43.86	400m 4:16.62
		32.13	32.44	32.63	32.43	32.79	32.26	32.76
	450m 4:48.95	500m 5:21.69	550m 5:54.19	600m 6:26.76	650m 6:59.00	700m 7:31.55	750m 8:03.73	800m 8:36.17
	32.33	32.74	32.50	32.57	32.24	32.55	32.18	32.44
	850m 9:08.80	900m 9:41.43	950m 10:13.76	1000m 10:46.59	1050m 11:18.57	1100m 11:51.34	1150m 12:23.91	1200m 12:56.75
	32.63	32.63	32.33	32.83	31.98	32.77	32.57	32.84
	1250m 13:29.31	1300m 14:02.13	1350m 14:34.55	1400m 15:06.88	1450m 15:38.80			
	32.56	32.82	32.42	32.33	31.92	31.07		
16	3	6	NOWICKI Justin	VICT	◆ 2005	0.68	16:10.62	1:10.38
	50m 29.15	100m 1:01.36	150m 1:33.59	200m 2:06.39	250m 2:38.53	300m 3:11.09	350m 3:43.40	400m 4:16.16
		32.21	32.23	32.80	32.14	32.56	32.31	32.76
	450m 4:48.75	500m 5:21.43	550m 5:54.01	600m 6:26.78	650m 6:59.24	700m 7:31.93	750m 8:04.22	800m 8:37.15
	32.59	32.68	32.58	32.77	32.46	32.69	32.29	32.93
	850m 9:09.43	900m 9:42.12	950m 10:14.90	1000m 10:47.59	1050m 11:19.98	1100m 11:52.63	1150m 12:25.08	1200m 12:57.71
	32.28	32.69	32.78	32.69	32.39	32.65	32.45	32.63
	1250m 13:30.04	1300m 14:02.91	1350m 14:35.41	1400m 15:08.11	1450m 15:39.93			
	32.33	32.87	32.50	32.70	31.82	30.69		
17	2	2	GUTIERREZ Santiago	SAND	2003	0.70	16:11.49	1:11.25
	50m 28.14	100m 58.92	150m 1:30.71	200m 2:02.75	250m 2:34.73	300m 3:07.14	350m 3:39.45	400m 4:12.15
		30.78	31.79	32.04	31.98	32.41	32.31	32.70
	450m 4:45.15	500m 5:18.64	550m 5:51.50	600m 6:24.95	650m 6:57.74	700m 7:30.62	750m 8:02.96	800m 8:36.00
	33.00	33.49	32.86	33.45	32.79	32.88	32.34	33.04
	850m 9:08.42	900m 9:41.74	950m 10:14.32	1000m 10:47.53	1050m 11:20.49	1100m 11:53.59	1150m 12:26.04	1200m 12:59.32
	32.42	33.32	32.58	33.21	32.96	33.10	32.45	33.28
	1250m 13:31.67	1300m 14:04.58	1350m 14:36.40	1400m 15:09.22	1450m 15:40.38			
	32.35	32.91	31.82	32.82	31.16	31.11		
18	2	1	LONG Derek	TST-MV	◆ 2005	0.69	16:12.48	1:12.24
	50m 28.59	100m 59.71	150m 1:31.60	200m 2:03.40	250m 2:35.28	300m 3:07.60	350m 3:39.87	400m 4:12.55
		31.12	31.89	31.80	31.88	32.32	32.27	32.68
	450m 4:45.12	500m 5:18.02	550m 5:51.00	600m 6:24.15	650m 6:56.97	700m 7:30.15	750m 8:03.17	800m 8:36.48
	32.57	32.90	32.98	33.15	32.82	33.18	33.02	33.31
	850m 9:08.96	900m 9:42.45	950m 10:14.70	1000m 10:48.11	1050m 11:20.95	1100m 11:54.19	1150m 12:26.43	1200m 12:59.50
	32.48	33.49	32.25	33.41	32.84	33.24	32.24	33.07
	1250m 13:32.16	1300m 14:05.32	1350m 14:36.88	1400m 15:09.97	1450m 15:41.85			
	32.66	33.16	31.56	33.09	31.88	30.63		
19	3	5	JACOBS Colin	SYS-FL	◆ 2008	0.72	16:15.53	1:15.29
	50m 29.47	100m 1:01.89	150m 1:34.50	200m 2:06.90	250m 2:39.41	300m 3:12.47	350m 3:44.73	400m 4:17.63
		32.42	32.61	32.40	32.51	33.06	32.26	32.90
	450m 4:50.05	500m 5:22.62	550m 5:55.20	600m 6:27.92	650m 7:00.20	700m 7:32.68	750m 8:05.01	800m 8:37.29
	32.42	32.57	32.58	32.72	32.28	32.48	32.33	32.28
	850m 9:09.90	900m 9:42.75	950m 10:15.36	1000m 10:48.08	1050m 11:20.82	1100m 11:53.85	1150m 12:26.68	1200m 12:59.60
	32.61	32.85	32.61	32.72	32.74	33.03	32.83	32.92
	1250m 13:32.52	1300m 14:05.43	1350m 14:38.41	1400m 15:11.02	1450m 15:43.99			
	32.92	32.91	32.98	32.61	32.97	31.54		
20	2	8	KURUCZ Leo	TST-MV	2004	0.68	16:32.38	1:32.14
	50m 29.06	100m 1:01.38	150m 1:34.02	200m 2:06.91	250m 2:39.79	300m 3:13.22	350m 3:46.68	400m 4:20.19
		32.32	32.64	32.89	32.88	33.43	33.46	33.51
	450m 4:53.68	500m 5:27.14	550m 6:00.57	600m 6:34.18	650m 7:07.28	700m 7:41.08	750m 8:14.10	800m 8:47.89
	33.49	33.46	33.43	33.61	33.10	33.80	33.02	33.79
	850m 9:21.50	900m 9:55.14	950m 10:27.90	1000m 11:00.75	1050m 11:33.84	1100m 12:07.21	1150m 12:40.55	1200m 13:14.22
	33.61	33.64	32.76	32.85	33.09	33.37	33.34	33.67
	1250m 13:47.64	1300m 14:21.01	1350m 14:54.61	1400m 15:27.74	1450m 16:00.52			
	33.42	33.37	33.60	33.13	32.78	31.86		

Official Timekeeping by Omega





2023 TYR Pro Swim Series

Fort Lauderdale, Florida

March 1 - 4



Event 102

1 MAR 2023 - 5:18 PM

Men's 1500m Freestyle

Results Summary

Event Number 2

Rank	Heat	Lane	Name	Club Code	Year of Birth	R.T.	Time	Time Behind
21	2	6	GINES TORRES Fabian	SYS-FL	2003	0.67	16:37.12	1:36.88
	50m 29.02	100m 1:00.31	150m 1:32.68	200m 2:05.65	250m 2:38.78	300m 3:11.98	350m 3:45.51	400m 4:18.67
		31.29	32.37	32.97	33.13	33.20	33.53	33.16
	450m 4:52.10	500m 5:26.10	550m 5:59.55	600m 6:33.53	650m 7:07.61	700m 7:41.15	750m 8:13.39	800m 8:47.24
	33.43	34.00	33.45	33.98	34.08	33.54	32.24	33.85
	850m 9:21.42	900m 9:55.39	950m 10:29.23	1000m 11:02.31	1050m 11:36.35	1100m 12:10.73	1150m 12:45.02	1200m 13:18.60
	34.18	33.97	33.84	33.08	34.04	34.38	34.29	33.58
	1250m 13:53.04	1300m 14:26.67	1350m 14:59.18	1400m 15:32.65	1450m 16:06.20			
	34.44	33.63	32.51	33.47	33.55	30.92		
22	2	7	PAISLEY Timo	FAA	2003		DNS	

Legend:	AR American Record	DNS Did Not Start	R.T. Reaction Time	US US Open Record
	WJ World Junior Record	WR World Record	♦ Junior swimmer	

Official Timekeeping by Omega





2023 TYR Pro Swim Series

Fort Lauderdale, Florida

March 1 - 4



Event 101 1 MAR 2023

Women's 1500m Freestyle

Medallists

Medal	Name	Club
GOLD	GRIMES Katie	SAND - Sandpipers Of Nevada
SILVER	SIMS Bella	SAND - Sandpipers Of Nevada
BRONZE	WEINSTEIN Claire	SAND - Sandpipers Of Nevada

Official Timekeeping by Omega





2023 TYR Pro Swim Series

Fort Lauderdale, Florida

March 1 - 4



Event 102 1 MAR 2023

Men's 1500m Freestyle

Medallists

Medal	Name	Club
GOLD	HAFNAOUI Ahmed Ayoub	TUN - Tunisia
SILVER	EL KAMASH Marwan	EGY - Egypt
BRONZE	FINKE Bobby	SPA-FL - Saint Petersburg Aquatics

Official Timekeeping by Omega





2023 TYR Pro Swim Series

Fort Lauderdale, Florida

March 1 - 4



Event 13

3 MAR 2023 - 9:00 AM

Women's 200m Freestyle

Heats

Results Summary

Event Number 13

	Record	Splits			Name	NAT Code	Location	Date
WR	1:52.98	27.34	55.60	1:24.38	PELLEGRINI Federica	ITA	Rome (ITA)	29 JUL 2009
AR	1:53.61	27.18	55.38	1:24.35	SCHMITT Allison	USA	London (GBR)	31 JUL 2012
US	1:54.40	27.01	55.61	1:24.89	SCHMITT Allison	USA	Omaha, NE (USA)	28 JUN 2012
WJ	1:54.79	27.32	56.22	1:25.59	McINTOSH Summer	CAN	Budapest (HUN)	22 JUN 2022

Rank	Heat	Lane	Name	Club Code	Year of Birth	R.T.	50m	100m	150m	Time	Time Behind
1	5	4	McINTOSH Summer	SYS-FL	◆ 2006	0.76	27.13	56.38	1:25.62	1:55.04	A
								29.25	29.24	29.42	
2	6	4	LEDECKY Katie	GSC-FL	1997	0.68	27.69	57.40	1:27.18	1:57.13	2.09 A
								29.71	29.78	29.95	
3	5	5	SMITH Leah	TXLA	1995	0.67	27.66	57.83	1:28.38	1:58.74	3.70 A
								30.17	30.55	30.36	
4	4	6	JANSEN Ella	CAN	2005	0.73	27.69	57.50	1:27.98	1:59.27	4.23 A
								29.81	30.48	31.29	
5	5	6	SMITH Regan	SUN	2002	0.68	27.13	56.96	1:27.42	1:59.35	4.31 A
								29.83	30.46	31.93	
6	4	4	HAUGHEY S.B.	HKG	1997	0.72	27.54	57.65	1:28.42	1:59.70	4.66 A
								30.11	30.77	31.28	
7	4	5	SIMS Bella	SAND	2005	0.56	28.06	58.43	1:29.47	1:59.95	4.91 A
								30.37	31.04	30.48	
8	6	5	WEINSTEIN Claire	SAND	◆ 2007	0.76	28.45		1:29.46	1:59.96	4.92 A
										30.50	
9	4	3	GRIMES Katie	SAND	◆ 2006	0.65	28.65	59.22	1:29.84	2:00.44	5.40 B
								30.57	30.62	30.60	
10	6	6	SAVARD Katerine	CAN	1993	0.72	28.47	59.24	1:29.94	2:00.53	5.49 B
								30.77	30.70	30.59	
11	4	2	HARRIS Medi	WAL	2002	0.83	28.81	59.45	1:30.10	2:00.63	5.59 B
								30.64	30.65	30.53	
12	6	2	IVEY Isabel	UN-FL	2000	0.74	27.93	58.66	1:29.79	2:00.99	5.95 B
								30.73	31.13	31.20	
13	6	7	SAUICKIE Addison	SYS-FL	◆ 2006	0.70	28.20	58.61	1:29.91	2:01.24	6.20 B
								30.41	31.30	31.33	
14	6	3	DELOOF Gabby	TNAQ	1996	0.69	28.47	59.35	1:30.23	2:02.11	7.07 B
								30.88	30.88	31.88	
15	5	8	GUILHERME MEDEIROS G.R.	RFK		0.74	28.74	58.78	1:30.34	2:02.48	7.44 B
								30.04	31.56	32.14	
16	2	8	GERSPER Aspen	SAS	2005	0.63	28.81	59.84	1:31.92	2:02.93	7.89 B
								31.03	32.08	31.01	
17	4	7	MANUEL Simone	SUN	1996	0.77	28.78	59.66	1:30.90	2:02.97	7.93 C
								30.88	31.24	32.07	
18	4	1	DALEY Elan	CAN	2005	0.67	27.95	58.58	1:30.28	2:03.06	8.02 C
								30.63	31.70	32.78	
19	6	8	MATA COCCO Maria Jose	MEX	1994	0.66	28.88	59.71	1:31.67	2:03.12	8.08 C
								30.83	31.96	31.45	
20	6	1	HODGES Macky	SAND	2004	0.74	28.66	1:00.08	1:31.55	2:03.46	8.42 C
								31.42	31.47	31.91	
21	3	5	NEVMOVENKO Polina	AU	2002	0.73	29.14	1:00.53	1:31.91	2:03.53	8.49 C
								31.39	31.38	31.62	
22	5	0	DOBSON Kennedi	EEX	◆ 2007	0.69	28.57	59.90	1:31.83	2:03.54	8.50 C
								31.33	31.93	31.71	
23	4	8	CANNINGS Kamryn	CAN	2005	0.68	29.35	1:00.49	1:32.20	2:03.65	8.61 C
								31.14	31.71	31.45	
24	2	6	SUTTON Rebecca	WAL	2001	0.64	29.06	1:00.15	1:31.94	2:03.81	8.77 C
								31.09	31.79	31.87	

Official Timekeeping by Omega





2023 TYR Pro Swim Series

Fort Lauderdale, Florida

March 1 - 4



Event 13

3 MAR 2023 - 9:00 AM

Women's 200m Freestyle

Heats

Results Summary

Event Number 13

Rank	Heat	Lane	Name	Club Code	Year of Birth	R.T.	50m	100m	150m	Time	Time Behind
25	5	3	HARVEY Maria Sophie	CAN	1999	0.71	28.05	59.10 31.05	1:31.01 31.91	2:03.90 32.89	8.86 R
26	3	2	DEIERLEIN Brianna	SYS-FL	◆ 2006	0.61	28.34	59.97 31.63	1:32.04 32.07	2:04.61 32.57	9.57 R
27	5	2	NESTY Lillie	GSC-FL	◆ 2006	0.74	28.18	59.64 31.46	1:31.85 32.21	2:04.65 32.80	9.61
28	3	6	CLARK Maxine	CAN	◆ 2008	0.76	29.33	1:00.90 31.57	1:33.31 32.41	2:05.06 31.75	10.02
29	3	1	CROOKS Jillian	TAC-NC	◆ 2006	0.65	28.38	59.81 31.43	1:32.29 32.48	2:05.23 32.94	10.19
30	2	2	PADRON Beatriz	CRC	2003	0.68	29.02	1:01.12 32.10	1:33.62 32.50	2:05.27 31.65	10.23
31	5	9	WILLAR Megan	CAN	2004	0.74	29.06	1:00.12 31.06	1:32.97 32.85	2:05.32 32.35	10.28
32	4	0	DIACONESCU Rebecca	TRA	◆ 2006	0.72	29.16	1:01.15 31.99	1:33.61 32.46	2:05.54 31.93	10.50
33	3	4	HEBERT Madeleine	TRA	2005	0.77	29.27	1:01.01 31.74	1:33.90 32.89	2:05.55 31.65	10.51
34	3	7	O'REGAN Bailey	SYS-FL	◆ 2006	0.77	29.84	1:01.74 31.90	1:34.14 32.40	2:05.72 31.58	10.68
35	3	8	PENNINGTON Caroline	UN-FL	2003	0.77	29.63	1:01.23 31.60	1:33.88 32.65	2:05.89 32.01	10.85
36	2	1	ECKERMAN Maeve	SYS-FL	◆ 2006	0.74	29.09	1:01.28 32.19	1:33.85 32.57	2:06.53 32.68	11.49
37	1	5	JORGE Sofia	MACM	◆ 2008	0.71	29.83	1:02.59 32.76	1:34.96 32.37	2:06.54 31.58	11.50
38	6	0	LITTLEJOHN Laura	NZL	2004	0.70	29.25	1:01.15 31.90	1:33.47 32.32	2:06.57 33.10	11.53
39	5	1	VIEIRA Ana Carolina	BRA	2001	0.67	29.04	1:00.52 31.48	1:32.96 32.44	2:06.70 33.74	11.66
40	5	7	MATTES Michaela	SYS-FL	2005	0.78	29.17	1:00.72 31.55	1:33.71 32.99	2:06.77 33.06	11.73
41	3	3	DAISSON Ana Luiza	UN-FG	2004	0.74	29.40	1:01.74 32.34	1:34.85 33.11	2:07.62 32.77	12.58
42	3	9	MODIN THOMSEN Naya	DEN	2003	0.66	29.09	1:00.19 31.10	1:34.04 33.85	2:07.66 33.62	12.62
43	2	3	MEJIA ARCE Lucero	MVAC	◆ 2007	0.71	29.28	1:01.45 32.17	1:34.21 32.76	2:07.89 33.68	12.85
44	1	4	GWINN Applejean	SAND	◆ 2006	0.68	30.09	1:02.83 32.74	1:35.89 33.06	2:08.06 32.17	13.02
45	3	0	DUNFORD Abby	SYS-FL	◆ 2006	0.74	29.58	1:02.03 32.45	1:34.97 32.94	2:08.33 33.36	13.29
46	4	9	GINGRICH Leah	HURR	1990	0.70	30.16	1:01.94 31.78	1:34.92 32.98	2:08.61 33.69	13.57
47	2	4	SMUTNY Maddie	SOFL	2005	0.64	29.74	1:02.54 32.80	1:36.16 33.62	2:09.06 32.90	14.02
48	1	2	BENSON Molly	VILL	2002	0.70	29.71	1:02.68 32.97	1:36.18 33.50	2:09.07 32.89	14.03
49	2	5	ROMANO Kristen	PUR	1999	0.77	29.91		1:36.01	2:09.27 33.26	14.23
50	2	9	IZQUIERDO Ivana	PUR	2002	0.76	29.94	1:01.94 32.00	1:35.90 33.96	2:09.73 33.83	14.69
51	2	7	ZBORAN Abigail	SPAC	2004	0.66	30.18	1:03.58 33.40	1:37.89 34.31	2:10.96 33.07	15.92

Official Timekeeping by Omega





2023 TYR Pro Swim Series

Fort Lauderdale, Florida

March 1 - 4



Event 13

3 MAR 2023 - 9:00 AM

Women's 200m Freestyle

Heats

Results Summary

Event Number 13

Rank	Heat	Lane	Name	Club Code	Year of Birth	R.T.	50m	100m	150m	Time	Time Behind
52	2	0	CASEY Maggie	FAA	2002	0.75	29.38	1:01.91 32.53	1:36.13 34.22	2:10.98 34.85	15.94
53	1	6	KUDLAC Avery	LEHY	2005	0.71	30.78	1:03.67 32.89	1:37.69 34.02	2:12.15 34.46	17.11
	1	3	PENNY Hayden	YSSC	◆ 2006					DNS	
	6	9	HRYHORIVNA HOLUB Tamila	POR	1999					DNS	

Legend:

A	Qualified for final A	AR	American Record	B	Qualified for final B	C	Qualified for final C
DNS	Did Not Start	R	Reserve	R.T.	Reaction Time	US	US Open Record
WJ	World Junior Record	WR	World Record	◆	Junior swimmer		

Official Timekeeping by Omega





2023 TYR Pro Swim Series

Fort Lauderdale, Florida

March 1 - 4



Event 14

3 MAR 2023 - 9:18 AM

Men's 200m Freestyle

Heats

Results Summary

Event Number 14

	Record	Splits			Name	NAT Code	Location	Date
WR	1:42.00	24.23	50.12	1:16.30	BIEDERMANN Paul	GER	Rome (ITA)	28 JUL 2009
AR	1:42.96	24.31	50.29	1:16.84	PHELPS Michael	USA	Beijing (CHN)	12 AUG 2008
US	1:44.10	24.89	51.00	1:17.81	PHELPS Michael	USA	Omaha, NE (USA)	1 JUL 2008
WJ	1:42.97	24.10	50.35	1:16.96	POPOVICI David	ROU	Rome (ITA)	15 AUG 2022

Rank	Heat	Lane	Name	Club Code	Year of Birth	R.T.	50m	100m	150m	Time	Time Behind
1	5	5	ALTAMIR Luiz	BRA	1996	0.62	24.43	51.71	1:19.51	1:47.65	A
								27.28	27.80	28.14	
2	7	3	GAZIEV Ruslan	OSU	1999	0.71	25.00	52.04	1:19.85	1:48.22	0.57 A
								27.04	27.81	28.37	
3	7	4	SMITH Kieran	RAC	2000	0.71	25.64	53.19	1:20.82	1:48.38	0.73 A
								27.55	27.63	27.56	
4	5	4	RICHARDS Matthew	WAL	2002	0.61	24.79	52.41	1:20.39	1:48.57	0.92 A
								27.62	27.98	28.18	
=5	5	3	IGA Jorge	PRVT	1997	0.66	25.49	52.89	1:20.67	1:49.03	1.38 A
								27.40	27.78	28.36	
=5	7	5	JULIAN Trenton	MVN	1998	0.70	25.92	53.87	1:21.71	1:49.03	1.38 A
								27.95	27.84	27.32	
7	1	2	CASAS Shaine	TXLA	1999	0.66	24.66	52.36	1:20.73	1:49.08	1.43 A
								27.70	28.37	28.35	
=8	5	2	KIBLER Drew	CSC-IN	2000	0.66	25.34	53.07	1:21.24	1:49.23	1.58 ?
								27.73	28.17	27.99	
=8	6	5	COSTA Guilherme	BRA	1998	0.68	25.74	53.34	1:21.68	1:49.23	1.58 ?
								27.60	28.34	27.55	
10	6	4	SCHEFFER Fernando	BRA	1998	0.70	25.37	53.50	1:21.75	1:49.55	1.90 B
								28.13	28.25	27.80	
11	7	1	WINKLER Kaii	EA	♦ 2006	0.69	25.68	53.99	1:22.67	1:50.50	2.85 B
								28.31	28.68	27.83	
12	7	6	KNOX Finlay	CAN	2001	0.72	25.50	53.81	1:22.28	1:50.75	3.10 B
								28.31	28.47	28.47	
13	7	7	ALBIERO Nicolas	CARD	1999	0.66	25.66	53.83	1:22.18	1:50.87	3.22 B
								28.17	28.35	28.69	
14	7	8	NAMIR Daniel	UN-AZ	1997	0.64	26.20	54.13	1:22.87	1:50.94	3.29 B
								27.93	28.74	28.07	
15	6	7	LITHERLAND Jay	SUN	1995	0.73	26.16	54.34	1:22.78	1:51.40	3.75 B
								28.18	28.44	28.62	
16	4	3	LANCASTER Kayden	BSS	2004	0.68	26.06	54.42	1:23.25	1:51.68	4.03 B
								28.36	28.83	28.43	
17	6	6	GROTHER Zane	BCH	1992	0.69	25.97	54.16	1:23.35	1:51.83	4.18 C
								28.19	29.19	28.48	
18	1	8	SIVEC Vili	UN-CC	2003	0.66	26.25	54.24	1:23.10	1:51.92	4.27 C
								27.99	28.86	28.82	
19	7	2	TURLEY Luke	GBR	2000	0.63	25.74	54.02	1:22.96	1:52.09	4.44 C
								28.28	28.94	29.13	
20	1	1	FALLS Tanner	ARMY	2001	0.64	26.05	54.01	1:22.82	1:52.31	4.66 C
								27.96	28.81	29.49	
21	2	0	TATE Wes	ARMY	2003	0.69	26.34	55.25	1:23.62	1:52.35	4.70 C
								28.91	28.37	28.73	
22	2	2	NORMAN Aiden	CAN	♦ 2006	0.70	26.43	54.89	1:23.78	1:52.43	4.78 C
								28.46	28.89	28.65	
23	6	1	KALISZ Chase	SUN	1994	0.71	25.95	54.92	1:24.19	1:52.55	4.90 C
								28.97	29.27	28.36	
24	6	9	ACEVEDO Javier	CAN	1998	0.65	26.15	54.94	1:24.00	1:52.56	4.91 C
								28.79	29.06	28.56	

Official Timekeeping by Omega





2023 TYR Pro Swim Series

Fort Lauderdale, Florida

March 1 - 4



Event 14

3 MAR 2023 - 9:18 AM

Men's 200m Freestyle

Heats

Results Summary

Event Number 14

Rank	Heat	Lane	Name	Club Code	Year of Birth	R.T.	50m	100m	150m	Time	Time Behind
25	7	9	KHARUN Ilya	SAND	◆ 2005	0.74	26.66	54.94 28.28	1:24.51 29.57	1:53.18 28.67	5.53 R
26	4	7	CLONTZ Norvin	MAC-NC	◆ 2007	0.76	27.15	55.83 28.68	1:25.01 29.18	1:53.35 28.34	5.70 R
27	6	3	HELD Ryan	NYAC	1995	0.64	25.57	54.54 28.97	1:23.97 29.43	1:53.44 29.47	5.79
28	6	8	de GRUTTOLA CAMPOS	RFK		0.72	26.66	55.32 28.66	1:24.29 28.97	1:53.49 29.20	5.84
29	7	0	SZARANEK Mark	GSC-FL	1995	0.70	26.28	54.76 28.48	1:24.08 29.32	1:53.50 29.42	5.85
30	5	9	CANO FIGUEROA Jose	BULL	2003	0.68	26.01	54.94 28.93	1:24.39 29.45	1:53.61 29.22	5.96
31	6	2	PINFOLD Brett	SHAC	1995	0.76	26.14	54.94 28.80	1:24.86 29.92	1:53.73 28.87	6.08
32	5	0	MATUSZEWSKI Krzysztof	UN-CA	2004	0.67	26.05	54.57 28.52	1:23.86 29.29	1:53.76 29.90	6.11
33	3	6	KNOP Amadeusz	SYS-FL	2004	0.67	26.61	55.37 28.76	1:24.67 29.30	1:53.83 29.16	6.18
34	1	4	FEDDAG Hocine	CAN	2004	0.68	26.30	54.81 28.51	1:24.08 29.27	1:53.84 29.76	6.19
35	4	0	AYERS Alex	MAC-NC	◆ 2005	0.74	27.71	56.74 29.03	1:25.27 28.53	1:53.87 28.60	6.22
36	1	7	DWYER Sean	ARMY	2001	0.71	26.63	54.78 28.15	1:24.15 29.37	1:53.94 29.79	6.29
=37	3	9	SAUVE Antoine	CAN	◆ 2005	0.67	26.93	55.82 28.89	1:25.33 29.51	1:53.98 28.65	6.33
=37	4	5	SANDERS Grant	TBAY	1997	0.75	26.41	55.35 28.94	1:24.73 29.38	1:53.98 29.25	6.33
39	2	8	VEGA Alberto	CRC	◆ 2005	0.64	26.41	55.14 28.73	1:24.68 29.54	1:54.10 29.42	6.45
40	5	7	LAMASTRA Connor	DYNA	1998	0.67	26.44	55.05 28.61	1:24.86 29.81	1:54.21 29.35	6.56
41	3	4	SCHNEIDER Arthur	UN-CC	2002	0.75	26.33	55.03 28.70	1:24.62 29.59	1:54.37 29.75	6.72
42	6	0	MELBOURNE-SMITH Tyler	WAL	◆ 2005	0.76	26.52	55.52 29.00	1:25.12 29.60	1:54.38 29.26	6.73
43	5	8	WILLIAMS Josh	WAL	2002	0.71	26.36	54.94 28.58	1:24.50 29.56	1:54.42 29.92	6.77
44	3	7	SANTISO Matias	ARG	2004	0.65	26.54	55.77 29.23	1:25.38 29.61	1:54.43 29.05	6.78
45	4	1	RICHARDSON Steve	GSC-FL	1995	0.74	26.43	55.03 28.60	1:25.08 30.05	1:54.46 29.38	6.81
46	2	4	HINCKLEY Charlie	VILL	2001	0.70	26.94	56.14 29.20	1:25.50 29.36	1:54.50 29.00	6.85
47	2	3	GLOVER George	UN-MR	2002	0.60	26.51	55.75 29.24	1:25.17 29.42	1:54.74 29.57	7.09
48	3	2	SKINNER Xander	SUN	1998	0.70	26.51	55.56 29.05	1:25.60 30.04	1:54.81 29.21	7.16
49	4	8	DAGENAIS Victor	CAN	2004	0.67	26.36	55.20 28.84	1:24.88 29.68	1:54.84 29.96	7.19
50	3	3	PAISLEY Timo	FAA	2003	0.65	26.49	55.06 28.57	1:24.44 29.38	1:54.89 30.45	7.24
51	1	0	TANSILL Ian	ARMY	2001	0.72	26.64	55.52 28.88	1:25.04 29.52	1:55.04 30.00	7.39

Official Timekeeping by Omega





2023 TYR Pro Swim Series

Fort Lauderdale, Florida

March 1 - 4



Event 14

3 MAR 2023 - 9:18 AM

Men's 200m Freestyle

Heats

Results Summary

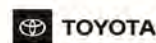
Event Number 14

Rank	Heat	Lane	Name	Club Code	Year of Birth	R.T.	50m	100m	150m	Time	Time Behind
52	2	1	WHITE Liam	WAL	1998	0.63	26.48	55.63 29.15	1:24.64 29.01	1:55.09 30.45	7.44
53	1	3	ROMERO SERRANO Caleb	RAC	◆ 2007	0.64	26.16	55.28 29.12	1:25.28 30.00	1:55.58 30.30	7.93
54	4	6	ARAYA Gabriel	UN-FL	1999	0.74	26.54	55.74 29.20	1:25.75 30.01	1:55.59 29.84	7.94
55	3	5	WEIGEL Isaac	IFLY	2003	0.61	25.93	54.75 28.82	1:25.02 30.27	1:55.73 30.71	8.08
56	3	0	BAFFICO Felipe	SYS-FL	◆ 2005	0.67	27.12	56.61 29.49	1:26.45 29.84	1:56.05 29.60	8.40
57	2	5	ALSHAMROUKH Sauod	CSSC	2003	0.72	27.21	56.69 29.48	1:26.17 29.48	1:56.08 29.91	8.43
58	4	2	WEISEL Elliot	RCKT	◆ 2005	0.73	26.07	54.87 28.80	1:25.25 30.38	1:57.13 31.88	9.48
59	3	1	BARRIEAULT Brice	ARMY	2003	0.65	26.92	56.34 29.42	1:26.73 30.39	1:57.32 30.59	9.67
60	2	6	KURUCZ Leo	TST-MV	2004	0.64	26.74	56.32 29.58	1:26.72 30.40	1:57.37 30.65	9.72
61	3	8	TOLENTINO Seth	BSS	◆ 2005	0.72	27.02	56.36 29.34	1:26.92 30.56	1:57.85 30.93	10.20
62	1	5	BARTEE Granger	MAC-NC	◆ 2006	0.76	26.67		1:26.26	1:58.05 31.79	10.40
63	2	7	SOHOVICH Xavier	BSS	◆ 2007	0.66	26.85	56.45 29.60	1:27.35 30.90	1:58.08 30.73	10.43
	1	6	VEGAS Armando	UN-IN	2002					DNS	
	1	9	RANKIN Will	ARMY	2000					DNS	
	2	9	KYSER Landon	BSS	◆ 2006					DNS	
	4	4	FELT Dylan	SFTL	2004					DNS	
	4	9	DARDIS Paul	CAN	◆ 2006					DNS	
	5	1	GRIESHOP Sean	CAL	1998					DNS	
	5	6	EL KAMASH Marwan	EGY	1993					DNS	

Legend:

?	Involved in swim-off	A	Qualified for final A	AR	American Record	B	Qualified for final B
C	Qualified for final C	DNS	Did Not Start	R	Reserve	R.T.	Reaction Time
US	US Open Record	WJ	World Junior Record	WR	World Record	◆	Junior swimmer

Official Timekeeping by Omega





2023 TYR Pro Swim Series

Fort Lauderdale, Florida

March 1 - 4



Event 15

3 MAR 2023 - 9:38 AM

Women's 50m Breaststroke

Heats

Results Summary

Event Number 15

	Record	Name	NAT Code	Location	Date
WR	29.30	PILATO Benedetta	ITA	Budapest (HUN)	22 MAY 2021
AR	29.40	KING Lilly	USA	Budapest (HUN)	30 JUL 2017
US	29.62	KING Lilly	USA	Santa Clara, CA (USA)	10 JUN 2018
WJ	29.30	PILATO Benedetta	ITA	Budapest (HUN)	22 MAY 2021

Rank	Heat	Lane	Name	Club Code	Year of Birth	R.T.	Time	Time Behind
1	4	5	CLARK Imogen	GBR	1999	0.66	30.47	A
2	3	6	KING Lilly	ISC	1997	0.70	30.97	0.50 A
3	3	3	BERNHARDT Rachel	TEAM	1995	0.67	31.09	0.62 A
4	3	4	HANLON Kara	GBR	1997	0.68	31.36	0.89 A
5	4	2	VOVK Tara	MIA	2000	0.72	31.59	1.12 A
6	4	3	HAUGHEY S.B.	HKG	1997	0.71	31.67	1.20 A
7	4	4	CEBALLOS Macarena Aileen	ARG	1995	0.67	31.86	1.39 A
8	2	6	LAZOR Annie	ISC	1994	0.72	31.90	1.43 A
9	2	4	ANGUS Sophie	CAN	1999	0.70	31.98	1.51 B
10	3	5	WOG Kelsey	CAN		0.66	32.21	1.74 B
11	3	7	SANTOS Emily	MVAC	2005	0.71	32.37	1.90 B
12	2	5	VIEIRA Ana Carolina	BRA	2001	0.66	32.41	1.94 B
13	2	7	ESCASA Charlize	SWAQ	2004	0.65	32.63	2.16 B
14	4	7	RAINEY Grace	MAC-NC	2004	0.75	32.73	2.26 B
15	2	2	LARSEN Caroline	FOXJ	♦2006	0.69	32.77	2.30 B
16	2	3	KLAMFOTH Avery	MAC-NC	♦2007	0.73	32.92	2.45 B
17	3	1	BOZZUTO Aly	FASTFG	♦2006	0.65	33.04	2.57 C
=18	1	3	MIGAULT Aurelie	ARMY	2002	0.70	33.09	2.62 C
=18	3	2	MAKAROVA Stasya	AU	2003	0.66	33.09	2.62 C
20	1	6	KLEINSMITH Maggie	VILL	2001	0.73	33.10	2.63 C
21	1	5	ANDERSON Olivia	AQJT	1997	0.75	33.31	2.84 C
22	2	8	BARTLETT Calysta	UN-CA	2002	0.73	33.41	2.94 C
23	4	6	ORTEGA GIL Mariana	MEX	2003	0.68	33.70	3.23 C
24	1	2	REYNERA Caitlin	UN-NC	2000	0.73	33.87	3.40 C
25	2	1	DINEHART Olivia	SOFL	2005	0.75	33.93	3.46 R
26	4	1	WEYANT Gracie	SYS-FL	2005	0.73	34.07	3.60 R
27	1	7	GILMORE Catriona	ARMY	2004	0.63	34.37	3.90
28	3	9	WARNICK Lucy	SAND	♦2006	0.63	34.59	4.12
29	1	4	ATEN Danica	SYS-FL	♦2008	0.74	34.60	4.13
30	3	0	LEACH Riley	SYS-FL	♦2007	0.65	34.65	4.18
31	3	8	BOTTING Riley	PCS	2005	0.73	34.69	4.22
32	4	8	HUNT Grace	YSSC	♦2007	0.80	34.76	4.29
33	1	1	McLEMORE Tawannah	TSA	2005	0.65	34.79	4.32
34	1	0	BRUINING Heidi	UN-NC	2004	0.74	34.92	4.45
35	2	0	LIN Sara	PCS	♦2006	0.65	35.04	4.57
36	1	8	MONK Ivy	MAC-NC	♦2006	0.72	35.12	4.65
37	4	9	SHAHBOZ Gwen	GSC-FL	2005	0.67	35.80	5.33
	2	9	ERICSON Alex	SAS	2004		DNS	
	4	0	LYN Sabrina	BSS	2004		DNS	

Legend:

A	Qualified for final A	AR	American Record	B	Qualified for final B	C	Qualified for final C
DNS	Did Not Start	R	Reserve	R.T.	Reaction Time	US	US Open Record
WJ	World Junior Record	WR	World Record	♦	Junior swimmer		

Official Timekeeping by Omega





2023 TYR Pro Swim Series

Fort Lauderdale, Florida

March 1 - 4



Event 16

3 MAR 2023 - 9:45 AM

Men's 50m Breaststroke

Heats

Results Summary

Event Number 16

	Record	Name	NAT Code	Location	Date
WR	25.95	PEATY Adam	GBR	Budapest (HUN)	25 JUL 2017
AR	26.45	FINK Nic	USA	Budapest (HUN)	21 JUN 2022
US	26.52	ANDREW Michael	USA	Greensboro, NC (USA)	28 APR 2022
WJ	26.97	MARTINENGI Nicolo	ITA	Riccione (ITA)	4 APR 2017

Rank	Heat	Lane	Name	Club Code	Year of Birth	R.T.	Time	Time Behind
1	5	1	ANDREW Michael	MASA	1999	0.69	26.84	A
2	6	8	COPE Tommy	CW	1997	0.66	27.72	0.88 A
3	6	1	FINK Nic	MAAC	1993	0.73	27.73	0.89 A
4	5	4	MILLER Cody	SAND	1992	0.74	27.85	1.01 A
5	7	8	HORREGO Julio	SOFL	1998	0.72	28.10	1.26 A
6	6	4	SWANSON Charlie	NOVAVA	1998	0.65	28.17	1.33 A
7	7	3	FRASER Lewis	WAL	2000	0.59	28.21	1.37 A
8	7	4	BUTLER Gregory	GBR	2000	0.73	28.27	1.43 A
9	7	6	SIMPSON Neil	CAN	1999	0.62	28.31	1.47 B
10	7	5	NEWMAN Bradley	WAL	2001	0.67	28.55	1.71 B
11	6	6	NG Yan Kin	HKG	1997	0.61	28.62	1.78 B
12	5	0	McDANIEL Rylan	OSU	2004	0.64	28.70	1.86 B
13	2	8	SMILEY Dylan	MCDA	♦ 2005	0.63	28.77	1.93 B
14	2	2	RANKIN Kohen	ARMY	2003	0.62	28.78	1.94 B
15	1	4	HIGDON Tom	SYS-SN	1998	0.67	28.79	1.95 B
16	6	3	TAIVASSALO Brayden	CAN	2004	0.61	28.83	1.99 B
17	5	5	CHAVEZ GONZALEZ Miguel	MEX	1995	0.62	29.00	2.16 C
18	5	8	PILGER Maximilian	ISC	1996	0.73	29.11	2.27 C
19	4	6	RYAN Jake	PRVT	2002	0.60	29.23	2.39 C
20	7	7	CANTU MIRANDA R.G.	MEX	2004	0.61	29.25	2.41 C
21	6	9	HECK Will	BSS	2004	0.67	29.26	2.42 C
22	5	9	CRUZ Esteban	AZFL	2002	0.65	29.28	2.44 C
23	4	4	STEWART Asa	ACE	2001	0.63	29.40	2.56 C
24	7	9	McKEE Anton	PRVT	1993	0.68	29.47	2.63 C
25	5	2	OMIELAN Glen	PCSC	2004	0.60	29.48	2.64 R
26	4	3	HEARY Liam	SYS-FL	♦ 2005	0.70	29.53	2.69 R
=27	4	5	THOMPSON Mark-Anthony	AZFL	2002	0.71	29.59	2.75
=27	5	3	VEIT Eric	BHA	1998	0.64	29.59	2.75
29	1	5	BANNISTER Bruce	ARMY	2001	0.68	29.61	2.77
30	6	0	CAMPBELL Kito	AZFL	2003	0.62	29.63	2.79
31	3	6	GROENEWOLD Calvin	UN-IL	2002	0.63	29.67	2.83
32	5	6	RESTO Diego Andres	PUR	♦ 2005	0.65	29.68	2.84
33	3	8	GONZALEZ George	UN-FG	♦ 2007	0.72	29.75	2.91
34	7	2	LANDRY Alexandre	CAN	2003	0.67	29.76	2.92
35	3	3	POLYAK Joe	IFLY	♦ 2006	0.64	29.90	3.06
36	2	7	HAO Kevin	ALTO	2000	0.67	29.97	3.13
37	4	8	MARTIN Giulian	CANE	♦ 2006	0.68	29.98	3.14
38	4	9	SNYDER Noah	CSTE	2001	0.68	30.09	3.25
39	5	7	HECK Drew	BSS	2004	0.68	30.14	3.30
40	4	0	SANTANA Breno	AZFL	♦ 2005	0.74	30.19	3.35
=41	3	1	McNAMARA John	BSS	♦ 2006	0.61	30.25	3.41
=41	7	0	SANES Adriel	STAR	1998	0.70	30.25	3.41
43	3	7	COLMENARES Javier	SOFL	♦ 2006	0.60	30.27	3.43

Official Timekeeping by Omega





2023 TYR Pro Swim Series

Fort Lauderdale, Florida

March 1 - 4



Event 16

3 MAR 2023 - 9:45 AM

Men's 50m Breaststroke

Heats

Results Summary

Event Number 16

Rank	Heat	Lane	Name	Club Code	Year of Birth	R.T.	Time	Time Behind
44	4	1	LANZAFAME Salvatore	AZFL	♦ 2006	0.63	30.28	3.44
45	6	5	EVDOKIMOV Ilya	TEAM	1996	0.68	30.32	3.48
46	2	0	PORCH Wyatt	BSS	♦ 2006	0.65	30.40	3.56
47	1	3	HALLORAN Henry	VILL	2002	0.68	30.54	3.70
48	4	7	STANKIEWICZ Chris	TANK	1998	0.62	30.55	3.71
49	4	2	CADOGAN Shane	ALTO	2001	0.58	30.60	3.76
50	2	4	ECKERMAN Max	SYS-FL	2004	0.65	30.83	3.99
51	2	3	DROTAR Zach	CATO	♦ 2005	0.70	30.92	4.08
52	3	9	SHAFFER Nick	FAA	2002	0.68	31.08	4.24
53	7	1	TIRADO Ryan	PUR	♦ 2005	0.64	31.16	4.32
54	6	7	THOMAS Nathan	CAN	♦ 2005	0.66	31.31	4.47
55	2	5	ATEN Casey	SYS-FL	♦ 2005	0.68	31.70	4.86
56	2	6	ROHACS Caleb	MELB	♦ 2006	0.58	32.18	5.34
57	3	5	CLINTON Harrison	CAC	2003	0.67	33.65	6.81
		2	BOWEN Dowl	BSS	2004		DNS	
		3	ROMMANEKOCHCHAKO.	BSS	♦ 2005		DNS	
		3	ZAMIR Eldad	BSS	♦ 2006		DNS	
		3	MARTIN Dario	OSC	2004		DNS	
		6	ONUR Sinan	CAN	♦ 2005		DNS	

Legend:							
A	Qualified for final A	AR	American Record	B	Qualified for final B	C	Qualified for final C
DNS	Did Not Start	R	Reserve	R.T.	Reaction Time	US	US Open Record
WJ	World Junior Record	WR	World Record	♦	Junior swimmer		

Official Timekeeping by Omega





2023 TYR Pro Swim Series

Fort Lauderdale, Florida

March 1 - 4



Event 316

3 MAR 2023 - 11:24 AM

Men's 50m Breaststroke

Results

Event Number 16

	Record	Name	NAT Code	Location	Date
WR	25.95	PEATY Adam	GBR	Budapest (HUN)	25 JUL 2017
AR	26.45	FINK Nic	USA	Budapest (HUN)	21 JUN 2022
US	26.52	ANDREW Michael	USA	Greensboro, NC (USA)	28 APR 2022
WJ	26.97	MARTINENGHI Nicolo	ITA	Riccione (ITA)	4 APR 2017

Rank	Lane	Name	Club Code	R.T.	Time	Time Behind
1	4	THOMPSON Mark-Anthony	AZFL	0.67	29.15	
2	5	VEIT Eric	BHA	0.64	29.43	0.28

Legend:

AR American Record **R.T.** Reaction Time **US** US Open Record **WJ** World Junior Record
WR World Record

Official Timekeeping by Omega





2023 TYR Pro Swim Series

Fort Lauderdale, Florida

March 1 - 4



Event 17

3 MAR 2023 - 9:55 AM

Women's 50m Butterfly

Heats

Results Summary

Event Number 17

	Record	Name	NAT Code	Location	Date
WR	24.43	SJOESTROEM Sarah	SWE	Boras (SWE)	5 JUL 2014
AR	25.38	HUSKE Torri	USA	Budapest (HUN)	23 JUN 2022
US	25.46	IKEE Rikako	JPN	Indianapolis, IN (USA)	26 AUG 2017
WJ	25.46	IKEE Rikako	JPN	Indianapolis (USA)	26 AUG 2017

Rank	Heat	Lane	Name	Club Code	Year of Birth	R.T.	Time	Time Behind
1	5	8	WEITZEIL Abbey	CAL	1996	0.68	26.37	A
2	6	4	BECKMANN Emilie	DEN	1997	0.71	26.58	0.21 A
3	7	5	SAVARD Katerine	CAN	1993	0.67	26.71	0.34 A
4	6	8	HINDS Natalie	GSC-FL	1993	0.66	27.04	0.67 A
5	5	3	MIKKELSEN Amalie	DEN	1997	0.71	27.23	0.86 A
6	5	5	BROWN Erika	TNAQ	1998	0.70	27.31	0.94 A
7	7	0	LYON Lily	MWA	2000	0.60	27.33	0.96 A
=8	5	4	JONES Harriet	WAL	1997	0.68	27.55	1.18 ?
=8	7	9	WILHELM Kiley	LIFE	2004	0.76	27.55	1.18 ?
=10	3	2	LARSEN Caroline	FOXJ	♦ 2006	0.71	27.57	1.20 B
=10	7	7	MANUEL Simone	SUN	1996	0.73	27.57	1.20 B
12	7	6	CANNINGS Kamryn	CAN	2005	0.67	27.59	1.22 B
13	6	0	MENESES KOVACS Athena	TEAM	2004	0.65	27.64	1.27 B
14	7	3	GINGRICH Leah	HURR	1990	0.63	27.74	1.37 B
15	6	6	CEBALLOS Macarena Aileen	ARG	1995	0.67	27.76	1.39 B
16	5	6	BECERRA QUINTANIL.	SMU	2001	0.68	27.80	1.43 B
17	3	8	OWEN Sarah Paisley	MAAC	♦ 2008	0.70	27.90	1.53 C
18	6	3	PACHECO CUNHA Mariana	POR	2004	0.72	27.97	1.60 C
19	4	6	GERSPER Aspen	SAS	2005	0.65	28.08	1.71 C
20	2	0	COLE Meghan	ARMY	2003	0.67	28.20	1.83 C
21	6	1	PADRON Beatriz	CRC	2003	0.66	28.26	1.89 C
22	3	4	BALZANO Gioia	EA	♦ 2008	0.66	28.27	1.90 C
23	6	9	SAUICKIE Addison	SYS-FL	♦ 2006	0.69	28.28	1.91 C
=24	4	1	CROOKS Jillian	TAC-NC	♦ 2006	0.64	28.41	2.04 ?
=24	6	7	DALEY Elan	CAN	2005	0.71	28.41	2.04 ?
26	3	7	McCRANIE Julianne	PCS	♦ 2006	0.72	28.44	2.07 R
=27	3	6	ARCHIBALD Lily	RAC	♦ 2007	0.73	28.54	2.17
=27	7	2	MONTEIRO Ana Catarina	POR	1993	0.68	28.54	2.17
=29	3	3	MURPHY Julia	BSS	♦ 2006	0.60	28.55	2.18
=29	4	5	LYN Sabrina	BSS	2004	0.65	28.55	2.18
31	6	2	ARROYO CUARA Laura Sofia	MEX	1997	0.66	28.61	2.24
32	4	2	LOJEWSKI Ada	BD	♦ 2006	0.68	28.64	2.27
=33	2	9	MURRAY Kate	WRAT	♦ 2006	0.63	28.71	2.34
=33	4	4	BANOS Samantha	UCSB	2004	0.69	28.71	2.34
35	5	2	MASSEY Ashlyn	CAN	♦ 2006	0.81	28.72	2.35
36	7	1	LITTLEJOHN Laura	NZL	2004	0.71	28.74	2.37
37	5	0	JORGE Sofia	MACM	♦ 2008	0.73	28.76	2.39
38	2	7	HEIZER Abigail	SPAC	♦ 2006	0.63	28.85	2.48
39	4	9	WONG Anthea	UN-MR	2002	0.69	28.89	2.52
40	2	5	BOZZUTO Aly	FASTFG	♦ 2006	0.64	28.91	2.54
41	3	0	GRABOWSKI Jacqueline	FAA	1998	0.71	29.06	2.69
42	1	7	CROSSLEY Christie	OCY		0.79	29.09	2.72
43	4	7	LEE Arabella	VILL	2004	0.69	29.10	2.73

Official Timekeeping by Omega





2023 TYR Pro Swim Series

Fort Lauderdale, Florida

March 1 - 4



Event 17

3 MAR 2023 - 9:55 AM

Women's 50m Butterfly

Heats

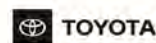
Results Summary

Event Number 17

Rank	Heat	Lane	Name	Club Code	Year of Birth	R.T.	Time	Time Behind
44	3	5	ZBORAN Abigail	SPAC	2004	0.69	29.13	2.76
=45	1	1	McLEMORE Tawannah	TSA	2005	0.63	29.19	2.82
=45	5	7	VIEIRA Ana Carolina	BRA	2001	0.67	29.19	2.82
47	5	9	KALAWSKA Sara	UN-NC	2003	0.71	29.23	2.86
=48	1	4	KROENING Maggie	ARMY	2002	0.66	29.31	2.94
=48	1	6	WILSON Camrynn	YSSC	2005	0.73	29.31	2.94
=48	4	0	MEJIA ARCE Lucero	MVAC	♦ 2007	0.69	29.31	2.94
=48	4	8	KUDLAC Riley	LEHY	2005	0.71	29.31	2.94
52	4	3	RAINEY Grace	MAC-NC	2004	0.79	29.35	2.98
53	2	2	QUINONES Laniey	VILL	2003	0.68	29.36	2.99
54	2	6	RICHARDSON Jory	MAAC	2005	0.72	29.56	3.19
55	3	9	COVINGTON Jayla	BSS	♦ 2006	0.63	29.61	3.24
56	1	5	WHITE Katie	VILL	2004	0.76	29.63	3.26
57	2	4	HERRERA Emma	FASTFG	♦ 2006	0.68	29.66	3.29
58	2	3	SMUTNY Maddie	SOFL	2005	0.63	29.74	3.37
59	2	1	DINEHART Elena	SOFL	2005	0.69	29.77	3.40
60	3	1	KUDLAC Avery	LEHY	2005	0.73	30.01	3.64
61	5	1	del RIO BROWN Portia	PUR	2000	0.74	30.11	3.74
62	1	3	BENSON Molly	VILL	2002	0.72	31.23	4.86
	2	8	ATEN Danica	SYS-FL	♦ 2008		DNS	
	6	5	JANSEN Ella	CAN	2005		DNS	
	7	4	KEPP JENSEN Julie	DEN	2000		DNS	
	7	8	CHAN Ella	BSS	♦ 2006		DNS	

Legend:							
?	Involved in swim-off	A	Qualified for final A	AR	American Record	B	Qualified for final B
C	Qualified for final C	DNS	Did Not Start	R	Reserve	R.T.	Reaction Time
US	US Open Record	WJ	World Junior Record	WR	World Record	♦	Junior swimmer

Official Timekeeping by Omega





2023 TYR Pro Swim Series

Fort Lauderdale, Florida

March 1 - 4



Event 317

3 MAR 2023 - 11:27 AM

Women's 50m Butterfly

Results

Event Number 17

	Record	Name	NAT Code	Location	Date
WR	24.43	SJOESTROEM Sarah	SWE	Boras (SWE)	5 JUL 2014
AR	25.38	HUSKE Torri	USA	Budapest (HUN)	23 JUN 2022
US	25.46	IKEE Rikako	JPN	Indianapolis, IN (USA)	26 AUG 2017
WJ	25.46	IKEE Rikako	JPN	Indianapolis (USA)	26 AUG 2017

Rank	Lane	Name	Club Code	R.T.	Time	Time Behind
1	5	JONES Harriet	WAL	0.66	27.07	
2	6	WILHELM Kiley	LIFE	0.73	27.62	0.55
3	2	ARCHIBALD Lily	RAC	0.76	28.46	1.39
4	3	MONTEIRO Ana Catarina	POR	0.63	28.53	1.46

Legend:

AR American Record **R.T.** Reaction Time **US** US Open Record **WJ** World Junior Record
WR World Record

Official Timekeeping by Omega





2023 TYR Pro Swim Series

Fort Lauderdale, Florida

March 1 - 4



Event 18

3 MAR 2023 - 10:08 AM

Men's 50m Butterfly

Heats

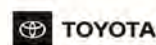
Results Summary

Event Number 18

	Record	Name	NAT Code	Location	Date
WR	22.27	GOVOROV Andrii	UKR	Rome (ITA)	1 JUL 2018
AR	22.35	DRESSEL Caeleb	USA	Gwangju (KOR)	22 JUL 2019
US	22.84	DRESSEL Caeleb	USA	Greensboro, NC (USA)	27 APR 2022
WJ	22.96	MATOS RIBEIRO Diogo	USA	Lima (PER)	3 SEP 2022

Rank	Heat	Lane	Name	Club Code	Year of Birth	R.T.	Time	Time Behind
=1	9	9	CARTER Dylan	ISC	1996	0.69	23.25	A
=1	10	9	ANDREW Michael	MASA	1999	0.69	23.25	A
3	3	1	CASAS Shaine	TXLA	1999	0.62	23.61	0.36 A
4	8	4	MATOS RIBEIRO Diogo	POR	2004	0.66	23.80	0.55 A
5	7	3	KHARUN Ilya	SAND	◆ 2005	0.69	23.96	0.71 A
6	8	9	HARTING Zach	CARD	1997	0.64	23.98	0.73 A
7	8	3	CARSWELL Tom	WAL	2000	0.68	24.12	0.87 A
8	10	3	FRASER Lewis	WAL	2000	0.58	24.25	1.00 A
9	10	4	KUSCH Marius	ISC	1993	0.68	24.27	1.02 B
10	9	4	JULIAN Trenton	MVN	1998	0.68	24.39	1.14 B
11	6	5	ARMSTRONG Hunter	CAL	2001	0.66	24.43	1.18 B
12	9	5	MOTA Kayky	BRA	1999	0.64	24.46	1.21 B
13	9	3	DUARTE NASCIMENTO Miguel	POR	1995	0.60	24.49	1.24 B
14	7	4	RATIU George	UN-CA	2000	0.65	24.52	1.27 B
15	7	6	HELD Ryan	NYAC	1995	0.66	24.68	1.43 B
16	8	5	INGRAM Jamie	GBR	1998	0.73	24.70	1.45 B
17	10	2	RESS Justin	MVN	1997	0.67	24.74	1.49 C
=18	7	0	MOUSALEM Iago	MAAC	1998	0.62	24.79	1.54 C
=18	7	2	IGA Jorge	PRVT	1997	0.68	24.79	1.54 C
20	10	5	KNOX Finlay	CAN	2001	0.68	24.85	1.60 C
21	7	7	GONZALEZ Luciano	SOFL	1994	0.63	24.87	1.62 C
22	7	8	HUSSEIN Ahmed	FAA	2001	0.66	24.91	1.66 C
=23	5	6	SMILEY Dylan	MCDA	◆ 2005	0.63	24.96	1.71 C
=23	8	1	MARSHALL Jonny	FASTLE	2004	0.68	24.96	1.71 C
25	6	3	ALBIERO Nicolas	CARD	1999	0.62	24.97	1.72 R
26	8	6	PINTO URBANA A.F.	MEX	1999	0.60	24.98	1.73 R
27	1	7	HEIDRICH Jerome	MVN	1994	0.68	24.99	1.74
28	7	1	ODLUM-SMITH Jayhan	AZFL	2002	0.67	25.02	1.77
29	6	1	BALBI Diego	SAS	◆ 2005	0.65	25.11	1.86
30	6	4	MORALES Josiah	PAQ	1994	0.65	25.13	1.88
31	10	7	COPE Tommy	CW	1997	0.62	25.14	1.89
32	7	9	VINCENT Davidson	AZFL	2001	0.66	25.27	2.02
33	6	6	DUSA Matej	QU	2000	0.61	25.29	2.04
=34	4	8	RUBIN Jacob	EAJ	2000	0.67	25.32	2.07
=34	5	3	BAFFICO Felipe	SYS-FL	◆ 2005	0.66	25.32	2.07
36	10	1	OMIELAN Glen	PCSC	2004	0.59	25.36	2.11
37	1	4	VORTHMANN Ben	ARMY	2004	0.64	25.39	2.14
38	5	4	RAMIREZ CARRANZA Daniel	WASC	1992	0.61	25.40	2.15
39	9	7	DUNCAN Nicholas	CAN	◆ 2006	0.68	25.42	2.17
40	6	9	VASQUEZ Carlos	UN-FG	2000	0.66	25.44	2.19
41	10	8	HILL Aidan	MAC-NC	◆ 2005	0.74	25.47	2.22
42	6	7	WILLIAMS Sidrell	AZFL	1996	0.68	25.51	2.26
43	5	5	ORTIZ FLORES Louis	RAC	1999	0.64	25.52	2.27

Official Timekeeping by Omega





2023 TYR Pro Swim Series

Fort Lauderdale, Florida

March 1 - 4



Event 18

3 MAR 2023 - 10:08 AM

Men's 50m Butterfly

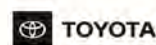
Heats

Results Summary

Event Number 18

Rank	Heat	Lane	Name	Club Code	Year of Birth	R.T.	Time	Time Behind
44	9	0	SKINNER Xander	SUN	1998	0.67	25.57	2.32
45	9	2	URBINA PRIETO Ricardo	MEX	1997	0.60	25.58	2.33
46	3	0	WEIGEL John	IFLY	◆ 2005	0.65	25.59	2.34
47	8	7	BONNICHSEN Kasper	DEN	2002	0.71	25.64	2.39
48	4	6	ROHACS Caleb	MELB	◆ 2006	0.59	25.71	2.46
=49	3	4	WINKLER Finn	EA	2004	0.62	25.72	2.47
=49	6	8	HILL Xavier	UN-CO	2004	0.64	25.72	2.47
51	10	0	KROLL John	MAC-NC	◆ 2006	0.62	25.83	2.58
52	6	2	de CASTRO Frederico	CAC	1989	0.72	25.87	2.62
53	5	7	SANDERS Grant	TBAY	1997	0.77	25.89	2.64
=54	4	0	TADIC Nikola	SWAQ	2004	0.63	25.93	2.68
=54	4	3	HEARY Liam	SYS-FL	◆ 2005	0.72	25.93	2.68
56	5	2	LANZAFAME Salvatore	AZFL	◆ 2006	0.66	25.96	2.71
57	4	2	BONUGLIA Valerio	SAS	2004	0.62	25.99	2.74
58	3	9	PATTERSON Nolan	GA	◆ 2005	0.68	26.08	2.83
59	4	1	GONZALEZ George	UN-FG	◆ 2007	0.70	26.13	2.88
=60	2	2	MOWERY Jack	ARMY	2001	0.67	26.15	2.90
=60	5	0	McGRADY Colton	SPAC	2004	0.62	26.15	2.90
62	1	2	HEALEY Matthew	UN-PV	1998	0.64	26.16	2.91
=63	2	1	SPILLERS Lucas	BSS	◆ 2005	0.63	26.18	2.93
=63	2	8	HERTWIG Kyle	CAC	2004	0.73	26.18	2.93
65	8	0	BOWEN Dowl	BSS	2004	0.59	26.19	2.94
66	2	4	DUNBAR Jack	GA	2004	0.71	26.21	2.96
67	9	1	OCTAVIO SEBASTIAN	MEX	2002	0.65	26.26	3.01
68	3	5	SIERS Aidan	SYS-FL	◆ 2006	0.75	26.35	3.10
69	5	1	PERIBONIO AVILA Tom	FASTFL	1996	0.64	26.41	3.16
70	3	6	LOPEZ-CASULA Marcoaurelio	EA	2004	0.60	26.44	3.19
71	2	7	JAO Nathan	ARMY	2004	0.67	26.48	3.23
72	2	6	ANDREW Lachlan	BSS	2003	0.67	26.49	3.24
73	5	8	WEISEL Elliot	RCKT	◆ 2005	0.71	26.54	3.29
74	1	5	HEMINGWAY Patrick	VILL	2002	0.69	26.59	3.34
75	2	5	RUSSELL Kellen	TAC-NC	2004	0.78	26.61	3.36
76	3	2	ECKERMAN Max	SYS-FL	2004	0.65	26.73	3.48
77	8	8	PARISE Zachary	CAN	◆ 2006	0.72	26.74	3.49
78	4	7	HUBERG Hudson	IFLY	◆ 2007	0.69	26.79	3.54
=79	3	3	SMITH Noah	FASTFG	◆ 2005	0.59	26.86	3.61
=79	3	7	MARTIN Giulian	CANE	◆ 2006	0.69	26.86	3.61
81	5	9	CLINTON Harrison	CAC	2003	0.70	26.90	3.65
82	4	5	SMILEY Drew	YSSC	2004	0.63	26.92	3.67
83	1	8	BESHARAT Aria	NMST	2004	0.71	27.19	3.94
84	3	8	COLMENARES Javier	SOFL	◆ 2006	0.58	27.30	4.05
85	2	9	FELT Dylan	SFTL	2004	0.60	27.43	4.18
86	1	6	NOWICKI Justin	VICT	◆ 2005	0.68	27.86	4.61
87	1	1	GROENEWOLD Calvin	UN-IL	2002	0.63	28.08	4.83
88	1	3	GUTIERREZ Santiago	SAND	2003	0.71	30.47	7.22
	2	0	BARCSAK Ambrus	SAS	2004		DNS	
	2	3	SOHOVICH Xavier	BSS	◆ 2007		DNS	
	4	4	MARTIN Dario	OSC	2004		DNS	
	4	9	CADOGAN Shane	ALTO	2001		DNS	
	6	0	VEGAS Armando	UN-IN	2002		DNS	

Official Timekeeping by Omega





2023 TYR Pro Swim Series

Fort Lauderdale, Florida

March 1 - 4



Event 18

3 MAR 2023 - 10:08 AM

Men's 50m Butterfly

Heats

Results Summary

Event Number 18

Rank	Heat	Lane	Name	Club Code	Year of Birth	R.T.	Time	Time Behind
	7	5	STEWART Coleman	WOLF	1998		DNS	
	8	2	CASTRO Frederico	BRA	1989		DNS	
	9	6	ALTAMIR Luiz	BRA	1996		DNS	
	9	8	MATUSZEWSKI Krzysztof	UN-CA	2004		DNS	
	10	6	YENTOU HO Ian	HKG	1997		DSQ	

Legend:

A	Qualified for final A	AR	American Record	B	Qualified for final B
C	Qualified for final C	DNS	Did Not Start	DSQ	Disqualified
R	Reserve	R.T.	Reaction Time	US	US Open Record
WJ	World Junior Record	WR	World Record	♦	Junior swimmer

Official Timekeeping by Omega





2023 TYR Pro Swim Series

Fort Lauderdale, Florida

March 1 - 4



Event 19

3 MAR 2023 - 10:25 AM

Women's 200m Backstroke

Heats

Results Summary

Event Number 19

	Record	Splits	Name	NAT Code	Location	Date
WR	2:03.35	29.06 1:00.37 1:31.84	SMITH Regan	USA	Gwangju (KOR)	26 JUL 2019
AR	2:03.35	29.06 1:00.37 1:31.84	SMITH Regan	USA	Gwangju (KOR)	26 JUL 2019
US	2:05.08	29.99 1:01.49 1:33.31	BACON Phoebe	USA	Greensboro, NC (USA)	27 APR 2022
WJ	2:03.35	29.06 1:00.37 1:31.84	SMITH Regan	USA	Gwangju (KOR)	26 JUL 2019

Rank	Heat	Lane	Name	Club Code	Year of Birth	R.T.	50m	100m	150m	Time	Time Behind
1	4	4	SMITH Regan	SUN	2002	0.58	30.09	1:03.60 33.51	1:36.76 33.16	2:10.79 34.03	A
2	4	5	GRIMES Katie	SAND	◆ 2006	0.61	31.68	1:05.07 33.39	1:39.14 34.07	2:13.47 34.33	2.68 A
3	2	6	MENESES KOVACS Athena	TEAM	2004	0.66	31.14	1:05.28 34.14	1:40.26 34.98	2:15.17 34.91	4.38 A
4	3	3	PELAEZ Erika	EA	◆ 2006	0.65	31.50	1:06.24 34.74	1:40.55 34.31	2:15.29 34.74	4.50 A
5	2	4	SMOLIGA Olivia	SUN	1994	0.65	31.32	1:06.25 34.93	1:41.08 34.83	2:15.69 34.61	4.90 A
6	4	2	NEAL Kayman	MAC-NC	◆ 2006	0.59	31.81	1:06.53 34.72	1:41.08 34.55	2:15.82 34.74	5.03 A
7	4	6	SIMS Bella	SAND	2005	0.64	31.11	1:04.95 33.84	1:40.16 35.21	2:15.85 35.69	5.06 A
8	3	7	DERIVAUX Audrey	JW	◆ 2009	0.61	32.14	1:06.60 34.46	1:41.36 34.76	2:16.23 34.87	5.44 A
9	4	1	DEBEVER McKenna	AGS	1996	0.66	32.07	1:06.83 34.76	1:41.87 35.04	2:16.83 34.96	6.04 B
10	4	3	PODKOSCIELNY Julia	PCS	2004	0.65	31.37	1:05.91 34.54	1:40.93 35.02	2:16.89 35.96	6.10 B
11	2	8	ISLETA Chloe	SUN	1998	0.61	32.53	1:07.46 34.93	1:42.75 35.29	2:18.00 35.25	7.21 B
12	2	5	WILHELM Kiley	LIFE	2004	0.78	31.59	1:06.27 34.68	1:42.25 35.98	2:18.21 35.96	7.42 B
13	1	2	DOBSON Kennedi	EEX	◆ 2007	0.71	32.12	1:07.28 35.16	1:42.62 35.34	2:18.28 35.66	7.49 B
14	2	3	SANTILLAN Malena	ARG	◆ 2008	0.71	33.03	1:08.18 35.15	1:43.37 35.19	2:18.39 35.02	7.60 B
15	3	5	BERRINO Andrea	ARG	1994	0.62	31.74	1:07.07 35.33	1:42.76 35.69	2:18.56 35.80	7.77 B
16	2	2	MAJOR Scarlet	WAL	2003	0.60	32.34	1:07.29 34.95	1:42.90 35.61	2:18.58 35.68	7.79 B
17	4	7	DONLAN Molly	MAC-NC	2005	0.64	31.69	1:06.24 34.55	1:41.90 35.66	2:18.61 36.71	7.82 C
18	3	6	SOTOMAYOR Alexia	SAS	◆ 2006	0.51	32.01	1:07.59 35.58	1:43.51 35.92	2:19.29 35.78	8.50 C
19	1	4	PETERSON Layne	ARMY	2003	0.56	31.99	1:07.70 35.71	1:43.44 35.74	2:19.78 36.34	8.99 C
20	2	7	PENNY Hayden	YSSC	◆ 2006	0.63	32.68	1:07.87 35.19	1:44.66 36.79	2:20.19 35.53	9.40 C
21	2	9	CROOKS Jillian	TAC-NC	◆ 2006	0.56	32.51	1:07.87 35.36	1:44.50 36.63	2:21.17 36.67	10.38 C
22	4	9	HIGGO Lila	BSS	◆ 2007	0.65	33.00	1:08.31 35.31	1:44.90 36.59	2:21.22 36.32	10.43 C
23	4	8	ECKERMAN Maeve	SYS-FL	◆ 2006	0.72	32.50	1:07.93 35.43	1:44.96 37.03	2:21.50 36.54	10.71 C
24	3	1	NESTY Lillie	GSC-FL	◆ 2006	0.72	32.09	1:07.25 35.16	1:44.87 37.62	2:22.36 37.49	11.57 C

Official Timekeeping by Omega





2023 TYR Pro Swim Series

Fort Lauderdale, Florida

March 1 - 4



Event 19

3 MAR 2023 - 10:25 AM

Women's 200m Backstroke

Heats

Results Summary

Event Number 19

Rank	Heat	Lane	Name	Club Code	Year of Birth	R.T.	50m	100m	150m	Time	Time Behind
25	4	0	DINEHART Elena	SOFL	2005	0.62	32.81	1:08.41	1:45.60	2:22.65	11.86 R
								35.60	37.19	37.05	
26	1	6	ERLENSDOTTIR Elisabeth	BSS	2005	0.64	33.18	1:09.58	1:46.18	2:22.73	11.94 R
								36.40	36.60	36.55	
27	3	8	PEROTTI Florencia	ARG	1992	0.68	33.33	1:09.63	1:46.90	2:22.90	12.11
								36.30	37.27	36.00	
28	1	5	TROUT Riley	FAA	2002	0.62	32.78	1:08.69	1:45.62	2:23.48	12.69
								35.91	36.93	37.86	
	2	0	PUJADAS Riley	SSC	2002					DNS	
	2	1	DUNFORD Abby	SYS-FL	♦ 2006					DNS	
	3	0	NEACE Clarke	MAC-NC	♦ 2007					DNS	
	3	2	SAUICKIE Addison	SYS-FL	♦ 2006					DNS	
	3	4	McINTOSH Summer	SYS-FL	♦ 2006					DNS	
	1	3	WOLFE Brynna	UN-NC	2000					DSQ	
	3	9	PLATTS Daisy	AU	2000					DSQ	

Legend:

A	Qualified for final A	AR	American Record	B	Qualified for final B
C	Qualified for final C	DNS	Did Not Start	DSQ	Disqualified
R	Reserve	R.T.	Reaction Time	US	US Open Record
WJ	World Junior Record	WR	World Record	♦	Junior swimmer

Official Timekeeping by Omega





2023 TYR Pro Swim Series

Fort Lauderdale, Florida

March 1 - 4



Event 20

3 MAR 2023 - 10:39 AM

Men's 200m Backstroke

Heats

Results Summary

Event Number 20

	Record	Splits			Name	NAT Code	Location	Date
WR	1:51.92	26.52	54.90	1:23.30	PEIRSOL Aaron	USA	Rome (ITA)	31 JUL 2009
AR	1:51.92	26.52	54.90	1:23.30	PEIRSOL Aaron	USA	Rome (ITA)	31 JUL 2009
US	1:53.08	26.82	55.18	1:24.06	PEIRSOL Aaron	USA	Indianapolis, IN (USA)	11 JUL 2009
WJ	1:55.14	26.99	56.14	1:25.97	KOLESNIKOV Kliment	RUS	Budapest (HUN)	28 JUL 2017

Rank	Heat	Lane	Name	Club Code	Year of Birth	R.T.	50m	100m	150m	Time	Time Behind
1	3	4	MURPHY Ryan	CAL	1995	0.54	28.01	58.95	1:30.68	2:01.54	A
								30.94	31.73	30.86	
2	1	5	LITHERLAND Jay	SUN	1995	0.71	29.21	1:00.48	1:31.08	2:02.05	0.51 A
								31.27	30.60	30.97	
3	3	5	MORALES Yeziel	PUR	1996	0.55	28.60	59.37	1:30.81	2:02.26	0.72 A
								30.77	31.44	31.45	
4	2	4	NOGUEIRA COSTA Joao	POR	2001	0.58	27.98	58.70	1:30.50	2:02.53	0.99 A
								30.72	31.80	32.03	
5	1	3	NORMAN Aiden	CAN	◆ 2006	0.68	28.48	59.98	1:32.16	2:03.01	1.47 A
								31.50	32.18	30.85	
6	2	5	KALISZ Chase	SUN	1994	0.79	28.98	1:00.11	1:32.46	2:03.27	1.73 A
								31.13	32.35	30.81	
7	3	3	KNOP Amadeusz	SYS-FL	2004	0.61	28.79	1:00.05	1:31.80	2:03.39	1.85 A
								31.26	31.75	31.59	
8	1	6	MARSHALL Jonny	FASTLE	2004	0.61	27.87	58.96	1:30.98	2:03.41	1.87 A
								31.09	32.02	32.43	
9	2	3	THAMES Chris	MAAC	1998	0.61	27.95	59.35	1:31.58	2:03.51	1.97 B
								31.40	32.23	31.93	
10	1	4	MALDARI Caleb	MAC-NC	◆ 2005	0.54	28.57	1:00.10	1:32.19	2:04.67	3.13 B
								31.53	32.09	32.48	
11	2	0	KLING Joey	ARMY	2004	0.62	28.79	1:00.58	1:33.04	2:05.17	3.63 B
								31.79	32.46	32.13	
12	1	2	STANTON Baylor	GA	◆ 2007	0.51	28.54	59.97	1:32.57	2:05.43	3.89 B
								31.43	32.60	32.86	
13	3	2	COURVILLE FORTIN Loic	CAN	2004	0.59	29.32	1:01.59	1:33.48	2:05.44	3.90 B
								32.27	31.89	31.96	
14	2	8	KYSER Landon	BSS	◆ 2006	0.67	29.46	1:00.82	1:32.74	2:05.94	4.40 B
								31.36	31.92	33.20	
15	2	2	PATTERSON Ryan	GW	1999	0.73	28.64	1:00.05	1:33.34	2:06.40	4.86 B
								31.41	33.29	33.06	
16	3	6	SPEAKMAN Zach	WAL	2002	0.56	29.75	1:01.39	1:34.06	2:07.13	5.59 B
								31.64	32.67	33.07	
17	1	0	LEITH Zac	ARMY	2004	0.61	29.10	1:01.32	1:35.63	2:07.29	5.75 C
								32.22	34.31	31.66	
18	1	1	BARCSAK Ambrus	SAS	2004	0.59	29.22	1:01.08	1:34.35	2:08.54	7.00 C
								31.86	33.27	34.19	
19	3	7	NELSON Jensen	SPAC	2004	0.55	29.31	1:01.55	1:34.73	2:08.60	7.06 C
								32.24	33.18	33.87	
20	2	7	ROLLEN Eli	RCKT	2004	0.72	30.04	1:02.30	1:35.76	2:09.30	7.76 C
								32.26	33.46	33.54	
21	2	6	EDWARDS Kaden	GBR	2004	0.72	30.12	1:02.80	1:36.35	2:10.32	8.78 C
								32.68	33.55	33.97	
22	3	0	RUSSELL Kellen	TAC-NC	2004	0.79	30.79	1:03.49	1:37.10	2:10.71	9.17 C
								32.70	33.61	33.61	
23	1	7	EATON Taylor	FAA	2003	0.60	29.20	1:01.71	1:35.62	2:10.99	9.45 C
								32.51	33.91	35.37	
24	3	8	ROCHE Ricardo	SOFL	1999	0.73	30.72	1:03.27	1:37.62	2:12.60	11.06 C
								32.55	34.35	34.98	

Official Timekeeping by Omega





2023 TYR Pro Swim Series

Fort Lauderdale, Florida

March 1 - 4



Event 20

3 MAR 2023 - 10:39 AM

Men's 200m Backstroke

Heats

Results Summary

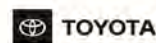
Event Number 20

Rank	Heat	Lane	Name	Club Code	Year of Birth	R.T.	50m	100m	150m	Time	Time Behind
25	1	8	AYERS Alex	MAC-NC	◆ 2005	0.65	30.60	1:03.39 32.79	1:38.43 35.04	2:13.44 35.01	11.90 R
26	3	1	SARAVIA Ulises	ARG	◆ 2005	0.55	29.96	1:03.72 33.76	1:37.68 33.96	2:13.53 35.85	11.99 R
	2	1	DUNHAM Davis	MAC-NC	◆ 2006					DNS	
	2	9	BARTEE Granger	MAC-NC	◆ 2006					DNS	
	3	9	EDWARDS Alex	ARMY	2002					DNS	

Legend:

A	Qualified for final A	AR	American Record	B	Qualified for final B	C	Qualified for final C
DNS	Did Not Start	R	Reserve	R.T.	Reaction Time	US	US Open Record
WJ	World Junior Record	WR	World Record	◆	Junior swimmer		

Official Timekeeping by Omega





2023 TYR Pro Swim Series

Fort Lauderdale, Florida

March 1 - 4



Event 21

3 MAR 2023 - 10:50 AM

Women's 400m Individual Medley

Heats

Results Summary

Event Number 21

	Record	Splits			Name	NAT Code	Location	Date
WR	4:26.36	1:00.91	2:08.39	3:24.50	HOSSZU Katinka	HUN	Rio de Janeiro (BRA)	6 AUG 2016
AR	4:31.12				HOFF Katie	USA	Omaha (USA)	29 JUN 2008
US	4:28.61	59.40	2:08.20	3:27.46	McINTOSH Summer	CAN	Greensboro, NC (USA)	2 DEC 2022
WJ	4:28.61	59.40	2:08.20	3:27.46	McINTOSH Summer	CAN	Greensboro, NC (USA)	2 DEC 2022

Rank	Heat	Lane	Name	Club Code	Year of Birth	R.T.	Time	Time Behind
1	3	4	LEDECKY Katie	GSC-FL	1997	0.68	4:39.97	A
	50m 29.82	100m 1:03.79	150m 1:40.25	200m 2:15.35	250m 2:55.63	300m 3:36.79	350m 4:08.65	
		33.97	36.46	35.10	40.28	41.16	31.86	31.32
2	2	3	ANDISON Bailey	CAN	1997	0.69	4:45.52	5.55 A
	50m 30.92	100m 1:05.94	150m 1:43.98	200m 2:20.07	250m 3:00.24	300m 3:39.96	350m 4:13.30	
		35.02	38.04	36.09	40.17	39.72	33.34	32.22
3	2	4	CIEPLUCHA Tess	TNAQ	1998	0.76	4:45.80	5.83 A
	50m 30.09	100m 1:04.40	150m 1:41.98	200m 2:19.39	250m 2:59.89	300m 3:40.63	350m 4:13.78	
		34.31	37.58	37.41	40.50	40.74	33.15	32.02
4	3	5	JANSEN Ella	CAN	2005	0.77	4:49.21	9.24 A
	50m 29.53	100m 1:02.96	150m 1:39.91	200m 2:16.28	250m 2:58.26	300m 3:41.55	350m 4:15.69	
		33.43	36.95	36.37	41.98	43.29	34.14	33.52
5	2	5	HERKLE Kim Emely	UN-KY	2003	0.78	4:51.21	11.24 A
	50m 31.40	100m 1:06.59	150m 1:45.30	200m 2:23.63	250m 3:02.12	300m 3:41.52	350m 4:16.77	
		35.19	38.71	38.33	38.49	39.40	35.25	34.44
6	3	2	MATTES Michaela	SYS-FL	2005	0.83	4:52.14	12.17 A
	50m 30.98	100m 1:05.87	150m 1:43.77	200m 2:20.63	250m 3:04.26	300m 3:48.82	350m 4:21.26	
		34.89	37.90	36.86	43.63	44.56	32.44	30.88
7	3	1	PLAZA Sofia	MAC-NC	2005	0.86	4:52.42	12.45 A
	50m 31.87	100m 1:06.36	150m 1:45.24	200m 2:22.97	250m 3:04.39	300m 3:45.31	350m 4:20.07	
		34.49	38.88	37.73	41.42	40.92	34.76	32.35
8	1	3	WEINSTEIN Claire	SAND	◆ 2007	0.81	4:53.08	13.11 A
	50m 31.85	100m 1:06.13	150m 1:43.15	200m 2:20.12	250m 3:04.02	300m 3:48.88	350m 4:21.29	
		34.28	37.02	36.97	43.90	44.86	32.41	31.79
9	3	6	YAGER Alexis	TNAQ	1998	0.72	4:53.48	13.51 B
	50m 31.76	100m 1:08.19	150m 1:48.18	200m 2:26.43	250m 3:06.13	300m 3:46.58	350m 4:20.79	
		36.43	39.99	38.25	39.70	40.45	34.21	32.69
10	2	7	O'REGAN Bailey	SYS-FL	◆ 2006	0.82	4:53.58	13.61 B
	50m 31.53	100m 1:07.17	150m 1:46.36	200m 2:23.59	250m 3:06.54	300m 3:49.10	350m 4:22.46	
		35.64	39.19	37.23	42.95	42.56	33.36	31.12
11	2	6	KLAMFOTH Avery	MAC-NC	◆ 2007	0.75	4:55.40	15.43 B
	50m 31.14	100m 1:06.63	150m 1:44.62	200m 2:22.30	250m 3:03.78	300m 3:45.54	350m 4:21.20	
		35.49	37.99	37.68	41.48	41.76	35.66	34.20
12	1	4	LEACH Riley	SYS-FL	◆ 2007	0.67	4:56.49	16.52 B
	50m 30.78	100m 1:06.13	150m 1:44.13	200m 2:22.50	250m 3:03.71	300m 3:47.26	350m 4:22.24	
		35.35	38.00	38.37	41.21	43.55	34.98	34.25
13	1	6	del RIO BROWN Portia	PUR	2000	0.76	4:56.58	16.61 B
	50m 31.52	100m 1:06.87	150m 1:45.49	200m 2:24.85	250m 3:06.66	300m 3:48.75	350m 4:23.01	
		35.35	38.62	39.36	41.81	42.09	34.26	33.57
14	3	9	DERIVAUX Audrey	JW	◆ 2009	0.83	4:56.88	16.91 B
	50m 30.70	100m 1:06.08	150m 1:44.35	200m 2:20.92	250m 3:04.75	300m 3:49.28	350m 4:23.76	
		35.38	38.27	36.57	43.83	44.53	34.48	33.12
15	2	8	HEIN Agostina	ARG	◆ 2008	0.74	4:57.14	17.17 B
	50m 30.63	100m 1:07.02	150m 1:46.37	200m 2:23.80	250m 3:08.36	300m 3:52.13	350m 4:25.38	
		36.39	39.35	37.43	44.56	43.77	33.25	31.76
16	2	1	WEYANT Gracie	SYS-FL	2005	0.77	4:57.34	17.37 B
	50m 31.30	100m 1:07.78	150m 1:46.88	200m 2:25.83	250m 3:08.16	300m 3:50.68	350m 4:24.65	
		36.48	39.10	38.95	42.33	42.52	33.97	32.69
17	3	8	MONTEIRO Ana Catarina	POR	1993	0.65	4:59.78	19.81 C
	50m 31.00	100m 1:05.75	150m 1:45.84	200m 2:24.59	250m 3:08.81	300m 3:52.04	350m 4:27.02	
		34.75	40.09	38.75	44.22	43.23	34.98	32.76

Official Timekeeping by Omega





2023 TYR Pro Swim Series

Fort Lauderdale, Florida

March 1 - 4



Event 21

3 MAR 2023 - 10:50 AM

Women's 400m Individual Medley

Heats

Results Summary

Event Number 21

Rank	Heat	Lane	Name	Club Code	Year of Birth	R.T.	Time	Time Behind	
18	1	8	HODGES Macky	SAND	2004	0.71	5:00.17	20.20	C
	50m 31.13	100m 1:06.13	150m 1:44.53	200m 2:21.69	250m 3:08.26	300m 3:55.22	350m 4:28.05		
		35.00	38.40	37.16	46.57	46.96	32.83	32.12	
19	2	2	ROMANO Kristen	PUR	1999	0.80	5:00.71	20.74	C
	50m 30.93	100m 1:06.10	150m 1:45.44	200m 2:23.82	250m 3:06.53	300m 3:49.96	350m 4:25.95		
		35.17	39.34	38.38	42.71	43.43	35.99	34.76	
20	3	7	PEROTTI Florencia	ARG	1992	0.70	5:01.38	21.41	C
	50m 31.79	100m 1:08.15	150m 1:46.42	200m 2:24.89	250m 3:07.39	300m 3:50.60	350m 4:26.75		
		36.36	38.27	38.47	42.50	43.21	36.15	34.63	
21	2	9	MONK Ivy	MAC-NC	◆ 2006	0.74	5:01.86	21.89	C
	50m 31.68	100m 1:08.67	150m 1:47.53	200m 2:24.85	250m 3:08.96	300m 3:52.31	350m 4:27.04		
		36.99	38.86	37.32	44.11	43.35	34.73	34.82	
22	3	0	GWINN Applejean	SAND	◆ 2006	0.70	5:04.60	24.63	C
	50m 31.96	100m 1:08.02	150m 1:49.53	200m 2:29.24	250m 3:12.65	300m 3:56.63	350m 4:31.23		
		36.06	41.51	39.71	43.41	43.98	34.60	33.37	
23	2	0	PENNY Hayden	YSSC	◆ 2006	0.76	5:04.71	24.74	C
	50m 31.92	100m 1:08.77	150m 1:48.67	200m 2:27.83	250m 3:10.61	300m 3:55.21	350m 4:30.55		
		36.85	39.90	39.16	42.78	44.60	35.34	34.16	
24	1	9	SHAHBOZ Gwen	GSC-FL	2005	0.68	5:06.73	26.76	C
	50m 33.50	100m 1:11.53	150m 1:51.28	200m 2:30.70	250m 3:12.91	300m 3:55.18	350m 4:31.47		
		38.03	39.75	39.42	42.21	42.27	36.29	35.26	
25	1	1	BOTTING Riley	PCS	2005	0.75	5:10.42	30.45	R
	50m 32.67	100m 1:09.41	150m 1:50.14	200m 2:31.07	250m 3:15.68	300m 4:00.52	350m 4:35.51		
		36.74	40.73	40.93	44.61	44.84	34.99	34.91	
26	1	7	DINEHART Olivia	SOFL	2005	0.76	5:11.05	31.08	R
	50m 31.23	100m 1:07.80	150m 1:49.84	200m 2:32.32	250m 3:15.44	300m 4:00.80	350m 4:36.39		
		36.57	42.04	42.48	43.12	45.36	35.59	34.66	
27	1	0	TROUT Riley	FAA	2002	0.87	5:12.53	32.56	
	50m 32.04	100m 1:08.13	150m 1:48.12	200m 2:27.72	250m 3:13.17	300m 3:58.21	350m 4:35.82		
		36.09	39.99	39.60	45.45	45.04	37.61	36.71	
	3	3	PODKOSCIELNY Julia	PCS	2004		DNS		
	1	2	BANOS Samantha	UCSB	2004		DSQ		
	1	5	WARNICK Lucy	SAND	◆ 2006		DSQ		

Legend:					
A	Qualified for final A	AR	American Record	B	Qualified for final B
C	Qualified for final C	DNS	Did Not Start	DSQ	Disqualified
R	Reserve	R.T.	Reaction Time	US	US Open Record
WJ	World Junior Record	WR	World Record	◆	Junior swimmer

Official Timekeeping by Omega





2023 TYR Pro Swim Series

Fort Lauderdale, Florida

March 1 - 4



Event 22

3 MAR 2023 - 11:08 AM

Men's 400m Individual Medley

Heats

Results Summary

REVISED
3 MAR 11:49

Event Number 22

	Record	Splits	Name	NAT Code	Location	Date
WR	4:03.84	54.92 1:56.49 3:07.05	PHELPS Michael	USA	Beijing (CHN)	10 AUG 2008
AR	4:03.84	54.92 1:56.49 3:07.05	PHELPS Michael	USA	Beijing (CHN)	10 AUG 2008
US	4:05.25	55.38 1:57.32 3:08.45	PHELPS Michael	USA	Omaha, NE (USA)	29 JUN 2008
WJ	4:10.02	57.44 2:01.31 3:11.72	BORODIN Iliia	RUS	Budapest (HUN)	23 MAY 2021

Rank	Heat	Lane	Name	Club Code	Year of Birth	R.T.	Time	Time Behind	
1	2	5	WIGGINTON Lorne	CAN	◆ 2005	0.67	4:20.68	A	
			50m 27.39	100m 58.33	150m 1:32.93	200m 2:06.17	250m 2:43.13	300m 3:20.18	350m 3:51.14
				30.94	34.60	33.24	36.96	37.05	30.96
									29.54
2	3	4	FINKE Bobby	SPA-FL	1999	0.73	4:21.71	1.03 A	
			50m 27.93	100m 59.38	150m 1:32.12	200m 2:04.37	250m 2:42.04	300m 3:20.93	350m 3:52.05
				31.45	32.74	32.25	37.67	38.89	31.12
									29.66
3	3	5	GRIESHOP Sean	CAL	1998	0.71	4:25.89	5.21 A	
			50m 28.23	100m 59.70	150m 1:33.84	200m 2:07.13	250m 2:45.37	300m 3:23.71	350m 3:55.17
				31.47	34.14	33.29	38.24	38.34	31.46
									30.72
4	3	2	HOLTY Nathan	OSU	2001	0.64	4:27.35	6.67 A	
			50m 27.65	100m 59.20	150m 1:35.93	200m 2:11.85	250m 2:48.36	300m 3:25.61	350m 3:57.25
				31.55	36.73	35.92	36.51	37.25	31.64
									30.10
5	2	4	SWANSON Charlie	NOVAVA	1998	0.67	4:27.56	6.88 A	
			50m 26.99	100m 58.63	150m 1:34.63	200m 2:10.89	250m 2:46.16	300m 3:24.07	350m 3:56.89
				31.64	36.00	36.26	35.27	37.91	32.82
									30.67
6	2	2	KHARUN Ilya	SAND	◆ 2005	0.74	4:28.97	8.29 A	
			50m 26.95	100m 58.77	150m 1:35.33	200m 2:10.59	250m 2:49.01	300m 3:27.85	350m 3:59.58
				31.82	36.56	35.26	38.42	38.84	31.73
									29.39
7	3	6	SANDERS Grant	TBAY	1997	0.76	4:29.05	8.37 A	
			50m 27.80	100m 59.39	150m 1:35.34	200m 2:11.59	250m 2:49.18	300m 3:26.34	350m 3:58.46
				31.59	35.95	36.25	37.59	37.16	32.12
									30.59
8	3	3	RYLEY William	WAL	1998	0.70	4:29.37	8.69 A	
			50m 28.40	100m 1:00.79	150m 1:34.97	200m 2:08.24	250m 2:47.31	300m 3:25.95	350m 3:58.89
				32.39	34.18	33.27	39.07	38.64	32.94
									30.48
9	2	1	STANTON Baylor	GA	◆ 2007	0.66	4:29.99	9.31 B	
			50m 28.29	100m 1:00.00	150m 1:34.80	200m 2:09.41	250m 2:48.43	300m 3:28.32	350m 4:00.07
				31.71	34.80	34.61	39.02	39.89	31.75
									29.92
10	2	8	BERNAUER Clayton	ARMY	2002	0.64	4:30.04	9.36 B	
			50m 28.08	100m 59.97	150m 1:35.56	200m 2:10.68	250m 2:48.64	300m 3:27.62	350m 3:59.55
				31.89	35.59	35.12	37.96	38.98	31.93
									30.49
11	2	6	RUVALCABA CRUZ Hector	TAMU	1997	0.65	4:31.53	10.85 B	
			50m 27.47	100m 58.82	150m 1:34.30	200m 2:09.20	250m 2:48.88	300m 3:29.06	350m 4:01.25
				31.35	35.48	34.90	39.68	40.18	32.19
									30.28
12	3	7	KLEIN Freddy	MAC-NC	◆ 2005	0.76	4:31.86	11.18 B	
			50m 28.47	100m 1:01.29	150m 1:37.55	200m 2:13.57	250m 2:50.38	300m 3:28.81	350m 4:00.80
				32.82	36.26	36.02	38.81	38.43	31.99
									31.06
13	3	8	DELMAR Ben	MAC-NC	◆ 2005	0.68	4:32.00	11.32 B	
			50m 28.57	100m 1:01.23	150m 1:38.94	200m 2:15.79	250m 2:50.61	300m 3:27.04	350m 4:00.29
				32.66	37.71	36.85	34.82	36.43	33.25
									31.71
14	3	1	ATEN Casey	SYS-FL	◆ 2005	0.68	4:33.39	12.71 B	
			50m 29.15	100m 1:01.96	150m 1:37.80	200m 2:12.06	250m 2:50.68	300m 3:29.54	350m 4:02.31
				32.81	35.84	34.26	38.62	38.86	32.77
									31.08
15	3	0	SHAFFER Nick	FAA	2002	0.68	4:33.43	12.75 B	
			50m 28.37	100m 1:00.68	150m 1:36.10	200m 2:11.84	250m 2:50.58	300m 3:29.50	350m 4:02.24
				32.31	35.42	35.74	38.74	38.92	32.74
									31.19
16	1	3	RUIZ Xavier	RAC	◆ 2006	0.54	4:33.94	13.26 B	
			50m 28.35	100m 1:01.72	150m 1:37.60	200m 2:13.26	250m 2:50.16	300m 3:28.35	350m 4:01.06
				33.37	35.88	35.66	36.90	38.19	32.71
									32.88
17	1	7	VALDEZ Kyle	UN-AZ	2002	0.64	4:34.26	13.58 C	
			50m 28.80	100m 1:01.59	150m 1:38.03	200m 2:13.27	250m 2:51.08	300m 3:30.12	350m 4:02.61
				32.79	36.44	35.24	37.81	39.04	32.49
									31.65

Official Timekeeping by Omega





2023 TYR Pro Swim Series

Fort Lauderdale, Florida

March 1 - 4



Event 22

3 MAR 2023 - 11:08 AM

Men's 400m Individual Medley

Heats

Results Summary

REVISED
3 MAR 11:49

Event Number 22

Rank	Heat	Lane	Name	Club Code	Year of Birth	R.T.	Time	Time Behind	
18	2	3	SZARANEK Mark	GSC-FL	1995	0.67	4:34.68	14.00	C
	50m	27.89	100m 1:00.73 32.84	150m 1:37.76 37.03	200m 2:14.06 36.30	250m 2:53.57 39.51	300m 3:33.30 39.73	350m 4:04.65 31.35	30.03
19	2	9	SIERS Aidan	SYS-FL	◆ 2006	0.80	4:35.07	14.39	C
	50m	28.67	100m 1:01.52 32.85	150m 1:36.56 35.04	200m 2:10.60 34.04	250m 2:51.50 40.90	300m 3:32.35 40.85	350m 4:04.61 32.26	30.46
20	1	4	HALLORAN Henry	VILL	2002	0.75	4:35.89	15.21	C
	50m	28.89	100m 1:01.59 32.70	150m 1:39.58 37.99	200m 2:16.46 36.88	250m 2:53.35 36.89	300m 3:31.23 37.88	350m 4:04.38 33.15	31.51
21	2	0	HEGAZY Mohamed	TEAM	1999	0.73	4:36.23	15.55	C
	50m	27.56	100m 59.29 31.73	150m 1:35.55 36.26	200m 2:11.28 35.73	250m 2:50.73 39.45	300m 3:30.85 40.12	350m 4:04.22 33.37	32.01
22	1	5	NOWICKI Justin	VICT	◆ 2005	0.71	4:41.38	20.70	C
	50m	29.38	100m 1:03.07 33.69	150m 1:40.77 37.70	200m 2:16.77 36.00	250m 2:56.84 40.07	300m 3:37.59 40.75	350m 4:10.26 32.67	31.12
23	1	1	JONES Zachary	BSS	◆ 2005	0.59	4:41.52	20.84	C
	50m	28.68	100m 1:01.50 32.82	150m 1:38.70 37.20	200m 2:15.25 36.55	250m 2:56.30 41.05	300m 3:36.78 40.48	350m 4:09.18 32.40	32.34
24	1	2	DANUS Nolan	VILL	2002	0.70	4:45.48	24.80	C
	50m	29.00	100m 1:02.17 33.17	150m 1:40.67 38.50	200m 2:17.96 37.29	250m 2:57.68 39.72	300m 3:38.81 41.13	350m 4:12.49 33.68	32.99
	1	6	LICON Will	TXLA	1994		DNS		
	3	9	MARTIN Dario	OSC	2004		DNS		
	2	7	BRINEGAR Michael	TST-CA			DSQ		

Legend:

A	Qualified for final A	AR	American Record	B	Qualified for final B
C	Qualified for final C	DNS	Did Not Start	DSQ	Disqualified
R.T.	Reaction Time	US	US Open Record	WJ	World Junior Record
WR	World Record	◆	Junior swimmer		

REVISED

The DSQ in heat 1 was overturned

Official Timekeeping by Omega





2023 TYR Pro Swim Series

Fort Lauderdale, Florida

March 1 - 4



Event 23

4 MAR 2023 - 3:20 PM

Women's 800m Freestyle

Slowest Heats

Results Summary

After 1 of 2 Heats

	Record	Splits		Name	NAT Code	Location	Date	
WR	8:04.79	57.98	1:59.42	4:01.98	LEDECKY Katie	USA	Rio de Janeiro (BRA)	12 AUG 2016
AR	8:04.79	57.98	1:59.42	4:01.98	LEDECKY Katie	USA	Rio de Janeiro (BRA)	12 AUG 2016
US	8:06.68	58.82	2:00.20	4:03.22	LEDECKY Katie	USA	Austin, TX (USA)	17 JAN 2016
WJ	8:11.00	59.44	2:01.48	4:05.70	LEDECKY Katie	USA	CISD Nat. (USA)	19 JUN 2014

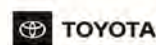
Heats

Rank	Heat	Lane	Name	Club Code	Year of Birth	R.T.	Time	Time Behind	
1	1	4	SANTILLAN Malena	ARG	◆ 2008	0.84	8:45.71		
	50m	30.08	100m 1:02.40 32.32	150m 1:35.37 32.97	200m 2:08.18 32.81	250m 2:41.23 33.05	300m 3:14.22 32.99	350m 3:47.58 33.36	400m 4:20.58 33.00
	450m	4:54.02	500m 5:27.36 33.34	550m 6:00.69 33.33	600m 6:33.91 33.22	650m 7:07.58 33.67	700m 7:40.78 33.20	750m 8:13.92 33.14	31.79
2	1	5	O'REGAN Bailey	SYS-FL	◆ 2006	0.80	8:57.68	11.97	
	50m	30.50	100m 1:03.21 32.71	150m 1:36.62 33.41	200m 2:09.74 33.12	250m 2:43.42 33.68	300m 3:16.78 33.36	350m 3:50.49 33.71	400m 4:24.19 33.70
	450m	4:58.30	500m 5:32.18 34.11	550m 6:06.38 33.88	600m 6:40.66 34.20	650m 7:15.38 34.72	700m 7:50.53 35.15	750m 8:24.83 34.30	32.85
3	1	7	RUKOSUEV Polina	UN-NC	2001	0.75	9:07.13	21.42	
	50m	32.08	100m 1:05.72 33.64	150m 1:40.35 34.63	200m 2:14.43 34.08	250m 2:49.02 34.59	300m 3:23.51 34.49	350m 3:58.42 34.91	400m 4:32.93 34.51
	450m	5:07.94	500m 5:42.58 35.01	550m 6:17.80 34.64	600m 6:52.20 34.40	650m 7:27.10 34.90	700m 8:01.73 34.63	750m 8:34.41 32.68	32.72
4	1	6	GUTIERREZ Luci	WEST	◆ 2007	0.67	9:09.95	24.24	
	50m	30.35	100m 1:03.16 32.81	150m 1:36.52 33.36	200m 2:10.09 33.57	250m 2:44.25 34.16	300m 3:18.54 34.29	350m 3:54.03 35.49	400m 4:29.13 35.10
	450m	5:04.54	500m 5:39.46 35.41	550m 6:15.23 34.92	600m 6:50.67 35.44	650m 7:25.93 35.26	700m 8:01.43 35.50	750m 8:36.39 34.96	33.56
5	1	3	SCHAY TONIOLLO Isabella	RFK		0.70	9:09.98	24.27	
	50m	31.79	100m 1:05.52 33.73	150m 1:40.33 34.81	200m 2:14.72 34.39	250m 2:49.76 35.04	300m 3:24.15 34.39	350m 3:59.33 35.18	400m 4:33.68 34.35
	450m	5:08.31	500m 5:43.29 34.63	550m 6:18.07 34.98	600m 6:52.99 34.78	650m 7:27.74 34.75	700m 8:01.90 34.16	750m 8:36.54 34.64	33.44
6	1	2	IZQUIERDO Ivana	PUR	2002	0.77	9:12.26	26.55	
	50m	31.83	100m 1:05.83 34.00	150m 1:39.85 34.02	200m 2:14.31 34.46	250m 2:48.02 33.71	300m 3:21.85 33.83	350m 3:56.23 34.38	400m 4:30.94 34.71
	450m	5:05.70	500m 5:40.25 34.76	550m 6:15.13 34.88	600m 6:50.44 35.31	650m 7:26.14 35.70	700m 8:01.85 35.71	750m 8:37.78 35.93	34.48

Legend:

AR	American Record	R.T.	Reaction Time	US	US Open Record	WJ	World Junior Record
WR	World Record	◆	Junior swimmer				

Official Timekeeping by Omega





2023 TYR Pro Swim Series

Fort Lauderdale, Florida

March 1 - 4



Event 24

4 MAR 2023 - 3:30 PM

Men's 800m Freestyle

Slowest Heats

Results Summary

After 3 of 4 Heats

	Record	Splits	Name	NAT Code	Location	Date
WR	7:32.12	55.20 1:52.55 3:46.79	ZHANG Lin	CHN	Rome (ITA)	29 JUL 2009
AR	7:39.36	55.72 1:53.88 3:50.52	FINKE Bobby	USA	Budapest (HUN)	21 JUN 2022
US	7:43.32	56.23 1:54.45 3:51.64	FINKE Bobby	USA	Greensboro, NC (USA)	30 APR 2022
WJ	7:43.37	56.29 1:55.08 3:52.94	GALOSSO Lorenzo	ITA	Rome (ITA)	13 AUG 2022

Heats

Rank	Heat	Lane	Name	Club Code	Year of Birth	R.T.	Time	Time Behind
1	3	4	ARTEIRO AZEVEDO Gabriel	RFK		0.68	8:08.74	
	50m 28.27	100m 58.74	150m 1:29.55	200m 2:00.84	250m 2:31.71	300m 3:02.76	350m 3:33.69	400m 4:04.50
		30.47	30.81	31.29	30.87	31.05	30.93	30.81
	450m 4:35.64	500m 5:06.38	550m 5:37.08	600m 6:07.78	650m 6:38.47	700m 7:09.08	750m 7:39.81	
	31.14	30.74	30.70	30.70	30.69	30.61	30.73	28.93
2	3	2	LAMASTRA Connor	DYNA	1998	0.63	8:12.00	3.26
	50m 27.91	100m 58.41	150m 1:29.74	200m 2:00.81	250m 2:32.46	300m 3:03.59	350m 3:35.10	400m 4:06.46
		30.50	31.33	31.07	31.65	31.13	31.51	31.36
	450m 4:37.58	500m 5:08.40	550m 5:39.66	600m 6:10.66	650m 6:42.14	700m 7:13.09	750m 7:44.03	
	31.12	30.82	31.26	31.00	31.48	30.95	30.94	27.97
3	3	5	PARDOE Hector	WAL	2001	0.72	8:13.21	4.47
	50m 28.51	100m 59.18	150m 1:30.28	200m 2:01.22	250m 2:31.80	300m 3:02.72	350m 3:33.83	400m 4:05.01
		30.67	31.10	30.94	30.58	30.92	31.11	31.18
	450m 4:36.44	500m 5:07.29	550m 5:38.45	600m 6:09.76	650m 6:41.12	700m 7:12.39	750m 7:43.43	
	31.43	30.85	31.16	31.31	31.36	31.27	31.04	29.78
4	3	8	de GRUTTOLA CAMPOS	RFK		0.71	8:13.65	4.91
	50m 28.59	100m 59.18	150m 1:30.25	200m 2:01.29	250m 2:32.20	300m 3:03.18	350m 3:34.40	400m 4:05.65
		30.59	31.07	31.04	30.91	30.98	31.22	31.25
	450m 4:36.88	500m 5:08.14	550m 5:39.64	600m 6:11.29	650m 6:43.12	700m 7:14.34	750m 7:45.09	
	31.23	31.26	31.50	31.65	31.83	31.22	30.75	28.56
5	3	7	KNOP Amadeusz	SYS-FL	2004	0.69	8:13.68	4.94
	50m 27.84	100m 58.19	150m 1:29.23	200m 2:00.17	250m 2:31.41	300m 3:02.87	350m 3:34.33	400m 4:05.62
		30.35	31.04	30.94	31.24	31.46	31.46	31.29
	450m 4:36.89	500m 5:08.09	550m 5:39.42	600m 6:10.93	650m 6:42.60	700m 7:13.68	750m 7:44.45	
	31.27	31.20	31.33	31.51	31.67	31.08	30.77	29.23
6	3	1	CANO FIGUEROA Jose	BULL	2003	0.68	8:15.19	6.45
	50m 27.91	100m 58.31	150m 1:29.65	200m 2:00.31	250m 2:31.44	300m 3:02.38	350m 3:33.65	400m 4:04.66
		30.40	31.34	30.66	31.13	30.94	31.27	31.01
	450m 4:36.03	500m 5:07.17	550m 5:38.68	600m 6:10.28	650m 6:42.00	700m 7:13.37	750m 7:44.76	
	31.37	31.14	31.51	31.60	31.72	31.37	31.39	30.43
7	2	5	DULIEU Diego	AZFL	2004	0.69	8:15.63	6.89
	50m 28.73	100m 59.42	150m 1:30.13	200m 2:01.20	250m 2:32.25	300m 3:03.32	350m 3:34.68	400m 4:06.03
		30.69	30.71	31.07	31.05	31.07	31.36	31.35
	450m 4:37.61	500m 5:09.17	550m 5:40.80	600m 6:12.39	650m 6:43.94	700m 7:15.06	750m 7:46.55	
	31.58	31.56	31.63	31.59	31.55	31.12	31.49	29.08
8	3	0	WIGGINTON Lorne	CAN	◆ 2005	0.66	8:17.49	8.75
	50m 27.83	100m 58.86	150m 1:30.74	200m 2:02.51	250m 2:34.34	300m 3:05.97	350m 3:37.90	400m 4:09.58
		31.03	31.88	31.77	31.83	31.63	31.93	31.68
	450m 4:41.09	500m 5:12.53	550m 5:44.04	600m 6:15.34	650m 6:46.86	700m 7:17.85	750m 7:48.44	
	31.51	31.44	31.51	31.30	31.52	30.99	30.59	29.05
9	3	3	BARRIEAULT Brice	ARMY	2003	0.61	8:18.90	10.16
	50m 27.47	100m 58.12	150m 1:29.52	200m 2:00.51	250m 2:31.84	300m 3:03.13	350m 3:33.23	400m 4:04.33
		30.65	31.40	30.99	31.33	31.29	30.10	31.10
	450m 4:35.74	500m 5:07.51	550m 5:39.50	600m 6:11.83	650m 6:43.89	700m 7:16.27	750m 7:48.28	
	31.41	31.77	31.99	32.33	32.06	32.38	32.01	30.62
10	3	6	MELBOURNE-SMITH Tyler	WAL	◆ 2005	0.73	8:19.45	10.71
	50m 28.78	100m 59.87	150m 1:30.99	200m 2:02.25	250m 2:33.22	300m 3:04.22	350m 3:35.42	400m 4:06.79
		31.09	31.12	31.26	30.97	31.00	31.20	31.37
	450m 4:38.04	500m 5:09.36	550m 5:40.81	600m 6:12.47	650m 6:44.16	700m 7:16.49	750m 7:48.59	
	31.25	31.32	31.45	31.66	31.69	32.33	32.10	30.86
11	1	3	HINCKLEY Charlie	VILL	2001	0.70	8:21.37	12.63
	50m 28.79	100m 59.57	150m 1:31.01	200m 2:03.03	250m 2:34.82	300m 3:06.91	350m 3:38.94	400m 4:10.92
		30.78	31.44	32.02	31.79	32.09	32.03	31.98
	450m 4:42.63	500m 5:14.18	550m 5:46.15	600m 6:17.69	650m 6:49.00	700m 7:20.30	750m 7:51.62	
	31.71	31.55	31.97	31.54	31.31	31.30	31.32	29.75

Official Timekeeping by Omega





2023 TYR Pro Swim Series

Fort Lauderdale, Florida

March 1 - 4



Event 24

4 MAR 2023 - 3:30 PM

Men's 800m Freestyle

Slowest Heats

Results Summary

After 3 of 4 Heats

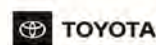
Heats

Rank	Heat	Lane	Name	Club Code	Year of Birth	R.T.	Time	Time Behind
12	3	9	KLEIN Freddy	MAC-NC	◆ 2005	0.78	8:24.22	15.48
	50m 28.40	100m 59.39	150m 1:30.73	200m 2:02.38	250m 2:33.99	300m 3:05.81	350m 3:37.74	400m 4:09.89
		30.99	31.34	31.65	31.61	31.82	31.93	32.15
	450m 4:42.01	500m 5:13.88	550m 5:45.96	600m 6:17.73	650m 6:49.65	700m 7:21.66	750m 7:53.43	
	32.12	31.87	32.08	31.77	31.92	32.01	31.77	30.79
13	2	9	SIERS Aidan	SYS-FL	◆ 2006	0.78	8:24.93	16.19
	50m 28.06	100m 58.97	150m 1:30.39	200m 2:02.17	250m 2:34.02	300m 3:06.07	350m 3:38.25	400m 4:10.11
		30.91	31.42	31.78	31.85	32.05	32.18	31.86
	450m 4:42.04	500m 5:14.35	550m 5:46.63	600m 6:18.93	650m 6:51.13	700m 7:23.18	750m 7:54.59	
	31.93	32.31	32.28	32.30	32.20	32.05	31.41	30.34
14	2	8	LONG Derek	TST-MV	◆ 2005	0.65	8:27.41	18.67
	50m 28.24	100m 58.50	150m 1:29.93	200m 2:01.44	250m 2:33.56	300m 3:05.46	350m 3:37.53	400m 4:09.85
		30.26	31.43	31.51	32.12	31.90	32.07	32.32
	450m 4:41.91	500m 5:14.52	550m 5:46.89	600m 6:19.37	650m 6:51.78	700m 7:24.23	750m 7:56.18	
	32.06	32.61	32.37	32.48	32.41	32.45	31.95	31.23
15	1	4	GUTIERREZ Santiago	SAND	2003	0.74	8:28.09	19.35
	50m 28.18	100m 58.82	150m 1:30.59	200m 2:02.45	250m 2:34.29	300m 3:06.35	350m 3:38.49	400m 4:11.14
		30.64	31.77	31.86	31.84	32.06	32.14	32.65
	450m 4:43.57	500m 5:16.57	550m 5:49.07	600m 6:21.78	650m 6:54.02	700m 7:26.16	750m 7:57.39	
	32.43	33.00	32.50	32.71	32.24	32.14	31.23	30.70
16	2	0	JACOBS Colin	SYS-FL	◆ 2008	0.70	8:28.37	19.63
	50m 29.03	100m 1:00.48	150m 1:32.36	200m 2:04.38	250m 2:36.42	300m 3:08.52	350m 3:41.03	400m 4:13.19
		31.45	31.88	32.02	32.04	32.10	32.51	32.16
	450m 4:45.44	500m 5:17.49	550m 5:49.80	600m 6:21.82	650m 6:54.20	700m 7:26.09	750m 7:58.01	
	32.25	32.05	32.31	32.02	32.38	31.89	31.92	30.36
17	2	2	VEGA Alberto	CRC	◆ 2005	0.65	8:30.87	22.13
	50m 28.84	100m 59.74	150m 1:31.62	200m 2:03.39	250m 2:35.51	300m 3:07.73	350m 3:40.30	400m 4:12.81
		30.90	31.88	31.77	32.12	32.22	32.57	32.51
	450m 4:45.20	500m 5:17.70	550m 5:50.24	600m 6:23.04	650m 6:55.85	700m 7:28.73	750m 8:00.69	
	32.39	32.50	32.54	32.80	32.81	32.88	31.96	30.18
18	1	5	WEISEL Elliot	RCKT	◆ 2005	0.72	8:31.47	22.73
	50m 28.18	100m 59.23	150m 1:30.93	200m 2:02.67	250m 2:34.84	300m 3:06.70	350m 3:38.99	400m 4:11.18
		31.05	31.70	31.74	32.17	31.86	32.29	32.19
	450m 4:43.45	500m 5:16.03	550m 5:48.86	600m 6:21.47	650m 6:54.29	700m 7:26.49	750m 7:58.88	
	32.27	32.58	32.83	32.61	32.82	32.20	32.39	32.59
19	2	7	NOWICKI Justin	VICT	◆ 2005	0.67	8:31.61	22.87
	50m 29.13	100m 1:00.93	150m 1:33.24	200m 2:05.44	250m 2:37.96	300m 3:10.16	350m 3:42.21	400m 4:14.52
		31.80	32.31	32.20	32.52	32.20	32.05	32.31
	450m 4:46.63	500m 5:18.89	550m 5:51.30	600m 6:23.68	650m 6:56.23	700m 7:28.61	750m 8:00.89	
	32.11	32.26	32.41	32.38	32.55	32.38	32.28	30.72
20	2	6	GINES TORRES Fabian	SYS-FL	2003	0.68	8:38.06	29.32
	50m 29.24	100m 1:00.43	150m 1:32.52	200m 2:05.05	250m 2:37.02	300m 3:09.49	350m 3:42.06	400m 4:14.89
		31.19	32.09	32.53	31.97	32.47	32.57	32.83
	450m 4:47.96	500m 5:21.41	550m 5:54.74	600m 6:28.22	650m 7:00.83	700m 7:34.70	750m 8:06.94	
	33.07	33.45	33.33	33.48	32.61	33.87	32.24	31.12
21	2	1	BALDANSA de ABREU	RFK		0.68	8:52.99	44.25
	50m 29.87	100m 1:02.23	150m 1:35.66	200m 2:08.65	250m 2:42.20	300m 3:15.56	350m 3:49.62	400m 4:23.13
		32.36	33.43	32.99	33.55	33.36	34.06	33.51
	450m 4:57.49	500m 5:31.28	550m 6:05.45	600m 6:39.25	650m 7:13.46	700m 7:47.23	750m 8:20.97	
	34.36	33.79	34.17	33.80	34.21	33.77	33.74	32.02
	2	3	KURUCZ Leo	TST-MV	2004		DNS	
	2	4	AYERS Alex	MAC-NC	◆ 2005		DNS	

Legend:

AR	American Record	DNS	Did Not Start	R.T.	Reaction Time	US	US Open Record
WJ	World Junior Record	WR	World Record	◆	Junior swimmer		

Official Timekeeping by Omega





2023 TYR Pro Swim Series

Fort Lauderdale, Florida

March 1 - 4



Event 25

4 MAR 2023 - 9:00 AM

Women's 100m Backstroke

Heats

Results Summary

Event Number 25

	Record	Split	Name	NAT Code	Location	Date
WR	57.45	28.10	McKEOWN Kaylee	AUS	Adelaide (AUS)	13 JUN 2021
AR	57.57	27.74	SMITH Regan	USA	Gwangju (KOR)	28 JUL 2019
US	57.76	28.06	SMITH Regan	USA	Greensboro, NC (USA)	29 APR 2022
WJ	57.57	27.74	SMITH Regan	USA	Gwangju (KOR)	28 JUL 2019

Rank	Heat	Lane	Name	Club Code	Year of Birth	R.T.	50m	Time	Time Behind
1	4	4	SMITH Regan	SUN	2002	0.56	28.82	1:00.02 31.20	A
2	2	4	HARRIS Medi	WAL	2002	0.66	29.23	1:00.19 30.96	0.17 A
3	3	4	SMOLIGA Olivia	SUN	1994	0.61	29.60	1:00.71 31.11	0.69 A
4	3	5	COX Lauren	GBR	2001	0.56	29.53	1:00.86 31.33	0.84 A
5	2	5	PELAEZ Erika	EA	◆ 2006	0.63	30.02	1:01.36 31.34	1.34 A
6	2	3	SIMS Bella	SAND	2005	0.60	30.34	1:02.14 31.80	2.12 A
7	4	3	DELOOF Gabby	TNAQ	1996	0.58	30.58	1:02.36 31.78	2.34 A
8	4	5	BERRINO Andrea	ARG	1994	0.60	30.19	1:02.53 32.34	2.51 A
9	3	3	WILHELM Kiley	LIFE	2004	0.74	29.92	1:02.62 32.70	2.60 B
10	3	2	GRIMES Katie	SAND	◆ 2006	0.62	30.98	1:02.89 31.91	2.87 B
11	4	6	PODKOSCIELNY Julia	PCS	2004	0.66	31.01	1:03.01 32.00	2.99 B
12	3	8	HIGGO Lila	BSS	◆ 2007	0.57	30.67	1:03.16 32.49	3.14 B
13	4	8	MENESES KOVACS Athena	TEAM	2004	0.72	30.58	1:03.24 32.66	3.22 B
14	3	6	DEBEVER McKenna	AGS	1996	0.64	31.27	1:03.55 32.28	3.53 B
15	2	7	DIACONESCU Rebecca	TRA	◆ 2006	0.61	31.04	1:03.59 32.55	3.57 B
16	2	1	NEAL Kayman	MAC-NC	◆ 2006	0.62	31.47	1:04.01 32.54	3.99 B
17	2	2	ISLETA Chloe	SUN	1998	0.55	30.80	1:04.03 33.23	4.01 C
=18	3	0	PETERSON Layne	ARMY	2003	0.53	31.06	1:04.26 33.20	4.24 C
=18	4	1	DONLAN Molly	MAC-NC	2005	0.58	30.74	1:04.26 33.52	4.24 C
20	4	2	NESTY Lillie	GSC-FL	◆ 2006	0.75	30.84	1:04.61 33.77	4.59 C
21	1	4	ERLENDSDOTTIR Elisabeth	BSS	2005	0.64	31.59	1:04.62 33.03	4.60 C
22	1	5	DOBSON Kennedi	EEX	◆ 2007	0.69	31.52	1:04.73 33.21	4.71 C
23	4	7	HODGES Macky	SAND	2004	0.64	31.37	1:04.97 33.60	4.95 C
24	2	9	MEYERS-LABENZ Kate	BSS	2005	0.53	31.70	1:05.00 33.30	4.98 C

Official Timekeeping by Omega





2023 TYR Pro Swim Series

Fort Lauderdale, Florida

March 1 - 4



Event 25

4 MAR 2023 - 9:00 AM

Women's 100m Backstroke

Heats

Results Summary

Event Number 25

Rank	Heat	Lane	Name	Club Code	Year of Birth	R.T.	50m	Time	Time Behind	
=25	3	7	MAJOR Scarlet	WAL	2003	0.57	31.85	1:05.09 33.24	5.07	R?
=25	4	9	McGRATH Rebecca	CAN	◆ 2006	0.73	31.56	1:05.09 33.53	5.07	R?
27	3	1	SOTOMAYOR Alexia	SAS	◆ 2006	0.52	31.08	1:05.15 34.07	5.13	
28	4	0	DERIVAUX Audrey	JW	◆ 2009	0.60	32.22	1:05.64 33.42	5.62	
29	2	0	PENNY Hayden	YSSC	◆ 2006	0.62	32.06	1:05.94 33.88	5.92	
30	2	8	PEROTTI Florencia	ARG	1992	0.68	32.25	1:06.12 33.87	6.10	
31	1	6	ECKERMAN Maeve	SYS-FL	◆ 2006	0.61	32.32	1:06.43 34.11	6.41	
32	1	1	WOLFE Brynna	UN-NC	2000	0.65	31.59	1:06.56 34.97	6.54	
33	1	0	RICHARDSON Jory	MAAC	2005	0.60	31.65	1:06.79 35.14	6.77	
34	3	9	CHASSER Caroline	BD	2005	0.67	32.73	1:07.11 34.38	7.09	
35	1	8	GRABOWSKI Jacqueline	FAA	1998	0.57	32.39	1:07.30 34.91	7.28	
36	2	6	LEE Arabella	VILL	2004	0.69	33.13	1:07.96 34.83	7.94	
37	1	2	CROSSLEY Christie	OCY		0.57	33.82	1:11.60 37.78	11.58	
	1	3	PUJADAS Riley	SSC	2002			DNS		
	1	7	PLATTS Daisy	AU	2000			DNS		

Legend:

A	Qualified for final A	AR	American Record	B	Qualified for final B
C	Qualified for final C	DNS	Did Not Start	R.T.	Reaction Time
R?	Involved in swim-off (reserve)	US	US Open Record	WJ	World Junior Record
WR	World Record	◆	Junior swimmer		

Official Timekeeping by Omega





2023 TYR Pro Swim Series

Fort Lauderdale, Florida

March 1 - 4



Event 26

4 MAR 2023 - 9:09 AM

Men's 100m Backstroke

Heats

Results Summary

Event Number 26

	Record	Split	Name	NAT Code	Location	Date
WR	51.60	25.14	CECCON Thomas	ITA	Budapest (HUN)	20 JUN 2022
AR	51.85	25.13	MURPHY Ryan	USA	Rio de Janeiro (BRA)	13 AUG 2016
US	51.94	25.35	PEIRSOL Aaron	USA	Indianapolis, IN (USA)	8 JUL 2009
WJ	52.53	25.53	KOLESNIKOV Kliment	RUS	Glasgow (GBR)	6 AUG 2018

Rank	Heat	Lane	Name	Club Code	Year of Birth	R.T.	50m	Time	Time Behind
1	2	4	RESS Justin	MVN	1997	0.61	26.13	54.19 28.06	A
2	4	4	MURPHY Ryan	CAL	1995	0.50	26.71	54.77 28.06	0.58 A
3	2	5	MARSHALL Jonny	FASTLE	2004	0.60	26.63	54.88 28.25	0.69 A
4	4	2	ALBIERO Nicolas	CARD	1999	0.63	26.62	54.91 28.29	0.72 A
5	4	5	NOGUEIRA COSTA Joao	POR	2001	0.55	26.80	55.09 28.29	0.90 A
6	3	5	ACEVEDO Javier	CAN	1998	0.55	27.01	55.66 28.65	1.47 A
7	3	4	ARMSTRONG Hunter	CAL	2001	0.59	26.65	55.67 29.02	1.48 A
8	3	7	THAMES Chris	MAAC	1998	0.59	27.20	56.06 28.86	1.87 A
9	2	2	SARAVIA Ulises	ARG	◆ 2005	0.55	26.88	56.31 29.43	2.12 B
10	2	6	PATTERSON Ryan	GW	1999	0.67	27.46	56.50 29.04	2.31 B
11	3	6	MALDARI Caleb	MAC-NC	◆ 2005	0.52	27.79	56.52 28.73	2.33 B
12	3	3	PINFOLD Brett	SHAC	1995	0.53	27.59	56.75 29.16	2.56 B
13	2	7	NORMAN Aiden	CAN	◆ 2006	0.61	27.73	56.78 29.05	2.59 B
14	4	7	JONES Elliott	UN-NT	2001	0.53	27.63	57.28 29.65	3.09 B
15	4	1	YUE LAU Shiu	HKG	1997	0.54	27.24	57.33 30.09	3.14 B
16	1	7	AHUMADA Maximiliano	FAA	1999	0.54	27.78	57.34 29.56	3.15 B
17	3	2	COURVILLE FORTIN Loic	CAN	2004	0.57	27.65	57.35 29.70	3.16 C
18	4	6	SPEAKMAN Zach	WAL	2002	0.58	27.73	57.55 29.82	3.36 C
19	3	8	STANTON Baylor	GA	◆ 2007	0.52	28.01	57.65 29.64	3.46 C
20	1	6	EDWARDS Alex	ARMY	2002	0.73	28.14	57.69 29.55	3.50 C
21	2	3	MORALES Yeziel	PUR	1996	0.55	27.86	57.76 29.90	3.57 C
22	1	5	KYSER Landon	BSS	◆ 2006	0.64	27.80	57.82 30.02	3.63 C
23	4	8	KLING Joey	ARMY	2004	0.65	28.09	58.05 29.96	3.86 C
=24	2	0	LEITH Zac	ARMY	2004	0.67	28.27	58.15 29.88	3.96 ?

Official Timekeeping by Omega





2023 TYR Pro Swim Series

Fort Lauderdale, Florida

March 1 - 4



Event 26

4 MAR 2023 - 9:09 AM

Men's 100m Backstroke

Heats

Results Summary

Event Number 26

Rank	Heat	Lane	Name	Club Code	Year of Birth	R.T.	50m	Time	Time Behind
=24	3	1	HARTING Zach	CARD	1997	0.55	27.81	58.15 30.34	3.96 ?
26	4	3	SMALL Joe	WAL	2000	0.55	28.01	58.53 30.52	4.34 R
27	2	1	ROLLEN Eli	RCKT	2004	0.73	28.42	58.73 30.31	4.54
28	3	0	BARTEE Granger	MAC-NC	◆ 2006	0.75	28.22	59.06 30.84	4.87
29	2	9	WINKLER Finn	EA	2004	0.60	28.78	59.59 30.81	5.40
30	2	8	NELSON Jensen	SPAC	2004	0.56	29.30	59.76 30.46	5.57
31	4	0	SMITH Noah	FASTFG	◆ 2005	0.69	28.18	1:00.04 31.86	5.85
32	1	4	ROCHE Ricardo	SOFL	1999	0.63	29.17	1:00.84 31.67	6.65
33	3	9	DUNBAR Jack	GA	2004	0.65	29.52	1:02.18 32.66	7.99
	1	2	KRAVCHENKO Drew	BSS	◆ 2007			DNS	
	1	3	DUNHAM Davis	MAC-NC	◆ 2006			DNS	
	4	9	EATON Taylor	FAA	2003			DSQ	

Legend:

?	Involved in swim-off	A	Qualified for final A	AR	American Record
B	Qualified for final B	C	Qualified for final C	DNS	Did Not Start
DSQ	Disqualified	R	Reserve	R.T.	Reaction Time
US	US Open Record	WJ	World Junior Record	WR	World Record
◆	Junior swimmer				

Official Timekeeping by Omega





2023 TYR Pro Swim Series

Fort Lauderdale, Florida

March 1 - 4



Event 27

4 MAR 2023 - 9:18 AM

Women's 200m Breaststroke

Heats

Results Summary

Event Number 27

	Record	Splits	Name	NAT Code	Location	Date
WR	2:18.95	31.64 1:07.06 1:42.48	SCHOENMAKER Tatjana	RSA	Tokyo (JPN)	30 JUL 2021
AR	2:19.59	32.49 1:08.10 1:43.95	SONI Rebecca	USA	London (GBR)	2 AUG 2012
US	2:20.38	31.78 1:06.82 1:43.13	SONI Rebecca	USA	Indianapolis, IN (USA)	11 JUL 2009
WJ	2:19.64	32.10 1:07.59 1:43.52	GUNES Viktoria	TUR	Singapore (SGP)	30 AUG 2015

Rank	Heat	Lane	Name	Club Code	Year of Birth	R.T.	50m	100m	150m	Time	Time Behind
1	4	4	KING Lilly	ISC	1997	0.69	32.39	1:10.31 37.92	1:50.51 40.20	2:27.90	A
2	2	4	WOG Kelsey	CAN		0.65	33.80	1:11.66 37.86	1:49.77 38.11	2:28.27	0.37 A
3	3	4	LAZOR Annie	ISC	1994	0.73	34.27	1:12.49 38.22	1:50.70 38.21	2:29.77	1.87 A
4	2	5	HANLON Kara	GBR	1997	0.66	33.79	1:11.91 38.12	1:51.30 39.39	2:30.12	2.22 A
5	4	3	BERNHARDT Rachel	TEAM	1995	0.71	34.47	1:12.67 38.20	1:52.05 39.38	2:31.03	3.13 A
6	3	3	CIEPLUCHA Tess	TNAQ	1998	0.74	34.79	1:13.08 38.29	1:52.08 39.00	2:31.40	3.50 A
7	4	6	YAGER Alexis	TNAQ	1998	0.72	35.15	1:13.56 38.41	1:52.42 38.86	2:31.48	3.58 A
8	4	7	ANGUS Sophie	CAN	1999	0.69	34.88	1:13.34 38.46	1:53.02 39.68	2:32.21	4.31 A
9	3	5	HERKLE Kim Emely	UN-KY	2003	0.79	35.05	1:13.23 38.18	1:53.08 39.85	2:33.31	5.41 B
10	4	9	MIGAULT Aurelie	ARMY	2002	0.71	34.62	1:12.99 38.37	1:53.50 40.51	2:33.57	5.67 B
11	4	2	KLAMFOTH Avery	MAC-NC	◆ 2007	0.74	35.64	1:14.20 38.56	1:53.66 39.46	2:33.78	5.88 B
12	3	6	WEYANT Gracie	SYS-FL	2005	0.72	35.87	1:15.25 39.38	1:55.43 40.18	2:35.45	7.55 B
13	2	6	PLAZA Sofia	MAC-NC	2005	0.83	36.11	1:15.27 39.16	1:55.39 40.12	2:35.66	7.76 B
14	3	7	KING Abby	WEST	◆ 2007	0.71	35.83	1:14.67 38.84	1:55.32 40.65	2:36.61	8.71 B
15	2	0	ATEN Danica	SYS-FL	◆ 2008	0.72	36.95	1:16.58 39.63	1:57.16 40.58	2:37.69	9.79 B
16	2	1	SANTOS Emily	MVAC	2005	0.72	35.70	1:15.22 39.52	1:56.80 41.58	2:37.85	9.95 B
17	2	8	MALYSHEV Ekaterina	WOW	◆ 2007	0.68	36.88	1:17.35 40.47	1:57.42 40.07	2:37.87	9.97 C
18	3	8	HUNT Grace	YSSC	◆ 2007	0.74	37.06	1:16.56 39.50	1:57.27 40.71	2:38.92	11.02 C
19	3	0	ORTEGA GIL Mariana	MEX	2003	0.65	36.57	1:17.33 40.76	1:59.16 41.83	2:40.48	12.58 C
20	2	2	RAINEY Grace	MAC-NC	2004	0.78	35.76	1:16.19 40.43	1:57.73 41.54	2:40.70	12.80 C
21	4	0	BARTLETT Calysta	UN-CA	2002	0.71	36.38	1:16.72 40.34	1:58.88 42.16	2:41.04	13.14 C
22	1	3	LANNING Gracie	BSS	◆ 2006	0.68	36.26	1:16.90 40.64	1:59.43 42.53	2:41.19	13.29 C
23	4	8	SHAHBOZ Gwen	GSC-FL	2005	0.66	36.60	1:17.10 40.50	1:59.13 42.03	2:41.76	13.86 C
24	1	5	BRUINING Heidi	UN-NC	2004	0.76	36.18	1:15.57 39.39	1:58.00 42.43	2:42.25	14.35 C

Official Timekeeping by Omega





2023 TYR Pro Swim Series

Fort Lauderdale, Florida

March 1 - 4



Event 27

4 MAR 2023 - 9:18 AM

Women's 200m Breaststroke

Heats

Results Summary

Event Number 27

Rank	Heat	Lane	Name	Club Code	Year of Birth	R.T.	50m	100m	150m	Time	Time Behind
25	2	7	WARNICK Lucy	SAND	◆ 2006	0.69	35.89	1:16.16 40.27	1:58.81 42.65	2:42.30 43.49	14.40 R
26	2	9	BOTTING Riley	PCS	2005	0.72	36.43	1:16.86 40.43	1:59.37 42.51	2:42.48 43.11	14.58 R
27	3	1	DINEHART Olivia	SOFL	2005	0.75	36.30	1:17.39 41.09	1:59.90 42.51	2:43.07 43.17	15.17
28	3	9	GILMORE Catriona	ARMY	2004	0.60	37.19	1:18.03 40.84	2:00.84 42.81	2:43.64 42.80	15.74
29	1	4	KLEINSMITH Maggie	VILL	2001	0.73	36.49	1:17.85 41.36	2:00.96 43.11	2:45.11 44.15	17.21
	2	3	ANDERSON Olivia	AQJT	1997					DNS	
	3	2	ANDISON Bailey	CAN	1997					DNS	
	4	1	PODKOSCIELNY Julia	PCS	2004					DNS	
	4	5	CEBALLOS Macarena Aileen	ARG	1995					DNS	

Legend:

A	Qualified for final A	AR	American Record	B	Qualified for final B	C	Qualified for final C
DNS	Did Not Start	R	Reserve	R.T.	Reaction Time	US	US Open Record
WJ	World Junior Record	WR	World Record	◆	Junior swimmer		

Official Timekeeping by Omega





2023 TYR Pro Swim Series

Fort Lauderdale, Florida

March 1 - 4



Event 28

4 MAR 2023 - 9:32 AM

Men's 200m Breaststroke

Heats

Results Summary

Event Number 28

	Record	Splits	Name	NAT Code	Location	Date
WR	2:05.95	29.43 1:01.89 1:34.32	STUBBLETY-COOK Zac	AUS	Adelaide (AUS)	19 MAY 2022
AR	2:07.17		PRENOT Josh	USA	Omaha (USA)	30 JUN 2016
US	2:07.17	29.21 1:01.67 1:34.19	PRENOT Josh	USA	Omaha, NE (USA)	30 JUN 2016
WJ	2:09.39	29.58 1:02.58 1:35.92	QIN Haiyang	CHN	Budapest (HUN)	27 JUL 2017

Rank	Heat	Lane	Name	Club Code	Year of Birth	R.T.	50m	100m	150m	Time	Time Behind
1	5	4	McKEE Anton	PRVT	1993	0.66	30.23	1:04.24 34.01	1:38.21 33.97	2:13.18	A
2	1	5	LICON Will	TXLA	1994	0.71	30.86	1:04.78 33.92	1:39.44 34.66	2:14.33	1.15 A
3	4	5	COPE Tommy	CW	1997	0.61	31.42	1:05.76 34.34	1:40.47 34.71	2:15.67	2.49 A
4	6	5	KALISZ Chase	SUN	1994	0.73	30.96	1:06.10 35.14	1:41.78 35.68	2:16.20	3.02 A
5	6	4	FINK Nic	MAAC	1993	0.73	30.88	1:05.79 34.91	1:41.38 35.59	2:16.39	3.21 A
6	6	3	BUTLER Gregory	GBR	2000	0.74	30.85	1:05.92 35.07	1:41.37 35.45	2:16.41	3.23 A
7	4	6	TAIVASSALO Brayden	CAN	2004	0.64	31.25	1:06.25 35.00	1:41.38 35.13	2:16.53	3.35 A
8	5	5	PILGER Maximilian	ISC	1996	0.67	31.04	1:06.16 35.12	1:41.62 35.46	2:17.02	3.84 A
9	4	3	DELMAR Ben	MAC-NC	♦ 2005	0.69	31.37	1:05.99 34.62	1:41.22 35.23	2:17.03	3.85 B
10	6	2	CHAVEZ GONZALEZ Miguel	MEX	1995	0.63	30.89	1:05.80 34.91	1:40.87 35.07	2:17.70	4.52 B
11	6	7	HORREGO Julio	SOFL	1998	0.70	31.21	1:06.22 35.01	1:41.93 35.71	2:17.93	4.75 B
12	5	3	BOOTH Kyle	WAL	2001	0.63	30.96	1:05.60 34.64	1:41.32 35.72	2:18.02	4.84 B
13	2	5	RANKIN Kohen	ARMY	2003	0.60	31.12	1:06.09 34.97	1:41.95 35.86	2:18.27	5.09 B
14	5	7	DUBAS Mateusz	UN-FL	2001	0.69	31.29	1:06.31 35.02	1:42.03 35.72	2:18.29	5.11 B
15	5	8	BANNISTER Bruce	ARMY	2001	0.65	31.02	1:06.20 35.18	1:42.34 36.14	2:19.52	6.34 B
16	4	9	HEARY Liam	SYS-FL	♦ 2005	0.75	31.94	1:07.87 35.93	1:44.21 36.34	2:20.13	6.95 B
17	5	6	SANDERS Grant	TBAY	1997	0.76	31.90	1:07.15 35.25	1:43.51 36.36	2:20.14	6.96 C
18	6	8	SIMPSON Neil	CAN	1999	0.58	32.25	1:08.73 36.48	1:44.97 36.24	2:20.26	7.08 C
19	4	7	LITHERLAND Jay	SUN	1995	0.75	32.66	1:08.24 35.58	1:44.36 36.12	2:21.12	7.94 C
20	1	3	LILLIBRIDGE Dalton	FAA	2000	0.72	31.79	1:06.78 34.99	1:43.45 36.67	2:21.17	7.99 C
21	6	1	MARTIN Giulian	CANE	♦ 2006	0.68	31.99	1:07.57 35.58	1:44.22 36.65	2:21.50	8.32 C
22	5	9	CHIAM Cohen	BSS	♦ 2006	0.63	32.44	1:08.31 35.87	1:44.65 36.34	2:21.58	8.40 C
23	3	4	THOMAS Nathan	CAN	♦ 2005	0.62	32.07	1:08.40 36.33	1:45.58 37.18	2:22.30	9.12 C
24	2	2	RESTO Diego Andres	PUR	♦ 2005	0.67	32.06	1:08.68 36.62	1:45.03 36.35	2:22.53	9.35 C

Official Timekeeping by Omega





2023 TYR Pro Swim Series

Fort Lauderdale, Florida

March 1 - 4



Event 28

4 MAR 2023 - 9:32 AM

Men's 200m Breaststroke

Heats

Results Summary

Event Number 28

Rank	Heat	Lane	Name	Club Code	Year of Birth	R.T.	50m	100m	150m	Time	Time Behind
25	5	2	HOLTY Nathan	OSU	2001	0.63	32.02	1:08.32 36.30	1:45.51 37.19	2:22.73 37.22	9.55 R
26	4	8	SMILEY Dylan	MCDA	◆ 2005	0.65	31.99	1:08.28 36.29	1:45.15 36.87	2:22.75 37.60	9.57 R
27	4	2	HECK Will	BSS	2004	0.71	31.51	1:07.46 35.95	1:44.83 37.37	2:23.29 38.46	10.11
28	3	7	HALLORAN Henry	VILL	2002	0.71	32.87	1:08.95 36.08	1:46.37 37.42	2:23.30 36.93	10.12
29	4	0	RUIZ Xavier	RAC	◆ 2006	0.60	32.98	1:09.33 36.35	1:46.90 37.57	2:23.51 36.61	10.33
30	1	4	DROTAR Zach	CATO	◆ 2005	0.72	31.95	1:08.22 36.27	1:45.51 37.29	2:23.53 38.02	10.35
31	3	5	ROMMANEEKOCHCHAKO.	BSS	◆ 2005	0.66	32.74	1:09.11 36.37	1:46.69 37.58	2:23.72 37.03	10.54
32	3	6	LANDRY Alexandre	CAN	2003	0.67	32.71	1:09.20 36.49	1:46.21 37.01	2:23.92 37.71	10.74
33	1	2	BERNAUER Clayton	ARMY	2002	0.64	32.55	1:08.91 36.36	1:45.81 36.90	2:24.25 38.44	11.07
34	1	1	HEYSEN Ian	BD	◆ 2007	0.66	32.71	1:08.95 36.24	1:46.28 37.33	2:24.51 38.23	11.33
35	3	3	McNAMARA John	BSS	◆ 2006	0.59	32.38	1:09.41 37.03	1:47.32 37.91	2:24.84 37.52	11.66
36	3	8	HAO Kevin	ALTO	2000	0.67	32.10	1:07.85 35.75	1:45.65 37.80	2:24.95 39.30	11.77
37	1	8	VALDEZ Kyle	UN-AZ	2002	0.65	33.79	1:10.20 36.41	1:47.62 37.42	2:25.02 37.40	11.84
38	5	1	GRIESHOP Sean	CAL	1998	0.70	33.30	1:10.07 36.77	1:47.36 37.29	2:25.14 37.78	11.96
39	2	4	RUBIN Yona	SFTL	2000	0.68	32.96	1:10.17 37.21	1:47.84 37.67	2:25.69 37.85	12.51
40	6	0	VEIT Eric	BHA	1998	0.65	32.29	1:08.90 36.61	1:46.87 37.97	2:26.57 39.70	13.39
41	2	8	ATEN Casey	SYS-FL	◆ 2005	0.66	33.76	1:10.85 37.09	1:49.44 38.59	2:27.05 37.61	13.87
42	2	6	TIRADO Ryan	PUR	◆ 2005	0.62	32.91	1:09.78 36.87	1:47.56 37.78	2:27.26 39.70	14.08
43	3	1	ZAMIR Eldad	BSS	◆ 2006	0.65	33.19	1:10.91 37.72	1:49.97 39.06	2:27.37 37.40	14.19
44	3	0	STEWART Asa	ACE	2001	0.68	32.73	1:10.11 37.38	1:49.67 39.56	2:27.58 37.91	14.40
45	5	0	KLEIN Freddy	MAC-NC	◆ 2005	0.77	33.16	1:10.88 37.72	1:49.73 38.85	2:27.76 38.03	14.58
46	3	9	DERANI Victor	BSS	2004	0.70	33.04	1:10.08 37.04	1:48.40 38.32	2:27.86 39.46	14.68
47	2	3	SANTANA Breno	AZFL	◆ 2005	0.72	32.19	1:08.52 36.33	1:47.43 38.91	2:27.95 40.52	14.77
48	6	9	GROENEWOLD Calvin	UN-IL	2002	0.67	33.06	1:10.65 37.59	1:49.22 38.57	2:28.12 38.90	14.94
49	6	6	SANES Adriel	STAR	1998	0.69	32.08	1:09.25 37.17	1:48.36 39.11	2:28.75 40.39	15.57
50	2	9	CRUZ Esteban	AZFL	2002	0.68	33.04	1:12.29 39.25	1:50.63 38.34	2:28.83 38.20	15.65
51	3	2	JOOS Louis	BSS	◆ 2007	0.64	33.00	1:10.85 37.85	1:51.47 40.62	2:30.04 38.57	16.86

Official Timekeeping by Omega





2023 TYR Pro Swim Series

Fort Lauderdale, Florida

March 1 - 4



Event 28

4 MAR 2023 - 9:32 AM

Men's 200m Breaststroke

Heats

Results Summary

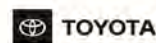
Event Number 28

Rank	Heat	Lane	Name	Club Code	Year of Birth	R.T.	50m	100m	150m	Time	Time Behind
52	1	6	ECKERMAN Max	SYS-FL	2004	0.64	32.77	1:10.92 38.15	1:50.90 39.98	2:31.43 40.53	18.25
53	2	0	LARSON Evan	BSS	2004	0.71	34.39	1:12.27 37.88	1:52.38 40.11	2:33.16 40.78	19.98
54	2	7	PORCH Wyatt	BSS	◆ 2006	0.62	33.75	1:12.34 38.59	1:53.86 41.52	2:35.49 41.63	22.31
55	1	7	CAMPBELL Kito	AZFL	2003	0.67	32.95	1:10.76 37.81	1:52.43 41.67	2:37.67 45.24	24.49
	2	1	ONUR Sinan	CAN	◆ 2005					DNS	
	4	1	MARTIN Dario	OSC	2004					DNS	
	4	4	SWANSON Charlie	NOVAVA	1998					DSQ	

Legend:

A	Qualified for final A	AR	American Record	B	Qualified for final B
C	Qualified for final C	DNS	Did Not Start	DSQ	Disqualified
R	Reserve	R.T.	Reaction Time	US	US Open Record
WJ	World Junior Record	WR	World Record	◆	Junior swimmer

Official Timekeeping by Omega





2023 TYR Pro Swim Series

Fort Lauderdale, Florida

March 1 - 4



Event 29

4 MAR 2023 - 9:53 AM

Women's 100m Butterfly

Heats

Results Summary

Event Number 29

	Record	Split	Name	NAT Code	Location	Date
WR	55.48	26.01	SJOESTROEM Sarah	SWE	Rio de Janeiro (BRA)	7 AUG 2016
AR	55.64	25.72	HUSKE Torri	USA	Budapest (HUN)	19 JUN 2022
US	55.66	25.72	HUSKE Torri	USA	Omaha, NE (USA)	14 JUN 2021
WJ	56.43	25.64	CURZAN Claire	USA	Cary (USA)	14 MAY 2021

Rank	Heat	Lane	Name	Club Code	Year of Birth	R.T.	50m	Time	Time Behind
1	4	4	SMITH Regan	SUN	2002	0.66	27.31	57.54 30.23	A
2	5	5	SAVARD Katerine	CAN	1993	0.62	27.68	59.24 31.56	1.70 A
3	5	3	JANSEN Ella	CAN	2005	0.72	28.61	59.27 30.66	1.73 A
4	4	5	HINDS Natalie	GSC-FL	1993	0.68	27.87	59.61 31.74	2.07 A
5	3	6	CANNINGS Kamryn	CAN	2005	0.72	28.39	59.74 31.35	2.20 A
6	3	4	JONES Harriet	WAL	1997	0.66	27.71	1:00.18 32.47	2.64 A
7	4	3	GINGRICH Leah	HURR	1990	0.67	28.30	1:00.41 32.11	2.87 A
8	3	5	WILHELM Kiley	LIFE	2004	0.72	27.96	1:00.55 32.59	3.01 A
9	5	6	MATA COCCO Maria Jose	MEX	1994	0.65	28.93	1:00.61 31.68	3.07 B
10	5	7	MENESES KOVACS Athena	TEAM	2004	0.65	28.58	1:00.89 32.31	3.35 B
11	3	3	PACHECO CUNHA Mariana	POR	2004	0.71	28.26	1:00.95 32.69	3.41 B
12	3	2	ARROYO CUARA Laura Sofia	MEX	1997	0.63	28.70	1:01.01 32.31	3.47 B
13	2	1	GERSPER Aspen	SAS	2005	0.62	28.67	1:01.09 32.42	3.55 B
14	5	1	BECERRA QUINTANIL.	SMU	2001	0.69	28.49	1:01.24 32.75	3.70 B
15	4	2	MONTEIRO Ana Catarina	POR	1993	0.65	29.06	1:01.35 32.29	3.81 B
16	4	1	SAUICKIE Addison	SYS-FL	◆ 2006	0.68	29.05	1:01.53 32.48	3.99 B
17	4	8	DERIVAUX Audrey	JW	◆ 2009	0.82	28.76	1:01.62 32.86	4.08 C
=18	4	0	GRIMES Katie	SAND	◆ 2006	0.68	29.26	1:01.68 32.42	4.14 C
=18	5	2	CLARK Maxine	CAN	◆ 2008	0.72	28.86	1:01.68 32.82	4.14 C
20	5	8	BANOS Samantha	UCSB	2004	0.68	29.33	1:01.73 32.40	4.19 C
21	3	1	DONLAN Molly	MAC-NC	2005	0.75	28.82	1:01.83 33.01	4.29 C
22	4	7	LYON Lily	MWA	2000	0.62	28.63	1:01.91 33.28	4.37 C
23	3	7	MASSEY Ashlyn	CAN	◆ 2006	0.75	29.09	1:02.54 33.45	5.00 C
24	4	9	LYN Sabrina	BSS	2004	0.70	28.94	1:02.78 33.84	5.24 C

Official Timekeeping by Omega





2023 TYR Pro Swim Series

Fort Lauderdale, Florida

March 1 - 4



Event 29

4 MAR 2023 - 9:53 AM

Women's 100m Butterfly

Heats

Results Summary

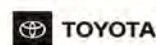
Event Number 29

Rank	Heat	Lane	Name	Club Code	Year of Birth	R.T.	50m	Time	Time Behind	
25	2	7	COLE Meghan	ARMY	2003	0.69	29.75	1:03.23 33.48	5.69	R
26	5	0	GWINN Applejean	SAND	◆ 2006	0.66	29.41	1:03.30 33.89	5.76	R
27	3	0	JORGE Sofia	MACM	◆ 2008	0.70	29.39	1:03.36 33.97	5.82	
28	3	9	WHITE Katie	VILL	2004	0.75	29.77	1:03.40 33.63	5.86	
29	2	2	CROOKS Jillian	TAC-NC	◆ 2006	0.61	29.88	1:03.72 33.84	6.18	
30	1	4	ARCHIBALD Lily	RAC	◆ 2007	0.75	30.01	1:03.86 33.85	6.32	
31	1	3	KALAWSKA Sara	UN-NC	2003	0.70	30.04	1:03.97 33.93	6.43	
32	1	7	McCRANIE Julianne	PCS	◆ 2006	0.70	29.67	1:04.13 34.46	6.59	
33	2	9	ZBORAN Abigail	SPAC	2004	0.68	30.62	1:04.17 33.55	6.63	
34	5	9	NEAL Kayman	MAC-NC	◆ 2006	0.70	29.99	1:04.23 34.24	6.69	
35	3	8	LITTLEJOHN Laura	NZL	2004	0.72	30.13	1:04.28 34.15	6.74	
36	1	5	WONG Anthea	UN-MR	2002	0.68	30.00	1:04.36 34.36	6.82	
37	2	5	del RIO BROWN Portia	PUR	2000	0.73	30.92	1:04.94 34.02	7.40	
38	2	4	LEE Arabella	VILL	2004	0.67	30.68	1:04.99 34.31	7.45	
39	1	6	MURRAY Kate	WRAT	◆ 2006	0.61	30.29	1:05.54 35.25	8.00	
40	2	8	KUDLAC Avery	LEHY	2005	0.65	30.64	1:05.62 34.98	8.08	
41	2	3	HEIZER Abigail	SPAC	◆ 2006	0.59	29.93	1:06.19 36.26	8.65	
42	2	6	CROSSLEY Christie	OCY		0.75	31.20	1:09.06 37.86	11.52	
	1	2	MURPHY Julia	BSS	◆ 2006			DNS		
	2	0	CHAN Ella	BSS	◆ 2006			DNS		
	4	6	MIKKELSEN Amalie	DEN	1997			DNS		
	5	4	BECKMANN Emilie	DEN	1997			DSQ		

Legend:

A	Qualified for final A	AR	American Record	B	Qualified for final B
C	Qualified for final C	DNS	Did Not Start	DSQ	Disqualified
R	Reserve	R.T.	Reaction Time	US	US Open Record
WJ	World Junior Record	WR	World Record	◆	Junior swimmer

Official Timekeeping by Omega





2023 TYR Pro Swim Series

Fort Lauderdale, Florida

March 1 - 4



Event 30

4 MAR 2023 - 10:04 AM

Men's 100m Butterfly

Heats

Results Summary

Event Number 30

	Record	Split	Name	NAT Code	Location	Date
WR	49.45	23.00	DRESSEL Caeleb	USA	Tokyo (JPN)	31 JUL 2021
AR	49.45	23.00	DRESSEL Caeleb	USA	Tokyo (JPN)	30 JUL 2021
US	49.76	23.31	DRESSEL Caeleb	USA	Omaha, NE (USA)	18 JUN 2021
WJ	50.62	23.85	MILAK Kristof	HUN	Budapest (HUN)	29 JUL 2017

Rank	Heat	Lane	Name	Club Code	Year of Birth	R.T.	50m	Time	Time Behind
1	7	4	CASAS Shaine	TXLA	1999	0.62	23.68	51.05 27.37	A
2	7	3	HARTING Zach	CARD	1997	0.70	24.88	52.41 27.53	1.36 A
3	6	4	ANDREW Michael	MASA	1999	0.71	24.43	52.43 28.00	1.38 A
4	5	3	KHARUN Ilya	SAND	◆ 2005	0.74	24.55	52.47 27.92	1.42 A
5	5	4	JULIAN Trenton	MVN	1998	0.71	24.90	52.50 27.60	1.45 A
6	5	6	INGRAM Jamie	GBR	1998	0.71	24.81	52.96 28.15	1.91 A
7	6	5	MATOS RIBEIRO Diogo	POR	2004	0.63	24.51	52.99 28.48	1.94 A
8	6	7	WINKLER Kaii	EA	◆ 2006	0.70	25.17	53.10 27.93	2.05 A
=9	6	3	MURPHY Ryan	CAL	1995	0.62	25.01	53.11 28.10	2.06 B
=9	6	6	KUSCH Marius	ISC	1993	0.71	24.72	53.11 28.39	2.06 B
11	7	6	ALBIERO Nicolas	CARD	1999	0.66	25.01	53.18 28.17	2.13 B
12	5	5	MOTA Kayky	BRA	1999	0.71	24.74	53.27 28.53	2.22 B
13	7	7	BALBI Diego	SAS	◆ 2005	0.68	25.64	53.52 27.88	2.47 B
14	7	2	FRASER Lewis	WAL	2000	0.62	25.13	53.77 28.64	2.72 B
15	5	7	ALTAMIR Luiz	BRA	1996	0.66	25.16	53.82 28.66	2.77 B
16	1	5	SIVEC Vili	UN-CC	2003	0.66	25.49	53.99 28.50	2.94 B
17	6	0	RICHARDS Matthew	WAL	2002	0.61	25.05	54.13 29.08	3.08 C
18	5	2	CARSWELL Tom	WAL	2000	0.71	25.06	54.24 29.18	3.19 C
19	7	0	IGA Jorge	PRVT	1997	0.70	25.58	54.26 28.68	3.21 C
20	6	1	PINTO URBANA A.F.	MEX	1999	0.62	25.81	54.37 28.56	3.32 C
21	7	1	KIBLER Drew	CSC-IN	2000	0.66	25.66	54.39 28.73	3.34 C
22	6	2	MOUSSALEM Iago	MAAC	1998	0.64	25.36	54.48 29.12	3.43 C
23	5	8	RUVALCABA CRUZ Hector	TAMU	1997	0.69	25.86	54.54 28.68	3.49 C
24	6	8	URBINA PRIETO Ricardo	MEX	1997	0.65	25.85	54.70 28.85	3.65 C

Official Timekeeping by Omega





2023 TYR Pro Swim Series

Fort Lauderdale, Florida

March 1 - 4



Event 30

4 MAR 2023 - 10:04 AM

Men's 100m Butterfly

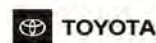
Heats

Results Summary

Event Number 30

Rank	Heat	Lane	Name	Club Code	Year of Birth	R.T.	50m	Time	Time Behind	
25	4	3	SMILEY Dylan	MCDA	◆ 2005	0.63	25.72	55.04 29.32	3.99	R
26	6	9	ODLUM-SMITH Jayhan	AZFL	2002	0.68	25.71	55.08 29.37	4.03	R
27	4	1	RAMIREZ CARRANZA Daniel	WASC	1992	0.63	25.36	55.12 29.76	4.07	
28	5	1	VINCENT Davidson	AZFL	2001	0.69	25.88	55.21 29.33	4.16	
29	4	6	DUNCAN Nicholas	CAN	◆ 2006	0.71	25.97	55.23 29.26	4.18	
30	5	9	EDWARDS Rhys	WAL	2002	0.72	25.89	55.29 29.40	4.24	
31	4	4	BAFFICO Felipe	SYS-FL	◆ 2005	0.66	26.16	55.32 29.16	4.27	
32	3	2	HILL Aidan	MAC-NC	◆ 2005	0.70	26.01	55.43 29.42	4.38	
33	3	4	BOUWMAN Leif	JDST	2004	0.69	25.96	55.73 29.77	4.68	
34	3	6	MARSHALL Jonny	FASTLE	2004	0.69	26.13	55.82 29.69	4.77	
35	4	5	VASQUEZ Carlos	UN-FG	2000	0.66	26.62	56.09 29.47	5.04	
36	3	5	OMIELAN Glen	PCSC	2004	0.60	26.00	56.34 30.34	5.29	
37	4	2	BONNICHSEN Kasper	DEN	2002	0.61	26.21	56.45 30.24	5.40	
38	2	1	KROLL John	MAC-NC	◆ 2006	0.62	25.77	56.51 30.74	5.46	
39	2	5	KLATT Grant	UN-GU	2003	0.67	26.75	56.75 30.00	5.70	
40	2	6	DAGENAIS Victor	CAN	2004	0.65	26.56	56.78 30.22	5.73	
41	3	1	BONUGLIA Valerio	SAS	2004	0.62	26.78	57.02 30.24	5.97	
42	3	9	WEIGEL Isaac	IFLY	2003	0.64	25.92	57.09 31.17	6.04	
43	2	2	RUSSELL Kellen	TAC-NC	2004	0.77	27.03	57.37 30.34	6.32	
44	2	3	ROHACS Caleb	MELB	◆ 2006	0.56	27.20	57.70 30.50	6.65	
45	3	8	JAO Nathan	ARMY	2004	0.65	26.98	57.72 30.74	6.67	
46	5	0	CASTRO Frederico	BRA	1989	0.72	26.74	57.81 31.07	6.76	
=47	2	7	PARISE Zachary	CAN	◆ 2006	0.77	27.09	58.11 31.02	7.06	
=47	2	8	McGRADY Colton	SPAC	2004	0.60	27.19	58.11 30.92	7.06	
49	1	3	BOWEN Dowl	BSS	2004	0.60	26.63	58.34 31.71	7.29	
50	2	4	HILL Xavier	UN-CO	2004	0.63	26.83	58.54 31.71	7.49	
	1	4	GAZIEV Ruslan	OSU	1999			DNS		

Official Timekeeping by Omega





2023 TYR Pro Swim Series

Fort Lauderdale, Florida

March 1 - 4



Event 30

4 MAR 2023 - 10:04 AM

Men's 100m Butterfly

Heats

Results Summary

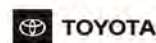
Event Number 30

Rank	Heat	Lane	Name	Club Code	Year of Birth	R.T.	50m	Time	Time Behind
	3	0	TOLENTINO Seth	BSS	◆ 2005			DNS	
	3	3	KYSER Landon	BSS	◆ 2006			DNS	
	3	7	PORCH Wyatt	BSS	◆ 2006			DNS	
	4	0	VEGAS Armando	UN-IN	2002			DNS	
	4	7	ARAYA Gabriel	UN-FL	1999			DNS	
	4	8	LANCASTER Carter	BSS	◆ 2006			DNS	
	4	9	CLINTON Harrison	CAC	2003			DNS	
	7	5	STEWART Coleman	WOLF	1998			DNS	
	7	8	HUSSEIN Ahmed	FAA	2001			DNS	
	7	9	de CASTRO Frederico	CAC	1989			DNS	

Legend:

A	Qualified for final A	AR	American Record	B	Qualified for final B	C	Qualified for final C
DNS	Did Not Start	R	Reserve	R.T.	Reaction Time	US	US Open Record
WJ	World Junior Record	WR	World Record	◆	Junior swimmer		

Official Timekeeping by Omega





2023 TYR Pro Swim Series

Fort Lauderdale, Florida

March 1 - 4



Event 31

4 MAR 2023 - 10:20 AM

Women's 200m Individual Medley

Heats

Results Summary

Event Number 31

	Record	Splits				Name	NAT Code	Location	Date
WR	2:06.12	27.30	58.94	1:35.64	HOSSZU Katinka	HUN	Kazan (RUS)	3 AUG 2015	
AR	2:06.15	27.72	59.24	1:36.31	KUKORS Ariana	USA	Rome (ITA)	27 JUL 2009	
US	2:07.84	27.62	1:00.23	1:37.08	WALSH Alex	USA	Greensboro, NC (USA)	30 APR 2022	
WJ	2:08.70	27.26	59.78	1:38.89	McINTOSH Summer	USA	Birmingham (GBR)	1 AUG 2022	

Rank	Heat	Lane	Name	Club Code	Year of Birth	R.T.	50m	100m	150m	Time	Time Behind
1	4	4	McINTOSH Summer	SYS-FL	◆ 2006	0.80	27.89	1:01.46 33.57	1:39.93 38.47	2:12.01 32.08	A
2	4	5	SMITH Leah	TXLA	1995	0.71	29.09	1:03.04 33.95	1:42.21 39.17	2:12.90 30.69	0.89 A
3	2	4	HARVEY Maria Sophie	CAN	1999	0.71	29.37	1:04.57 35.20	1:41.82 37.25	2:13.35 31.53	1.34 A
4	2	2	GRIMES Katie	SAND	◆ 2006	0.68	29.43	1:02.94 33.51	1:45.24 42.30	2:15.82 30.58	3.81 A
5	1	4	IVEY Isabel	UN-FL	2000	0.74	28.38	1:02.49 34.11	1:43.63 41.14	2:15.97 32.34	3.96 A
6	3	4	WOG Kelsey	CAN		0.67	29.64	1:06.49 36.85	1:44.54 38.05	2:16.62 32.08	4.61 A
7	4	3	ANDISON Bailey	CAN	1997	0.67	30.06	1:05.14 35.08	1:44.42 39.28	2:16.77 32.35	4.76 A
8	3	5	CIEPLUCHA Tess	TNAQ	1998	0.80	30.12	1:06.24 36.12	1:46.40 40.16	2:17.99 31.59	5.98 A
9	2	6	DEBEVER McKenna	AGS	1996	0.74	29.84	1:05.17 35.33	1:45.61 40.44	2:18.01 32.40	6.00 B
10	3	7	MATTES Michaela	SYS-FL	2005	0.81	29.77	1:04.60 34.83	1:46.64 42.04	2:18.13 31.49	6.12 B
11	4	7	KLAMFOTH Avery	MAC-NC	◆ 2007	0.74	31.12	1:06.34 35.22	1:46.42 40.08	2:18.94 32.52	6.93 B
12	3	3	WEYANT Gracie	SYS-FL	2005	0.77	31.12	1:07.01 35.89	1:47.20 40.19	2:18.95 31.75	6.94 B
13	4	1	ISLETA Chloe	SUN	1998	0.69	31.75	1:05.73 33.98	1:47.95 42.22	2:20.24 32.29	8.23 B
14	3	6	PODKOSCIELNY Julia	PCS	2004	0.70	30.85	1:06.17 35.32	1:48.08 41.91	2:20.44 32.36	8.43 B
15	2	5	ROMANO Kristen	PUR	1999	0.77	29.74	1:05.99 36.25	1:46.86 40.87	2:20.67 33.81	8.66 B
16	3	2	MAJOR Scarlet	WAL	2003	0.71	30.80	1:05.98 35.18	1:47.82 41.84	2:20.95 33.13	8.94 B
17	4	2	PEROTTI Florencia	ARG	1992	0.74	30.42	1:06.51 36.09	1:48.09 41.58	2:21.02 32.93	9.01 C
18	4	6	HERKLE Kim Emely	UN-KY	2003	0.77	31.25	1:08.47 37.22	1:48.15 39.68	2:21.90 33.75	9.89 C
19	3	0	DOBSON Kennedi	EEX	◆ 2007	0.73	30.11	1:06.32 36.21	1:49.12 42.80	2:22.06 32.94	10.05 C
20	2	1	PENNY Hayden	YSSC	◆ 2006	0.74	31.51	1:07.53 36.02	1:50.37 42.84	2:22.08 31.71	10.07 C
21	1	7	FRANK Nicole	UN-FG	2003	0.67	29.42	1:05.29 35.87	1:47.53 42.24	2:22.15 34.62	10.14 C
22	3	8	del RIO BROWN Portia	PUR	2000	0.75	31.23	1:06.94 35.71	1:49.20 42.26	2:22.20 33.00	10.19 C
23	2	0	HODGES Macky	SAND	2004	0.74	30.70	1:05.88 35.18	1:51.58 45.70	2:22.73 31.15	10.72 C
24	4	9	BANOS Samantha	UCSB	2004	0.69	30.09	1:06.84 36.75	1:50.84 44.00	2:22.76 31.92	10.75 C

Official Timekeeping by Omega





2023 TYR Pro Swim Series

Fort Lauderdale, Florida

March 1 - 4



Event 31

4 MAR 2023 - 10:20 AM

Women's 200m Individual Medley

Heats

Results Summary

Event Number 31

Rank	Heat	Lane	Name	Club Code	Year of Birth	R.T.	50m	100m	150m	Time	Time Behind
25	2	3	YAGER Alexis	TNAQ	1998	0.72	31.45	1:09.11 37.66	1:49.57 40.46	2:22.92 33.35	10.91 R
26	2	7	PLAZA Sofia	MAC-NC	2005	0.83	31.94	1:09.80 37.86	1:51.48 41.68	2:23.54 32.06	11.53 R
27	4	0	MONK Ivy	MAC-NC	◆ 2006	0.70	31.59	1:07.62 36.03	1:50.23 42.61	2:24.11 33.88	12.10
28	3	1	CLARK Maxine	CAN	◆ 2008	0.75	29.12	1:08.10 38.98	1:52.10 44.00	2:24.33 32.23	12.32
29	1	2	BOTTING Riley	PCS	2005	0.75	31.25	1:09.04 37.79	1:50.91 41.87	2:24.43 33.52	12.42
30	1	5	GILMORE Catriona	ARMY	2004	0.65	31.65	1:10.32 38.67	1:52.30 41.98	2:26.49 34.19	14.48
31	4	8	GWINN Applejean	SAND	◆ 2006	0.64	31.47	1:10.42 38.95	1:53.32 42.90	2:26.61 33.29	14.60
32	2	9	ZBORAN Abigail	SPAC	2004	0.72	31.41	1:10.69 39.28	1:53.56 42.87	2:27.78 34.22	15.77
33	3	9	WARNICK Lucy	SAND	◆ 2006	0.70	32.49	1:11.46 38.97	1:54.59 43.13	2:28.43 33.84	16.42
	1	3	SHAHBOZ Gwen	GSC-FL	2005					DNS	
	1	6	HIGGO Lila	BSS	◆ 2007					DNS	
	2	8	KING Abby	WEST	◆ 2007					DNS	

Legend:

A	Qualified for final A	AR	American Record	B	Qualified for final B	C	Qualified for final C
DNS	Did Not Start	R	Reserve	R.T.	Reaction Time	US	US Open Record
WJ	World Junior Record	WR	World Record	◆	Junior swimmer		

Official Timekeeping by Omega





2023 TYR Pro Swim Series

Fort Lauderdale, Florida

March 1 - 4



Event 32

4 MAR 2023 - 10:33 AM

Men's 200m Individual Medley

Heats

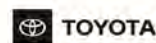
Results Summary

Event Number 32

	Record	Splits	Name	NAT Code	Location	Date
WR	1:54.00	24.89 53.48 1:26.51	LOCHTE Ryan	USA	Shanghai (CHN)	28 JUL 2011
AR	1:54.00	24.89 53.48 1:26.51	LOCHTE Ryan	USA	Shanghai (CHN)	28 JUL 2011
US	1:54.56	24.78 53.45 1:26.88	LOCHTE Ryan	USA	Indianapolis, IN (USA)	10 JUL 2009
WJ	1:56.99	24.74 53.90 1:28.95	KOS Hubert	HUN	Budapest (HUN)	19 MAY 2021

Rank	Heat	Lane	Name	Club Code	Year of Birth	R.T.	50m	100m	150m	Time	Time Behind
1	2	4	KNOX Finlay	CAN	2001	0.70	25.56	57.23	1:32.90	2:02.42	A
								31.67	35.67	29.52	
2	2	5	PERIBONIO AVILA Tom	FASTFL	1996	0.66	26.00	57.20	1:32.48	2:02.59	0.17 A
								31.20	35.28	30.11	
3	3	4	SMITH Kieran	RAC	2000	0.71	26.89	57.99	1:33.21	2:03.08	0.66 A
								31.10	35.22	29.87	
4	1	3	LICON Will	TXLA	1994	0.70	26.91	59.06	1:34.33	2:03.62	1.20 A
								32.15	35.27	29.29	
5	4	4	KALISZ Chase	SUN	1994	0.73	26.36	57.97	1:33.44	2:04.26	1.84 A
								31.61	35.47	30.82	
6	4	3	SZARANEK Mark	GSC-FL	1995	0.70	26.84	59.54	1:36.40	2:04.77	2.35 A
								32.70	36.86	28.37	
7	3	5	SANDERS Grant	TBAY	1997	0.74	26.21	58.39	1:34.93	2:04.78	2.36 A
								32.18	36.54	29.85	
8	4	5	LITHERLAND Jay	SUN	1995	0.72	26.63	58.04	1:35.53	2:05.16	2.74 A
								31.41	37.49	29.63	
9	4	2	WIGGINTON Lorne	CAN	◆ 2005	0.66	26.87	58.98	1:35.83	2:05.41	2.99 B
								32.11	36.85	29.58	
10	2	2	STANTON Baylor	GA	◆ 2007	0.65	27.15	58.11	1:35.71	2:05.56	3.14 B
								30.96	37.60	29.85	
11	2	3	RYLEY William	WAL	1998	0.68	27.52	58.15	1:36.41	2:05.66	3.24 B
								30.63	38.26	29.25	
12	3	2	LANCASTER Carter	BSS	◆ 2006	0.67	26.15	57.86	1:35.33	2:06.27	3.85 B
								31.71	37.47	30.94	
13	3	7	HEARY Liam	SYS-FL	◆ 2005	0.74	27.65	1:02.03	1:38.45	2:07.59	5.17 B
								34.38	36.42	29.14	
14	1	0	POLYAK Joe	IFLY	◆ 2006	0.63	28.21	1:01.10	1:38.54	2:07.77	5.35 B
								32.89	37.44	29.23	
15	3	8	AYERS Alex	MAC-NC	◆ 2005	0.74	27.26	1:00.14	1:38.45	2:07.85	5.43 B
								32.88	38.31	29.40	
16	3	3	GRIESHOP Sean	CAL	1998	0.72	26.97	59.11	1:37.61	2:07.87	5.45 B
								32.14	38.50	30.26	
17	4	6	PINFOLD Brett	SHAC	1995	0.74	27.18	1:00.94	1:39.61	2:08.65	6.23 C
								33.76	38.67	29.04	
18	1	1	VALDEZ Kyle	UN-AZ	2002	0.68	28.82	1:02.12	1:38.93	2:09.15	6.73 C
								33.30	36.81	30.22	
19	4	8	CHIAM Cohen	BSS	◆ 2006	0.63	27.65	1:01.98	1:39.59	2:09.65	7.23 C
								34.33	37.61	30.06	
20	2	1	DUBAS Mateusz	UN-FL	2001	0.72	27.89	1:01.68	1:38.55	2:09.67	7.25 C
								33.79	36.87	31.12	
21	4	0	ARRESE-IGOR Aitor	SAS	◆ 2005	0.65	28.79	1:00.39	1:37.93	2:09.74	7.32 C
								31.60	37.54	31.81	
22	3	1	KNOP Amadeusz	SYS-FL	2004	0.66	27.42	58.70	1:39.28	2:10.03	7.61 C
								31.28	40.58	30.75	
23	2	9	LANZAFAME Salvatore	AZFL	◆ 2006	0.66	26.97	1:01.46	1:38.87	2:10.04	7.62 C
								34.49	37.41	31.17	
24	4	1	COURVILLE FORTIN Loic	CAN	2004	0.64	27.64	1:00.01	1:40.75	2:10.61	8.19 C
								32.37	40.74	29.86	

Official Timekeeping by Omega





2023 TYR Pro Swim Series

Fort Lauderdale, Florida

March 1 - 4



Event 32

4 MAR 2023 - 10:33 AM

Men's 200m Individual Medley

Heats

Results Summary

Event Number 32

Rank	Heat	Lane	Name	Club Code	Year of Birth	R.T.	50m	100m	150m	Time	Time Behind
25	1	9	EATON Taylor	FAA	2003	0.72	27.56	1:00.99 33.43	1:40.98 39.99	2:11.73 30.75	9.31 R
26	1	4	FEDDAG Hocine	CAN	2004	0.71	27.21	1:02.20 34.99	1:42.04 39.84	2:11.91 29.87	9.49 R
27	4	7	HOLTY Nathan	OSU	2001	0.63	28.22	1:03.38 35.16	1:41.44 38.06	2:12.95 31.51	10.53
28	4	9	DERANI Victor	BSS	2004	0.70	28.75	1:04.67 35.92	1:42.54 37.87	2:14.47 31.93	12.05
29	1	8	DANUS Nolan	VILL	2002	0.65	27.98	1:03.59 35.61	1:42.89 39.30	2:14.76 31.87	12.34
30	3	6	EDWARDS Kaden	GBR	2004	0.80	27.05	1:00.36 33.31	1:42.68 42.32	2:15.37 32.69	12.95
31	1	5	NELSON Jensen	SPAC	2004	0.56	28.72	1:03.00 34.28	1:43.77 40.77	2:16.05 32.28	13.63
32	2	8	PORCH Wyatt	BSS	♦ 2006	0.60	26.83	1:02.38 35.55	1:43.69 41.31	2:16.87 33.18	14.45
	1	2	LILLIBRIDGE Dalton	FAA	2000					DNS	
	1	6	EDWARDS Alex	ARMY	2002					DNS	
	1	7	HAO Kevin	ALTO	2000					DNS	
	2	0	DUNHAM Davis	MAC-NC	♦ 2006					DNS	
	2	7	MARTIN Dario	OSC	2004					DNS	
	3	9	NORMAN Aiden	CAN	♦ 2006					DNS	
	2	6	MALDARI Caleb	MAC-NC	♦ 2005					DSQ	
	3	0	SHAFFER Nick	FAA	2002					DSQ	

Legend:

A	Qualified for final A	AR	American Record	B	Qualified for final B
C	Qualified for final C	DNS	Did Not Start	DSQ	Disqualified
R	Reserve	R.T.	Reaction Time	US	US Open Record
WJ	World Junior Record	WR	World Record	♦	Junior swimmer

Official Timekeeping by Omega





2023 TYR Pro Swim Series

Fort Lauderdale, Florida

March 1 - 4



Event 33

4 MAR 2023 - 10:49 AM

Women's 50m Freestyle

Heats

Results Summary

Event Number 33

	Record	Name	NAT Code	Location	Date
WR	23.67	SJOESTROEM Sarah	SWE	Budapest (HUN)	29 JUL 2017
AR	23.97	MANUEL Simone	USA	Budapest (HUN)	30 JUL 2017
US	24.08	BLUME Pernille	USA	Indianapolis, IN (USA)	1 JUN 2019
WJ	24.17	CURZAN Claire	USA	Cary (USA)	14 MAY 2021

Rank	Heat	Lane	Name	Club Code	Year of Birth	R.T.	Time	Time Behind
1	4	4	WEITZEIL Abbey	CAL	1996	0.67	24.53	A
2	5	4	WASICK Kasia	TRA	1992	0.74	24.65	0.12 A
3	4	5	HAUGHEY S.B.	HKG	1997	0.71	24.88	0.35 A
4	6	3	KEPP JENSEN Julie	DEN	2000	0.63	25.02	0.49 A
5	5	5	BROWN Erika	TNAQ	1998	0.71	25.33	0.80 A
6	5	6	PELAEZ Erika	EA	♦ 2006	0.66	25.38	0.85 A
7	6	5	MANUEL Simone	SUN	1996	0.72	25.40	0.87 A
8	4	3	SMOLIGA Olivia	SUN	1994	0.70	25.45	0.92 A
9	4	2	LARSEN Caroline	FOXJ	♦ 2006	0.72	25.62	1.09 B
10	5	3	HINDS Natalie	GSC-FL	1993	0.65	25.83	1.30 B
11	4	6	BERRINO Andrea	ARG	1994	0.74	25.86	1.33 B
12	2	1	NESTY Lillie	GSC-FL	♦ 2006	0.74	25.93	1.40 B
13	6	6	KENNEDY Madison	SCSCSC	1987	0.72	26.09	1.56 B
14	6	7	DELOOF Gabby	TNAQ	1996	0.70	26.15	1.62 B
15	5	9	SUTTON Rebecca	WAL	2001	0.63	26.21	1.68 B
16	5	1	CLARK Imogen	GBR	1999	0.69	26.22	1.69 B
17	6	8	GERSPER Aspen	SAS	2005	0.65	26.25	1.72 C
18	4	1	SAVARD Katerine	CAN	1993	0.70	26.27	1.74 C
=19	1	1	BOZZUTO Aly	FASTFG	♦ 2006	0.67	26.37	1.84 C
=19	5	8	DALEY Elan	CAN	2005	0.68	26.37	1.84 C
21	4	0	DIACONESCU Rebecca	TRA	♦ 2006	0.71	26.38	1.85 C
22	3	4	OWEN Sarah Paisley	MAAC	♦ 2008	0.73	26.40	1.87 C
23	3	0	MEYERS-LABENZ Kate	BSS	2005	0.62	26.42	1.89 C
=24	4	7	LYON Lily	MWA	2000	0.60	26.45	1.92 ?
=24	4	8	SIMS Bella	SAND	2005	0.57	26.45	1.92 ?
26	6	2	SAUICKIE Addison	SYS-FL	♦ 2006	0.69	26.48	1.95 R
27	1	5	BALZANO Gioia	EA	♦ 2008	0.66	26.50	1.97
28	3	7	DEIERLEIN Brianna	SYS-FL	♦ 2006	0.64	26.56	2.03
29	6	9	HEBERT Madeleine	TRA	2005	0.72	26.57	2.04
=30	1	8	DOBSON Kennedi	EEX	♦ 2007	0.68	26.61	2.08
=30	4	9	CROOKS Jillian	TAC-NC	♦ 2006	0.64	26.61	2.08
32	1	7	COLE Meghan	ARMY	2003	0.72	26.62	2.09
33	5	2	LITTLEJOHN Laura	NZL	2004	0.71	26.74	2.21
34	6	1	CANNINGS Kamryn	CAN	2005	0.69	26.76	2.23
=35	2	0	LOJEWSKI Ada	BD	♦ 2006	0.66	26.79	2.26
=35	2	3	MURRAY Kate	WRAT	♦ 2006	0.59	26.79	2.26
37	6	0	GUILHERME MEDEIROS G.R.	RFK		0.75	26.91	2.38
38	3	2	HEIZER Abigail	SPAC	♦ 2006	0.61	27.01	2.48
39	6	4	PADRON Beatriz	CRC	2003	0.66	27.03	2.50
40	2	5	COVINGTON Jayla	BSS	♦ 2006	0.61	27.04	2.51
41	3	8	MODIN THOMSEN Naya	DEN	2003	0.66	27.07	2.54
42	1	4	JORGE Sofia	MACM	♦ 2008	0.69	27.17	2.64
43	5	0	WEINSTEIN Claire	SAND	♦ 2007	0.78	27.26	2.73

Official Timekeeping by Omega





2023 TYR Pro Swim Series

Fort Lauderdale, Florida

March 1 - 4



Event 33

4 MAR 2023 - 10:49 AM

Women's 50m Freestyle

Heats

Results Summary

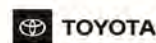
Event Number 33

Rank	Heat	Lane	Name	Club Code	Year of Birth	R.T.	Time	Time Behind
44	3	5	WILSON Camrynn	YSSC	2005	0.74	27.30	2.77
45	3	6	McLEMORE Tawannah	TSA	2005	0.65	27.31	2.78
46	3	1	KELLBERG Laura	UN-NC	2003	0.75	27.36	2.83
47	2	6	ECKERMAN Maeve	SYS-FL	♦ 2006	0.74	27.37	2.84
48	2	4	WILLAR Megan	CAN	2004	0.74	27.42	2.89
49	2	9	CROSSLEY Christie	OCY		0.75	27.46	2.93
50	1	6	MALYSHEV Ekaterina	WOW	♦ 2007	0.70	27.52	2.99
51	3	9	RINES Ava	BD	2005	0.73	27.54	3.01
52	2	8	KUDLAC Riley	LEHY	2005	0.70	27.78	3.25
53	2	2	MASSEY Ashlyn	CAN	♦ 2006	0.72	27.80	3.27
54	2	7	QUINONES Laniey	VILL	2003	0.70	27.81	3.28
55	1	3	KUDLAC Avery	LEHY	2005	0.66	27.83	3.30
56	1	2	ESCASA Charlize	SWAQ	2004	0.61	28.04	3.51
	5	7	CEBALLOS Macarena Aileen	ARG	1995		DNS	
	3	3	LEE Simany	BSS	♦ 2006		DSQ	

Legend:

?	Involved in swim-off	A	Qualified for final A	AR	American Record
B	Qualified for final B	C	Qualified for final C	DNS	Did Not Start
DSQ	Disqualified	R	Reserve	R.T.	Reaction Time
US	US Open Record	WJ	World Junior Record	WR	World Record
♦	Junior swimmer				

Official Timekeeping by Omega





2023 TYR Pro Swim Series

Fort Lauderdale, Florida



March 1 - 4

Event 34

4 MAR 2023 - 10:58 AM

Men's 50m Freestyle

Heats

Results Summary

Event Number 34

	Record	Name	NAT Code	Location	Date
WR	20.91	CIELO FILHO Cesar	BRA	Sao Paulo (BRA)	18 DEC 2009
AR	20.91	CIELO FILHO Cesar	BRA	Sao Paulo (BRA)	18 DEC 2009
US	21.04	DRESSEL Caeleb	USA	Omaha, NE (USA)	20 JUN 2021
WJ	21.75	ANDREW Michael	USA	Indianapolis (USA)	25 AUG 2017
=WJ	21.75	ANDREW Michael	USA	Indianapolis (USA)	26 AUG 2017

Rank	Heat	Lane	Name	Club Code	Year of Birth	R.T.	Time	Time Behind
1	10	4	ANDREW Michael	MASA	1999	0.71	21.87	A
2	9	3	YENTOU HO Ian	HKG	1997	0.57	22.05	0.18 A
3	8	5	MESTRE Alberto	UN-FL	1999	0.68	22.13	0.26 A
4	8	4	CARTER Dylan	ISC	1996	0.66	22.20	0.33 A
5	9	4	HELD Ryan	NYAC	1995	0.64	22.22	0.35 A
6	7	8	DUARTE NASCIMENTO Miguel	POR	1995	0.61	22.24	0.37 A
=7	10	3	GUIMARES ALCARA Victor	BRA	2000	0.67	22.41	0.54 A
=7	10	6	RICHARDS Matthew	WAL	2002	0.58	22.41	0.54 A
9	9	5	MATOS RIBEIRO Diogo	POR	2004	0.64	22.61	0.74 B
10	8	7	SKINNER Xander	SUN	1998	0.65	22.69	0.82 B
11	10	2	WINKLER Kaii	EA	♦ 2006	0.75	22.72	0.85 B
12	8	3	DUSA Matej	QU	2000	0.56	22.83	0.96 B
13	10	1	HARLOW Owen	ARMY	2002	0.68	22.85	0.98 B
14	9	6	KIBLER Drew	CSC-IN	2000	0.64	22.90	1.03 B
15	8	6	RATIU George	UN-CA	2000	0.62	22.96	1.09 B
16	7	2	HEIDRICH Jerome	MVN	1994	0.69	23.07	1.20 B
17	8	9	HUEY Bryson	UN-CA	2003	0.58	23.10	1.23 C
18	8	2	SANTISO Matias	ARG	2004	0.63	23.13	1.26 C
19	9	8	CARSWELL Tom	WAL	2000	0.62	23.15	1.28 C
20	10	9	IGA Jorge	PRVT	1997	0.69	23.17	1.30 C
21	7	4	KRAVCHENKO Drew	BSS	♦ 2007	0.65	23.20	1.33 C
22	9	1	FRASER Lewis	WAL	2000	0.62	23.25	1.38 C
23	7	6	BOUWMAN Leif	JDST	2004	0.71	23.26	1.39 C
24	10	0	WHITE Liam	WAL	1998	0.66	23.30	1.43 C
25	6	4	KHARUN Ilya	SAND	♦ 2005	0.69	23.31	1.44 R
26	5	4	VORTHMANN Ben	ARMY	2004	0.63	23.34	1.47 R
27	9	2	JONES Daniel	WAL	1996	0.66	23.37	1.50
28	8	1	ALTAMIR Luiz	BRA	1996	0.65	23.38	1.51
29	8	0	RICHARDSON Steve	GSC-FL	1995	0.73	23.43	1.56
30	7	9	FEDDAG Hocine	CAN	2004	0.68	23.47	1.60
31	9	9	RUBIN Jacob	EAJ	2000	0.64	23.49	1.62
32	9	0	ORTIZ FLORES Louis	RAC	1999	0.67	23.51	1.64
33	9	7	RAMIREZ CARRANZA Daniel	WASC	1992	0.61	23.52	1.65
=34	6	3	FALLS Tanner	ARMY	2001	0.63	23.61	1.74
=34	8	8	MORALES Josiah	PAQ	1994	0.67	23.61	1.74
36	2	4	RANKIN Will	ARMY	2000	0.64	23.63	1.76
37	7	1	HO KOO Yat	HKG	1998	0.62	23.69	1.82
=38	2	7	PATTERSON Nolan	GA	♦ 2005	0.63	23.77	1.90
=38	3	2	GONZALEZ George	UN-FG	♦ 2007	0.71	23.77	1.90
40	7	3	McGRADY Colton	SPAC	2004	0.60	23.79	1.92
41	7	0	GONZALEZ Luciano	SOFL	1994	0.64	23.81	1.94
42	6	2	HEALEY Matthew	UN-PV	1998	0.67	23.83	1.96

Official Timekeeping by Omega





2023 TYR Pro Swim Series

Fort Lauderdale, Florida

March 1 - 4



Event 34

4 MAR 2023 - 10:58 AM

Men's 50m Freestyle

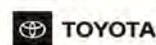
Heats

Results Summary

Event Number 34

Rank	Heat	Lane	Name	Club Code	Year of Birth	R.T.	Time	Time Behind
43	6	0	KROLL John	MAC-NC	◆ 2006	0.64	23.84	1.97
44	6	7	ANDREW Lachlan	BSS	2003	0.63	23.87	2.00
45	6	1	TADIC Nikola	SWAQ	2004	0.61	23.88	2.01
46	5	6	WHITTALL Anthony	BSS	◆ 2005	0.66	23.91	2.04
47	2	6	RYAN Jake	PRVT	2002	0.57	23.93	2.06
48	5	0	TOLENTINO Seth	BSS	◆ 2005	0.66	23.96	2.09
=49	5	1	DAGENAIS Victor	CAN	2004	0.68	23.97	2.10
=49	5	7	ODLUM-SMITH Jayhan	AZFL	2002	0.68	23.97	2.10
51	2	5	HERTWIG Kyle	CAC	2004	0.68	24.01	2.14
52	5	2	BAFFICO Felipe	SYS-FL	◆ 2005	0.66	24.02	2.15
53	4	9	WEIGEL Isaac	IFLY	2003	0.62	24.05	2.18
=54	1	4	LOPEZ-CASULA Marcoaurelio	EA	2004	0.64	24.06	2.19
=54	2	8	SNYDER Barrie	BSS	2004	0.57	24.06	2.19
56	4	1	SAUVE Antoine	CAN	◆ 2005	0.67	24.19	2.32
57	7	5	WILLIAMS Sidrell	AZFL	1996	0.67	24.26	2.39
58	1	5	HECK Will	BSS	2004	0.67	24.28	2.41
59	5	3	WEISEL Elliot	RCKT	◆ 2005	0.69	24.34	2.47
60	6	8	HILL Xavier	UN-CO	2004	0.65	24.36	2.49
=61	3	7	ROLLEN Eli	RCKT	2004	0.75	24.41	2.54
=61	5	5	OCTAVIO SEBASTIAN	MEX	2002	0.66	24.41	2.54
63	4	8	LANZAFAME Salvatore	AZFL	◆ 2006	0.67	24.50	2.63
64	4	7	HEMINGWAY Patrick	VILL	2002	0.69	24.51	2.64
65	6	9	STANKIEWICZ Chris	TANK	1998	0.64	24.53	2.66
66	4	3	SPILLERS Lucas	BSS	◆ 2005	0.59	24.58	2.71
67	2	1	CADOGAN Shane	ALTO	2001	0.62	24.64	2.77
=68	3	8	ROHACS Caleb	MELB	◆ 2006	0.61	24.65	2.78
=68	5	9	HUBERG Hudson	IFLY	◆ 2007	0.68	24.65	2.78
70	3	0	HIGDON Tom	SYS-SN	1998	0.65	24.75	2.88
71	2	3	BESHARAT Aria	NMST	2004	0.74	24.80	2.93
72	4	0	BARTEE Granger	MAC-NC	◆ 2006	0.75	24.85	2.98
=73	3	1	HILL Aidan	MAC-NC	◆ 2005	0.72	24.87	3.00
=73	3	9	DROTAR Zach	CATO	◆ 2005	0.75	24.87	3.00
=73	4	4	SMILEY Drew	YSSC	2004	0.66	24.87	3.00
76	3	5	JAO Nathan	ARMY	2004	0.69	24.90	3.03
77	3	6	PARISE Zachary	CAN	◆ 2006	0.72	25.48	3.61
	1	3	DROZD Jacob	UN-IL	◆ 2005		DNS	
	2	2	PATTERSON Ryan	GW	1999		DNS	
	2	9	LEITH Zac	ARMY	2004		DNS	
	3	3	LANCASTER Carter	BSS	◆ 2006		DNS	
	3	4	SOHOVICH Xavier	BSS	◆ 2007		DNS	
	4	2	FELT Dylan	SFTL	2004		DNS	
	4	5	RANKIN Kohen	ARMY	2003		DNS	
	4	6	KYSER Landon	BSS	◆ 2006		DNS	
	5	8	HUSSEIN Ahmed	FAA	2001		DNS	
	6	5	ACEVEDO Javier	CAN	1998		DNS	
	6	6	DARDIS Paul	CAN	◆ 2006		DNS	
	7	7	STEWART Coleman	WOLF	1998		DNS	
	10	5	RESS Justin	MVN	1997		DNS	
	10	7	CASAS Shaine	TXLA	1999		DNS	
	10	8	GAZIEV Ruslan	OSU	1999		DNS	

Official Timekeeping by Omega





2023 TYR Pro Swim Series

Fort Lauderdale, Florida

March 1 - 4



Event 34

4 MAR 2023 - 10:58 AM

Men's 50m Freestyle

Heats

Results Summary

Event Number 34

Rank	Heat	Lane	Name	Club Code	Year of Birth	R.T.	Time	Time Behind
------	------	------	------	-----------	---------------	------	------	-------------

Legend:							
=	Equal record	A	Qualified for final A	AR	American Record	B	Qualified for final B
C	Qualified for final C	DNS	Did Not Start	R	Reserve	R.T.	Reaction Time
US	US Open Record	WJ	World Junior Record	WR	World Record	♦	Junior swimmer

Official Timekeeping by Omega





2023 TYR Pro Swim Series

Fort Lauderdale, Florida

March 1 - 4



Event 3

2 MAR 2023 - 9:00 AM

Women's 100m Freestyle

Heats

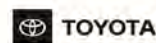
Results Summary

Event Number 3

	Record	Split	Name	NAT Code	Location	Date
WR	51.71	24.83	SJOESTROEM Sarah	SWE	Budapest (HUN)	23 JUL 2017
AR	52.04	24.81	MANUEL Simone	USA	Gwangju (KOR)	26 JUL 2019
US	52.54	25.62	MANUEL Simone	USA	Irvine, CA (USA)	25 JUL 2018
WJ	52.70	25.70	OLEKSIAK Penny	USA	Rio de Janeiro (BRA)	11 AUG 2016

Rank	Heat	Lane	Name	Club Code	Year of Birth	R.T.	50m	Time	Time Behind
1	6	4	WEITZEIL Abbey	CAL	1996	0.66	25.52	53.83 28.31	A
2	5	5	LEDECKY Katie	GSC-FL	1997	0.66	26.59	54.34 27.75	0.51 A
3	6	6	McINTOSH Summer	SYS-FL	◆ 2006	0.77	26.30	54.39 28.09	0.56 A
4	6	5	SMOLIGA Olivia	SUN	1994	0.68	26.24	54.80 28.56	0.97 A
5	5	6	PELAEZ Erika	EA	◆ 2006	0.66	26.91	55.12 28.21	1.29 A
6	4	5	MANUEL Simone	SUN	1996	0.76	26.76	55.18 28.42	1.35 A
7	4	4	HINDS Natalie	GSC-FL	1993	0.64	26.41	55.43 29.02	1.60 A
8	5	7	NIKONOVA Ekaterina	UN-FL	2003	0.72	27.27	55.61 28.34	1.78 A
9	5	4	BROWN Erika	TNAQ	1998	0.70	26.98	55.63 28.65	1.80 B
10	4	6	DELOOF Gabby	TNAQ	1996	0.67	27.32	55.64 28.32	1.81 B
11	4	2	IVEY Isabel	UN-FL	2000	0.72	26.79	55.84 29.05	2.01 B
12	6	2	KEPP JENSEN Julie	DNK	2000	0.66	27.15	55.89 28.74	2.06 B
13	5	3	SAVARD Katerine	CAN	1993	0.69	27.15	56.04 28.89	2.21 B
14	5	1	HARVEY Maria Sophie	CAN	1999	0.70	27.10	56.08 28.98	2.25 B
15	6	0	SMITH Leah	TXLA	1995	0.69	27.24	56.15 28.91	2.32 B
16	3	4	SUTTON Rebecca	WAL	2001	0.65	27.30	56.23 28.93	2.40 B
=17	4	3	VIEIRA Ana Carolina	BRA	2001	0.66	26.99	56.24 29.25	2.41 C
=17	5	2	GUILHERME MEDEIROS G.R.	RFK		0.75	27.40	56.24 28.84	2.41 C
19	6	7	SIMS Bella	SAND	2005	0.55	27.51	56.28 28.77	2.45 C
20	3	5	NEVMOVENKO Polina	AU	2002	0.69	27.22	56.32 29.10	2.49 C
=21	4	1	LITTLEJOHN Laura	NZL	2004	0.69	27.26	56.60 29.34	2.77 C
=21	4	7	BECKMANN Emilie	DNK	1997	0.72	27.38	56.60 29.22	2.77 C
=21	6	1	DALEY Elan	CAN	2005	0.69	27.18	56.60 29.42	2.77 C
24	5	0	LARSEN Caroline	FOXJ	◆ 2006	0.73	27.21	56.65 29.44	2.82 C

Official Timekeeping by Omega





2023 TYR Pro Swim Series

Fort Lauderdale, Florida

March 1 - 4



Event 3

2 MAR 2023 - 9:00 AM

Women's 100m Freestyle

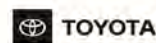
Heats

Results Summary

Event Number 3

Rank	Heat	Lane	Name	Club Code	Year of Birth	R.T.	50m	Time	Time Behind	
25	4	8	CANNINGS Kamryn	CAN	2005	0.66	27.77	56.77 29.00	2.94	R
26	4	9	CROOKS Jillian	TAC-NC	◆ 2006	0.61	27.68	56.78 29.10	2.95	R
27	4	0	GERSPER Aspen	SAS	2005	0.65	27.24	56.86 29.62	3.03	
28	2	4	MENESES KOVACS Athena	TEAM	2004	0.68	27.30	56.94 29.64	3.11	
29	2	8	BALZANO Gioia	EA	◆ 2008	0.69	27.54	57.10 29.56	3.27	
=30	3	7	DOBSON Kennedi	EEX	◆ 2007	0.68	27.54	57.19 29.65	3.36	
=30	6	9	NESTY Lillie	GSC-FL	◆ 2006	0.78	27.66	57.19 29.53	3.36	
32	5	9	DEBEVER McKenna	AGS	1996	0.70	28.07	57.33 29.26	3.50	
33	5	8	WEINSTEIN Claire	SAND	◆ 2007	0.80	27.94	57.36 29.42	3.53	
34	6	8	SAUICKIE Addison	SYS-FL	◆ 2006	0.69	27.82	57.52 29.70	3.69	
35	3	1	DIACONESCU Rebecca	TRA	◆ 2006	0.69	27.66	57.57 29.91	3.74	
36	3	8	HEBERT Madeleine	TRA	2005	0.73	27.66	57.75 30.09	3.92	
37	3	9	OWEN Sarah Paisley	MAAC	◆ 2008	0.70	27.49	57.81 30.32	3.98	
38	1	5	MURRAY Kate	WRAT	◆ 2006	0.60	27.97	57.94 29.97	4.11	
39	2	3	DEIERLEIN Brianna	SYS-FL	◆ 2006	0.61	27.73	57.95 30.22	4.12	
40	2	9	ECKERMAN Maeve	SYS-FL	◆ 2006	0.75	28.46	58.03 29.57	4.20	
41	3	2	JONES Harriet	WAL	1997	0.70	27.71	58.10 30.39	4.27	
42	2	6	WILLAR Megan	CAN	2004	0.75	28.34	58.19 29.85	4.36	
43	2	5	WILHELM Kiley	LIFE	2004	0.72	27.90	58.23 30.33	4.40	
44	2	0	PADRON Beatriz	CRI	2003	0.71	28.50	58.34 29.84	4.51	
=45	1	4	O'REGAN Bailey	SYS-FL	◆ 2006	0.78	28.61	58.41 29.80	4.58	
=45	2	7	DONLAN Molly	MAC-NC	2005	0.73	27.86	58.41 30.55	4.58	
47	2	2	DAISSON Ana Luiza	UN-FG	2004	0.75	28.60	58.45 29.85	4.62	
48	1	8	COLE Meghan	ARMY	2003	0.70	28.39	58.47 30.08	4.64	
49	3	0	MODIN THOMSEN Naya	DNK	2003	0.67	27.66	58.59 30.93	4.76	
50	1	6	HEIZER Abigail	SPAC	◆ 2006	0.56	28.23	58.68 30.45	4.85	
51	1	1	LEE Simany	BSS	◆ 2006	0.71	27.55	58.79 31.24	4.96	

Official Timekeeping by Omega





2023 TYR Pro Swim Series

Fort Lauderdale, Florida

March 1 - 4



Event 3

2 MAR 2023 - 9:00 AM

Women's 100m Freestyle

Heats

Results Summary

Event Number 3

Rank	Heat	Lane	Name	Club Code	Year of Birth	R.T.	50m	Time	Time Behind
52	3	3	CLARK Maxine	CAN	◆ 2008	0.73	28.51	58.81 30.30	4.98
53	2	1	WILSON Camrynn	YSSC	2005	0.74	28.75	59.47 30.72	5.64
54	1	7	STAPLETON Cara	VILL	2001	0.69	29.16	59.73 30.57	5.90
55	1	3	LOJEWSKI Ada	BD	◆ 2006	0.67	27.81	1:00.19 32.38	6.36
56	1	2	CROSSLEY Christie	OCY		0.76	28.58	1:01.03 32.45	7.20
	3	6	LARA Krystal	BAD	1998			DNS	
	6	3	WASICK Kasia	TRA	1992			DNS	

Legend:

A	Qualified for final A	AR	American Record	B	Qualified for final B	C	Qualified for final C
DNS	Did Not Start	R	Reserve	R.T.	Reaction Time	US	US Open Record
WJ	World Junior Record	WR	World Record	◆	Junior swimmer		

Official Timekeeping by Omega





2023 TYR Pro Swim Series

Fort Lauderdale, Florida

March 1 - 4



Event 4

2 MAR 2023 - 9:11 AM

Men's 100m Freestyle

Heats

Results Summary

Event Number 4

	Record	Split	Name	NAT Code	Location	Date
WR	46.86	22.74	POPOVICI David	ROU	Rome (ITA)	13 AUG 2022
AR	46.96	22.17	DRESSEL Caeleb	USA	Gwangju (KOR)	25 JUL 2019
US	47.39	22.49	HELD Ryan	USA	Stanford, CA (USA)	31 JUL 2019
=US	47.39	22.46	DRESSEL Caeleb	USA	Omaha, NE (USA)	17 JUN 2021
WJ	46.86	22.74	POPOVICI David	ROU	Rome (ITA)	13 AUG 2022

Rank	Heat	Lane	Name	Club Code	Year of Birth	R.T.	50m	Time	Time Behind
1	8	4	RICHARDS Matthew	WAL	2002	0.58	23.40	48.41 25.01	A
2	7	5	GAZIEV Ruslan	OSU	1999	0.67	23.60	48.78 25.18	0.37 A
3	7	7	WINKLER Kaii	EA	♦ 2006	0.68	23.55	48.81 25.26	0.40 A
4	8	5	CARTER Dylan	ISC	1996	0.70	23.49	48.84 25.35	0.43 A
5	9	5	ARMSTRONG Hunter	CAL	2001	0.66	23.77	49.11 25.34	0.70 A
6	8	6	MESTRE Alberto	UN-FL	1999	0.71	23.32	49.31 25.99	0.90 A
7	9	4	HELD Ryan	NYAC	1995	0.62	23.34	49.39 26.05	0.98 A
8	9	3	RESS Justin	MVN	1997	0.65	23.45	49.41 25.96	1.00 A
9	7	6	GUIMARES ALCARA Victor	BRA	2000	0.65	23.87	49.43 25.56	1.02 B
10	9	8	ALTAMIR Luiz	BRA	1996	0.65	23.85	49.57 25.72	1.16 B
11	9	6	MATOS RIBEIRO Diogo	POR	2004	0.62	23.56	49.66 26.10	1.25 B
12	7	4	CASAS Shaine	TXLA	1999	0.60	24.17	49.92 25.75	1.51 B
13	9	0	JULIAN Trenton	MVN	1998	0.69	24.30	49.95 25.65	1.54 B
14	9	7	IGA Jorge	PRVT	1997	0.67	23.99	49.96 25.97	1.55 B
15	8	1	KUSCH Marius	ISC	1993	0.69	23.77	50.06 26.29	1.65 B
16	7	3	PINFOLD Brett	SHAC	1995	0.70	24.26	50.24 25.98	1.83 B
17	6	4	YENTOU HO Ian	HKG	1997	0.59	23.85	50.37 26.52	1.96 C
18	7	2	ACEVEDO Javier	CAN	1998	0.67	24.27	50.48 26.21	2.07 C
=19	6	3	HARTING Zach	CARD	1997	0.64	24.58	50.56 25.98	2.15 C
=19	8	2	DUARTE NASCIMENTO Miguel	POR	1995	0.63	23.91	50.56 26.65	2.15 C
21	6	8	MURPHY Ryan	CAL	1995	0.63	24.83	50.60 25.77	2.19 C
22	8	8	INGRAM Jamie	GBR	1998	0.73	24.44	50.61 26.17	2.20 C
23	5	4	NAMIR Daniel	UN-AZ	1997	0.63	24.42	50.62 26.20	2.21 C

Official Timekeeping by Omega





2023 TYR Pro Swim Series

Fort Lauderdale, Florida

March 1 - 4



Event 4

2 MAR 2023 - 9:11 AM

Men's 100m Freestyle

Heats

Results Summary

Event Number 4

Rank	Heat	Lane	Name	Club Code	Year of Birth	R.T.	50m	Time	Time Behind	
24	6	5	SANTISO Matias	ARG	2004	0.62	24.36	50.69 26.33	2.28	C
25	7	1	DUSA Matej	QU	2000	0.62	24.28	50.77 26.49	2.36	R
26	8	7	SCHEFFER Fernando	BRA	1998	0.71	24.28	50.82 26.54	2.41	R
27	8	0	ALBIERO Nicolas	CARD	1999	0.65	24.70	50.91 26.21	2.50	
28	7	9	SKINNER Xander	SUN	1998	0.67	24.61	50.94 26.33	2.53	
29	9	2	JONES Daniel	WAL	1996	0.69	24.01	51.10 27.09	2.69	
30	4	4	HEIDRICH Jerome	MVN	1994	0.67	24.60	51.15 26.55	2.74	
31	5	7	BOUWMAN Leif	JDST	2004	0.67	24.86	51.19 26.33	2.78	
32	7	8	RAMIREZ CARRANZA Daniel	WASC	1992	0.64	24.55	51.21 26.66	2.80	
33	4	8	VORTHMANN Ben	ARMY	2004	0.60	24.28	51.39 27.11	2.98	
34	6	2	RICHARDSON Steve	GSC-FL	1995	0.75	24.69	51.41 26.72	3.00	
35	6	9	ORTIZ FLORES Louis	RAC	1999	0.66	24.90	51.44 26.54	3.03	
36	2	2	FALLS Tanner	ARMY	2001	0.66	24.71	51.45 26.74	3.04	
37	3	7	NORMAN Aiden	CAN	◆ 2006	0.69	25.13	51.47 26.34	3.06	
38	2	6	HARLOW Owen	ARMY	2002	0.70	24.53	51.50 26.97	3.09	
=39	6	7	WHITE Liam	WAL	1998	0.62	24.68	51.51 26.83	3.10	
=39	9	9	CARSWELL Tom	WAL	2000	0.68	24.30	51.51 27.21	3.10	
41	4	7	FEDDAG Hocine	CAN	2004	0.69	24.98	51.64 26.66	3.23	
42	2	7	RANKIN Will	ARMY	2000	0.68	24.99	51.80 26.81	3.39	
=43	3	3	KRAVCHENKO Drew	BSS	◆ 2007	0.62	24.29	51.81 27.52	3.40	
=43	5	9	SZARANEK Mark	GSC-FL	1995	0.69	25.22	51.81 26.59	3.40	
45	6	6	RATIU George	UN-CA	2000	0.66	24.48	51.82 27.34	3.41	
=46	5	5	GLOVER George	UN-MR	2002	0.62	24.87	51.84 26.97	3.43	
=46	8	9	MATUSZEWSKI Krzysztof	UN-CA	2004	0.67	24.85	51.84 26.99	3.43	
48	5	6	WEIGEL Isaac	IFLY	2003	0.58	25.02	52.03 27.01	3.62	
=49	3	0	STANTON Baylor	GA	◆ 2007	0.64	24.97	52.05 27.08	3.64	
=49	4	2	ODLUM-SMITH Jayhan	AZFL	2002	0.68	25.21	52.05 26.84	3.64	

Official Timekeeping by Omega





2023 TYR Pro Swim Series

Fort Lauderdale, Florida

March 1 - 4



Event 4

2 MAR 2023 - 9:11 AM

Men's 100m Freestyle

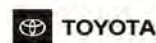
Heats

Results Summary

Event Number 4

Rank	Heat	Lane	Name	Club Code	Year of Birth	R.T.	50m	Time	Time Behind
=49	5	8	DAGENAIS Victor	CAN	2004	0.67	25.31	52.05 26.74	3.64
52	5	2	SAUVE Antoine	CAN	◆ 2005	0.64	25.08	52.06 26.98	3.65
53	4	0	HO KOO Yat	HKG	1998	0.63	24.90	52.16 27.26	3.75
54	3	5	HILL Xavier	UN-CO	2004	0.63	24.91	52.20 27.29	3.79
55	6	1	DARDIS Paul	CAN	◆ 2006	0.70	24.75	52.22 27.47	3.81
56	5	1	RUBIN Jacob	EAJ	2000	0.64	25.35	52.23 26.88	3.82
57	2	1	DWYER Sean	ARMY	2001	0.72	25.35	52.24 26.89	3.83
58	1	3	GONZALEZ George	UN-FG	◆ 2007	0.71	25.04	52.37 27.33	3.96
59	5	3	TOLENTINO Seth	BSS	◆ 2005	0.67	24.84	52.48 27.64	4.07
60	1	4	WHITTALL Anthony	BSS	◆ 2005	0.69	25.36	52.52 27.16	4.11
61	3	1	JAO Nathan	ARMY	2004	0.63	25.25	52.55 27.30	4.14
62	4	5	McGRADY Colton	SPAC	2004	0.63	25.01	52.57 27.56	4.16
63	4	9	COURVILLE FORTIN Loic	CAN	2004	0.60	25.46	52.75 27.29	4.34
64	3	4	LANCASTER Carter	BSS	◆ 2006	0.67	25.14	52.79 27.65	4.38
65	2	8	BARTEE Granger	MAC-NC	◆ 2006	0.71	25.39	53.01 27.62	4.60
66	3	6	BAFFICO Felipe	SYS-FL	◆ 2005	0.65	25.48	53.03 27.55	4.62
67	3	9	VINCENT Davidson	AZFL	2001	0.70	26.16	53.43 27.27	5.02
68	4	3	CANO FIGUEROA Jose	BULL	2003	0.69	25.59	53.47 27.88	5.06
69	1	5	WEIGEL John	IFLY	◆ 2005	0.68	25.99	53.75 27.76	5.34
70	2	4	MORALES Josiah	PAQ	1994	0.67	25.30	54.14 28.84	5.73
71	3	8	WILLIAMS Sidrell	AZFL	1996	0.76	25.97	55.08 29.11	6.67
72	2	5	CADOGAN Shane	ALTO	2001	0.58	25.88	55.58 29.70	7.17
	2	3	NELSON Jensen	SPAC	2004			DNS	
	3	2	FELT Dylan	SFTL	2004			DNS	
	4	1	WEISEL Elliot	RCKT	◆ 2005			DNS	
	4	6	LANCASTER Kayden	BSS	2004			DNS	
	5	0	HUEY Bryson	UN-CA	2003			DNS	

Official Timekeeping by Omega





2023 TYR Pro Swim Series

Fort Lauderdale, Florida

March 1 - 4



Event 4

2 MAR 2023 - 9:11 AM

Men's 100m Freestyle

Heats

Results Summary

Event Number 4

Rank	Heat	Lane	Name	Club Code	Year of Birth	R.T.	50m	Time	Time Behind
	6	0	CHAVEZ Bryan	TRA	1999			DNS	
	7	0	KIBLER Drew	CSC-IN	2000			DNS	
	8	3	STEWART Coleman	WOLF	1998			DNS	
	9	1	HO Ian	PRVT	1997			DNS	

Legend:

=	Equal record	A	Qualified for final A	AR	American Record	B	Qualified for final B
C	Qualified for final C	DNS	Did Not Start	R	Reserve	R.T.	Reaction Time
US	US Open Record	WJ	World Junior Record	WR	World Record	♦	Junior swimmer

Official Timekeeping by Omega





2023 TYR Pro Swim Series

Fort Lauderdale, Florida

March 1 - 4



Event 5

2 MAR 2023 - 9:28 AM

Women's 100m Breaststroke

Heats

Results Summary

Event Number 5

	Record	Split	Name	NAT Code	Location	Date
WR	1:04.13	29.80	KING Lilly	USA	Budapest (HUN)	25 JUL 2017
AR	1:04.13	29.80	KING Lilly	USA	Budapest (HUN)	25 JUL 2017
US	1:04.45	29.80	HARDY Jessica	USA	Federal Way, WA (USA)	7 AUG 2009
WJ	1:04.35	29.97	MEILUTYTE Ruta	LTU	Barcelona (ESP)	29 JUL 2013

Rank	Heat	Lane	Name	Club Code	Year of Birth	R.T.	50m	Time	Time Behind
1	4	4	KING Lilly	ISC	1997	0.71	31.98	1:07.43 35.45	A
2	4	5	HANLON Kara	GBR	1997	0.68	32.10	1:07.56 35.46	0.13 A
3	4	6	BERNHARDT Rachel	TEAM	1995	0.71	32.26	1:08.03 35.77	0.60 A
4	2	5	CLARK Imogen	GBR	1999	0.67	32.54	1:08.16 35.62	0.73 A
5	3	4	LAZOR Annie	ISC	1994	0.70	31.90	1:08.35 36.45	0.92 A
6	3	5	ANGUS Sophie	CAN	1999	0.69	32.50	1:08.50 36.00	1.07 A
7	2	4	CEBALLOS Macarena Aileen	ARG	1995	0.69	32.24	1:08.89 36.65	1.46 A
8	2	3	VOVK Tara	MIA	2000	0.69	32.32	1:09.11 36.79	1.68 A
9	4	3	WOG Kelsey	CAN		0.67	32.76	1:09.22 36.46	1.79 B
10	3	6	RAINEY Grace	MAC-NC	2004	0.75	32.94	1:10.04 37.10	2.61 B
11	2	6	MAKAROVA Stasya	AU	2003	0.66	33.42	1:10.46 37.04	3.03 B
12	4	2	HARVEY Maria Sophie	CAN	1999	0.70	33.61	1:10.49 36.88	3.06 B
13	4	1	KLAMFOTH Avery	MAC-NC	◆ 2007	0.71	33.98	1:10.63 36.65	3.20 B
14	1	5	MIGAULT Aurelie	ARMY	2002	0.70	33.35	1:10.88 37.53	3.45 B
15	3	3	ANDERSON Olivia	AQJT	1997	0.74	33.88	1:11.46 37.58	4.03 B
16	2	2	HERKLE Kim Emely	UN-KY	2003	0.75	33.38	1:11.51 38.13	4.08 B
17	3	2	YAGER Alexis	TNAQ	1998	0.72	33.46	1:11.54 38.08	4.11 C
18	3	7	SANTOS Emily	MVAC	2005	0.66	33.57	1:12.49 38.92	5.06 C
19	1	7	KLEINSMITH Maggie	VILL	2001	0.73	33.91	1:12.72 38.81	5.29 C
20	2	1	DINEHART Olivia	SOFL	2005	0.74	34.73	1:13.18 38.45	5.75 C
21	2	8	KING Abby	WEST	◆ 2007	0.71	34.86	1:13.36 38.50	5.93 C
22	3	1	BARTLETT Calysta	UN-CA	2002	0.69	34.00	1:13.37 39.37	5.94 C
23	4	8	LARSEN Caroline	FOXJ	◆ 2006	0.70	33.78	1:13.38 39.60	5.95 C
24	1	1	BRUINING Heidi	UN-NC	2004	0.73	34.98	1:13.56 38.58	6.13 C

Official Timekeeping by Omega





2023 TYR Pro Swim Series

Fort Lauderdale, Florida

March 1 - 4



Event 5

2 MAR 2023 - 9:28 AM

Women's 100m Breaststroke

Heats

Results Summary

Event Number 5

Rank	Heat	Lane	Name	Club Code	Year of Birth	R.T.	50m	Time	Time Behind	
25	1	2	REYNERA Caitlin	UN-NC	2000	0.68	33.72	1:13.58 39.86	6.15	R
26	1	6	BOZZUTO Aly	FASTFG	◆ 2006	0.65	33.69	1:13.59 39.90	6.16	R
27	2	7	ATEN Danica	SYS-FL	◆ 2008	0.72	35.14	1:13.60 38.46	6.17	
28	2	9	PLAZA Sofia	MAC-NC	2005	0.81	35.45	1:13.77 38.32	6.34	
29	4	7	WEYANT Gracie	SYS-FL	2005	0.73	34.82	1:13.85 39.03	6.42	
30	1	4	HUNT Grace	YSSC	◆ 2007	0.76	35.15	1:13.94 38.79	6.51	
31	4	0	ORTEGA GIL Mariana	MEX	2003	0.66	34.81	1:14.19 39.38	6.76	
32	3	0	ESCASA Charlize	SWAQ	2004	0.60	34.89	1:14.89 40.00	7.46	
33	1	3	GILMORE Catriona	ARMY	2004	0.60	35.02	1:15.83 40.81	8.40	
34	3	8	WARNICK Lucy	SAND	◆ 2006	0.65	35.45	1:15.84 40.39	8.41	
35	2	0	LYN Sabrina	BSS	2004	0.68	35.94	1:15.85 39.91	8.42	
36	1	8	LIN Sara	PCS	◆ 2006	0.66	35.58	1:16.41 40.83	8.98	
	3	9	FRANKLIN Delaney	YSSC	2005			DNS		
	4	9	ANDISON Bailey	CAN	1997			DNS		

Legend:

A	Qualified for final A	AR	American Record	B	Qualified for final B	C	Qualified for final C
DNS	Did Not Start	R	Reserve	R.T.	Reaction Time	US	US Open Record
WJ	World Junior Record	WR	World Record	◆	Junior swimmer		

Official Timekeeping by Omega





2023 TYR Pro Swim Series

Fort Lauderdale, Florida

March 1 - 4



Event 6

2 MAR 2023 - 9:37 AM

Men's 100m Breaststroke

Heats

Results Summary

Event Number 6

	Record	Split	Name	NAT Code	Location	Date
WR	56.88	26.63	PEATY Adam	GBR	Gwangju (KOR)	21 JUL 2019
AR	58.14	26.83	ANDREW Michael	USA	Omaha (USA)	13 JUN 2021
US	58.14	26.83	ANDREW Michael	USA	Omaha, NE (USA)	13 JUN 2021
WJ	59.01	27.48	MARTINENGI Nicolo	ITA	Indianapolis (USA)	23 AUG 2017

Rank	Heat	Lane	Name	Club Code	Year of Birth	R.T.	50m	Time	Time Behind
1	5	5	MILLER Cody	SAND	1992	0.70	28.42	1:00.43 32.01	A
2	7	4	ANDREW Michael	MASA	1999	0.71	28.48	1:00.63 32.15	0.20 A
3	6	5	COPE Tommy	CW	1997	0.62	28.81	1:00.71 31.90	0.28 A
4	1	2	LICON Will	TXLA	1994	0.68	29.12	1:01.42 32.30	0.99 A
5	6	4	FINK Nic	MAAC	1993	0.72	29.24	1:01.47 32.23	1.04 A
6	5	1	KNOX Finlay	CAN	2001	0.69	29.24	1:01.84 32.60	1.41 A
7	7	3	McKEE Anton	PRVT	1993	0.62	28.88	1:01.91 33.03	1.48 A
8	5	4	BUTLER Gregory	GBR	2000	0.69	28.91	1:02.04 33.13	1.61 A
9	7	5	SWANSON Charlie	NOVAVA	1998	0.64	29.39	1:02.07 32.68	1.64 B
10	5	3	HORREGO Julio	SOFL	1998	0.69	29.08	1:02.52 33.44	2.09 B
11	7	1	RANKIN Kohen	ARMY	2003	0.61	29.32	1:02.53 33.21	2.10 B
12	5	6	CHAVEZ GONZALEZ Miguel	MEX	1995	0.66	29.50	1:02.71 33.21	2.28 B
13	6	7	TAIVASSALO Brayden	CAN	2004	0.66	29.64	1:02.84 33.20	2.41 B
14	5	9	SIMPSON Neil	CAN	1999	0.61	30.39	1:03.02 32.63	2.59 B
15	7	2	FRASER Lewis	WAL	2000	0.57	29.63	1:03.30 33.67	2.87 B
16	6	1	DELMAR Ben	MAC-NC	◆ 2005	0.65	30.18	1:03.39 33.21	2.96 B
17	5	0	HEARY Liam	SYS-FL	◆ 2005	0.71	29.71	1:03.51 33.80	3.08 C
18	6	9	LILLIBRIDGE Dalton	FAA	2000	0.74	29.98	1:03.53 33.55	3.10 C
19	4	3	NG Yan Kin	HKG	1997	0.60	29.61	1:03.71 34.10	3.28 C
20	7	8	McDANIEL Rylan	OSU	2004	0.63	30.00	1:03.74 33.74	3.31 C
21	6	8	BANNISTER Bruce	ARMY	2001	0.64	29.48	1:03.86 34.38	3.43 C
22	7	6	NEWMAN Bradley	WAL	2001	0.66	29.36	1:03.87 34.51	3.44 C
23	6	3	PILGER Maximilian	ISC	1996	0.69	30.32	1:03.88 33.56	3.45 C
24	4	2	SMILEY Dylan	MCDA	◆ 2005	0.62	29.47	1:04.02 34.55	3.59 C

Official Timekeeping by Omega





2023 TYR Pro Swim Series

Fort Lauderdale, Florida

March 1 - 4



Event 6

2 MAR 2023 - 9:37 AM

Men's 100m Breaststroke

Heats

Results Summary

Event Number 6

Rank	Heat	Lane	Name	Club Code	Year of Birth	R.T.	50m	Time	Time Behind	
25	3	4	PERIBONIO AVILA Tom	FASTFL	1996	0.62	30.11	1:04.10 33.99	3.67	R
26	7	7	HIGDON Tom	SYS-SN	1998	0.66	29.72	1:04.11 34.39	3.68	R
27	4	9	RESTO Diego Andres	PRI	◆ 2005	0.67	30.27	1:04.19 33.92	3.76	
28	5	7	VEIT Eric	BHA	1998	0.66	30.56	1:04.57 34.01	4.14	
29	5	8	DUBAS Mateusz	UN-FL	2001	0.71	30.68	1:04.62 33.94	4.19	
30	2	3	OMIELAN Glen	PCSC	2004	0.60	30.39	1:04.66 34.27	4.23	
31	4	4	CRUZ Esteban	AZFL	2002	0.63	29.74	1:04.71 34.97	4.28	
32	3	3	LANDRY Alexandre	CAN	2003	0.67	30.27	1:04.79 34.52	4.36	
33	6	0	SANDERS Grant	TBAY	1997	0.75	30.26	1:04.83 34.57	4.40	
34	2	8	KLING Joey	ARMY	2004	0.65	30.75	1:04.86 34.11	4.43	
35	4	1	RUIZ Xavier	RAC	◆ 2006	0.55	30.69	1:04.91 34.22	4.48	
36	5	2	HECK Will	BSS	2004	0.68	30.49	1:05.18 34.69	4.75	
37	1	3	POLYAK Joe	IFLY	◆ 2006	0.61	30.46	1:05.39 34.93	4.96	
38	3	2	SNYDER Noah	CSTE	2001	0.66	30.47	1:05.43 34.96	5.00	
39	2	2	ZAMIR Eldad	BSS	◆ 2006	0.68	30.69	1:05.68 34.99	5.25	
40	4	6	STEWART Asa	ACE	2001	0.66	30.34	1:05.69 35.35	5.26	
41	4	5	MARTIN Giulian	CANE	◆ 2006	0.68	30.97	1:05.82 34.85	5.39	
42	3	8	HALLORAN Henry	VILL	2002	0.72	31.41	1:05.84 34.43	5.41	
43	6	6	EVDOKIMOV Ilya	TEAM	1996	0.70	30.96	1:05.86 34.90	5.43	
44	4	8	CAMPBELL Kito	AZFL	2003	0.64	30.82	1:05.91 35.09	5.48	
45	2	5	THOMPSON Mark-Anthony	AZFL	2002	0.81	30.24	1:05.98 35.74	5.55	
46	3	0	CHIAM Cohen	BSS	◆ 2006	0.64	31.33	1:06.05 34.72	5.62	
47	2	7	CANTU MIRANDA R.G.	MEX	2004	0.67	30.99	1:06.22 35.23	5.79	
48	2	9	RYAN Jake	PRVT	2002	0.58	29.92	1:06.44 36.52	6.01	
49	2	1	THOMAS Nathan	CAN	◆ 2005	0.64	31.69	1:06.61 34.92	6.18	
50	3	6	HAO Kevin	ALTO	2000	0.64	30.65	1:06.72 36.07	6.29	
51	1	7	COLMENARES Javier	SOFL	◆ 2006	0.58	31.01	1:06.74 35.73	6.31	

Official Timekeeping by Omega





2023 TYR Pro Swim Series

Fort Lauderdale, Florida

March 1 - 4



Event 6

2 MAR 2023 - 9:37 AM

Men's 100m Breaststroke

Heats

Results Summary

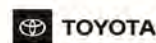
Event Number 6

Rank	Heat	Lane	Name	Club Code	Year of Birth	R.T.	50m	Time	Time Behind
52	3	5	McNAMARA John	BSS	◆ 2006	0.62	30.97	1:06.78 35.81	6.35
53	7	0	GROENEWOLD Calvin	UN-IL	2002	0.63	30.34	1:06.86 36.52	6.43
54	2	4	ROMMANEEKOCHCHAKO.	BSS	◆ 2005	0.70	31.19	1:06.90 35.71	6.47
55	6	2	SANES Adriel	STAR	1998	0.67	31.18	1:07.65 36.47	7.22
56	2	6	SANTANA Breno	AZFL	◆ 2005	0.78	31.10	1:07.79 36.69	7.36
57	1	8	DERANI Victor	BSS	2004	0.70	31.83	1:08.09 36.26	7.66
58	2	0	HECK Drew	BSS	2004	0.66	32.50	1:08.17 35.67	7.74
59	1	1	GONZALEZ George	UN-FG	◆ 2007	0.71	31.47	1:08.20 36.73	7.77
60	4	7	MARTIN Dario	OSC	2004	0.66	31.46	1:08.27 36.81	7.84
=61	1	4	ECKERMAN Max	SYS-FL	2004	0.66	31.66	1:08.32 36.66	7.89
=61	7	9	PORCH Wyatt	BSS	◆ 2006	0.63	31.36	1:08.32 36.96	7.89
63	4	0	STANKIEWICZ Chris	TANK	1998	0.66	31.81	1:08.61 36.80	8.18
64	1	5	TIRADO Ryan	PRI	◆ 2005	0.63	32.11	1:08.63 36.52	8.20
65	3	7	JOOS Louis	BSS	◆ 2007	0.62	32.15	1:08.78 36.63	8.35
66	1	6	CADOGAN Shane	ALTO	2001	0.63	33.17	1:11.26 38.09	10.83
	3	1	ONUR Sinan	CAN	◆ 2005			DNS	
	3	9	CLINTON Harrison	CAC	2003			DNS	

Legend:

A	Qualified for final A	AR	American Record	B	Qualified for final B	C	Qualified for final C
DNS	Did Not Start	R	Reserve	R.T.	Reaction Time	US	US Open Record
WJ	World Junior Record	WR	World Record	◆	Junior swimmer		

Official Timekeeping by Omega





2023 TYR Pro Swim Series

Fort Lauderdale, Florida

March 1 - 4



Event 7

2 MAR 2023 - 9:52 AM

Women's 50m Backstroke

Heats

Results Summary

Event Number 7

	Record	Name	NAT Code	Location	Date
WR	26.98	LIU Xiang	CHN	Jakarta (INA)	21 AUG 2018
AR	27.12	BERKOFF Katharine	USA	Greensboro (USA)	28 APR 2022
US	27.12	BERKOFF Katharine	USA	Greensboro, NC (USA)	28 APR 2022
WJ	27.49	ATHERTON Minna	AUS	Brisbane (AUS)	29 JAN 2016

Rank	Heat	Lane	Name	Club Code	Year of Birth	R.T.	Time	Time Behind
1	4	6	SMITH Regan	SUN	2002	0.56	27.57	A
2	3	4	COX Lauren	GBR	2001	0.57	28.29	0.72 A
3	5	4	HARRIS Medi	WAL	2002	0.64	28.56	0.99 A
4	3	6	SMOLIGA Olivia	SUN	1994	0.65	28.65	1.08 A
5	3	2	PELAEZ Erika	EA	♦2006	0.70	28.68	1.11 A
6	5	5	KEPP JENSEN Julie	DNK	2000	0.59	28.79	1.22 A
7	2	7	HIGGO Lila	BSS	♦2007	0.60	29.20	1.63 A
8	4	1	MENESES KOVACS Athena	TEAM	2004	0.62	29.29	1.72 A
9	5	1	PODKOSCIELNY Julia	PCS	2004	0.62	29.43	1.86 B
10	5	0	MEYERS-LABENZ Kate	BSS	2005	0.52	29.56	1.99 B
11	3	7	DEBEVER McKenna	AGS	1996	0.62	29.61	2.04 B
12	4	7	SOTOMAYOR Alexia	SAS	♦2006	0.52	29.65	2.08 B
13	5	7	DIACONESCU Rebecca	TRA	♦2006	0.65	29.75	2.18 B
14	2	0	PETERSON Layne	ARMY	2003	0.57	29.95	2.38 B
15	3	9	CROOKS Jillian	TAC-NC	♦2006	0.66	30.00	2.43 B
16	4	5	NEAL Kayman	MAC-NC	♦2006	0.61	30.08	2.51 B
17	3	0	RICHARDSON Jory	MAAC	2005	0.58	30.12	2.55 C
18	2	8	HEIZER Abigail	SPAC	♦2006	0.56	30.17	2.60 C
19	5	3	McGRATH Rebecca	CAN	♦2006	0.69	30.23	2.66 C
20	3	1	HODGES Macky	SAND	2004	0.67	30.25	2.68 C
21	4	8	ISLETA Chloe	SUN	1998	0.66	30.31	2.74 C
22	3	3	ERLENDSDOTTIR Elisabeth	BSS	2005	0.59	30.39	2.82 C
23	2	4	WOLFE Brynna	UN-NC	2000	0.62	30.40	2.83 C
24	5	8	DONLAN Molly	MAC-NC	2005	0.67	30.59	3.02 C
25	5	9	MEJIA ARCE Lucero	MVAC	♦2007	0.79	30.68	3.11 R
26	4	0	GRABOWSKI Jacqueline	FAA	1998	0.53	31.06	3.49 R
27	3	5	del RIO BROWN Portia	PRI	2000	0.73	31.17	3.60
28	2	6	DINEHART Elena	SOFL	2005	0.59	31.23	3.66
29	2	1	ECKERMAN Maeve	SYS-FL	♦2006	0.70	31.32	3.75
30	2	9	OWEN Sarah Paisley	MAAC	♦2008	0.60	31.34	3.77
31	1	5	QUINONES Laniey	VILL	2003	0.65	31.44	3.87
=32	2	3	ARCHIBALD Lily	RAC	♦2007	0.68	31.52	3.95
=32	4	3	LITTLEJOHN Laura	NZL	2004	0.67	31.52	3.95
34	5	6	LEE Arabella	VILL	2004	0.64	31.55	3.98
35	4	9	ERICSON Alex	SAS	2004	0.76	31.66	4.09
36	1	4	SHAHBOZ Gwen	GSC-FL	2005	0.77	31.93	4.36
=37	1	6	CROSSLEY Christie	OCY		0.59	31.96	4.39
=37	2	5	KUDLAC Riley	LEHY	2005	0.58	31.96	4.39
	1	3	ATEN Danica	SYS-FL	♦2008		DNS	
	2	2	COVINGTON Jayla	BSS	♦2006		DNS	
	3	8	PUJADAS Riley	SSC	2002		DNS	
	4	2	WEITZEIL Abbey	CAL	1996		DNS	
	5	2	BROWN Erika	TNAQ	1998		DNS	

Official Timekeeping by Omega





2023 TYR Pro Swim Series

Fort Lauderdale, Florida

March 1 - 4



Event 7

2 MAR 2023 - 9:52 AM

Women's 50m Backstroke

Heats

Results Summary

Event Number 7

Rank	Heat	Lane	Name	Club Code	Year of Birth	R.T.	Time	Time Behind
	4	4	BERRINO Andrea	ARG	1994		DSQ	

Legend:

A	Qualified for final A	AR	American Record	B	Qualified for final B
C	Qualified for final C	DNS	Did Not Start	DSQ	Disqualified
R	Reserve	R.T.	Reaction Time	US	US Open Record
WJ	World Junior Record	WR	World Record	♦	Junior swimmer

Official Timekeeping by Omega





2023 TYR Pro Swim Series

Fort Lauderdale, Florida

March 1 - 4



Event 8

2 MAR 2023 - 10:01 AM

Men's 50m Backstroke

Heats

Results Summary

Event Number 8

	Record	Name	NAT Code	Location	Date
WR	23.71	ARMSTRONG Hunter	USA	Greensboro (USA)	28 APR 2022
AR	23.71	ARMSTRONG Hunter	USA	Greensboro (USA)	28 APR 2022
US	23.71	ARMSTRONG Hunter	USA	Greensboro, NC (USA)	28 APR 2022
WJ	24.00	KOLESNIKOV Kliment	RUS	Glasgow (GBR)	4 AUG 2018

Rank	Heat	Lane	Name	Club Code	Year of Birth	R.T.	Time	Time Behind
1	5	4	RESS Justin	MVN	1997	0.61	24.99	A
2	5	7	ARMSTRONG Hunter	CAL	2001	0.67	25.26	0.27 A
3	4	7	CASAS Shaine	TXLA	1999	0.52	25.40	0.41 A
4	4	4	NOGUEIRA COSTA Joao	POR	2001	0.53	25.60	0.61 A
5	3	7	MARSHALL Jonny	FASTLE	2004	0.59	25.79	0.80 A
6	4	3	SARAVIA Ulises	ARG	♦2005	0.55	25.90	0.91 A
7	5	8	THAMES Chris	MAAC	1998	0.62	26.21	1.22 A
8	3	4	ACEVEDO Javier	CAN	1998	0.58	26.26	1.27 A
9	5	6	YUE LAU Shiu	HKG	1997	0.54	26.44	1.45 B
10	4	8	MALDARI Caleb	MAC-NC	♦2005	0.56	26.51	1.52 B
=11	1	3	EDWARDS Alex	ARMY	2002	0.55	26.60	1.61 B
=11	4	5	MORALES Yeziel	PUR	1996	0.52	26.60	1.61 B
13	3	2	AHUMADA Maximiliano	FAA	1999	0.61	26.62	1.63 B
14	5	1	HELD Ryan	NYAC	1995	0.56	26.66	1.67 B
15	5	3	COURVILLE FORTIN Loic	CAN	2004	0.61	26.67	1.68 B
16	2	7	WINKLER Finn	EA	2004	0.54	26.69	1.70 B
17	3	5	SPEAKMAN Zach	WAL	2002	0.56	26.71	1.72 C
18	3	3	NORMAN Aiden	CAN	♦2006	0.65	26.78	1.79 C
19	5	5	SMALL Joe	WAL	2000	0.56	26.96	1.97 C
=20	3	8	BARTEE Granger	MAC-NC	♦2006	0.71	27.02	2.03 C
=20	4	2	KYSER Landon	BSS	♦2006	0.66	27.02	2.03 C
22	4	0	NELSON Jensen	SPAC	2004	0.56	27.07	2.08 C
23	3	6	LEITH Zac	ARMY	2004	0.64	27.17	2.18 C
24	4	6	KLING Joey	ARMY	2004	0.69	27.20	2.21 C
25	1	2	KRAVCHENKO Drew	BSS	♦2007	0.68	27.47	2.48 R
26	4	9	KNOP Amadeusz	SYS-FL	2004	0.58	27.54	2.55 R
27	2	5	DUNBAR Jack	GA	2004	0.61	27.65	2.66
28	2	4	ARRESE-IGOR Aitor	SAS	♦2005	0.58	27.68	2.69
29	1	7	BARCSAK Ambrus	SAS	2004	0.56	27.91	2.92
30	3	0	EATON Taylor	FAA	2003	0.62	27.92	2.93
31	2	3	SHAFFER Nick	FAA	2002	0.52	27.94	2.95
32	2	6	PATTERSON Nolan	GA	♦2005	0.60	28.04	3.05
33	2	1	ANDREW Lachlan	BSS	2003	0.63	28.16	3.17
34	1	8	DUNCAN Nicholas	CAN	♦2006	0.59	28.35	3.36
35	1	4	KROLL John	MAC-NC	♦2006	0.62	28.50	3.51
=36	2	2	ECKERMAN Max	SYS-FL	2004	0.67	28.55	3.56
=36	2	8	SIERS Aidan	SYS-FL	♦2006	0.72	28.55	3.56
38	1	6	HEMINGWAY Patrick	VILL	2002	0.60	28.56	3.57
39	3	9	ROCHE Ricardo	SOFL	1999	0.78	28.61	3.62
40	5	2	OCTAVIO SEBASTIAN	MEX	2002	0.75	28.63	3.64
41	1	5	LOPEZ-CASULA Marcoaurelio	EA	2004	0.56	30.09	5.10
42	2	9	GONZALEZ George	UN-FG	♦2007	0.81	30.43	5.44
	1	1	JORDAN Colin	YSSC	2004		DNS	

Official Timekeeping by Omega





2023 TYR Pro Swim Series

Fort Lauderdale, Florida

March 1 - 4



Event 8

2 MAR 2023 - 10:01 AM

Men's 50m Backstroke

Heats

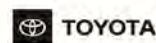
Results Summary

Event Number 8

Rank	Heat	Lane	Name	Club Code	Year of Birth	R.T.	Time	Time Behind
	2	0	HILL Aidan	MAC-NC	◆ 2005		DNS	
	3	1	HARTING Zach	CARD	1997		DNS	
	4	1	CARTER Dylan	ISC	1996		DNS	
	5	0	PATTERSON Ryan	GW	1999		DNS	
	5	9	SOHOVICH Xavier	BSS	◆ 2007		DNS	

Legend:							
A	Qualified for final A	AR	American Record	B	Qualified for final B	C	Qualified for final C
DNS	Did Not Start	R	Reserve	R.T.	Reaction Time	US	US Open Record
WJ	World Junior Record	WR	World Record	◆	Junior swimmer		

Official Timekeeping by Omega





2023 TYR Pro Swim Series

Fort Lauderdale, Florida

March 1 - 4



Event 9

2 MAR 2023 - 10:11 AM

Women's 200m Butterfly

Heats

Results Summary

Event Number 9

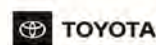
	Record	Splits	Name	NAT Code	Location	Date
WR	2:01.81	27.19 58.08 1:30.20	LIU Zige	CHN	Jinan (CHN)	21 OCT 2009
AR	2:04.14	28.79 1:00.57 1:32.49	DESCENZA Mary	USA	Rome (ITA)	29 JUL 2009
US	2:05.85	28.28 59.98 1:32.73	FLICKINGER Hali	USA	Omaha, NE (USA)	17 JUN 2021
WJ	2:05.20	28.35 1:00.17 1:32.62	McINTOSH Summer	CAN	Budapest (HUN)	22 JUN 2022

Rank	Heat	Lane	Name	Club Code	Year of Birth	R.T.	50m	100m	150m	Time	Time Behind
1	2	4	McINTOSH Summer	SYS-FL	◆ 2006	0.80	28.75	1:01.65 32.90	1:34.39 32.74	2:08.24 33.85	A
2	1	5	MATA COCCO Maria Jose	MEX	1994	0.69	29.42	1:02.69 33.27	1:37.23 34.54	2:12.20 34.97	3.96 A
3	1	4	MONTEIRO Ana Catarina	POR	1993	0.62	29.70	1:03.57 33.87	1:37.66 34.09	2:12.35 34.69	4.11 A
4	1	3	SIMS Bella	SAND	2005	0.58	29.27	1:02.88 33.61	1:37.92 35.04	2:13.06 35.14	4.82 A
5	1	1	LEDECKY Katie	GSC-FL	1997	0.68	29.88	1:03.63 33.75	1:38.46 34.83	2:13.77 35.31	5.53 A
6	1	6	CANNINGS Kamryn	CAN	2005	0.69	30.61	1:04.87 34.26	1:39.40 34.53	2:14.98 35.58	6.74 A
7	2	1	BANOS Samantha	UCSB	2004	0.68	29.98	1:04.11 34.13	1:39.17 35.06	2:14.99 35.82	6.75 A
8	2	0	DERIVAUX Audrey	JW	◆ 2009	0.81	29.65	1:03.82 34.17	1:39.61 35.79	2:15.20 35.59	6.96 A
9	2	5	GINGRICH Leah	HURR	1990	0.70	30.49	1:04.40 33.91	1:39.42 35.02	2:15.43 36.01	7.19 B
10	2	6	PACHECO CUNHA Mariana	POR	2004	0.71	29.50	1:03.70 34.20	1:38.77 35.07	2:16.49 37.72	8.25 B
11	2	3	WILHELM Kiley	LIFE	2004	0.73	28.90	1:03.30 34.40	1:39.65 36.35	2:16.82 37.17	8.58 B
12	1	2	ARROYO CUARA Laura Sofia	MEX	1997	0.65	29.54	1:03.40 33.86	1:38.94 35.54	2:17.04 38.10	8.80 B
13	2	8	CIEPLUCHA Tess	TNAQ	1998	0.74	29.62	1:03.90 34.28	1:39.82 35.92	2:17.09 37.27	8.85 B
14	1	7	WHITE Katie	VILL	2004	0.76	30.40	1:04.49 34.09	1:39.83 35.34	2:17.13 37.30	8.89 B
15	1	0	MASSEY Ashlyn	CAN	◆ 2006	0.73	30.22	1:05.25 35.03	1:42.41 37.16	2:20.10 37.69	11.86 B
16	2	9	KROENING Maggie	ARMY	2002	0.72	31.68	1:07.70 36.02	1:45.17 37.47	2:23.97 38.80	15.73 B
17	2	7	SMUTNY Maddie	SOFL	2005	0.65	32.17	1:09.41 37.24	1:47.08 37.67	2:25.03 37.95	16.79 C
18	1	9	KUDLAC Avery	LEHY	2005	0.74	30.93	1:06.07 35.14	1:45.41 39.34	2:28.36 42.95	20.12 C
	1	8	MATTES Michaela	SYS-FL	2005					DNS	
	2	2	LARA Krystal	BAD	1998					DNS	

Legend:

A	Qualified for final A	AR	American Record	B	Qualified for final B	C	Qualified for final C
DNS	Did Not Start	R.T.	Reaction Time	US	US Open Record	WJ	World Junior Record
WR	World Record	◆	Junior swimmer				

Official Timekeeping by Omega





2023 TYR Pro Swim Series

Fort Lauderdale, Florida

March 1 - 4



Event 10

2 MAR 2023 - 10:18 AM

Men's 200m Butterfly

Heats

Results Summary

Event Number 10

	Record	Splits	Name	NAT Code	Location	Date
WR	1:50.34	24.19 51.89 1:20.51	MILAK Kristof	HUN	Budapest (HUN)	21 JUN 2022
AR	1:51.51	24.76 52.88 1:21.93	PHELPS Michael	USA	Rome (ITA)	29 JUL 2009
US	1:52.20	25.47 53.75 1:23.04	PHELPS Michael	USA	Omaha, NE (USA)	2 JUL 2008
WJ	1:53.79	24.69 53.24 1:22.71	MILAK Kristof	HUN	Netanya (ISR)	30 JUN 2017

Rank	Heat	Lane	Name	Club Code	Year of Birth	R.T.	50m	100m	150m	Time	Time Behind
1	4	4	JULIAN Trenton	MVN	1998	0.67	26.00	55.37	1:26.62	1:57.22	A
								29.37	31.25	30.60	
2	4	5	KHARUN Ilya	SAND	◆ 2005	0.69	26.46	56.53	1:27.41	1:57.33	0.11 A
								30.07	30.88	29.92	
3	2	5	HARTING Zach	CARD	1997	0.67	26.84	56.48	1:26.93	1:57.49	0.27 A
								29.64	30.45	30.56	
4	2	4	ALBIERO Nicolas	CARD	1999	0.65			1:25.92	1:57.73	0.51 A
										31.81	
5	3	4	KALISZ Chase	SUN	1994	0.71	26.39	57.17	1:28.03	1:58.42	1.20 A
								30.78	30.86	30.39	
6	3	5	ALTAMIR Luiz	BRA	1996	0.66	26.19	56.47	1:27.77	1:58.73	1.51 A
								30.28	31.30	30.96	
7	4	3	LAMASTRA Connor	DYNA	1998	0.65	26.72	56.57	1:27.48	1:58.77	1.55 A
								29.85	30.91	31.29	
8	2	3	RUVALCABA CRUZ Hector	TAMU	1997	0.70	26.90	57.22	1:28.63	2:00.24	3.02 A
								30.32	31.41	31.61	
9	3	3	LITHERLAND Jay	SUN	1995	0.76	27.04	57.88	1:29.23	2:01.24	4.02 B
								30.84	31.35	32.01	
10	3	6	PINTO URBANA A.F.	MEX	1999	0.66	27.14	57.85	1:29.38	2:01.63	4.41 B
								30.71	31.53	32.25	
11	4	8	BALBI Diego	SAS	◆ 2005	0.68	27.33	57.37	1:29.19	2:02.41	5.19 B
								30.04	31.82	33.22	
12	4	1	MORALES Yeziel	PRI	1996	0.63	27.16	58.16	1:30.35	2:02.63	5.41 B
								31.00	32.19	32.28	
13	4	9	SIVEC VIII	CSUB	2003	0.69	28.12	58.84	1:30.82	2:02.66	5.44 B
								30.72	31.98	31.84	
14	2	7	URBINA PRIETO Ricardo	MEX	1997	0.64	27.73	58.88	1:30.71	2:02.96	5.74 B
								31.15	31.83	32.25	
15	2	6	BAFFICO Felipe	SYS-FL	◆ 2005	0.68	27.59	59.34	1:31.05	2:03.09	5.87 B
								31.75	31.71	32.04	
16	2	2	ARTEIRO AZEVEDO Gabriel	RFK		0.69	27.50	57.90	1:29.88	2:03.15	5.93 B
								30.40	31.98	33.27	
17	4	2	EDWARDS Rhys	WAL	2002	0.62	27.08	58.94	1:30.66	2:04.22	7.00 C
								31.86	31.72	33.56	
18	3	2	SANDERS Grant	TBAY	1997	0.73	27.15	58.32	1:31.11	2:04.82	7.60 C
								31.17	32.79	33.71	
19	4	6	PARDOE Hector	WAL	2001	0.75	27.20	58.76	1:31.33	2:05.15	7.93 C
								31.56	32.57	33.82	
20	1	4	MOWERY Jack	ARMY	2001	0.67	27.80		1:32.40	2:05.78	8.56 C
										33.38	
21	3	1	BONNICHSEN Kasper	DNK	2002	0.73	28.10	59.42	1:32.55	2:06.36	9.14 C
								31.32	33.13	33.81	
22	2	0	HUSSEIN Ahmed	FAA	2001	0.72	28.01	59.84	1:32.58	2:06.67	9.45 C
								31.83	32.74	34.09	
23	2	8	MOUSSALEM Iago	MAAC	1998	0.68	27.67	59.68	1:32.98	2:07.20	9.98 C
								32.01	33.30	34.22	
24	3	7	ARAYA Gabriel	GTSA	1999	0.82	27.84	59.45	1:32.52	2:07.43	10.21 C
								31.61	33.07	34.91	

Official Timekeeping by Omega





2023 TYR Pro Swim Series

Fort Lauderdale, Florida

March 1 - 4



Event 10

2 MAR 2023 - 10:18 AM

Men's 200m Butterfly

Heats

Results Summary

Event Number 10

Rank	Heat	Lane	Name	Club Code	Year of Birth	R.T.	50m	100m	150m	Time	Time Behind
25	1	5	DANUS Nolan	VILL	2002	0.71	28.02	59.63	1:32.83	2:07.82	10.60 R
								31.61	33.20	34.99	
26	3	0	HILL Aidan	MAC-NC	♦ 2005	0.75	27.71	59.57	1:33.19	2:07.98	10.76 R
								31.86	33.62	34.79	
27	3	8	RUSSELL Kellen	TAC-NC	2004	0.83	28.03	1:00.52	1:33.85	2:08.10	10.88
								32.49	33.33	34.25	
28	2	1	VASQUEZ Carlos	UN-FG	2000	0.66	28.42	59.96	1:32.88	2:08.17	10.95
								31.54	32.92	35.29	
29	4	0	MARTIN Dario	OSC	2004	0.65	27.96	1:00.24	1:34.15	2:09.51	12.29
								32.28	33.91	35.36	
30	1	3	VINCENT Davidson	AZFL	2001	0.71	29.28	1:02.29	1:38.22	2:15.63	18.41
								33.01	35.93	37.41	
	4	7	VEGAS Armando	UN-IN	2002					DNS	

Legend:

A	Qualified for final A	AR	American Record	B	Qualified for final B	C	Qualified for final C
DNS	Did Not Start	R	Reserve	R.T.	Reaction Time	US	US Open Record
WJ	World Junior Record	WR	World Record	♦	Junior swimmer		

Official Timekeeping by Omega





2023 TYR Pro Swim Series

Fort Lauderdale, Florida

March 1 - 4



Event 11

2 MAR 2023 - 10:30 AM

Women's 400m Freestyle

Heats

Results Summary

Event Number 11

	Record	Splits	Name	NAT Code	Location	Date
WR	3:56.40	57.13 1:56.99 2:57.37	TITMUS Ariarne	AUS	Adelaide (AUS)	22 MAY 2022
AR	3:56.46	57.05 1:57.11 2:57.62	LEDECKY Katie	USA	Rio de Janeiro (BRA)	7 AUG 2016
US	3:57.94	57.07 1:57.70 2:58.15	LEDECKY Katie	USA	Indianapolis, IN (USA)	17 MAY 2018
WJ	3:58.37	57.87 1:58.30 2:58.74	LEDECKY Katie	USA	Gold Coast (AUS)	23 AUG 2014

Rank	Heat	Lane	Name	Club Code	Year of Birth	R.T.	Time	Time Behind
1	4	4	SMITH Leah	TXLA	1995	0.69	4:07.72	A
	50m 28.70	100m 59.53	150m 1:30.70	200m 2:02.15	250m 2:33.61	350m 3:36.79		
		30.83	31.17	31.45	31.46	3:36.79	30.93	
2	4	5	HAUGHEY S.B.	HKG	1997	0.70	4:11.36	3.64 A
	50m 29.00	100m 59.84	150m 1:31.13	200m 2:02.55	250m 2:34.53	300m 3:06.47	350m 3:39.30	
		30.84	31.29	31.42	31.98	31.94	32.83	32.06
3	3	4	GRIMES Katie	SAND	◆ 2006	0.65	4:11.61	3.89 A
	50m 29.73	100m 1:01.66	150m 1:33.95	200m 2:06.02	250m 2:38.39	350m 3:42.09		
		31.93	32.29	32.07	32.37	3:42.09	29.52	
4	4	6	JANSEN Ella	CAN	2005	0.77	4:11.69	3.97 A
	50m 28.84	100m 59.50	150m 1:31.01	200m 2:02.63	250m 2:34.72	300m 3:06.95	350m 3:39.65	
		30.66	31.51	31.62	32.09	32.23	32.70	32.04
5	3	5	WEINSTEIN Claire	SAND	◆ 2007	0.78	4:12.46	4.74 A
	50m 30.04	100m 1:01.86	150m 1:34.15	200m 2:06.30	250m 2:38.41	350m 3:42.12		
		31.82	32.29	32.15	32.11	3:42.12	30.34	
6	2	4	SMITH Regan	SUN	2002	0.69	4:12.92	5.20 A
	50m 28.97	100m 1:00.46	150m 1:32.66	200m 2:04.52	250m 2:37.10	300m 3:09.14	350m 3:41.39	
		31.49	32.20	31.86	32.58	32.04	32.25	31.53
7	4	3	MATTES Michaela	SYS-FL	2005	0.76	4:15.25	7.53 A
	50m 29.22	100m 1:00.79	150m 1:32.83	200m 2:05.44	250m 2:37.46	300m 3:09.93	350m 3:42.66	
		31.57	32.04	32.61	32.02	32.47	32.73	32.59
8	3	2	CRISP Leah	GBR	2001	0.76	4:15.59	7.87 A
	50m 29.90	100m 1:02.04	150m 1:34.55	200m 2:07.23	250m 2:39.31	300m 3:11.62	350m 3:43.76	
		32.14	32.51	32.68	32.08	32.31	32.14	31.83
9	3	8	O'REGAN Bailey	SYS-FL	◆ 2006	0.79	4:16.39	8.67 B
	50m 30.19	100m 1:02.40	150m 1:34.57	200m 2:06.83	250m 2:39.46	300m 3:11.97	350m 3:44.78	
		32.21	32.17	32.26	32.63	32.51	32.81	31.61
10	4	2	HRYHORIVNA HOLUB Tamila	PRT	1999	0.84	4:17.84	10.12 B
	50m 29.48	100m 1:01.29	150m 1:33.80	200m 2:06.82	250m 2:39.61	300m 3:13.02	350m 3:45.98	
		31.81	32.51	33.02	32.79	33.41	32.96	31.86
11	4	9	DOBSON Kennedi	EEX	◆ 2007	0.68	4:18.18	10.46 B
	50m 29.50	100m 1:01.52	150m 1:34.35	200m 2:07.25	250m 2:40.27	300m 3:13.47	350m 3:46.55	
		32.02	32.83	32.90	33.02	33.20	33.08	31.63
12	4	8	PENNINGTON Caroline	UN-FL	2003	0.75	4:18.52	10.80 B
	50m 29.88	100m 1:01.84	150m 1:34.50	200m 2:07.14	250m 2:40.34	300m 3:13.32	350m 3:46.51	
		31.96	32.66	32.64	33.20	32.98	33.19	32.01
13	4	1	DUNFORD Abby	SYS-FL	◆ 2006	0.74	4:19.82	12.10 B
	50m 29.71	100m 1:01.60	150m 1:34.18	200m 2:07.19	250m 2:40.44	300m 3:13.80	350m 3:47.21	
		31.89	32.58	33.01	33.25	33.36	33.41	32.61
14	2	6	YAGER Alexis	TNAQ	1998	0.74	4:19.83	12.11 B
	50m 30.58	100m 1:03.13	150m 1:36.05	200m 2:08.97	250m 2:41.70	300m 3:14.78	350m 3:47.57	
		32.55	32.92	32.92	32.73	33.08	32.79	32.26
15	3	3	HEIN Agostina	ARG	◆ 2008	0.74	4:20.56	12.84 B
	50m 29.19	100m 1:01.14	150m 1:33.80	200m 2:06.85	250m 2:40.23	300m 3:13.91	350m 3:47.37	
		31.95	32.66	33.05	33.38	33.68	33.46	33.19
16	3	1	WILLAR Megan	CAN	2004	0.74	4:21.56	13.84 B
	50m 29.68	100m 1:02.25	150m 1:35.40	200m 2:08.62	250m 2:42.20	300m 3:15.37	350m 3:49.22	
		32.57	33.15	33.22	33.58	33.17	33.85	32.34
17	2	5	WEYANT Gracie	SYS-FL	2005	0.75	4:21.68	13.96 C
	50m 30.74	100m 1:03.26	150m 1:36.47	200m 2:09.49	250m 2:42.72	300m 3:15.55	350m 3:49.54	
		32.52	33.21	33.02	33.23	32.83	33.99	32.14

Official Timekeeping by Omega





2023 TYR Pro Swim Series

Fort Lauderdale, Florida

March 1 - 4



Event 11

2 MAR 2023 - 10:30 AM

Women's 400m Freestyle

Heats

Results Summary

Event Number 11

Rank	Heat	Lane	Name	Club Code	Year of Birth	R.T.	Time	Time Behind
18	4	7	NESTY Lillie	GSC-FL	◆ 2006	0.78	4:21.72	14.00 C
	50m 29.44	100m 1:01.34	150m 1:34.61	200m 2:08.04	250m 2:41.13	300m 3:14.59	350m 3:48.41	
		31.90	33.27	33.43	33.09	33.46	33.82	33.31
19	3	6	SAUICKIE Addison	SYS-FL	◆ 2006	0.70	4:22.38	14.66 C
	50m 30.21	100m 1:03.25	150m 1:36.14	200m 2:08.95	250m 2:42.02	300m 3:15.13	350m 3:48.92	
		33.04	32.89	32.81	33.07	33.11	33.79	33.46
20	2	8	HEBERT Madeleine	TRA	2005	0.74	4:24.87	17.15 C
	50m 30.13	100m 1:03.18	150m 1:36.50	200m 2:10.25	250m 2:44.36	300m 3:18.05	350m 3:52.25	
		33.05	33.32	33.75	34.11	33.69	34.20	32.62
21	3	0	HODGES Macky	SAND	2004	0.74	4:25.11	17.39 C
	50m 29.67	100m 1:01.92	150m 1:35.01	200m 2:08.40	250m 2:42.55	300m 3:16.81	350m 3:51.62	
		32.25	33.09	33.39	34.15	34.26	34.81	33.49
22	2	2	CLARK Maxine	CAN	◆ 2008	0.74	4:26.09	18.37 C
	50m 30.32	100m 1:03.49	150m 1:37.41	200m 2:11.39	250m 2:45.53	300m 3:19.78	350m 3:53.71	
		33.17	33.92	33.98	34.14	34.25	33.93	32.38
23	1	5	GWINN Applejean	SAND	◆ 2006	0.68	4:26.79	19.07 C
	50m 30.68	100m 1:01.92	150m 1:37.82	200m 2:11.39	250m 2:45.43	300m 3:19.78	350m 3:53.31	
		33.17	33.92	33.98	34.14	34.25	33.93	32.38
24	2	3	ROMANO Kristen	PRI	1999	0.75	4:28.53	20.81 C
	50m 30.29	100m 1:03.19	150m 1:36.92	200m 2:11.08	250m 2:45.55	300m 3:19.88	350m 3:54.37	
		32.90	33.73	34.16	34.47	34.33	34.49	34.16
25	2	0	RUKOSUEV Polina	UN-NC	2001	0.76	4:28.95	21.23 R
	50m 31.15	100m 1:04.40	150m 1:38.44	200m 2:12.90	250m 2:47.89	300m 3:22.73	350m 3:56.03	
		33.25	34.04	34.46	34.99	34.84	33.30	32.92
26	1	2	HERRERA Emma	FASTFG	◆ 2006	0.75	4:29.03	21.31 R
	50m 30.45	100m 1:03.52	150m 1:37.62	200m 2:11.70	250m 2:45.74	300m 3:20.26	350m 3:54.90	
		33.07	34.10	34.08	34.04	34.52	34.64	34.13
27	2	9	PENNY Hayden	YSSC	◆ 2006	0.72	4:29.14	21.42
	50m 31.30	100m 1:04.79	150m 1:39.41	200m 2:13.97	250m 2:48.13	300m 3:21.43	350m 3:55.67	
		33.49	34.62	34.56	34.16	33.30	34.24	33.47
28	2	1	MODIN THOMSEN Naya	DNK	2003	0.68	4:29.49	21.77
	50m 30.44	100m 1:02.83	150m 1:36.88	200m 2:11.13	250m 2:46.29	300m 3:20.80	350m 3:56.08	
		32.39	34.05	34.25	35.16	34.51	35.28	33.41
29	3	9	PODKOSCIELNY Julia	PCS	2004	0.72	4:29.57	21.85
	50m 29.98	100m 1:02.86	150m 1:36.88	200m 2:11.16	250m 2:45.81	300m 3:20.70	350m 3:55.48	
		32.88	34.02	34.28	34.65	34.89	34.78	34.09
30	2	7	SMUTNY Maddie	SOFL	2005	0.63	4:30.23	22.51
	50m 30.75	100m 1:03.97	150m 1:38.36	200m 2:12.70	250m 2:47.52	300m 3:21.92	350m 3:56.66	
		33.22	34.39	34.34	34.82	34.40	34.74	33.57
31	1	6	BOTTING Riley	PCS	2005	0.75	4:32.24	24.52
	50m 30.92	100m 1:03.89	150m 1:38.02	200m 2:12.25	250m 2:47.10	300m 3:22.18	350m 3:57.38	
		32.97	34.13	34.23	34.85	35.08	35.20	34.86
32	1	4	CASEY Maggie	FAA	2002	0.74	4:38.93	31.21
	50m 30.64	100m 1:04.02	150m 1:38.83	200m 2:14.21	250m 2:50.43	300m 3:26.61	350m 4:02.81	
		33.38	34.81	35.38	36.22	36.18	36.20	36.12
	1	3	MILBAUM Lolly	SYS-FL	◆ 2007			DNS
	3	7	GUILHERME MEDEIROS G.R.	RFK				DNS
	4	0	KILGER Lydia	CAN	◆ 2006			DNS

Legend:	A Qualified for final A	AR American Record	B Qualified for final B	C Qualified for final C
DNS Did Not Start	R Reserve	R.T. Reaction Time	US US Open Record	
WJ World Junior Record	WR World Record	◆ Junior swimmer		

Official Timekeeping by Omega





2023 TYR Pro Swim Series

Fort Lauderdale, Florida

March 1 - 4



Event 12

2 MAR 2023 - 10:52 AM

Men's 400m Freestyle

Heats

Results Summary

Event Number 12

	Record	Splits	Name	NAT Code	Location	Date
WR	3:40.07	54.42 1:51.02 2:47.17	BIEDERMANN Paul	GER	Rome (ITA)	26 JUL 2009
AR	3:42.78	54.86 1:51.91 2:48.07	JENSEN Larsen	USA	Beijing (CHN)	10 AUG 2008
US	3:43.53	54.67 1:51.14 2:47.52	JENSEN Larsen	USA	Omaha, NE (USA)	29 JUN 2008
WJ	3:44.60	53.35 1:50.26 2:47.72	HORTON Mack	AUS	Brisbane (AUS)	1 APR 2014

Rank	Heat	Lane	Name	Club Code	Year of Birth	R.T.	Time	Time Behind
1	4	5	HAFNAOUI Ahmed Ayoub	TUN	2002	0.81	3:50.77	A
	50m 27.68	100m 56.68	150m 1:25.96	200m 1:55.26	250m 2:24.75	300m 2:53.78	350m 3:22.70	
		29.00	29.28	29.30	29.49	29.03	28.92	28.07
2	4	4	SMITH Kieran	RAC	2000	0.71	3:50.84	0.07 A
	50m 26.96	100m 56.31	150m 1:25.69	200m 1:55.23	250m 2:24.50	300m 2:53.75	350m 3:23.19	
		29.35	29.38	29.54	29.27	29.25	29.44	27.65
3	5	4	COSTA Guilherme	BRA	1998	0.72	3:51.46	0.69 A
	50m 26.49	100m 54.82	150m 1:24.07	200m 1:53.74	250m 2:24.02	300m 2:54.25	350m 3:23.85	
		28.33	29.25	29.67	30.28	30.23	29.60	27.61
4	5	5	JERVIS Daniel	WAL	1996	0.63	3:51.85	1.08 A
	50m 27.38	100m 56.52	150m 1:26.07	200m 1:55.25	250m 2:24.58	300m 2:53.87	350m 3:23.16	
		29.14	29.55	29.18	29.33	29.29	29.29	28.69
5	4	3	TURLEY Luke	GBR	2000	0.64	3:52.87	2.10 A
	50m 26.75	100m 55.33	150m 1:24.50	200m 1:54.14	250m 2:23.52	300m 2:53.25	350m 3:23.68	
		28.58	29.17	29.64	29.38	29.73	30.43	29.19
6	4	6	EL KAMASH Marwan	EGY	1993	0.69	3:53.02	2.25 A
	50m 27.65	100m 56.80	150m 1:26.37	200m 1:55.91	250m 2:25.56	300m 2:54.92	350m 3:24.31	
		29.15	29.57	29.54	29.65	29.36	29.39	28.71
7	5	6	FINKE Bobby	SPA-FL	1999	0.70	3:54.56	3.79 A
	50m 27.60	100m 57.02	150m 1:26.70	200m 1:56.42	250m 2:25.96	300m 2:55.45	350m 3:25.05	
		29.42	29.68	29.72	29.54	29.49	29.60	29.51
8	4	7	BRINEGAR Michael	TST-CA		0.72	3:54.88	4.11 A
	50m 27.49	100m 56.80	150m 1:26.87	200m 1:56.85	250m 2:26.69	300m 2:56.39	350m 3:26.08	
		29.31	30.07	29.98	29.84	29.70	29.69	28.80
9	5	3	SCHEFFER Fernando	BRA	1998	0.69	3:55.85	5.08 B
	50m 26.42	100m 55.09	150m 1:24.67	200m 1:54.98	250m 2:25.20	300m 2:55.52	350m 3:26.02	
		28.67	29.58	30.31	30.22	30.32	30.50	29.83
10	4	8	KIBLER Drew	CSC-IN	2000	0.65	3:57.67	6.90 B
	50m 26.86	100m 56.34	150m 1:26.65	200m 1:56.69	250m 2:27.03	300m 2:57.48	350m 3:28.05	
		29.48	30.31	30.04	30.34	30.45	30.57	29.62
11	5	2	CLONTZ Norvin	MAC-NC	♦ 2007	0.75	3:57.76	6.99 B
	50m 27.60	100m 56.97	150m 1:27.31	200m 1:57.77	250m 2:28.41	300m 2:58.83	350m 3:28.82	
		29.37	30.34	30.46	30.64	30.42	29.99	28.94
12	5	8	GRIESHOP Sean	CAL	1998	0.68	3:57.81	7.04 B
	50m 27.82	100m 57.61	150m 1:27.94	200m 1:58.11	250m 2:28.21	300m 2:58.26	350m 3:28.32	
		29.79	30.33	30.17	30.10	30.05	30.06	29.49
13	5	0	WIGGINTON Lorne	CAN	♦ 2005	0.65	3:58.14	7.37 B
	50m 27.52	100m 57.08	150m 1:27.04	200m 1:57.36	250m 2:27.77	300m 2:58.00	350m 3:28.19	
		29.56	29.96	30.32	30.41	30.23	30.19	29.95
14	2	9	TATE Wes	ARMY	2003	0.68	3:58.50	7.73 B
	50m 27.76	100m 58.13	150m 1:29.09	200m 1:59.35	250m 2:29.58	300m 2:59.60	350m 3:29.51	
		30.37	30.96	30.26	30.23	30.02	29.91	28.99
15	4	1	MELBOURNE-SMITH Tyler	WAL	♦ 2005	0.71	3:59.19	8.42 B
	50m 27.30	100m 56.64	150m 1:26.59	200m 1:56.80	250m 2:27.36	300m 2:58.26	350m 3:29.41	
		29.34	29.95	30.21	30.56	30.90	31.15	29.78
16	3	6	LANCASTER Kayden	BSS	2004	0.68	3:59.62	8.85 B
	50m 27.34	100m 57.28	150m 1:27.92	200m 1:58.55	250m 2:29.40	300m 3:00.10	350m 3:30.38	
		29.94	30.64	30.63	30.85	30.70	30.28	29.24
17	5	1	CANO FIGUEROA Jose	BULL	2003	0.68	4:00.54	9.77 C
	50m 27.24	100m 56.82	150m 1:27.45	200m 1:58.19	250m 2:28.91	300m 2:59.62	350m 3:30.56	
		29.58	30.63	30.74	30.72	30.71	30.94	29.98

Official Timekeeping by Omega





2023 TYR Pro Swim Series

Fort Lauderdale, Florida

March 1 - 4



Event 12

2 MAR 2023 - 10:52 AM

Men's 400m Freestyle

Heats

Results Summary

Event Number 12

Rank	Heat	Lane	Name	Club Code	Year of Birth	R.T.	Time	Time Behind	
18	3	7	WEISEL Elliot	RCKT	◆ 2005	0.70	4:01.07	10.30	C
	50m 27.36	100m 56.94	150m 1:27.83	200m 1:58.74	250m 2:29.60	300m 3:00.21	350m 3:30.94		
		29.58	30.89	30.91	30.86	30.61	30.73	30.13	
19	3	5	ARTEIRO AZEVEDO Gabriel	RFK		0.70	4:02.33	11.56	C
	50m 28.55	100m 58.68	150m 1:29.35	200m 2:00.25	250m 2:31.32	300m 3:02.33	350m 3:33.46		
		30.13	30.67	30.90	31.07	31.01	31.13	28.87	
20	3	0	PAISLEY Timo	FAA	2003	0.66	4:02.52	11.75	C
	50m 27.40	100m 56.91	150m 1:27.04	200m 1:57.53	250m 2:28.33	300m 2:59.51	350m 3:31.38		
		29.51	30.13	30.49	30.80	31.18	31.87	31.14	
21	4	2	de GRUTTOLA CAMPOS	RFK		0.70	4:02.63	11.86	C
	50m 27.25	100m 56.21	150m 1:25.93	200m 1:56.10	250m 2:27.11	300m 2:58.74	350m 3:31.14		
		28.96	29.72	30.17	31.01	31.63	32.40	31.49	
22	4	0	BARRIEAULT Brice	ARMY	2003	0.66	4:02.76	11.99	C
	50m 27.41	100m 56.97	150m 1:27.16	200m 1:58.06	250m 2:29.31	300m 3:00.86	350m 3:32.78		
		29.56	30.19	30.90	31.25	31.55	31.92	29.98	
23	3	9	KLEIN Freddy	MAC-NC	◆ 2005	0.75	4:02.97	12.20	C
	50m 27.45	100m 56.91	150m 1:26.95	200m 1:57.50	250m 2:28.56	300m 3:00.01	350m 3:31.68		
		29.46	30.04	30.55	31.06	31.45	31.67	31.29	
24	3	2	AYERS Alex	MAC-NC	◆ 2005	0.75	4:03.25	12.48	C
	50m 27.74	100m 58.15	150m 1:29.05	200m 2:00.37	250m 2:31.57	300m 3:03.33	350m 3:33.36		
		30.41	30.90	31.32	31.20	31.76	30.03	29.89	
25	5	7	RYLEY William	WAL	1998	0.66	4:03.58	12.81	R
	50m 27.79	100m 57.58	150m 1:28.03	200m 1:59.04	250m 2:30.29	300m 3:01.50	350m 3:32.97		
		29.79	30.45	31.01	31.25	31.21	31.47	30.61	
26	1	5	BERNAUER Clayton	ARMY	2002	0.65	4:03.64	12.87	R
	50m 27.66	100m 57.49	150m 1:28.32	200m 1:59.27	250m 2:30.54	300m 3:02.27	350m 3:33.40		
		29.83	30.83	30.95	31.27	31.73	31.13	30.24	
27	3	4	KNOP Amadeusz	SYS-FL	2004	0.67	4:03.68	12.91	
	50m 27.72	100m 57.60	150m 1:28.30	200m 1:59.11	250m 2:30.10	300m 3:01.25	350m 3:32.98		
		29.88	30.70	30.81	30.99	31.15	31.73	30.70	
28	1	6	DULIEU Diego	AZFL	2004	0.71	4:03.94	13.17	
	50m 28.37	100m 58.64	150m 1:29.76	200m 2:00.88	250m 2:32.15	300m 3:03.51	350m 3:34.50		
		30.27	31.12	31.12	31.27	31.36	30.99	29.44	
29	4	9	TANSILL Ian	ARMY	2001	0.74	4:04.06	13.29	
	50m 27.62	100m 57.74	150m 1:28.33	200m 1:59.08	250m 2:30.40	300m 3:01.65	350m 3:33.26		
		30.12	30.59	30.75	31.32	31.25	31.61	30.80	
30	2	3	HINCKLEY Charlie	VILL	2001	0.70	4:04.08	13.31	
	50m 28.14	100m 58.77	150m 1:30.18	200m 2:01.59	250m 2:33.52	300m 3:04.73	350m 3:35.72		
		30.63	31.41	31.41	31.93	31.21	30.99	28.36	
31	1	4	GUTIERREZ Santiago	SAND	2003	0.71	4:04.19	13.42	
	50m 27.83	100m 57.58	150m 1:28.68	200m 1:59.79	250m 2:31.21	300m 3:02.39	350m 3:33.94		
		29.75	31.10	31.11	31.42	31.18	31.55	30.25	
32	2	4	VEGA Alberto	CRI	◆ 2005	0.67	4:04.30	13.53	
	50m 28.08	100m 59.14	150m 1:30.64	200m 2:01.93	250m 2:33.47	300m 3:05.09	350m 3:35.73		
		31.06	31.50	31.29	31.54	31.62	30.64	28.57	
33	3	1	DAGENAIS Victor	CAN	2004	0.65	4:05.44	14.67	
	50m 28.04	100m 58.83	150m 1:29.97	200m 2:01.07	250m 2:32.21	300m 3:03.49	350m 3:34.86		
		30.79	31.14	31.10	31.14	31.28	31.37	30.58	
34	2	1	SAUVE Antoine	CAN	◆ 2005	0.67	4:05.66	14.89	
	50m 28.32	100m 58.63	150m 1:30.29	200m 2:01.82	250m 2:33.33	300m 3:04.72	350m 3:36.14		
		30.31	31.66	31.53	31.51	31.39	31.42	29.52	
35	2	0	LONG Derek	TST-MV	◆ 2005	0.66	4:05.88	15.11	
	50m 28.08	100m 58.82	150m 1:30.42	200m 2:01.98	250m 2:33.60	300m 3:05.13	350m 3:36.45		
		30.74	31.60	31.56	31.62	31.53	31.32	29.43	
36	5	9	WILLIAMS Josh	WAL	2002	0.70	4:06.18	15.41	
	50m 27.91	100m 57.77	150m 1:28.70	200m 1:59.64	250m 2:30.85	300m 3:02.85	350m 3:34.95		
		29.86	30.93	30.94	31.21	32.00	32.10	31.23	

Official Timekeeping by Omega





2023 TYR Pro Swim Series

Fort Lauderdale, Florida

March 1 - 4



Event 12

2 MAR 2023 - 10:52 AM

Men's 400m Freestyle

Heats

Results Summary

Event Number 12

Rank	Heat	Lane	Name	Club Code	Year of Birth	R.T.	Time	Time Behind
37	2	8	SCHNEIDER Arthur	UN-CC	2002	0.73	4:06.94	16.17
			50m 28.17					
			100m 58.39					
			150m 1:30.19					
			200m 2:01.83					
			250m 2:33.60					
			300m 3:05.37					
			350m 3:36.38					
			30.22					30.56
			31.80					
			31.64					
			31.77					
			31.01					
38	2	6	PARISE Zachary	CAN	♦ 2006	0.73	4:07.13	16.36
			50m 28.65					
			100m 59.13					
			150m 1:30.17					
			200m 2:01.59					
			250m 2:32.86					
			300m 3:04.43					
			350m 3:36.31					
			30.48					30.82
			31.04					
			31.42					
			31.27					
			31.57					
			31.88					
39	1	2	KURUCZ Leo	TST-MV	2004	0.65	4:08.39	17.62
			50m 28.26					
			100m 58.92					
			150m 1:30.29					
			200m 2:02.20					
			250m 2:33.82					
			300m 3:05.67					
			350m 3:37.50					
			30.66					30.89
			31.37					
			31.91					
			31.62					
			31.85					
			31.83					
40	2	5	GINES TORRES Fabian	SYS-FL	2003	0.69	4:10.69	19.92
			50m 28.81					
			100m 59.56					
			150m 1:31.03					
			200m 2:02.82					
			250m 2:34.63					
			300m 3:06.57					
			350m 3:38.97					
			30.75					31.72
			31.47					
			31.79					
			31.81					
			31.94					
			32.40					
41	2	2	EDWARDS Kaden	GBR	2004	0.80	4:16.09	25.32
			50m 28.71					
			100m 1:00.56					
			150m 1:32.23					
			200m 2:04.74					
			250m 2:37.07					
			300m 3:10.12					
			350m 3:43.10					
			31.85					32.99
			31.67					
			32.51					
			32.33					
			33.05					
			32.98					
42	1	3	VASQUEZ Carlos	UN-FG	2000	0.67	4:32.85	42.08
			50m 28.92					
			100m 59.76					
			150m 1:32.81					
			200m 2:08.86					
			250m 2:45.55					
			300m 3:22.73					
			350m 3:58.88					
			30.84					33.97
			33.05					
			36.05					
			36.69					
			37.18					
			36.15					
	2	7	RUSSELL Kellen	TAC-NC	2004		DNS	
	3	3	FELT Dylan	SFTL	2004		DNS	
	3	8	ARAYA Gabriel	GTSA	1999		DNS	

Legend:							
A	Qualified for final A	AR	American Record	B	Qualified for final B	C	Qualified for final C
DNS	Did Not Start	R	Reserve	R.T.	Reaction Time	US	US Open Record
WJ	World Junior Record	WR	World Record	♦	Junior swimmer		

Official Timekeeping by Omega





2023 TYR Pro Swim Series

Fort Lauderdale, Florida

March 1 - 4



Event 303

2 MAR 2023 - 11:17 AM

Women's 100m Freestyle

Heats Swim-off

Results

Event Number 3

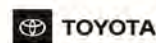
	Record	Split	Name	NAT Code	Location	Date
WR	51.71	24.83	SJOESTROEM Sarah	SWE	Budapest (HUN)	23 JUL 2017
AR	52.04	24.81	MANUEL Simone	USA	Gwangju (KOR)	26 JUL 2019
US	52.54	25.62	MANUEL Simone	USA	Irvine, CA (USA)	25 JUL 2018
WJ	52.70	25.70	OLEKSIAK Penny	USA	Rio de Janeiro (BRA)	11 AUG 2016

Rank	Lane	Name	Club Code	R.T.	50m	Time	Time Behind
1	4	VIEIRA Ana Carolina	BRA	0.64	(1) 26.69	55.65 28.96	
2	5	GUILHERME MEDEIROS Giovana Reis	RFK	0.75	(2) 27.30	56.01 28.71	0.36

Legend:

AR American Record **R.T.** Reaction Time **US** US Open Record **WJ** World Junior Record
WR World Record

Official Timekeeping by Omega





2023 TYR Pro Swim Series

Fort Lauderdale, Florida

March 1 - 4



Event 103 2 MAR 2023

Women's 100m Freestyle

Medallists

Medal	Name	Club
GOLD	WEITZEIL Abbey	CAL - California Aquatics
SILVER	LEDECKY Katie	GSC-FL - Gator Swim Club
BRONZE	BROWN Erika	TNAQ - Tennessee Aquatics

Official Timekeeping by Omega





2023 TYR Pro Swim Series

Fort Lauderdale, Florida

March 1 - 4



Event 104 2 MAR 2023

Men's 100m Freestyle

Medallists

Medal	Name	Club
GOLD	CARTER Dylan	ISC - Indiana Swim Club
SILVER	RICHARDS Matthew	WAL - Wales
BRONZE	ARMSTRONG Hunter	CAL - California Aquatics

Official Timekeeping by Omega





2023 TYR Pro Swim Series

Fort Lauderdale, Florida

March 1 - 4



Event 105 2 MAR 2023

Women's 100m Breaststroke

Medallists

Medal	Name	Club
GOLD	KING Lilly	ISC - Indiana Swim Club
SILVER	HANLON Kara	GBR - Great Britain
BRONZE	CLARK Imogen	GBR - Great Britain

Official Timekeeping by Omega





2023 TYR Pro Swim Series

Fort Lauderdale, Florida

March 1 - 4



Event 106 2 MAR 2023

Men's 100m Breaststroke

Medallists

Medal	Name	Club
GOLD	FINK Nic	MAAC - Metro Atlanta Aquatic Club
SILVER	ANDREW Michael	MASA - MA Swim Academy
BRONZE	MILLER Cody	SAND - Sandpipers Of Nevada

Official Timekeeping by Omega





2023 TYR Pro Swim Series

Fort Lauderdale, Florida

March 1 - 4



Event 107 2 MAR 2023

Women's 50m Backstroke

Medallists

Medal	Name	Club
GOLD	SMITH Regan	SUN - Sun Devil Swimming
SILVER	COX Lauren	GBR - Great Britain
BRONZE	HARRIS Medi	WAL - Wales

Official Timekeeping by Omega





2023 TYR Pro Swim Series

Fort Lauderdale, Florida

March 1 - 4



Event 108 2 MAR 2023

Men's 50m Backstroke

Medallists

Medal	Name	Club
GOLD	RESS Justin	MVN - Mission Viejo Nadadores
SILVER	ARMSTRONG Hunter	CAL - California Aquatics
BRONZE	CASAS Shaine	TXLA - Longhorn Aquatics

Official Timekeeping by Omega





2023 TYR Pro Swim Series

Fort Lauderdale, Florida

March 1 - 4



Event 109 2 MAR 2023

Women's 200m Butterfly

Medallists

Medal	Name	Club
GOLD	McINTOSH Summer	SYS-FL - Sarasota Sharks
SILVER	SIMS Bella	SAND - Sandpipers Of Nevada
BRONZE	MATA COCCO Maria Jose	MEX - Mexico

Official Timekeeping by Omega





2023 TYR Pro Swim Series

Fort Lauderdale, Florida

March 1 - 4



Event 110 2 MAR 2023

Men's 200m Butterfly

Medallists

Medal	Name	Club
GOLD	KHARUN Ilya	SAND - Sandpipers Of Nevada
SILVER	JULIAN Trenton	MVN - Mission Viejo Nadadores
BRONZE	KALISZ Chase	SUN - Sun Devil Swimming

Official Timekeeping by Omega





2023 TYR Pro Swim Series

Fort Lauderdale, Florida

March 1 - 4



Event 103

2 MAR 2023 - 6:00 PM

Women's 100m Freestyle

Final

Results

Event Number 3

	Record	Split	Name	NAT Code	Location	Date
WR	51.71	24.83	SJOESTROEM Sarah	SWE	Budapest (HUN)	23 JUL 2017
AR	52.04	24.81	MANUEL Simone	USA	Gwangju (KOR)	26 JUL 2019
US	52.54	25.62	MANUEL Simone	USA	Irvine, CA (USA)	25 JUL 2018
WJ	52.70	25.70	OLEKSIAK Penny	CAN	Rio de Janeiro (BRA)	11 AUG 2016

Final B

Rank	Lane	Name	Club Code	R.T.	50m	Time	Time Behind
1	3	KEPP JENSEN Julie	DEN	0.64	(2) 26.56	55.26 28.70	
2	5	IVEY Isabel	UN-FL	0.69	(1) 26.43	55.30 28.87	0.04
3	4	DELOOF Gabby	TNAQ	0.68	(3) 26.71	55.50 28.79	0.24
4	6	SAVARD Katerine	CAN	0.68	(=4) 26.76	55.60 28.84	0.34
5	7	SMITH Leah	TXLA	0.68	(8) 27.10	55.75 28.65	0.49
6	2	HARVEY Maria Sophie	CAN	0.67	(6) 26.90	55.81 28.91	0.55
7	8	VIEIRA Ana Carolina	BRA	0.64	(=4) 26.76	56.06 29.30	0.80
8	1	SUTTON Rebecca	WAL	0.64	(7) 26.94	56.34 29.40	1.08

Final A

Rank	Lane	Name	Club Code	R.T.	50m	Time	Time Behind
1	4	WEITZEIL Abbey	CAL	0.65	(1) 25.33	53.38 28.05	
2	5	LEDECKY Katie	GSC-FL	0.66	(=5) 26.27	54.01 27.74	0.63
3	8	BROWN Erika	TNAQ	0.67	(4) 26.13	54.39 28.26	1.01
4	6	SMOLIGA Olivia	SUN	0.67	(2) 26.02	54.49 28.47	1.11
5	3	McINTOSH Summer	SYS-FL	0.75	(=5) 26.27	54.54 28.27	1.16
6	7	MANUEL Simone	SUN	0.71	(8) 26.47	54.55 28.08	1.17
7	1	HINDS Natalie	GSC-FL	0.65	(3) 26.11	54.78 28.67	1.40
8	2	PELAEZ Erika	EA	0.65	(7) 26.37	55.16 28.79	1.78

Official Timekeeping by Omega





2023 TYR Pro Swim Series

Fort Lauderdale, Florida

March 1 - 4



Event 103

2 MAR 2023 - 6:00 PM

Women's 100m Freestyle

Final

Results

Event Number 3

Final C

Rank	Lane	Name	Club Code	R.T.	50m	Time	Time Behind
1	7	DALEY Elan	CAN	0.68	(1) 26.71	55.73 29.02	
2	5	SIMS Bella	SAND	0.54	(=4) 27.25	56.00 28.75	0.27
3	1	LARSEN Caroline	FOXJ	0.67	(6) 27.36	56.07 28.71	0.34
4	4	GUILHERME MEDEIROS Giovana Reis	RFK	0.75	(3) 27.20	56.22 29.02	0.49
5	3	NEVMOVENKO Polina	AU	0.69	(=4) 27.25	56.46 29.21	0.73
6	6	BECKMANN Emilie	DEN	0.72	(2) 27.02	56.52 29.50	0.79
7	2	LITTLEJOHN Laura	NZL	0.69	(7) 27.49	56.91 29.42	1.18
8	8	CANNINGS Kamryn	CAN	0.65	(8) 27.93	57.38 29.45	1.65

Legend:

=	Equal rank	AR	American Record	R.T.	Reaction Time	US	US Open Record
WJ	World Junior Record	WR	World Record				

Official Timekeeping by Omega





2023 TYR Pro Swim Series

Fort Lauderdale, Florida

March 1 - 4



Event 104 2 MAR 2023 - 6:06 PM

Men's 100m Freestyle

Final

Results

Event Number 4

	Record	Split	Name	NAT Code	Location	Date
WR	46.86	22.74	POPOVICI David	ROU	Rome (ITA)	13 AUG 2022
AR	46.96	22.17	DRESSEL Caeleb	USA	Gwangju (KOR)	25 JUL 2019
US	47.39	22.49	HELD Ryan	USA	Stanford, CA (USA)	31 JUL 2019
=US	47.39	22.46	DRESSEL Caeleb	USA	Omaha, NE (USA)	17 JUN 2021
WJ	46.86	22.74	POPOVICI David	ROU	Rome (ITA)	13 AUG 2022

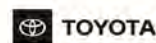
Final B

Rank	Lane	Name	Club Code	R.T.	50m	Time	Time Behind
1	4	MATOS RIBEIRO Diogo	POR	0.60	(1) 23.43	49.70 26.27	
2	6	PINFOLD Brett	SHAC	0.68	(8) 24.44	49.88 25.44	0.18
3	3	KUSCH Marius	ISC	0.65	(4) 23.93	49.95 26.02	0.25
4	5	IGA Jorge	PRVT	0.65	(5) 24.04	50.14 26.10	0.44
5	1	INGRAM Jamie	GBR	0.67	(3) 23.90	50.20 26.30	0.50
6	8	NAMIR Daniel	UN-AZ	0.63	(7) 24.31	50.59 26.28	0.89
7	2	YENTOU HO Ian	HKG	0.64	(6) 24.16	50.66 26.50	0.96
8	7	DUARTE NASCIMENTO Miguel	POR	0.60	(2) 23.70	50.71 27.01	1.01

Final A

Rank	Lane	Name	Club Code	R.T.	50m	Time	Time Behind
1	3	CARTER Dylan	ISC	0.66	(1) 23.14	48.28 25.14	
2	4	RICHARDS Matthew	WAL	0.58	(2) 23.29	48.48 25.19	0.20
3	6	ARMSTRONG Hunter	CAL	0.66	(8) 23.71	48.95 25.24	0.67
4	5	WINKLER Kaii	EA	0.66	(3) 23.42	49.11 25.69	0.83
5	1	GUIMARES ALCARA Victor	BRA	0.64	(6) 23.68	49.14 25.46	0.86
6	7	HELD Ryan	NYAC	0.61	(5) 23.47	49.21 25.74	0.93
7	8	ALTAMIR Luiz	BRA	0.65	(7) 23.69	49.60 25.91	1.32
8	2	MESTRE Alberto	UN-FL	0.69	(4) 23.43	49.89 26.46	1.61

Official Timekeeping by Omega





2023 TYR Pro Swim Series

Fort Lauderdale, Florida

March 1 - 4



Event 104

2 MAR 2023 - 6:06 PM

Men's 100m Freestyle

Final

Results

Event Number 4

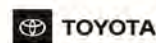
Final C

Rank	Lane	Name	Club Code	R.T.	50m	Time	Time Behind
1	3	SKINNER Xander	SUN	0.68	(4) 24.39	50.77 26.38	
2	7	BOUWMAN Leif	JDST	0.63	(7) 24.68	51.06 26.38	0.29
3	5	SCHEFFER Fernando	BRA	0.70	(8) 24.80	51.07 26.27	0.30
4	4	SANTISO Matias	ARG	0.62	(1) 24.25	51.14 26.89	0.37
5	6	JONES Daniel	WAL	0.67	(2) 24.36	51.20 26.84	0.43
6	2	HEIDRICH Jerome	MVN	0.69	(3) 24.37	51.37 27.00	0.60
7	1	RAMIREZ CARRANZA Daniel	WASC	0.60	(5) 24.53	51.58 27.05	0.81
8	8	VORTHMANN Ben	ARMY	0.63	(6) 24.65	51.88 27.23	1.11

Legend:

=	Equal record	AR	American Record	R.T.	Reaction Time	US	US Open Record
WJ	World Junior Record	WR	World Record				

Official Timekeeping by Omega





2023 TYR Pro Swim Series

Fort Lauderdale, Florida

March 1 - 4



Event 105

2 MAR 2023 - 6:14 PM

Women's 100m Breaststroke

Final

Results

Event Number 5

	Record	Split	Name	NAT Code	Location	Date
WR	1:04.13	29.80	KING Lilly	USA	Budapest (HUN)	25 JUL 2017
AR	1:04.13	29.80	KING Lilly	USA	Budapest (HUN)	25 JUL 2017
US	1:04.45	29.80	HARDY Jessica	USA	Federal Way, WA (USA)	7 AUG 2009
WJ	1:04.35	29.97	MEILUTYTE Ruta	LTU	Barcelona (ESP)	29 JUL 2013

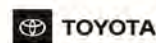
Final B

Rank	Lane	Name	Club Code	R.T.	50m	Time	Time Behind
1	4	WOG Kelsey	CAN	0.64	(1) 32.23	1:08.04 35.81	
2	6	HARVEY Maria Sophie	CAN	0.73	(4) 33.07	1:09.27 36.20	1.23
3	7	MIGAULT Aurelie	ARMY	0.71	(2) 32.74	1:09.58 36.84	1.54
4	5	RAINEY Grace	MAC-NC	0.73	(3) 32.93	1:09.69 36.76	1.65
5	3	MAKAROVA Stasya	AU	0.66	(6) 33.73	1:10.48 36.75	2.44
6	2	KLAMFOTH Avery	MAC-NC	0.72	(5) 33.68	1:10.77 37.09	2.73
7	8	HERKLE Kim Emely	UN-KY	0.75	(8) 33.79	1:11.26 37.47	3.22
8	1	ANDERSON Olivia	AQJT	0.74	(7) 33.74	1:12.11 38.37	4.07

Final A

Rank	Lane	Name	Club Code	R.T.	50m	Time	Time Behind
1	4	KING Lilly	ISC	0.68	(1) 31.08	1:06.28 35.20	
2	5	HANLON Kara	GBR	0.67	(3) 31.51	1:06.93 35.42	0.65
3	6	CLARK Imogen	GBR	0.66	(2) 31.25	1:07.85 36.60	1.57
4	7	ANGUS Sophie	CAN	0.69	(6) 31.97	1:08.08 36.11	1.80
5	3	BERNHARDT Rachel	TEAM	0.72	(8) 32.42	1:08.20 35.78	1.92
6	2	LAZOR Annie	ISC	0.69	(4) 31.65	1:08.37 36.72	2.09
7	1	CEBALLOS Macarena Aileen	ARG	0.65	(5) 31.82	1:08.61 36.79	2.33
8	8	VOVK Tara	MIA	0.71	(7) 32.14	1:08.86 36.72	2.58

Official Timekeeping by Omega





2023 TYR Pro Swim Series

Fort Lauderdale, Florida

March 1 - 4



Event 105

2 MAR 2023 - 6:14 PM

Women's 100m Breaststroke

Final

Results

Event Number 5

Final C

Rank	Lane	Name	Club Code	R.T.	50m	Time	Time Behind
1	5	SANTOS Emily	MVAC	0.73	(1) 33.56	1:11.58 38.02	
2	4	YAGER Alexis	TNAQ	0.73	(3) 33.89	1:11.74 37.85	0.16
3	8	REYNERA Caitlin	UN-NC	0.73	(5) 34.32	1:12.35 38.03	0.77
4	3	KLEINSMITH Maggie	VILL	0.72	(2) 33.66	1:12.64 38.98	1.06
5	6	DINEHART Olivia	SOFL	0.71	(4) 34.15	1:12.84 38.69	1.26
6	2	KING Abby	WEST	0.78	(6) 34.41	1:13.08 38.67	1.50
7	7	BARTLETT Calysta	UN-CA	0.71	(7) 34.45	1:13.26 38.81	1.68
8	1	BRUINING Heidi	UN-NC	0.79	(8) 34.87	1:13.47 38.60	1.89

Legend:

AR American Record **R.T.** Reaction Time **US** US Open Record **WJ** World Junior Record
WR World Record

Official Timekeeping by Omega





2023 TYR Pro Swim Series

Fort Lauderdale, Florida

March 1 - 4



Event 106

2 MAR 2023 - 6:23 PM

Men's 100m Breaststroke

Final

Results

Event Number 6

	Record	Split	Name	NAT Code	Location	Date
WR	56.88	26.63	PEATY Adam	GBR	Gwangju (KOR)	21 JUL 2019
AR	58.14	26.83	ANDREW Michael	USA	Omaha (USA)	13 JUN 2021
US	58.14	26.83	ANDREW Michael	USA	Omaha, NE (USA)	13 JUN 2021
WJ	59.01	27.48	MARTINENGI Nicolo	ITA	Indianapolis (USA)	23 AUG 2017

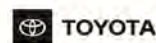
Final B

Rank	Lane	Name	Club Code	R.T.	50m	Time	Time Behind
1	2	TAIVASSALO Brayden	CAN	0.62	(3) 29.09	1:01.88 32.79	
2	4	SWANSON Charlie	NOVAVA	0.63	(4) 29.18	1:01.89 32.71	0.01
3	3	RANKIN Kohen	ARMY	0.61	(5) 29.25	1:02.18 32.93	0.30
4	7	SIMPSON Neil	CAN	0.60	(6) 29.72	1:02.75 33.03	0.87
5	6	CHAVEZ GONZALEZ Miguel	MEX	0.64	(7) 29.73	1:02.83 33.10	0.95
6	5	HORREGO Julio	SOFL	0.70	(1) 28.86	1:02.95 34.09	1.07
7	8	DELMAR Ben	MAC-NC	0.68	(8) 29.87	1:03.62 33.75	1.74
8	1	FRASER Lewis	WAL	0.57	(2) 28.97	1:03.94 34.97	2.06

Final A

Rank	Lane	Name	Club Code	R.T.	50m	Time	Time Behind
1	2	FINK Nic	MAAC	0.74	(4) 28.44	59.97 31.53	
2	5	ANDREW Michael	MASA	0.67	(1) 27.41	59.98 32.57	0.01
3	4	MILLER Cody	SAND	0.70	(2) 28.04	1:00.12 32.08	0.15
4	3	COPE Tommy	CW	0.60	(3) 28.40	1:00.84 32.44	0.87
5	6	LICON Will	TXLA	0.67	(6) 28.67	1:01.26 32.59	1.29
6	7	KNOX Finlay	CAN	0.67	(8) 28.78	1:01.29 32.51	1.32
7	1	McKEE Anton	PRVT	0.62	(5) 28.61	1:01.35 32.74	1.38
8	8	BUTLER Gregory	GBR	0.71	(7) 28.70	1:01.54 32.84	1.57

Official Timekeeping by Omega





2023 TYR Pro Swim Series

Fort Lauderdale, Florida

March 1 - 4



Event 106

2 MAR 2023 - 6:23 PM

Men's 100m Breaststroke

Final

Results

Event Number 6

Final C

Rank	Lane	Name	Club Code	R.T.	50m	Time	Time Behind
1	7	NEWMAN Bradley	WAL	0.66	(1) 28.85	1:02.22 33.37	
2	4	HEARY Liam	SYS-FL	0.72	(6) 29.75	1:03.42 33.67	1.20
3	2	BANNISTER Bruce	ARMY	0.64	(8) 30.04	1:03.47 33.43	1.25
4	3	NG Yan Kin	HKG	0.58	(2) 29.43	1:03.56 34.13	1.34
5	8	SMILEY Dylan	MCDA	0.60	(3) 29.48	1:03.75 34.27	1.53
6	1	PILGER Maximilian	ISC	0.72	(7) 29.94	1:03.98 34.04	1.76
7	5	LILLIBRIDGE Dalton	FAA	0.74	(5) 29.70	1:04.00 34.30	1.78
8	6	McDANIEL Rylan	OSU	0.63	(4) 29.68	1:04.24 34.56	2.02

Legend:

AR American Record **R.T.** Reaction Time **US** US Open Record **WJ** World Junior Record
WR World Record

Official Timekeeping by Omega





2023 TYR Pro Swim Series

Fort Lauderdale, Florida

March 1 - 4



Event 107

2 MAR 2023 - 6:31 PM

Women's 50m Backstroke

Final

Results

Event Number 7

	Record	Name	NAT Code	Location	Date
WR	26.98	LIU Xiang	CHN	Jakarta (INA)	21 AUG 2018
AR	27.12	BERKOFF Katharine	USA	Greensboro (USA)	28 APR 2022
US	27.12	BERKOFF Katharine	USA	Greensboro, NC (USA)	28 APR 2022
WJ	27.49	ATHERTON Minna	AUS	Brisbane (AUS)	29 JAN 2016

Final B

Rank	Lane	Name	Club Code	R.T.	Time	Time Behind
1	4	PODKOSCIELNY Julia	PCS	0.65	29.47	
2	1	CROOKS Jillian	TAC-NC	0.57	29.56	0.09
3	3	DEBEVER McKenna	AGS	0.66	29.65	0.18
4	6	SOTOMAYOR Alexia	SAS	0.52	29.67	0.20
=5	2	DIACONESCU Rebecca	TRA	0.59	29.83	0.36
=5	5	MEYERS-LABENZ Kate	BSS	0.55	29.83	0.36
7	8	NEAL Kayman	MAC-NC	0.59	29.95	0.48
8	7	PETERSON Layne	ARMY	0.55	30.43	0.96

Final A

Rank	Lane	Name	Club Code	R.T.	Time	Time Behind
1	4	SMITH Regan	SUN	0.58	27.55	
2	5	COX Lauren	GBR	0.58	27.91	0.36
3	3	HARRIS Medi	WAL	0.65	28.03	0.48
4	6	SMOLIGA Olivia	SUN	0.65	28.44	0.89
5	7	KEPP JENSEN Julie	DEN	0.62	28.97	1.42
6	2	PELAEZ Erika	EA	0.62	29.02	1.47
7	8	MENESES KOVACS Athena	TEAM	0.66	29.42	1.87
8	1	HIGGO Lila	BSS	0.60	29.54	1.99

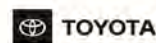
Final C

Rank	Lane	Name	Club Code	R.T.	Time	Time Behind
1	4	RICHARDSON Jory	MAAC	0.67	30.18	
2	7	ERLENDSDOTTIR Elisabeth	BSS	0.60	30.28	0.10
3	6	HODGES Macky	SAND	0.68	30.29	0.11
4	8	DONLAN Molly	MAC-NC	0.66	30.32	0.14
5	3	McGRATH Rebecca	CAN	0.71	30.38	0.20
6	5	HEIZER Abigail	SPAC	0.59	30.55	0.37
7	1	WOLFE Brynna	UN-NC	0.62	30.58	0.40
8	2	ISLETA Chloe	SUN	0.60	30.74	0.56

Legend:

AR American Record **R.T.** Reaction Time **US** US Open Record **WJ** World Junior Record
WR World Record

Official Timekeeping by Omega





2023 TYR Pro Swim Series

Fort Lauderdale, Florida

March 1 - 4



Event 111 2 MAR 2023

Women's 400m Freestyle

Medallists

Medal	Name	Club
GOLD	GRIMES Katie	SAND - Sandpipers Of Nevada
SILVER	HAUGHEY Siobhan Bernadette	HKG - Hong Kong
BRONZE	WEINSTEIN Claire	SAND - Sandpipers Of Nevada

Official Timekeeping by Omega





2023 TYR Pro Swim Series

Fort Lauderdale, Florida

March 1 - 4



Event 108

2 MAR 2023 - 6:38 PM

Men's 50m Backstroke

Final

Results

Event Number 8

	Record	Name	NAT Code	Location	Date
WR	23.71	ARMSTRONG Hunter	USA	Greensboro (USA)	28 APR 2022
AR	23.71	ARMSTRONG Hunter	USA	Greensboro (USA)	28 APR 2022
US	23.71	ARMSTRONG Hunter	USA	Greensboro, NC (USA)	28 APR 2022
WJ	24.00	KOLESNIKOV Kliment	RUS	Glasgow (GBR)	4 AUG 2018

Final B

Rank	Lane	Name	Club Code	R.T.	Time	Time Behind
1	7	COURVILLE FORTIN Loic	CAN	0.58	26.28	
2	2	HELD Ryan	NYAC	0.56	26.40	0.12
3	8	SPEAKMAN Zach	WAL	0.55	26.49	0.21
4	5	MALDARI Caleb	MAC-NC	0.54	26.53	0.25
5	3	EDWARDS Alex	ARMY	0.62	26.64	0.36
6	6	AHUMADA Maximiliano	FAA	0.54	26.70	0.42
7	4	YUE LAU Shiu	HKG	0.54	26.95	0.67
8	1	WINKLER Finn	EA	0.59	26.98	0.70

Final A

Rank	Lane	Name	Club Code	R.T.	Time	Time Behind
1	4	RESS Justin	MVN	0.58	24.73	
2	5	ARMSTRONG Hunter	CAL	0.68	24.95	0.22
3	3	CASAS Shaine	TXLA	0.51	25.20	0.47
4	6	NOGUEIRA COSTA Joao	POR	0.56	25.75	1.02
5	8	ACEVEDO Javier	CAN	0.57	25.78	1.05
6	2	MARSHALL Jonny	FASTLE	0.59	25.99	1.26
7	1	THAMES Chris	MAAC	0.58	26.03	1.30
8	7	SARAVIA Ulises	ARG	0.55	26.13	1.40

Final C

Rank	Lane	Name	Club Code	R.T.	Time	Time Behind
1	5	SMALL Joe	WAL	0.55	26.65	
2	1	KLING Joey	ARMY	0.60	26.75	0.10
3	3	KYSER Landon	BSS	0.62	26.83	0.18
4	4	NORMAN Aiden	CAN	0.72	26.91	0.26
5	6	BARTEE Granger	MAC-NC	0.62	27.03	0.38
6	2	NELSON Jensen	SPAC	0.57	27.37	0.72
7	7	LEITH Zac	ARMY	0.68	27.54	0.89
8	8	KRAVCHENKO Drew	BSS	0.65	27.61	0.96

Legend:

AR American Record **R.T.** Reaction Time **US** US Open Record **WJ** World Junior Record
WR World Record

Official Timekeeping by Omega





2023 TYR Pro Swim Series

Fort Lauderdale, Florida

March 1 - 4



Event 109 2 MAR 2023 - 6:45 PM

Women's 200m Butterfly

Final

Results

Event Number 9

	Record	Splits	Name	NAT Code	Location	Date
WR	2:01.81	27.19 58.08 1:30.20	LIU Zige	CHN	Jinan (CHN)	21 OCT 2009
AR	2:04.14	28.79 1:00.57 1:32.49	DESCENZA Mary	USA	Rome (ITA)	29 JUL 2009
US	2:05.85	28.28 59.98 1:32.73	FLICKINGER Hali	USA	Omaha, NE (USA)	17 JUN 2021
WJ	2:05.20	28.35 1:00.17 1:32.62	McINTOSH Summer	CAN	Budapest (HUN)	22 JUN 2022

Final B

Rank	Lane	Name	Club Code	R.T.	50m	100m	150m	Time	Time Behind
1	3	WILHELM Kiley	LIFE	0.72	(2) 29.68	(1) 1:02.81 33.13	(1) 1:38.66 35.85	2:13.52	
2	4	GINGRICH Leah	HURR	0.69	(5) 30.27	(6) 1:05.04 34.77	(3) 1:39.52 34.48	2:14.48	0.96
3	5	PACHECO CUNHA Mariana	POR	0.70	(1) 29.65	(2) 1:03.91 34.26	(2) 1:38.74 34.83	2:15.14	1.62
4	2	CIEPLUCHA Tess	TNAQ	0.76	(3) 29.93	(3) 1:04.25 34.32	(5) 1:39.78 35.53	2:16.06	2.54
5	7	WHITE Katie	VILL	0.76	(7) 30.47	(5) 1:04.97 34.50	(4) 1:39.56 34.59	2:16.13	2.61
6	1	MASSEY Ashlyn	CAN	0.75	(6) 30.42	(7) 1:05.80 35.38	(7) 1:41.38 35.58	2:17.18	3.66
7	6	ARROYO CUARA Laura Sofia	MEX	0.68	(4) 30.02	(4) 1:04.45 34.43	(6) 1:40.54 36.09	2:17.39	3.87
8	8	KROENING Maggie	ARMY	0.68	(8) 31.23	(8) 1:06.70 35.47	(8) 1:43.92 37.22	2:23.44	9.92

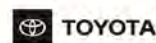
Final A

Rank	Lane	Name	Club Code	R.T.	50m	100m	150m	Time	Time Behind
1	4	McINTOSH Summer	SYS-FL	0.76	(1) 27.76	(1) 1:00.25 32.49	(1) 1:31.94 31.69	2:05.05	US, WJ
2	6	SIMS Bella	SAND	0.50	(2) 28.47	(2) 1:01.41 32.94	(2) 1:35.47 34.06	2:09.89	4.84
3	5	MATA COCCO Maria Jose	MEX	0.67	(3) 29.15	(3) 1:01.91 32.76	(3) 1:36.18 34.27	2:11.00	5.95
4	3	MONTEIRO Ana Catarina	POR	0.64	(5) 29.49	(5) 1:03.43 33.94	(5) 1:38.06 34.63	2:12.17	7.12
5	7	CANNINGS Kamryn	CAN	0.68	(7) 29.86	(6) 1:04.01 34.15	(6) 1:38.14 34.13	2:13.33	8.28
6	8	DERIVAUX Audrey	JW	0.81	(4) 29.48	(4) 1:03.34 33.86	(4) 1:38.00 34.66	2:13.39	8.34
7	1	BANOS Samantha	UCSB	0.70	(8) 30.31	(8) 1:04.80 34.49	(7) 1:39.32 34.52	2:14.69	9.64
8	2	LEDECKY Katie	GSC-FL	0.69	(6) 29.75	(7) 1:04.11 34.36	(8) 1:39.73 35.62	2:17.19	12.14

Final C

Rank	Lane	Name	Club Code	R.T.	50m	100m	150m	Time	Time Behind
1	4	SMUTNY Maddie	SOFL	0.64	(2) 31.46	(1) 1:07.91 36.45	(1) 1:43.86 35.95	2:21.08	
2	5	KUDLAC Avery	LEHY	0.70	(1) 31.35	(2) 1:08.21 36.86	(2) 1:45.78 37.57	2:25.70	4.62

Official Timekeeping by Omega





2023 TYR Pro Swim Series

Fort Lauderdale, Florida

March 1 - 4



Event 109

2 MAR 2023 - 6:45 PM

Women's 200m Butterfly

Final

Results

Event Number 9

Legend:

AR	American Record	R.T.	Reaction Time	US	US Open Record	WJ	World Junior Record
WR	World Record						

Official Timekeeping by Omega





2023 TYR Pro Swim Series

Fort Lauderdale, Florida

March 1 - 4



Event 110 2 MAR 2023 - 6:54 PM

Men's 200m Butterfly

Final

Results

Event Number 10

	Record	Splits			Name	NAT Code	Location	Date
WR	1:50.34	24.19	51.89	1:20.51	MILAK Kristof	HUN	Budapest (HUN)	21 JUN 2022
AR	1:51.51	24.76	52.88	1:21.93	PHELPS Michael	USA	Rome (ITA)	29 JUL 2009
US	1:52.20	25.47	53.75	1:23.04	PHELPS Michael	USA	Omaha, NE (USA)	2 JUL 2008
WJ	1:53.79	24.69	53.24	1:22.71	MILAK Kristof	HUN	Netanya (ISR)	30 JUN 2017

Final B

Rank	Lane	Name	Club Code	R.T.	50m	100m	150m	Time	Time Behind
1	4	LITHERLAND Jay	SUN	0.77	(3) 26.77	(4) 58.17 31.40	(2) 1:29.13 30.96	2:01.76	
2	6	MORALES Yeziel	PUR	0.64	(1) 26.36	(1) 57.44 31.08	(1) 1:28.93 31.49	2:01.93	0.17
3	1	BAFFICO Felipe	SYS-FL	0.66	(5) 27.47	(6) 58.55 31.08	(5) 1:30.47 31.92	2:02.14	0.38
4	5	PINTO URBANA Ascanio Fernandez	MEX	0.62	(2) 26.56	(2) 57.67 31.11	(3) 1:29.66 31.99	2:02.48	0.72
5	2	SIVEC Vili	UN-CC	0.66	(7) 27.56	(8) 58.81 31.25	(7) 1:30.61 31.80	2:02.80	1.04
6	3	BALBI Diego	SAS	0.68	(6) 27.52	(5) 58.21 30.69	(4) 1:30.22 32.01	2:03.10	1.34
7	8	ARTEIRO AZEVEDO Gabriel	RFK	0.71	(8) 27.70	(7) 58.60 30.90	(6) 1:30.52 31.92	2:03.85	2.09
8	7	URBINA PRIETO Ricardo	MEX	0.62	(4) 26.89	(3) 58.11 31.22	(8) 1:30.74 32.63	2:04.11	2.35

Final A

Rank	Lane	Name	Club Code	R.T.	50m	100m	150m	Time	Time Behind
1	5	KHARUN Ilya	SAND	0.69	(5) 26.04	(3) 55.29 29.25	(2) 1:24.83 29.54	1:54.49	
2	4	JULIAN Trenton	MVN	0.66	(1) 25.44	(1) 54.21 28.77	(1) 1:24.09 29.88	1:55.70	1.21
3	2	KALISZ Chase	SUN	0.71	(4) 26.03	(5) 55.72 29.69	(6) 1:25.85 30.13	1:56.03	1.54
4	3	HARTING Zach	CARD	0.64	(6) 26.22	(6) 55.84 29.62	(5) 1:25.79 29.95	1:56.79	2.30
5	6	ALBIERO Nicolas	CARD	0.65	(3) 25.69	(2) 54.82 29.13	(3) 1:25.00 30.18	1:56.98	2.49
6	7	ALTAMIR Luiz	BRA	0.60	(2) 25.59	(4) 55.33 29.74	(4) 1:25.78 30.45	1:57.66	3.17
7	1	LAMASTRA Connor	DYNA	0.67	(8) 26.85	(7) 56.56 29.71	(7) 1:27.36 30.80	1:58.44	3.95
8	8	RUVALCABA CRUZ Hector	TAMU	0.66	(7) 26.43	(8) 56.73 30.30	(8) 1:27.76 31.03	1:59.68	5.19

Official Timekeeping by Omega





2023 TYR Pro Swim Series

Fort Lauderdale, Florida

March 1 - 4



Event 110 2 MAR 2023 - 6:54 PM

Men's 200m Butterfly

Final

Results

Event Number 10

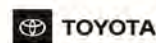
Final C

Rank	Lane	Name	Club Code	R.T.	50m	100m	150m	Time	Time Behind
1	4	EDWARDS Rhys	WAL	0.59	(4) 27.37	(3) 58.54 31.17	(1) 1:29.91 31.37	2:03.19	
2	3	PARDOE Hector	WAL	0.78	(6) 27.68	(7) 59.81 32.13	(6) 1:31.86 32.05	2:04.09	0.90
3	2	BONNICHSEN Kasper	DEN	0.69	(2) 27.10	(4) 58.88 31.78	(=3) 1:31.03 32.15	2:04.36	1.17
4	6	MOWERY Jack	ARMY	0.65	(8) 27.92	(6) 59.49 31.57	(=3) 1:31.03 31.54	2:04.74	1.55
5	5	SANDERS Grant	TBAY	0.76	(3) 27.12	(=1) 58.22 31.10	(2) 1:30.72 32.50	2:05.07	1.88
6	1	ARAYA Gabriel	UN-FL	0.71	(5) 27.63	(5) 58.91 31.28	(7) 1:32.25 33.34	2:05.52	2.33
7	7	MOUSSALEM Iago	MAAC	0.66	(1) 26.98	(=1) 58.22 31.24	(5) 1:31.19 32.97	2:05.82	2.63
8	8	DANUS Nolan	VILL	0.68	(7) 27.88	(8) 59.98 32.10	(8) 1:32.84 32.86	2:06.86	3.67

Legend:

= Equal rank **AR** American Record **R.T.** Reaction Time **US** US Open Record
WJ World Junior Record **WR** World Record

Official Timekeeping by Omega





2023 TYR Pro Swim Series

Fort Lauderdale, Florida

March 1 - 4



Event 111 2 MAR 2023 - 7:03 PM

Women's 400m Freestyle

Final

Results

Event Number 11

	Record	Splits	Name	NAT Code	Location	Date
WR	3:56.40	57.13 1:56.99 2:57.37	TITMUS Ariarne	AUS	Adelaide (AUS)	22 MAY 2022
AR	3:56.46	57.05 1:57.11 2:57.62	LEDECKY Katie	USA	Rio de Janeiro (BRA)	7 AUG 2016
US	3:57.94	57.07 1:57.70 2:58.15	LEDECKY Katie	USA	Indianapolis, IN (USA)	17 MAY 2018
WJ	3:58.37	57.87 1:58.30 2:58.74	LEDECKY Katie	USA	Gold Coast (AUS)	23 AUG 2014

Final B

Rank	Lane	Name	Club Code	R.T.	Time	Time Behind
1	3	DOBSON Kennedy	EEX	0.67	4:17.10	
50m (1) 29.28	100m (1) 1:01.64 32.36	150m (1) 1:34.13 32.49	200m (2) 2:07.27 33.14	250m (1) 2:39.85 32.58	300m (3) 3:13.23 33.38	350m (2) 3:46.07 32.84
2	6	PENNINGTON Caroline	UN-FL	0.76	4:17.33	0.23
50m (6) 29.76	100m (4) 1:01.92 32.16	150m (5) 1:34.54 32.62	200m (5) 2:07.65 33.11	250m (4) 2:40.19 32.54	300m (1) 3:12.74 32.55	350m (1) 3:45.17 32.43
3	4	O'REGAN Bailey	SYS-FL	0.78	4:17.53	0.43
50m (5) 29.71	100m (6) 1:01.96 32.25	150m (4) 1:34.52 32.56	200m (3) 2:07.55 33.03	250m (3) 2:40.13 32.58	300m (4) 3:13.39 33.26	350m (3) 3:46.09 32.70
4	1	HEIN Agostina	ARG	0.76	4:18.49	1.39
50m (2) 29.40	100m (3) 1:01.88 32.48	150m (6) 1:35.06 33.18	200m (6) 2:08.22 33.16	250m (6) 2:41.25 33.03	300m (6) 3:14.20 32.95	350m (5) 3:46.55 32.35
5	2	DUNFORD Abby	SYS-FL	0.72	4:19.23	2.13
50m (3) 29.47	100m (5) 1:01.93 32.46	150m (3) 1:34.49 32.56	200m (4) 2:07.59 33.10	250m (5) 2:40.32 32.73	300m (5) 3:13.59 33.27	350m (6) 3:46.71 33.12
6	5	HRYHORIVNA HOLUB Tamila	POR	0.79	4:19.73	2.63
50m (4) 29.69	100m (2) 1:01.72 32.03	150m (2) 1:34.16 32.44	200m (1) 2:07.15 32.99	250m (2) 2:39.86 32.71	300m (2) 3:13.19 33.33	350m (4) 3:46.36 33.17
7	7	YAGER Alexis	TNAQ	0.75	4:20.08	2.98
50m (8) 30.17	100m (7) 1:02.99 32.82	150m (7) 1:35.44 32.45	200m (7) 2:08.58 33.14	250m (7) 2:41.31 32.73	300m (7) 3:14.52 33.21	350m (7) 3:47.47 32.95
8	8	WILLAR Megan	CAN	0.75	4:23.21	6.11
50m (7) 29.95	100m (8) 1:03.04 33.09	150m (8) 1:36.18 33.14	200m (8) 2:09.64 33.46	250m (8) 2:43.06 33.42	300m (8) 3:16.78 33.72	350m (8) 3:50.50 33.72

Final A

Rank	Lane	Name	Club Code	R.T.	Time	Time Behind
1	3	GRIMES Katie	SAND	0.67	4:05.18	
50m (6) 28.99	100m (6) 1:00.10 31.11	150m (6) 1:31.84 31.74	200m (5) 2:03.15 31.31	250m (5) 2:34.24 31.09	300m (5) 3:05.27 31.03	350m (5) 3:36.01 30.74
2	5	HAUGHEY Siobhan Bernadette	HKG	0.71	4:05.84	0.66
50m (5) 28.98	100m (5) 59.82 30.84	150m (4) 1:31.06 31.24	200m (4) 2:02.79 31.73	250m (4) 2:33.45 30.66	300m (4) 3:04.78 31.33	350m (3) 3:35.48 30.70
3	2	WEINSTEIN Claire	SAND	0.74	4:06.24	1.06
50m (3) 28.63	100m (1) 58.92 30.29	150m (1) 1:29.69 30.77	200m (1) 2:00.96 31.27	250m (1) 2:32.34 31.38	300m (1) 3:03.88 31.54	350m (1) 3:35.43 31.55
4	4	SMITH Leah	TXLA	0.72	4:06.43	1.25
50m (2) 28.31	100m (2) 58.97 30.66	150m (2) 1:29.91 30.94	200m (2) 2:01.15 31.24	250m (2) 2:32.50 31.35	300m (2) 3:03.93 31.43	350m (2) 3:35.46 31.53
5	6	JANSEN Ella	CAN	0.76	4:07.18	2.00
50m (4) 28.80	100m (4) 59.74 30.94	150m (3) 1:30.95 31.21	200m (3) 2:02.21 31.26	250m (3) 2:33.04 30.83	300m (3) 3:04.53 31.49	350m (4) 3:35.84 31.31
6	7	SMITH Regan	SUN	0.65	4:11.53	6.35
50m (1) 28.26	100m (3) 59.63 31.37	150m (5) 1:31.30 31.67	200m (6) 2:03.60 32.30	250m (6) 2:35.77 32.17	300m (6) 3:08.16 32.39	350m (6) 3:40.17 32.01
7	1	MATTES Michaela	SYS-FL	0.76	4:13.46	8.28
50m (7) 29.34	100m (7) 1:00.95 31.61	150m (7) 1:32.84 31.89	200m (7) 2:05.18 32.34	250m (7) 2:37.32 32.14	300m (7) 3:09.51 32.19	350m (7) 3:41.76 32.25
8	8	CRISP Leah	GBR	0.76	4:14.79	9.61
50m (8) 29.35	100m (8) 1:01.35 32.00	150m (8) 1:33.92 32.57	200m (8) 2:06.62 32.70	250m (8) 2:39.09 32.47	300m (8) 3:11.43 32.34	350m (8) 3:43.41 31.98

Official Timekeeping by Omega





2023 TYR Pro Swim Series

Fort Lauderdale, Florida

March 1 - 4



Event 111

2 MAR 2023 - 7:03 PM

Women's 400m Freestyle

Final

Results

Event Number 11

Final C

Rank	Lane	Name	Club Code	R.T.	Time	Time Behind
1	3	SAUICKIE Addison	SYS-FL	0.66	4:14.97	
50m (3) 29.23	100m (3) 1:01.82 32.59	150m (1) 1:33.47 31.65	200m (1) 2:05.76 32.29	250m (1) 2:37.81 32.05	300m (1) 3:10.56 32.75	350m (1) 3:42.58 32.02
2	5	NESTY Lillie	GSC-FL	0.74	4:18.00	3.03
50m (2) 29.18	100m (2) 1:01.42 32.24	150m (3) 1:34.20 32.78	200m (3) 2:07.41 33.21	250m (3) 2:39.59 32.18	300m (2) 3:12.50 32.91	350m (2) 3:45.29 32.79
3	4	WEYANT Gracie	SYS-FL	0.76	4:20.24	5.27
50m (6) 29.85	100m (6) 1:02.50 32.65	150m (5) 1:34.96 32.46	200m (=5) 2:08.38 33.42	250m (5) 2:41.63 33.25	300m (5) 3:15.64 34.01	350m (4) 3:48.71 33.07
4	2	HODGES Macky	SAND	0.69	4:20.44	5.47
50m (5) 29.44	100m (1) 1:01.29 31.85	150m (2) 1:33.63 32.34	200m (2) 2:06.55 32.92	250m (2) 2:39.43 32.88	300m (3) 3:13.32 33.89	350m (3) 3:47.51 34.19
5	6	HEBERT Madeleine	TRA	0.73	4:20.92	5.95
50m (1) 29.14	100m (4) 1:01.83 32.69	150m (4) 1:34.59 32.76	200m (4) 2:08.21 33.62	250m (4) 2:41.33 33.12	300m (4) 3:15.43 34.10	350m (5) 3:48.94 33.51
6	7	CLARK Maxine	CAN	0.72	4:21.18	6.21
50m (4) 29.27	100m (5) 1:01.88 32.61	150m (6) 1:35.10 33.22	200m (=5) 2:08.38 33.28	250m (6) 2:42.40 34.02	300m (6) 3:16.15 33.75	350m (6) 3:49.69 33.54
7	1	GWINN Applejean	SAND	0.68	4:29.37	14.40
50m (7) 29.94	100m (7) 1:03.23 33.29	150m (8) 1:37.62 34.39	200m (8) 2:12.33 34.71	250m (8) 2:46.65 34.32	300m (8) 3:20.98 34.33	350m (8) 3:55.82 34.84
8	8	ROMANO Kristen	PUR	0.73	4:29.38	14.41
50m (8) 30.13	100m (8) 1:03.38 33.25	150m (7) 1:37.01 33.63	200m (7) 2:11.56 34.55	250m (7) 2:45.86 34.30	300m (7) 3:20.60 34.74	350m (7) 3:55.33 34.73

Legend:							
=	Equal rank	AR	American Record	R.T.	Reaction Time	US	US Open Record
WJ	World Junior Record	WR	World Record				

Official Timekeeping by Omega





2023 TYR Pro Swim Series

Fort Lauderdale, Florida

March 1 - 4



Event 112 2 MAR 2023 - 7:18 PM

Men's 400m Freestyle

Final

Results

Event Number 12

	Record	Splits		Name	NAT Code	Location	Date
WR	3:40.07	54.42	1:51.02	2:47.17	BIEDERMANN Paul	GER Rome (ITA)	26 JUL 2009
AR	3:42.78	54.86	1:51.91	2:48.07	JENSEN Larsen	USA Beijing (CHN)	10 AUG 2008
US	3:43.53	54.67	1:51.14	2:47.52	JENSEN Larsen	USA Omaha, NE (USA)	29 JUN 2008
WJ	3:44.60	53.35	1:50.26	2:47.72	HORTON Mack	AUS Brisbane (AUS)	1 APR 2014

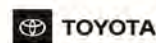
Final B

Rank	Lane	Name	Club Code	R.T.	Time	Time Behind
1	4	SCHEFFER Fernando	BRA	0.73	3:52.98	
50m (1) 26.14	100m (1) 55.29 29.15	150m (1) 1:24.25 28.96	200m (1) 1:54.18 29.93	250m (1) 2:24.13 29.95	300m (1) 2:54.48 30.35	350m (1) 3:24.26 29.78
2	5	KIBLER Drew	CSC-IN	0.68	3:54.63	1.65
50m (2) 26.84	100m (2) 56.06 29.22	150m (2) 1:25.38 29.32	200m (2) 1:55.39 30.01	250m (2) 2:25.54 30.15	300m (2) 2:55.61 30.07	350m (2) 3:25.65 30.04
3	1	MELBOURNE-SMITH Tyler	WAL	0.75	3:57.10	4.12
50m (8) 27.31	100m (6) 57.15 29.84	150m (6) 1:27.55 30.40	200m (5) 1:57.98 30.43	250m (4) 2:27.97 29.99	300m (4) 2:58.28 30.31	350m (5) 3:28.77 30.49
4	6	GRIESHOP Sean	CAL	0.68	3:57.29	4.31
50m (4) 27.12	100m (3) 56.34 29.22	150m (3) 1:26.52 30.18	200m (3) 1:56.86 30.34	250m (3) 2:27.31 30.45	300m (3) 2:57.74 30.43	350m (3) 3:27.87 30.13
5	2	WIGGINTON Lorne	CAN	0.64	3:57.49	4.51
50m (=6) 27.25	100m (8) 57.28 30.03	150m (8) 1:27.66 30.38	200m (=6) 1:58.10 30.44	250m (5) 2:28.21 30.11	300m (5) 2:58.53 30.32	350m (4) 3:28.54 30.01
6	8	LANCASTER Kayden	BSS	0.66	3:58.40	5.42
50m (5) 27.17	100m (7) 57.17 30.00	150m (7) 1:27.61 30.44	200m (=6) 1:58.10 30.49	250m (7) 2:28.73 30.63	300m (7) 2:59.59 30.86	350m (6) 3:29.36 29.77
7	3	CLONTZ Norvin	MAC-NC	0.76	4:00.06	7.08
50m (=6) 27.25	100m (5) 57.05 29.80	150m (5) 1:27.26 30.21	200m (4) 1:57.93 30.67	250m (6) 2:28.51 30.58	300m (6) 2:59.43 30.92	350m (7) 3:30.10 30.67
8	7	TATE Wes	ARMY	0.70	4:03.23	10.25
50m (3) 27.09	100m (4) 56.70 29.61	150m (4) 1:27.25 30.55	200m (8) 1:58.55 31.30	250m (8) 2:29.80 31.25	300m (8) 3:01.48 31.68	350m (8) 3:32.71 31.23

Final A

Rank	Lane	Name	Club Code	R.T.	Time	Time Behind
1	4	HAFNAOUI Ahmed Ayoub	TUN	0.75	3:46.02	
50m (3) 26.26	100m (1) 54.44 28.18	150m (1) 1:23.06 28.62	200m (1) 1:52.15 29.09	250m (1) 2:20.73 28.58	300m (1) 2:49.86 29.13	350m (1) 3:18.11 28.25
2	7	EL KAMASH Marwan	EGY	0.73	3:47.34	1.32
50m (4) 26.58	100m (4) 55.17 28.59	150m (4) 1:23.83 28.66	200m (3) 1:52.96 29.13	250m (3) 2:21.69 28.73	300m (3) 2:50.81 29.12	350m (2) 3:19.55 28.74
3	5	SMITH Kieran	RAC	0.71	3:48.02	2.00
50m (1) 26.01	100m (2) 54.46 28.45	150m (2) 1:23.28 28.82	200m (2) 1:52.32 29.04	250m (2) 2:21.31 28.99	300m (2) 2:50.40 29.09	350m (3) 3:19.58 29.18
4	3	COSTA Guilherme	BRA	0.70	3:48.33	2.31
50m (2) 26.21	100m (3) 55.01 28.80	150m (3) 1:23.58 28.57	200m (4) 1:53.08 29.50	250m (4) 2:22.02 28.94	300m (4) 2:51.31 29.29	350m (4) 3:19.80 28.49
5	6	JERVIS Daniel	WAL	0.65	3:51.28	5.26
50m (6) 26.86	100m (5) 55.77 28.91	150m (5) 1:24.92 29.15	200m (5) 1:54.70 29.78	250m (5) 2:23.63 28.93	300m (5) 2:53.36 29.73	350m (5) 3:22.44 29.08
6	1	FINKE Bobby	SPA-FL	0.71	3:52.11	6.09
50m (8) 27.23	100m (8) 56.43 29.20	150m (7) 1:25.91 29.48	200m (7) 1:55.36 29.45	250m (7) 2:24.79 29.43	300m (7) 2:54.15 29.36	350m (7) 3:23.70 29.55
7	2	TURLEY Luke	GBR	0.66	3:52.13	6.11
50m (5) 26.83	100m (6) 55.87 29.04	150m (6) 1:25.29 29.42	200m (6) 1:54.87 29.58	250m (6) 2:24.49 29.62	300m (6) 2:53.92 29.43	350m (6) 3:23.41 29.49
8	8	BRINEGAR Michael	TST-CA	0.72	3:57.87	11.85
50m (7) 27.01	100m (7) 56.32 29.31	150m (8) 1:26.24 29.92	200m (8) 1:56.51 30.27	250m (8) 2:27.15 30.64	300m (8) 2:57.58 30.43	350m (8) 3:28.02 30.44

Official Timekeeping by Omega





2023 TYR Pro Swim Series

Fort Lauderdale, Florida

March 1 - 4



Event 112 2 MAR 2023 - 7:18 PM

Men's 400m Freestyle

Final

Results

Event Number 12

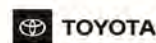
Final C

Rank	Lane	Name	Club Code	R.T.	Time	Time Behind
1	2	de GRUTTOLA CAMPOS Joao Pierre	RFK	0.69	3:57.99	
50m (6) 27.82	100m (4) 57.56 29.74	150m (3) 1:27.88 30.32	200m (3) 1:58.18 30.30	250m (2) 2:28.33 30.15	300m (1) 2:58.58 30.25	350m (1) 3:28.61 30.03
2	4	CANO FIGUEROA Jose	BULL	0.68	3:59.13	1.14
50m (1) 26.59	100m (1) 55.98 29.39	150m (1) 1:25.98 30.00	200m (1) 1:56.84 30.86	250m (1) 2:27.50 30.66	300m (2) 2:58.69 31.19	350m (2) 3:29.41 30.72
3	5	WEISEL Elliot	RCKT	0.73	4:01.39	3.40
50m (4) 27.57	100m (2) 57.06 29.49	150m (2) 1:27.13 30.07	200m (2) 1:57.73 30.60	250m (3) 2:28.40 30.67	300m (3) 2:59.07 30.67	350m (3) 3:30.48 31.41
4	6	PAISLEY Timo	FAA	0.65	4:02.16	4.17
50m (5) 27.75	100m (6) 57.98 30.23	150m (5) 1:28.74 30.76	200m (5) 1:59.59 30.85	250m (4) 2:29.90 30.31	300m (4) 3:00.35 30.45	350m (4) 3:31.55 31.20
5	8	AYERS Alex	MAC-NC	0.77	4:03.39	5.40
50m (8) 28.13	100m (7) 58.27 30.14	150m (6) 1:28.75 30.48	200m (6) 1:59.79 31.04	250m (7) 2:31.09 31.30	300m (8) 3:03.39 32.30	350m (7) 3:33.49 30.10
6	3	BERNAUER Clayton	ARMY	0.62	4:04.05	6.06
50m (3) 27.53	100m (5) 57.97 30.44	150m (7) 1:28.79 30.82	200m (7) 1:59.94 31.15	250m (6) 2:31.00 31.06	300m (6) 3:02.21 31.21	350m (6) 3:33.37 31.16
7	1	KLEIN Freddy	MAC-NC	0.76	4:04.15	6.16
50m (2) 27.48	100m (3) 57.45 29.97	150m (4) 1:28.23 30.78	200m (4) 1:59.42 31.19	250m (5) 2:30.42 31.00	300m (5) 3:01.60 31.18	350m (5) 3:33.24 31.64
8	7	BARRIEAULT Brice	ARMY	0.62	4:06.10	8.11
50m (7) 27.84	100m (8) 58.41 30.57	150m (8) 1:29.12 30.71	200m (8) 2:00.01 30.89	250m (8) 2:31.19 31.18	300m (7) 3:03.02 31.83	350m (8) 3:35.06 32.04

Legend:							
=	Equal rank	AR	American Record	R.T.	Reaction Time	US	US Open Record
WJ	World Junior Record	WR	World Record				

The second alternate replaced ARTEIRO AZEVEDO Gabriel

Official Timekeeping by Omega





2023 TYR Pro Swim Series

Fort Lauderdale, Florida

March 1 - 4



Event 112 2 MAR 2023

Men's 400m Freestyle

Medallists

Medal	Name	Club
GOLD	HAFNAOUI Ahmed Ayoub	TUN - Tunisia
SILVER	EL KAMASH Marwan	EGY - Egypt
BRONZE	SMITH Kieran	RAC - Ridgefield Aquatic Club

Official Timekeeping by Omega





2023 TYR Pro Swim Series

Fort Lauderdale, Florida

March 1 - 4



Event 113 3 MAR 2023

Women's 200m Freestyle

Medallists

Medal	Name	Club
GOLD	McINTOSH Summer	SYS-FL - Sarasota Sharks
SILVER	LEDECKY Katie	GSC-FL - Gator Swim Club
BRONZE	HAUGHEY Siobhan Bernadette	HKG - Hong Kong

Official Timekeeping by Omega





2023 TYR Pro Swim Series

Fort Lauderdale, Florida

March 1 - 4



Event 114 3 MAR 2023

Men's 200m Freestyle

Medallists

Medal	Name	Club
GOLD	RICHARDS Matthew	WAL - Wales
SILVER	SMITH Kieran	RAC - Ridgefield Aquatic Club
BRONZE	ALTAMIR Luiz	BRA - Brazil
BRONZE	CASAS Shaine	TXLA - Longhorn Aquatics

Official Timekeeping by Omega





2023 TYR Pro Swim Series

Fort Lauderdale, Florida

March 1 - 4



Event 115 3 MAR 2023

Women's 50m Breaststroke

Medallists

Medal	Name	Club
GOLD	KING Lilly	ISC - Indiana Swim Club
SILVER	CLARK Imogen	GBR - Great Britain
BRONZE	HAUGHEY Siobhan Bernadette	HKG - Hong Kong
BRONZE	BERNHARDT Rachel	TEAM - Team Charlotte Swimming

Official Timekeeping by Omega





2023 TYR Pro Swim Series

Fort Lauderdale, Florida

March 1 - 4



Event 116 3 MAR 2023

Men's 50m Breaststroke

Medallists

Medal	Name	Club
GOLD	ANDREW Michael	MASA - MA Swim Academy
SILVER	FINK Nic	MAAC - Metro Atlanta Aquatic Club
BRONZE	COPE Tommy	CW - Club Wolverine

Official Timekeeping by Omega





2023 TYR Pro Swim Series

Fort Lauderdale, Florida

March 1 - 4



Event 117 3 MAR 2023

Women's 50m Butterfly

Medallists

Medal	Name	Club
GOLD	WEITZEIL Abbey	CAL - California Aquatics
GOLD	BECKMANN Emilie	DEN - Denmark
BRONZE	SAVARD Katerine	CAN - Swimming Canada
BRONZE	HINDS Natalie	GSC-FL - Gator Swim Club

Official Timekeeping by Omega





2023 TYR Pro Swim Series

Fort Lauderdale, Florida

March 1 - 4



Event 118 3 MAR 2023

Men's 50m Butterfly

Medallists

Medal	Name	Club
GOLD	CARTER Dylan	ISC - Indiana Swim Club
GOLD	ANDREW Michael	MASA - MA Swim Academy
BRONZE	CASAS Shaine	TXLA - Longhorn Aquatics

Official Timekeeping by Omega





2023 TYR Pro Swim Series

Fort Lauderdale, Florida

March 1 - 4



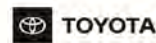
Event 119 3 MAR 2023

Women's 200m Backstroke

Medallists

Medal	Name	Club
GOLD	SMITH Regan	SUN - Sun Devil Swimming
SILVER	GRIMES Katie	SAND - Sandpipers Of Nevada
BRONZE	PELAEZ Erika	EA - Elevation Athletics

Official Timekeeping by Omega





2023 TYR Pro Swim Series

Fort Lauderdale, Florida

March 1 - 4



Event 120 3 MAR 2023

Men's 200m Backstroke

Medallists

Medal	Name	Club
GOLD	MURPHY Ryan	CAL - California Aquatics
SILVER	KALISZ Chase	SUN - Sun Devil Swimming
BRONZE	LITHERLAND Jay	SUN - Sun Devil Swimming

Official Timekeeping by Omega





2023 TYR Pro Swim Series

Fort Lauderdale, Florida

March 1 - 4



Event 121 3 MAR 2023

Women's 400m Individual Medley

Medallists

Medal	Name	Club
GOLD	LEDECKY Katie	GSC-FL - Gator Swim Club
SILVER	JANSEN Ella	CAN - Swimming Canada
BRONZE	CIEPLUCHA Tess	TNAQ - Tennessee Aquatics

Official Timekeeping by Omega





2023 TYR Pro Swim Series

Fort Lauderdale, Florida

March 1 - 4



Event 113

3 MAR 2023 - 5:57 PM

Women's 200m Freestyle

Final

Results

Event Number 13

	Record	Splits			Name	NAT Code	Location	Date
WR	1:52.98	27.34	55.60	1:24.38	PELLEGRINI Federica	ITA	Rome (ITA)	29 JUL 2009
AR	1:53.61	27.18	55.38	1:24.35	SCHMITT Allison	USA	London (GBR)	31 JUL 2012
US	1:54.40	27.01	55.61	1:24.89	SCHMITT Allison	USA	Omaha, NE (USA)	28 JUN 2012
WJ	1:54.79	27.32	56.22	1:25.59	McINTOSH Summer	CAN	Budapest (HUN)	22 JUN 2022

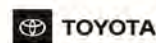
Final B

Rank	Lane	Name	Club Code	R.T.	50m	100m	150m	Time	Time Behind
1	4	GRIMES Katie	SAND	0.66	(4) 28.14	(1) 57.70 29.56	(1) 1:27.99 30.29	1:58.04	
2	3	HARRIS Medi	WAL	0.74	(5) 28.21	(5) 58.38 30.17	(3) 1:28.84 30.46	1:58.97	0.93
3	5	SAVARD Katerine	CAN	0.62	(1) 27.88	(2) 57.82 29.94	(2) 1:28.41 30.59	1:59.55	1.51
4	6	IVEY Isabel	UN-FL	0.70	(6) 28.22	(7) 58.67 30.45	(4) 1:29.35 30.68	2:00.39	2.35
5	2	SAUICKIE Addison	SYS-FL	0.66	(2) 28.03	(6) 58.63 30.60	(6) 1:29.42 30.79	2:00.53	2.49
6	1	GUILHERME MEDEIROS Giovana Reis	RFK	0.73	(7) 28.23	(4) 58.35 30.12	(7) 1:29.77 31.42	2:01.48	3.44
7	7	DELOOF Gabby	TNAQ	0.69	(3) 28.04	(3) 58.14 30.10	(5) 1:29.36 31.22	2:01.59	3.55
8	8	GERSPER Aspen	SAS	0.64	(8) 28.40	(8) 58.73 30.33	(8) 1:30.27 31.54	2:02.21	4.17

Final A

Rank	Lane	Name	Club Code	R.T.	50m	100m	150m	Time	Time Behind
1	4	McINTOSH Summer	SYS-FL	0.74	(1) 27.13	(1) 56.08 28.95	(1) 1:25.15 29.07	1:54.13	US, WJ
2	5	LEDECKY Katie	GSC-FL	0.65	(3) 27.39	(2) 56.41 29.02	(2) 1:25.93 29.52	1:54.96	0.83
3	7	HAUGHEY Siobhan Bernadette	HKG	0.70	(2) 27.30	(3) 56.60 29.30	(3) 1:26.30 29.70	1:55.53	1.40
4	2	SMITH Regan	SUN	0.68	(8) 28.09	(8) 58.53 30.44	(7) 1:28.49 29.96	1:58.14	4.01
5	1	SIMS Bella	SAND	0.54	(5) 27.66	(5) 57.55 29.89	(5) 1:28.15 30.60	1:58.24	4.11
6	6	JANSEN Ella	CAN	0.71	(4) 27.64	(4) 57.12 29.48	(4) 1:27.47 30.35	1:58.30	4.17
7	3	SMITH Leah	TXLA	0.67	(6) 27.88	(7) 57.88 30.00	(6) 1:28.39 30.51	1:58.41	4.28
8	8	WEINSTEIN Claire	SAND	0.76	(7) 28.04	(6) 57.76 29.72	(8) 1:28.85 31.09	1:59.12	4.99

Official Timekeeping by Omega





2023 TYR Pro Swim Series

Fort Lauderdale, Florida

March 1 - 4



Event 113

3 MAR 2023 - 5:57 PM

Women's 200m Freestyle

Final

Results

Event Number 13

Final C

Rank	Lane	Name	Club Code	R.T.	50m	100m	150m	Time	Time Behind
1	4	MANUEL Simone	SUN	0.75	(3) 28.36	(5) 59.29 30.93	(2) 1:30.21 30.92	2:01.26 31.05	
2	5	DALEY Elan	CAN	0.72	(2) 28.22	(1) 58.41 30.19	(1) 1:29.84 31.43	2:01.61 31.77	0.35
3	7	DOBSON Kennedi	EEX	0.70	(4) 28.38	(3) 59.14 30.76	(5) 1:30.72 31.58	2:01.98 31.26	0.72
4	6	HODGES Macky	SAND	0.71	(5) 28.40	(4) 59.26 30.86	(4) 1:30.71 31.45	2:02.01 31.30	0.75
5	2	NEVMOVENKO Polina	AU	0.71	(8) 29.10	(8) 1:00.21 31.11	(7) 1:31.62 31.41	2:03.25 31.63	1.99
6	1	CANNINGS Kamryn	CAN	0.65	(6) 28.70	(6) 59.43 30.73	(6) 1:31.18 31.75	2:03.31 32.13	2.05
7	3	MATA COCCO Maria Jose	MEX	0.59	(7) 28.76	(7) 1:00.14 31.38	(8) 1:31.65 31.51	2:03.58 31.93	2.32
8	8	SUTTON Rebecca	WAL	0.56	(1) 27.89	(2) 58.47 30.58	(3) 1:30.64 32.17	2:04.13 33.49	2.87

Legend:

AR American Record **R.T.** Reaction Time **US** US Open Record **WJ** World Junior Record
WR World Record

Official Timekeeping by Omega





2023 TYR Pro Swim Series

Fort Lauderdale, Florida

March 1 - 4



Event 114 3 MAR 2023 - 6:07 PM

Men's 200m Freestyle

Final

Results

Event Number 14

	Record	Splits			Name	NAT Code	Location	Date
WR	1:42.00	24.23	50.12	1:16.30	BIEDERMANN Paul	GER	Rome (ITA)	28 JUL 2009
AR	1:42.96	24.31	50.29	1:16.84	PHELPS Michael	USA	Beijing (CHN)	12 AUG 2008
US	1:44.10	24.89	51.00	1:17.81	PHELPS Michael	USA	Omaha, NE (USA)	1 JUL 2008
WJ	1:42.97	24.10	50.35	1:16.96	POPOVICI David	ROU	Rome (ITA)	15 AUG 2022

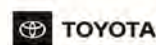
Final B

Rank	Lane	Name	Club Code	R.T.	50m	100m	150m	Time	Time Behind
1	6	ALBIERO Nicolas	CARD	0.64	(4) 25.27	(2) 52.61 27.34	(1) 1:20.47 27.86	1:48.73	
2	5	WINKLER Kaii	EA	0.68	(3) 25.16	(4) 53.18 28.02	(4) 1:21.20 28.02	1:49.02	0.29
3	4	SCHEFFER Fernando	BRA	0.70	(1) 24.86	(1) 52.17 27.31	(2) 1:20.57 28.40	1:49.76	1.03
4	3	KNOX Finlay	CAN	0.68	(2) 25.06	(3) 52.84 27.78	(3) 1:21.14 28.30	1:49.85	1.12
5	2	NAMIR Daniel	UN-AZ	0.63	(5) 25.58	(5) 53.35 27.77	(5) 1:21.49 28.14	1:50.06	1.33
6	1	LANCASTER Kayden	BSS	0.69	(=6) 25.95	(6) 53.87 27.92	(6) 1:22.26 28.39	1:50.17	1.44
7	8	SIVEC Vili	UN-CC	0.67	(8) 25.98	(7) 53.88 27.90	(7) 1:22.69 28.81	1:51.15	2.42
8	7	LITHERLAND Jay	SUN	0.74	(=6) 25.95	(8) 53.92 27.97	(8) 1:22.77 28.85	1:51.91	3.18

Final A

Rank	Lane	Name	Club Code	R.T.	50m	100m	150m	Time	Time Behind
1	3	RICHARDS Matthew	WAL	0.59	(2) 24.52	(2) 51.39 26.87	(2) 1:19.36 27.97	1:47.04	
2	5	SMITH Kieran	RAC	0.69	(4) 25.13	(3) 52.13 27.00	(3) 1:19.63 27.50	1:47.36	0.32
=3	4	ALTAMIR Luiz	BRA	0.61	(1) 24.28	(1) 51.20 26.92	(1) 1:18.98 27.78	1:47.88	0.84
=3	7	CASAS Shaine	TXLA	0.62	(3) 24.86	(4) 52.25 27.39	(5) 1:20.14 27.89	1:47.88	0.84
5	6	JULIAN Trenton	MVN	0.64	(5) 25.18	(5) 52.44 27.26	(4) 1:19.96 27.52	1:47.90	0.86
6	8	KIBLER Drew	CSC-IN	0.64	(6) 25.44	(6) 52.72 27.28	(6) 1:20.73 28.01	1:47.94	0.90
7	1	COSTA Guilherme	BRA	0.67	(8) 25.81	(8) 53.67 27.86	(8) 1:21.55 27.88	1:49.31	2.27
8	2	IGA Jorge	PRVT	0.68	(7) 25.52	(7) 53.16 27.64	(7) 1:20.98 27.82	1:49.67	2.63

Official Timekeeping by Omega





2023 TYR Pro Swim Series

Fort Lauderdale, Florida

March 1 - 4



Event 114 3 MAR 2023 - 6:07 PM

Men's 200m Freestyle

Final

Results

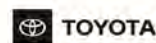
Event Number 14

Final C

Rank	Lane	Name	Club Code	R.T.	50m	100m	150m	Time	Time Behind
1	4	TURLEY Luke	GBR	0.68	(5) 26.58	(1) 54.17 27.59	(1) 1:22.05 27.88	1:49.95 27.90	
2	7	CLONTZ Norvin	MAC-NC	0.75	(3) 26.51	(3) 54.62 28.11	(3) 1:23.20 28.58	1:51.65 28.45	1.70
3	5	FALLS Tanner	ARMY	0.66	(1) 26.01	(2) 54.41 28.40	(2) 1:22.62 28.21	1:51.73 29.11	1.78
4	1	de GRUTTOLA CAMPOS Joao Pierre	RFK	0.70	(6) 26.64	(5) 55.09 28.45	(5) 1:23.57 28.48	1:51.94 28.37	1.99
5	3	TATE Wes	ARMY	0.71	(2) 26.32	(4) 54.87 28.55	(4) 1:23.48 28.61	1:52.28 28.80	2.33
6	8	FEDDAG Hocine	CAN	0.67	(7) 26.70	(7) 55.60 28.90	(7) 1:24.70 29.10	1:53.62 28.92	3.67
7	6	NORMAN Aiden	CAN	0.69	(4) 26.54	(6) 55.13 28.59	(6) 1:24.49 29.36	1:54.32 29.83	4.37
8	2	KNOP Amadeusz	SYS-FL	0.66	(8) 26.86	(8) 55.99 29.13	(8) 1:25.33 29.34	1:54.87 29.54	4.92

Legend:	=	Equal rank	AR	American Record	R.T.	Reaction Time	US	US Open Record
	WJ	World Junior Record	WR	World Record				

Official Timekeeping by Omega





2023 TYR Pro Swim Series

Fort Lauderdale, Florida

March 1 - 4



Event 115 3 MAR 2023 - 6:16 PM

Women's 50m Breaststroke

Final

Results

Event Number 15

	Record	Name	NAT Code	Location	Date
WR	29.30	PILATO Benedetta	ITA	Budapest (HUN)	22 MAY 2021
AR	29.40	KING Lilly	USA	Budapest (HUN)	30 JUL 2017
US	29.62	KING Lilly	USA	Santa Clara, CA (USA)	10 JUN 2018
WJ	29.30	PILATO Benedetta	ITA	Budapest (HUN)	22 MAY 2021

Final B

Rank	Lane	Name	Club Code	R.T.	Time	Time Behind
1	7	LARSEN Caroline	FOXJ	0.70	32.27	
2	5	SANTOS Emily	MVAC	0.73	32.72	0.45
3	3	VIEIRA Ana Carolina	BRA	0.65	32.82	0.55
4	2	RAINEY Grace	MAC-NC	0.74	32.83	0.56
5	1	KLAMFOTH Avery	MAC-NC	0.72	32.87	0.60
6	4	WOG Kelsey	CAN	0.65	32.95	0.68
7	6	ESCASA Charlize	SWAQ	0.62	33.21	0.94
	8	BOZZUTO Aly	FASTFG		DSQ	

Final A

Rank	Lane	Name	Club Code	R.T.	Time	Time Behind
1	5	KING Lilly	ISC	0.66	30.04	
2	4	CLARK Imogen	GBR	0.65	30.48	0.44
=3	2	HAUGHEY Siobhan Bernadette	HKG	0.71	31.21	1.17
=3	3	BERNHARDT Rachel	TEAM	0.67	31.21	1.17
5	8	ANGUS Sophie	CAN	0.68	31.47	1.43
6	7	CEBALLOS Macarena Aileen	ARG	0.65	31.58	1.54
7	6	VOVK Tara	MIA	0.70	31.68	1.64
8	1	LAZOR Annie	ISC	0.71	31.74	1.70

Final C

Rank	Lane	Name	Club Code	R.T.	Time	Time Behind
1	5	MAKAROVA Stasya	AU	0.67	32.46	
2	3	KLEINSMITH Maggie	VILL	0.69	33.12	0.66
3	4	MIGAULT Aurelie	ARMY	0.70	33.14	0.68
4	1	REYNERA Caitlin	UN-NC	0.72	33.25	0.79
5	6	ANDERSON Olivia	AQJT	0.80	33.63	1.17
6	8	DINEHART Olivia	SOFL	0.73	33.74	1.28
7	2	BARTLETT Calysta	UN-CA	0.74	33.89	1.43
8	7	ORTEGA GIL Mariana	MEX	0.66	33.94	1.48

Legend:

AR American Record **DSQ** Disqualified **R.T.** Reaction Time **US** US Open Record
WJ World Junior Record **WR** World Record

Official Timekeeping by Omega





2023 TYR Pro Swim Series

Fort Lauderdale, Florida

March 1 - 4



Event 116 3 MAR 2023 - 6:21 PM

Men's 50m Breaststroke

Final

Results

Event Number 16

	Record	Name	NAT Code	Location	Date
WR	25.95	PEATY Adam	GBR	Budapest (HUN)	25 JUL 2017
AR	26.45	FINK Nic	USA	Budapest (HUN)	21 JUN 2022
US	26.52	ANDREW Michael	USA	Greensboro, NC (USA)	28 APR 2022
WJ	26.97	MARTINENGI Nicolo	ITA	Riccione (ITA)	4 APR 2017

Final B

Rank	Lane	Name	Club Code	R.T.	Time	Time Behind
=1	7	RANKIN Kohen	ARMY	0.61	28.31	
=1	8	TAIVASSALO Brayden	CAN	0.62	28.31	
3	4	SIMPSON Neil	CAN	0.61	28.45	0.14
4	5	NEWMAN Bradley	WAL	0.67	28.64	0.33
5	1	HIGDON Tom	SYS-SN	0.64	28.77	0.46
6	3	NG Yan Kin	HKG	0.58	28.83	0.52
7	2	SMILEY Dylan	MCD A	0.62	28.85	0.54
8	6	McDANIEL Rylan	OSU	0.66	29.01	0.70

Final A

Rank	Lane	Name	Club Code	R.T.	Time	Time Behind
1	4	ANDREW Michael	MASA	0.68	27.10	
2	3	FINK Nic	MAAC	0.72	27.29	0.19
3	5	COPE Tommy	CW	0.62	27.48	0.38
4	2	HORREGO Julio	SOFL	0.69	27.97	0.87
5	6	MILLER Cody	SAND	0.71	28.01	0.91
6	8	BUTLER Gregory	GBR	0.68	28.06	0.96
7	1	FRASER Lewis	WAL	0.61	28.18	1.08
8	7	SWANSON Charlie	NOVAVA	0.66	28.20	1.10

Final C

Rank	Lane	Name	Club Code	R.T.	Time	Time Behind
1	4	PILGER Maximilian	ISC	0.65	29.20	
2	7	STEWART Asa	ACE	0.62	29.22	0.02
3	6	HECK Will	BSS	0.65	29.24	0.04
4	8	HEARY Liam	SYS-FL	0.72	29.38	0.18
5	5	RYAN Jake	PRVT	0.56	29.48	0.28
=6	1	OMIELAN Glen	PCSC	0.60	29.59	0.39
=6	3	CANTU MIRANDA Ruben Gaspar	MEX	0.60	29.59	0.39
8	2	CRUZ Esteban	AZFL	0.67	29.91	0.71

Legend:

AR American Record **R.T.** Reaction Time **US** US Open Record **WJ** World Junior Record
WR World Record

Official Timekeeping by Omega





2023 TYR Pro Swim Series

Fort Lauderdale, Florida

March 1 - 4



Event 117 3 MAR 2023 - 6:31 PM

Women's 50m Butterfly

Final

Results

Event Number 17

	Record	Name	NAT Code	Location	Date
WR	24.43	SJOESTROEM Sarah	SWE	Boras (SWE)	5 JUL 2014
AR	25.38	HUSKE Torri	USA	Budapest (HUN)	23 JUN 2022
US	25.46	IKEE Rikako	JPN	Indianapolis, IN (USA)	26 AUG 2017
WJ	25.46	IKEE Rikako	JPN	Indianapolis (USA)	26 AUG 2017

Final B

Rank	Lane	Name	Club Code	R.T.	Time	Time Behind
1	6	CANNINGS Kamryn	CAN	0.69	26.92	
2	3	MANUEL Simone	SUN	0.72	27.16	0.24
3	5	LARSEN Caroline	FOXJ	0.69	27.17	0.25
4	4	WILHELM Kiley	LIFE	0.73	27.25	0.33
5	2	MENESES KOVACS Athena	TEAM	0.68	27.31	0.39
6	7	GINGRICH Leah	HURR	0.69	27.49	0.57
7	8	BECERRA QUINTANILLA Valentina	SMU	0.70	27.60	0.68
8	1	CEBALLOS Macarena Aileen	ARG	0.66	27.66	0.74

Final A

Rank	Lane	Name	Club Code	R.T.	Time	Time Behind
=1	4	WEITZEIL Abbey	CAL	0.65	26.27	
=1	5	BECKMANN Emilie	DEN	0.72	26.27	
=3	3	SAVARD Katerine	CAN	0.64	26.68	0.41
=3	6	HINDS Natalie	GSC-FL	0.64	26.68	0.41
5	7	BROWN Erika	TNAQ	0.70	26.81	0.54
6	8	JONES Harriet	WAL	0.67	26.82	0.55
7	2	MIKKELSEN Amalie	DEN	0.72	26.97	0.70
8	1	LYON Lily	MWA	0.61	27.21	0.94

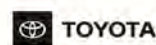
Final C

Rank	Lane	Name	Club Code	R.T.	Time	Time Behind
1	5	PACHECO CUNHA Mariana	POR	0.69	27.39	
2	4	OWEN Sarah Paisley	MAAC	0.70	27.61	0.22
3	1	CROOKS Jillian	TAC-NC	0.64	27.66	0.27
4	7	SAUICKIE Addison	SYS-FL	0.68	28.01	0.62
=5	6	PADRON Beatriz	CRC	0.72	28.06	0.67
=5	8	McCRANIE Julianne	PCS	0.68	28.06	0.67
7	3	COLE Meghan	ARMY	0.70	28.11	0.72
8	2	BALZANO Gioia	EA	0.68	28.15	0.76

Legend:

AR American Record **R.T.** Reaction Time **US** US Open Record **WJ** World Junior Record
WR World Record

Official Timekeeping by Omega





2023 TYR Pro Swim Series

Fort Lauderdale, Florida

March 1 - 4



Event 118 3 MAR 2023 - 6:38 PM

Men's 50m Butterfly

Final

Results

Event Number 18

	Record	Name	NAT Code	Location	Date
WR	22.27	GOVOROV Andrii	UKR	Rome (ITA)	1 JUL 2018
AR	22.35	DRESSEL Caeleb	USA	Gwangju (KOR)	22 JUL 2019
US	22.84	DRESSEL Caeleb	USA	Greensboro, NC (USA)	27 APR 2022
WJ	22.96	MATOS RIBEIRO Diogo	USA	Lima (PER)	3 SEP 2022

Final B

Rank	Lane	Name	Club Code	R.T.	Time	Time Behind
1	7	HELD Ryan	NYAC	0.62	23.99	
2	4	KUSCH Marius	ISC	0.70	24.13	0.14
3	5	JULIAN Trenton	MVN	0.66	24.28	0.29
4	6	DUARTE NASCIMENTO Miguel	POR	0.62	24.31	0.32
5	3	MOTA Kayky	BRA	0.68	24.41	0.42
6	2	RATIU George	UN-CA	0.65	24.43	0.44
7	8	MOUSSALEM Iago	MAAC	0.63	24.58	0.59
8	1	INGRAM Jamie	GBR	0.73	24.63	0.64

Final A

Rank	Lane	Name	Club Code	R.T.	Time	Time Behind
=1	4	CARTER Dylan	ISC	0.70	23.33	
=1	5	ANDREW Michael	MASA	0.69	23.33	
3	3	CASAS Shaine	TXLA	0.61	23.48	0.15
4	6	MATOS RIBEIRO Diogo	POR	0.64	23.60	0.27
5	2	KHARUN Ilya	SAND	0.72	23.73	0.40
6	1	CARSWELL Tom	WAL	0.67	23.92	0.59
7	8	FRASER Lewis	WAL	0.59	23.94	0.61
8	7	HARTING Zach	CARD	0.64	24.17	0.84

Final C

Rank	Lane	Name	Club Code	R.T.	Time	Time Behind
1	5	SMILEY Dylan	MCDA	0.61	24.84	
2	1	BALBI Diego	SAS	0.66	24.88	0.04
3	8	MORALES Josiah	PAQ	0.65	25.03	0.19
4	3	MARSHALL Jonny	FASTLE	0.68	25.09	0.25
5	2	HEIDRICH Jerome	MVN	0.67	25.10	0.26
6	6	PINTO URBANA Ascanio Fernandez	MEX	0.65	25.13	0.29
7	7	ODLUM-SMITH Jayhan	AZFL	0.65	25.19	0.35
8	4	GONZALEZ Luciano	SOFL	0.63	25.40	0.56

Legend:

AR American Record **R.T.** Reaction Time **US** US Open Record **WJ** World Junior Record
WR World Record

Official Timekeeping by Omega





2023 TYR Pro Swim Series

Fort Lauderdale, Florida

March 1 - 4



Event 122 3 MAR 2023

Men's 400m Individual Medley

Medallists

Medal	Name	Club
GOLD	FINKE Bobby	SPA-FL - Saint Petersburg Aquatics
SILVER	WIGGINTON Lorne	CAN - Swimming Canada
BRONZE	SANDERS Grant	TBAY - Tampa Bay Aquatics

Official Timekeeping by Omega





2023 TYR Pro Swim Series

Fort Lauderdale, Florida

March 1 - 4



Event 119 3 MAR 2023 - 6:45 PM

Women's 200m Backstroke

Final

Results

Event Number 19

	Record	Splits	Name	NAT Code	Location	Date
WR	2:03.35	29.06 1:00.37 1:31.84	SMITH Regan	USA	Gwangju (KOR)	26 JUL 2019
AR	2:03.35	29.06 1:00.37 1:31.84	SMITH Regan	USA	Gwangju (KOR)	26 JUL 2019
US	2:05.08	29.99 1:01.49 1:33.31	BACON Phoebe	USA	Greensboro, NC (USA)	27 APR 2022
WJ	2:03.35	29.06 1:00.37 1:31.84	SMITH Regan	USA	Gwangju (KOR)	26 JUL 2019

Final B

Rank	Lane	Name	Club Code	R.T.	50m	100m	150m	Time	Time Behind
1	5	PODKOSCIELNY Julia	PCS	0.67	(2) 31.12	(3) 1:05.83 34.71	(2) 1:40.82 34.99	2:15.02	
2	8	MAJOR Scarlet	WAL	0.55	(4) 31.75	(1) 1:05.29 33.54	(1) 1:40.04 34.75	2:15.39	0.37
3	7	SANTILLAN Malena	ARG	0.71	(8) 33.18	(8) 1:08.04 34.86	(8) 1:42.77 34.73	2:16.26	1.24
4	4	DEBEVER McKenna	AGS	0.69	(3) 31.63	(4) 1:05.90 34.27	(3) 1:41.07 35.17	2:16.38	1.36
5	3	ISLETA Chloe	SUN	0.54	(6) 31.80	(6) 1:06.48 34.68	(4) 1:41.10 34.62	2:16.68	1.66
6	1	BERRINO Andrea	ARG	0.61	(7) 31.81	(7) 1:06.92 35.11	(7) 1:42.20 35.28	2:16.82	1.80
7	6	WILHELM Kiley	LIFE	0.74	(1) 31.09	(2) 1:05.32 34.23	(5) 1:41.72 36.40	2:17.77	2.75
8	2	DOBSON Kennedy	EEX	0.65	(5) 31.79	(5) 1:06.42 34.63	(6) 1:41.87 35.45	2:17.94	2.92

Final A

Rank	Lane	Name	Club Code	R.T.	50m	100m	150m	Time	Time Behind
1	4	SMITH Regan	SUN	0.60	(1) 29.57	(1) 1:01.29 31.72	(1) 1:33.13 31.84	2:05.34	
2	5	GRIMES Katie	SAND	0.61	(5) 30.94	(3) 1:03.73 32.79	(2) 1:36.71 32.98	2:09.53	4.19
3	6	PELAEZ Erika	EA	0.63	(4) 30.72	(5) 1:04.00 33.28	(4) 1:37.85 33.85	2:11.67	6.33
4	2	SMOLIGA Olivia	SUN	0.63	(2) 29.86	(2) 1:03.02 33.16	(3) 1:37.32 34.30	2:12.15	6.81
5	7	NEAL Kayman	MAC-NC	0.57	(8) 31.77	(7) 1:05.86 34.09	(6) 1:39.68 33.82	2:13.77	8.43
6	3	MENESES KOVACS Athena	TEAM	0.68	(3) 30.39	(4) 1:03.80 33.41	(5) 1:39.06 35.26	2:14.18	8.84
7	1	SIMS Bella	SAND	0.65	(6) 31.19	(6) 1:04.72 33.53	(7) 1:40.39 35.67	2:14.49	9.15
8	8	DERIVAUX Audrey	JW	0.69	(7) 31.73	(8) 1:05.96 34.23	(8) 1:40.67 34.71	2:15.00	9.66

Official Timekeeping by Omega





2023 TYR Pro Swim Series

Fort Lauderdale, Florida

March 1 - 4



Event 119

3 MAR 2023 - 6:45 PM

Women's 200m Backstroke

Final

Results

Event Number 19

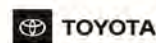
Final C

Rank	Lane	Name	Club Code	R.T.	50m	100m	150m	Time	Time Behind
1	7	NESTY Lillie	GSC-FL	0.72	(2) 31.77	(2) 1:06.26 34.49	(1) 1:41.30 35.04	2:16.45	
2	8	ERLENSDOTTIR Elisabeth	BSS	0.64	(4) 32.27	(3) 1:06.90 34.63	(3) 1:42.18 35.28	2:17.59	1.14
3	4	DONLAN Molly	MAC-NC	0.64	(1) 31.31	(1) 1:05.99 34.68	(2) 1:41.55 35.56	2:18.10	1.65
4	2	ECKERMAN Maeve	SYS-FL	0.70	(3) 32.14	(5) 1:07.00 34.86	(4) 1:42.55 35.55	2:18.61	2.16
5	3	PETERSON Layne	ARMY	0.57	(7) 32.49	(7) 1:07.77 35.28	(5) 1:42.99 35.22	2:18.69	2.24
6	6	HIGGO Lila	BSS	0.64	(5) 32.35	(4) 1:06.91 34.56	(6) 1:43.25 36.34	2:19.38	2.93
7	1	DINEHART Elena	SOFL	0.60	(6) 32.45	(6) 1:07.66 35.21	(7) 1:43.85 36.19	2:20.50	4.05
	5	SOTOMAYOR Alexia	SAS					DSQ	

Legend:

AR American Record DSQ Disqualified R.T. Reaction Time US US Open Record
WJ World Junior Record WR World Record

Official Timekeeping by Omega





2023 TYR Pro Swim Series

Fort Lauderdale, Florida

March 1 - 4



Event 120

3 MAR 2023 - 6:55 PM

Men's 200m Backstroke

Final

Results

Event Number 20

	Record	Splits			Name	NAT Code	Location	Date
WR	1:51.92	26.52	54.90	1:23.30	PEIRSOL Aaron	USA	Rome (ITA)	31 JUL 2009
AR	1:51.92	26.52	54.90	1:23.30	PEIRSOL Aaron	USA	Rome (ITA)	31 JUL 2009
US	1:53.08	26.82	55.18	1:24.06	PEIRSOL Aaron	USA	Indianapolis, IN (USA)	11 JUL 2009
WJ	1:55.14	26.99	56.14	1:25.97	KOLESNIKOV Kliment	RUS	Budapest (HUN)	28 JUL 2017

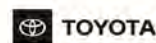
Final B

Rank	Lane	Name	Club Code	R.T.	50m	100m	150m	Time	Time Behind
1	5	MALDARI Caleb	MAC-NC	0.56	(2) 28.63	(2) 59.49 30.86	(1) 1:30.54 31.05	2:00.96	
2	4	THAMES Chris	MAAC	0.61	(1) 28.09	(1) 58.97 30.88	(2) 1:30.65 31.68	2:02.02	1.06
3	2	COURVILLE FORTIN Loic	CAN	0.60	(4) 28.89	(4) 1:00.50 31.61	(3) 1:32.49 31.99	2:04.10	3.14
4	3	KLING Joey	ARMY	0.67	(5) 28.96	(7) 1:00.93 31.97	(7) 1:33.64 32.71	2:05.28	4.32
5	6	STANTON Baylor	GA	0.51	(3) 28.83	(3) 1:00.10 31.27	(4) 1:32.53 32.43	2:05.58	4.62
6	1	SPEAKMAN Zach	WAL	0.58	(7) 29.30	(6) 1:00.92 31.62	(5) 1:33.33 32.41	2:05.88	4.92
7	7	KYSER Landon	BSS	0.64	(6) 29.21	(5) 1:00.84 31.63	(6) 1:33.34 32.50	2:06.37	5.41
8	8	LEITH Zac	ARMY	0.63	(8) 29.40	(8) 1:01.90 32.50	(8) 1:35.48 33.58	2:06.62	5.66

Final A

Rank	Lane	Name	Club Code	R.T.	50m	100m	150m	Time	Time Behind
1	4	MURPHY Ryan	CAL	0.52	(1) 27.25	(1) 57.09 29.84	(1) 1:26.73 29.64	1:56.44	
2	7	KALISZ Chase	SUN	0.73	(5) 28.21	(2) 58.48 30.27	(2) 1:29.74 31.26	1:59.73	3.29
3	5	LITHERLAND Jay	SUN	0.73	(7) 28.88	(7) 1:00.10 31.22	(6) 1:31.00 30.90	2:01.14	4.70
4	2	NORMAN Aiden	CAN	0.63	(4) 28.19	(3) 58.79 30.60	(3) 1:30.09 31.30	2:01.26	4.82
5	6	NOGUEIRA COSTA Joao	POR	0.56	(3) 27.90	(4) 58.84 30.94	(4) 1:30.75 31.91	2:01.58	5.14
6	1	KNOP Amadeusz	SYS-FL	0.56	(6) 28.34	(6) 59.26 30.92	(5) 1:30.79 31.53	2:02.80	6.36
7	8	MARSHALL Jonny	FASTLE	0.68	(2) 27.87	(5) 58.97 31.10	(7) 1:31.36 32.39	2:03.53	7.09
8	3	MORALES Yeziel	PUR	0.58	(8) 28.96	(8) 1:00.82 31.86	(8) 1:32.40 31.58	2:03.74	7.30

Official Timekeeping by Omega





2023 TYR Pro Swim Series

Fort Lauderdale, Florida

March 1 - 4



Event 120

3 MAR 2023 - 6:55 PM

Men's 200m Backstroke

Final

Results

Event Number 20

Final C

Rank	Lane	Name	Club Code	R.T.	50m	100m	150m	Time	Time Behind
1	3	ROLLEN Eli	RCKT	0.75	(2) 29.52	(4) 1:01.95 32.43	(1) 1:34.71 32.76	2:07.33 32.62	
2	4	BARCSAK Ambrus	SAS	0.56	(=3) 29.62	(3) 1:01.89 32.27	(2) 1:34.79 32.90	2:07.73 32.94	0.40
3	6	EDWARDS Kaden	GBR	0.65	(5) 29.68	(6) 1:02.17 32.49	(5) 1:35.58 33.41	2:08.60 33.02	1.27
4	2	RUSSELL Kellen	TAC-NC	0.78	(7) 30.12	(1) 1:01.82 31.70	(3) 1:35.26 33.44	2:08.84 33.58	1.51
5	5	NELSON Jensen	SPAC	0.56	(1) 29.43	(2) 1:01.85 32.42	(4) 1:35.37 33.52	2:09.63 34.26	2.30
6	7	EATON Taylor	FAA	0.63	(=3) 29.62	(5) 1:02.12 32.50	(6) 1:35.84 33.72	2:10.38 34.54	3.05
7	1	ROCHE Ricardo	SOFL	0.61	(6) 30.06	(7) 1:03.49 33.43	(7) 1:38.17 34.68	2:12.79 34.62	5.46
	8	SARAVIA Ulises	ARG					DNS	

Legend:

=	Equal rank	AR	American Record	DNS	Did Not Start	R.T.	Reaction Time
US	US Open Record	WJ	World Junior Record	WR	World Record		

Official Timekeeping by Omega





2023 TYR Pro Swim Series

Fort Lauderdale, Florida

March 1 - 4



Event 121 3 MAR 2023 - 7:06 PM

Women's 400m Individual Medley

Final

Results

Event Number 21

	Record	Splits			Name	NAT Code	Location	Date
WR	4:26.36	1:00.91	2:08.39	3:24.50	HOSSZU Katinka	HUN	Rio de Janeiro (BRA)	6 AUG 2016
AR	4:31.12				HOFF Katie	USA	Omaha (USA)	29 JUN 2008
US	4:28.61	59.40	2:08.20	3:27.46	McINTOSH Summer	CAN	Greensboro, NC (USA)	2 DEC 2022
WJ	4:28.61	59.40	2:08.20	3:27.46	McINTOSH Summer	CAN	Greensboro, NC (USA)	2 DEC 2022

Final B

Rank	Lane	Name	Club Code	R.T.	Time	Time Behind
1	8	WEYANT Gracie	SYS-FL	0.71	4:49.23	
50m (6) 31.21	100m (7) 1:07.41 36.20	150m (6) 1:45.23 37.82	200m (6) 2:22.52 37.29	250m (3) 3:03.53 41.01	300m (1) 3:44.66 41.13	350m (1) 4:17.51 32.85
						31.72
2	5	O'REGAN Bailey	SYS-FL	0.83	4:49.72	0.49
50m (3) 31.06	100m (6) 1:06.66 35.60	150m (4) 1:44.66 38.00	200m (3) 2:21.95 37.29	250m (4) 3:04.20 42.25	300m (5) 3:46.34 42.14	350m (3) 4:18.86 32.52
						30.86
3	6	LEACH Riley	SYS-FL	0.64	4:51.46	2.23
50m (3) 30.82	100m (5) 1:06.54 35.72	150m (3) 1:44.49 37.95	200m (5) 2:22.13 37.64	250m (1) 3:02.65 40.52	300m (2) 3:44.73 42.08	350m (2) 4:18.64 33.91
						32.82
4	4	YAGER Alexis	TNAQ	0.71	4:52.12	2.89
50m (7) 31.35	100m (8) 1:07.72 36.37	150m (8) 1:46.96 39.24	200m (7) 2:25.66 38.70	250m (5) 3:05.49 39.83	300m (4) 3:46.15 40.66	350m (4) 4:19.63 33.48
						32.49
5	3	KLAMFOTH Avery	MAC-NC	0.71	4:55.25	6.02
50m (8) 31.45	100m (2) 1:06.21 34.76	150m (2) 1:44.08 37.87	200m (4) 2:22.12 38.04	250m (2) 3:03.30 41.18	300m (3) 3:45.38 42.08	350m (5) 4:20.34 34.96
						34.91
6	1	HEIN Agostina	ARG	0.78	4:55.95	6.72
50m (1) 29.88	100m (1) 1:05.34 35.46	150m (1) 1:43.92 38.58	200m (1) 2:21.62 37.70	250m (6) 3:06.30 44.68	300m (7) 3:50.67 44.37	350m (7) 4:23.98 33.31
						31.97
7	2	del RIO BROWN Portia	PUR	0.74	4:56.91	7.68
50m (4) 30.96	100m (4) 1:06.44 35.48	150m (7) 1:46.10 39.66	200m (8) 2:25.83 39.73	250m (8) 3:06.90 41.07	300m (6) 3:49.60 42.70	350m (6) 4:23.61 34.01
						33.30
8	7	DERIVAUX Audrey	JW	0.80	5:00.55	11.32
50m (2) 30.51	100m (3) 1:06.25 35.74	150m (5) 1:44.80 38.55	200m (2) 2:21.76 36.96	250m (7) 3:06.63 44.87	300m (8) 3:52.22 45.59	350m (8) 4:26.95 34.73
						33.60

Final A

Rank	Lane	Name	Club Code	R.T.	Time	Time Behind
1	4	LEDECKY Katie	GSC-FL	0.66	4:36.04	
50m (2) 29.66	100m (2) 1:03.04 33.38	150m (1) 1:38.63 35.59	200m (1) 2:13.41 34.78	250m (1) 2:53.79 40.38	300m (1) 3:34.83 41.04	350m (1) 4:05.98 31.15
						30.06
2	6	JANSEN Ella	CAN	0.76	4:43.32	7.28
50m (1) 29.03	100m (1) 1:02.33 33.30	150m (2) 1:38.98 36.65	200m (2) 2:15.07 36.09	250m (2) 2:56.35 41.28	300m (2) 3:38.33 41.98	350m (2) 4:11.15 32.82
						32.17
3	3	CIEPLUCHA Tess	TNAQ	0.75	4:44.92	8.88
50m (3) 30.33	100m (4) 1:05.09 34.76	150m (5) 1:43.22 38.13	200m (6) 2:20.78 37.56	250m (4) 3:00.88 40.10	300m (4) 3:41.41 40.53	350m (3) 4:13.53 32.12
						31.39
4	5	ANDISON Bailey	CAN	0.68	4:46.66	10.62
50m (4) 30.34	100m (6) 1:05.72 35.38	150m (6) 1:43.37 37.65	200m (5) 2:19.72 36.35	250m (3) 2:59.77 40.05	300m (3) 3:40.47 40.70	350m (4) 4:14.05 33.58
						32.61
5	8	WEINSTEIN Claire	SAND	0.77	4:48.06	12.02
50m (5) 30.52	100m (3) 1:04.81 34.29	150m (3) 1:41.22 36.41	200m (3) 2:17.86 36.64	250m (6) 3:01.53 43.67	300m (8) 3:45.88 44.35	350m (6) 4:17.82 31.94
						30.24
6	7	MATTES Michaela	SYS-FL	0.76	4:48.08	12.04
50m (6) 30.54	100m (5) 1:05.39 34.85	150m (4) 1:42.18 36.79	200m (4) 2:18.62 36.44	250m (5) 3:01.52 42.90	300m (6) 3:45.29 43.77	350m (5) 4:17.14 31.85
						30.94
7	1	PLAZA Sofia	MAC-NC	0.84	4:51.33	15.29
50m (7) 31.26	100m (7) 1:06.39 35.13	150m (7) 1:45.06 38.67	200m (7) 2:23.38 38.32	250m (7) 3:03.61 40.23	300m (5) 3:44.72 41.11	350m (7) 4:18.55 33.83
						32.78
8	2	HERKLE Kim Emely	UN-KY	0.79	4:54.21	18.17
50m (8) 31.30	100m (8) 1:07.48 36.18	150m (8) 1:46.84 39.36	200m (8) 2:25.40 38.56	250m (8) 3:05.09 39.69	300m (7) 3:45.72 40.63	350m (8) 4:20.43 34.71
						33.78

Official Timekeeping by Omega





2023 TYR Pro Swim Series

Fort Lauderdale, Florida

March 1 - 4



Event 121

3 MAR 2023 - 7:06 PM

Women's 400m Individual Medley

Final

Results

Event Number 21

Final C

Rank	Lane	Name	Club Code	R.T.	Time	Time Behind
1	5	PEROTTI Florencia	ARG	0.73	4:55.98	
50m (2) 30.60	100m (2) 1:05.43 34.83	150m (1) 1:43.82 38.39	200m (1) 2:21.73 37.91	250m (1) 3:04.12 42.39	300m (1) 3:46.15 42.03	350m (1) 4:21.92 35.77
2	2	PENNY Hayden	YSSC	0.73	4:56.86	0.88
50m (3) 30.75	100m (3) 1:06.27 35.52	150m (2) 1:45.00 38.73	200m (2) 2:22.91 37.91	250m (2) 3:04.35 41.44	300m (2) 3:48.31 43.96	350m (2) 4:22.94 34.63
3	6	GWINN Applejean	SAND	0.68	4:58.98	3.00
50m (1) 29.79	100m (1) 1:05.10 35.31	150m (3) 1:45.49 40.39	200m (3) 2:24.30 38.81	250m (3) 3:08.27 43.97	300m (4) 3:52.90 44.63	350m (4) 4:26.57 33.67
4	3	MONK Ivy	MAC-NC	0.70	4:59.10	3.12
50m (4) 30.97	100m (5) 1:08.14 37.17	150m (4) 1:47.05 38.91	200m (4) 2:25.89 38.84	250m (4) 3:08.59 42.70	300m (3) 3:50.77 42.18	350m (3) 4:25.55 34.78
5	7	SHAHBOZ Gwen	GSC-FL	0.68	5:06.42	10.44
50m (7) 32.56	100m (7) 1:09.76 37.20	150m (6) 1:49.51 39.75	200m (6) 2:28.70 39.19	250m (5) 3:11.17 42.47	300m (5) 3:54.04 42.87	350m (5) 4:30.82 36.78
6	8	DINEHART Olivia	SOFL	0.72	5:09.29	13.31
50m (6) 31.51	100m (6) 1:08.25 36.74	150m (7) 1:50.33 42.08	200m (7) 2:31.30 40.97	250m (6) 3:14.46 43.16	300m (6) 3:58.83 44.37	350m (6) 4:34.26 35.43
7	1	TROUT Riley	FAA	0.76	5:15.51	19.53
50m (5) 31.37	100m (4) 1:08.13 36.76	150m (5) 1:48.56 40.43	200m (5) 2:27.28 38.72	250m (7) 3:14.59 47.31	300m (7) 4:00.87 46.28	350m (7) 4:38.49 37.62
4	MONTEIRO Ana Catarina		POR		DSQ	

Legend:	AR American Record	DSQ Disqualified	R.T. Reaction Time	US US Open Record
	WJ World Junior Record	WR World Record		

Official Timekeeping by Omega





2023 TYR Pro Swim Series

Fort Lauderdale, Florida

March 1 - 4



Event 122 3 MAR 2023 - 7:20 PM

Men's 400m Individual Medley

Final

Results

Event Number 22

	Record	Splits	Name	NAT Code	Location	Date
WR	4:03.84	54.92 1:56.49 3:07.05	PHELPS Michael	USA	Beijing (CHN)	10 AUG 2008
AR	4:03.84	54.92 1:56.49 3:07.05	PHELPS Michael	USA	Beijing (CHN)	10 AUG 2008
US	4:05.25	55.38 1:57.32 3:08.45	PHELPS Michael	USA	Omaha, NE (USA)	29 JUN 2008
WJ	4:10.02	57.44 2:01.31 3:11.72	BORODIN Iliia	RUS	Budapest (HUN)	23 MAY 2021

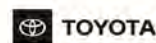
Final B

Rank	Lane	Name	Club Code	R.T.	Time	Time Behind
1	8	SZARANEK Mark	GSC-FL	0.71	4:27.76	
50m (1) 27.54	100m (1) 59.79 32.25	150m (2) 1:35.59 35.80	200m (2) 2:10.96 35.37	250m (2) 2:49.04 38.08	300m (3) 3:27.90 38.86	350m (1) 3:57.69 29.79
2	2	SHAFFER Nick	FAA	0.68	4:29.93	2.17
50m (2) 27.99	100m (2) 1:00.19 32.20	150m (1) 1:34.84 34.65	200m (1) 2:09.77 34.93	250m (1) 2:48.05 38.28	300m (1) 3:26.97 38.92	350m (2) 3:59.13 32.16
3	6	ATEN Casey	SYS-FL	0.68	4:31.19	3.43
50m (5) 28.34	100m (5) 1:01.69 33.35	150m (4) 1:37.90 36.21	200m (4) 2:12.35 34.45	250m (4) 2:49.94 37.59	300m (4) 3:28.25 38.31	350m (5) 4:00.65 32.40
4	5	KLEIN Freddy	MAC-NC	0.76	4:31.22	3.46
50m (3) 28.14	100m (3) 1:00.40 32.26	150m (3) 1:36.30 35.90	200m (3) 2:12.15 35.85	250m (3) 2:49.74 37.59	300m (5) 3:28.66 38.92	350m (4) 4:00.14 31.48
5	3	DELMAR Ben	MAC-NC	0.66	4:31.57	3.81
50m (4) 28.21	100m (4) 1:00.95 32.74	150m (5) 1:38.16 37.21	200m (7) 2:15.71 37.55	250m (5) 2:50.94 35.23	300m (2) 3:27.28 36.34	350m (3) 4:00.11 32.83
6	1	VALDEZ Kyle	UN-AZ	0.67	4:33.45	5.69
50m (7) 29.19	100m (7) 1:02.31 33.12	150m (7) 1:38.83 36.52	200m (6) 2:14.87 36.04	250m (7) 2:51.91 37.04	300m (=6) 3:30.03 38.12	350m (6) 4:02.15 32.12
7	7	RUIZ Xavier	RAC	0.54	4:36.43	8.67
50m (6) 28.57	100m (6) 1:01.82 33.25	150m (6) 1:38.38 36.56	200m (5) 2:14.62 36.24	250m (6) 2:51.66 37.04	300m (=6) 3:30.03 38.37	350m (7) 4:03.24 33.21
4	BERNAUER Clayton		ARMY			DSQ

Final A

Rank	Lane	Name	Club Code	R.T.	Time	Time Behind
1	5	FINKE Bobby	SPA-FL	0.73	4:15.93	
50m (4) 27.62	100m (3) 58.84 31.22	150m (1) 1:31.52 32.68	200m (1) 2:03.26 31.74	250m (1) 2:40.94 37.68	300m (1) 3:18.29 37.35	350m (1) 3:47.73 29.44
2	4	WIGGINTON Lorne	CAN	0.66	4:19.95	4.02
50m (3) 27.25	100m (4) 58.92 31.67	150m (3) 1:32.87 33.95	200m (2) 2:06.43 33.56	250m (2) 2:43.33 36.90	300m (2) 3:20.65 37.32	350m (2) 3:50.71 30.06
3	1	SANDERS Grant	TBAY	0.72	4:25.33	9.40
50m (=1) 27.12	100m (1) 58.18 31.06	150m (2) 1:32.73 34.55	200m (4) 2:07.56 34.83	250m (4) 2:45.93 38.37	300m (4) 3:23.79 37.86	350m (3) 3:55.07 31.28
4	8	RYLEY William	WAL	0.70	4:26.05	10.12
50m (6) 27.88	100m (6) 1:00.42 32.54	150m (6) 1:34.40 33.98	200m (5) 2:07.78 33.38	250m (6) 2:46.49 38.71	300m (6) 3:25.90 39.41	350m (6) 3:56.88 30.98
5	3	GRIESHOP Sean	CAL	0.72	4:27.22	11.29
50m (5) 27.66	100m (5) 59.45 31.79	150m (4) 1:33.62 34.17	200m (3) 2:07.42 33.80	250m (5) 2:46.20 38.78	300m (5) 3:25.62 39.42	350m (5) 3:56.61 30.99
6	2	SWANSON Charlie	NOVAVA	0.67	4:28.21	12.28
50m (=1) 27.12	100m (2) 58.67 31.55	150m (5) 1:33.97 35.30	200m (6) 2:09.44 35.47	250m (3) 2:44.90 35.46	300m (3) 3:23.00 38.10	350m (4) 3:56.30 33.30
6	HOLTLY Nathan		OSU			DSQ
7	KHARUN Ilya		SAND			DSQ

Official Timekeeping by Omega





2023 TYR Pro Swim Series

Fort Lauderdale, Florida

March 1 - 4



Event 122 3 MAR 2023 - 7:20 PM

Men's 400m Individual Medley

Final

Results

Event Number 22

Final C

Rank	Lane	Name	Club Code	R.T.	Time	Time Behind
1	4	SIERS Aidan	SYS-FL	0.79	4:31.52	
50m (1) 28.13	100m (1) 1:01.12 32.99	150m (1) 1:35.48 34.36	200m (1) 2:09.27 33.79	250m (1) 2:48.55 39.28	300m (1) 3:29.44 40.89	350m (1) 4:01.35 31.91
2	5	HALLORAN Henry	VILL	0.71	4:35.82	4.30
50m (4) 28.70	100m (3) 1:01.39 32.69	150m (4) 1:39.45 38.06	200m (4) 2:16.66 37.21	250m (3) 2:53.87 37.21	300m (2) 3:31.96 38.09	350m (2) 4:04.85 32.89
3	6	NOWICKI Justin	VICT	0.67	4:38.23	6.71
50m (3) 28.65	100m (5) 1:01.74 33.09	150m (2) 1:38.16 36.42	200m (2) 2:13.39 35.23	250m (2) 2:53.83 40.44	300m (3) 3:35.55 41.72	350m (3) 4:07.64 32.09
4	7	DANUS Nolan	VILL	0.68	4:43.16	11.64
50m (2) 28.40	100m (2) 1:01.16 32.76	150m (3) 1:38.44 37.28	200m (3) 2:16.26 37.82	250m (4) 2:55.23 38.97	300m (4) 3:36.74 41.51	350m (4) 4:10.45 33.71
5	2	JONES Zachary	BSS	0.61	4:47.18	15.66
50m (5) 28.71	100m (4) 1:01.63 32.92	150m (5) 1:39.82 38.19	200m (5) 2:17.22 37.40	250m (5) 2:59.11 41.89	300m (5) 3:40.59 41.48	350m (5) 4:14.10 33.51
	3	HEGAZY Mohamed	TEAM		DSQ	

Legend:						
=	Equal rank	AR	American Record	DSQ	Disqualified	R.T.
US	US Open Record	WJ	World Junior Record	WR	World Record	Reaction Time

Official Timekeeping by Omega





2023 TYR Pro Swim Series

Fort Lauderdale, Florida

March 1 - 4



Event 123 4 MAR 2023 - 6:00 PM

Women's 800m Freestyle

Results Summary

Event Number 23

	Record	Splits			Name	NAT Code	Location	Date
WR	8:04.79	57.98	1:59.42	4:01.98	LEDECKY Katie	USA	Rio de Janeiro (BRA)	12 AUG 2016
AR	8:04.79	57.98	1:59.42	4:01.98	LEDECKY Katie	USA	Rio de Janeiro (BRA)	12 AUG 2016
US	8:06.68	58.82	2:00.20	4:03.22	LEDECKY Katie	USA	Austin, TX (USA)	17 JAN 2016
WJ	8:11.00	59.44	2:01.48	4:05.70	LEDECKY Katie	USA	CISD Nat. (USA)	19 JUN 2014

Rank	Heat	Lane	Name	Club Code	Year of Birth	R.T.	Time	Time Behind
1	2	4	LEDECKY Katie	GSC-FL	1997	0.67	8:14.70	
	50m 28.55	100m 59.15	150m 1:30.26	200m 2:01.59	250m 2:32.79	300m 3:03.84	350m 3:35.08	400m 4:06.23
		30.60	31.11	31.33	31.20	31.05	31.24	31.15
	450m 4:37.36	500m 5:08.53	550m 5:40.06	600m 6:11.15	650m 6:42.31	700m 7:13.35	750m 7:44.67	
	31.13	31.17	31.53	31.09	31.16	31.04	31.32	30.03
2	2	5	WEINSTEIN Claire	SAND	◆ 2007	0.77	8:33.16	18.46
	50m 29.17	100m 1:00.40	150m 1:32.18	200m 2:04.21	250m 2:36.77	300m 3:08.96	350m 3:41.44	400m 4:13.97
		31.23	31.78	32.03	32.56	32.19	32.48	32.53
	450m 4:46.81	500m 5:19.28	550m 5:52.01	600m 6:24.24	650m 6:56.68	700m 7:29.04	750m 8:01.76	
	32.84	32.47	32.73	32.23	32.44	32.36	32.72	31.40
3	2	6	MATTES Michaela	SYS-FL	2005	0.79	8:39.61	24.91
	50m 30.42	100m 1:02.88	150m 1:35.65	200m 2:08.44	250m 2:41.09	300m 3:13.70	350m 3:46.32	400m 4:18.74
		32.46	32.77	32.79	32.65	32.61	32.62	32.42
	450m 4:51.29	500m 5:23.46	550m 5:56.10	600m 6:28.70	650m 7:01.49	700m 7:34.47	750m 8:07.40	
	32.55	32.17	32.64	32.60	32.79	32.98	32.93	32.21
4	2	1	CRISP Leah	GBR	2001	0.73	8:42.37	27.67
	50m 30.12	100m 1:02.60	150m 1:35.44	200m 2:08.21	250m 2:40.89	300m 3:13.46	350m 3:46.06	400m 4:18.80
		32.48	32.84	32.77	32.68	32.57	32.60	32.74
	450m 4:51.67	500m 5:24.63	550m 5:58.04	600m 6:31.34	650m 7:04.47	700m 7:37.71	750m 8:10.72	
	32.87	32.96	33.41	33.30	33.13	33.24	33.01	31.65
5	2	7	HEIN Agostina	ARG	◆ 2008	0.78	8:43.55	28.85
	50m 29.46	100m 1:01.72	150m 1:34.51	200m 2:07.87	250m 2:41.06	300m 3:14.38	350m 3:47.74	400m 4:21.15
		32.26	32.79	33.36	33.19	33.32	33.36	33.41
	450m 4:54.28	500m 5:27.45	550m 6:00.66	600m 6:33.89	650m 7:06.80	700m 7:39.45	750m 8:11.87	
	33.13	33.17	33.21	33.23	32.91	32.65	32.42	31.68
6	2	8	PENNINGTON Caroline	UN-FL	2003	0.65	8:44.68	29.98
	50m 29.84	100m 1:02.06	150m 1:34.84	200m 2:07.44	250m 2:40.48	300m 3:13.35	350m 3:46.40	400m 4:19.55
		32.22	32.78	32.60	33.04	32.87	33.05	33.15
	450m 4:52.74	500m 5:25.86	550m 5:59.41	600m 6:32.87	650m 7:06.09	700m 7:39.30	750m 8:12.64	
	33.19	33.12	33.55	33.46	33.22	33.21	33.34	32.04
7	1	4	SANTILLAN Malena	ARG	◆ 2008	0.84	8:45.71	31.01
	50m 30.08	100m 1:02.40	150m 1:35.37	200m 2:08.18	250m 2:41.23	300m 3:14.22	350m 3:47.58	400m 4:20.58
		32.32	32.97	32.81	33.05	32.99	33.36	33.00
	450m 4:54.02	500m 5:27.36	550m 6:00.69	600m 6:33.91	650m 7:07.58	700m 7:40.78	750m 8:13.92	
	33.44	33.34	33.33	33.22	33.67	33.20	33.14	31.79
8	2	3	HRYHORIVNA HOLUB Tamila	POR	1999	0.80	8:49.66	34.96
	50m 30.20	100m 1:02.63	150m 1:35.48	200m 2:08.47	250m 2:41.26	300m 3:14.23	350m 3:47.36	400m 4:20.35
		32.43	32.85	32.99	32.79	32.97	33.13	32.99
	450m 4:53.46	500m 5:26.84	550m 6:00.66	600m 6:34.46	650m 7:08.34	700m 7:42.40	750m 8:16.25	
	33.11	33.38	33.82	33.80	33.88	34.06	33.85	33.41
9	2	2	DUNFORD Abby	SYS-FL	◆ 2006	0.72	8:57.13	42.43
	50m 30.10	100m 1:02.62	150m 1:35.79	200m 2:08.96	250m 2:42.31	300m 3:15.79	350m 3:49.36	400m 4:23.51
		32.52	33.17	33.17	33.35	33.48	33.57	34.15
	450m 4:57.73	500m 5:31.72	550m 6:05.88	600m 6:40.37	650m 7:14.65	700m 7:49.21	750m 8:23.39	
	34.22	33.99	34.16	34.49	34.28	34.56	34.18	33.74
10	1	5	O'REGAN Bailey	SYS-FL	◆ 2006	0.80	8:57.68	42.98
	50m 30.50	100m 1:03.21	150m 1:36.62	200m 2:09.74	250m 2:43.42	300m 3:16.78	350m 3:50.49	400m 4:24.19
		32.71	33.41	33.12	33.68	33.36	33.71	33.70
	450m 4:58.30	500m 5:32.18	550m 6:06.38	600m 6:40.66	650m 7:15.38	700m 7:50.53	750m 8:24.83	
	34.11	33.88	34.20	34.28	34.72	35.15	34.30	32.85
11	1	7	RUKOSUEV Polina	UN-NC	2001	0.75	9:07.13	52.43
	50m 32.08	100m 1:05.72	150m 1:40.35	200m 2:14.43	250m 2:49.02	300m 3:23.51	350m 3:58.42	400m 4:32.93
		33.64	34.63	34.08	34.59	34.49	34.91	34.51
	450m 5:07.94	500m 5:42.58	550m 6:17.80	600m 6:52.20	650m 7:27.10	700m 8:01.73	750m 8:34.41	
	35.01	34.64	35.22	34.40	34.90	34.63	32.68	32.72

Official Timekeeping by Omega





2023 TYR Pro Swim Series

Fort Lauderdale, Florida

March 1 - 4



Event 123 4 MAR 2023 - 6:00 PM

Women's 800m Freestyle

Results Summary

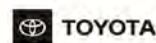
Event Number 23

Rank	Heat	Lane	Name	Club Code	Year of Birth	R.T.	Time	Time Behind	
12	1	6	GUTIERREZ Luci	WEST	◆ 2007	0.67	9:09.95	55.25	
	50m	30.35	100m 1:03.16	150m 1:36.52	200m 2:10.09	250m 2:44.25	300m 3:18.54	350m 3:54.03	400m 4:29.13
			32.81	33.36	33.57	34.16	34.29	35.49	35.10
	450m	5:04.54	500m 5:39.46	550m 6:15.23	600m 6:50.67	650m 7:25.93	700m 8:01.43	750m 8:36.39	
		35.41	34.92	35.77	35.44	35.26	35.50	34.96	33.56
13	1	3	SCHAY TONIOLLO Isabella	RFK		0.70	9:09.98	55.28	
	50m	31.79	100m 1:05.52	150m 1:40.33	200m 2:14.72	250m 2:49.76	300m 3:24.15	350m 3:59.33	400m 4:33.68
			33.73	34.81	34.39	35.04	34.39	35.18	34.35
	450m	5:08.31	500m 5:43.29	550m 6:18.07	600m 6:52.99	650m 7:27.74	700m 8:01.90	750m 8:36.54	
		34.63	34.98	34.78	34.92	34.75	34.16	34.64	33.44
14	1	2	IZQUIERDO Ivana	PUR	2002	0.77	9:12.26	57.56	
	50m	31.83	100m 1:05.83	150m 1:39.85	200m 2:14.31	250m 2:48.02	300m 3:21.85	350m 3:56.23	400m 4:30.94
			34.00	34.02	34.46	33.71	33.83	34.38	34.71
	450m	5:05.70	500m 5:40.25	550m 6:15.13	600m 6:50.44	650m 7:26.14	700m 8:01.85	750m 8:37.78	
		34.76	34.55	34.88	35.31	35.70	35.71	35.93	34.48

Legend:

AR American Record R.T. Reaction Time US US Open Record WJ World Junior Record
 WR World Record ◆ Junior swimmer

Official Timekeeping by Omega





2023 TYR Pro Swim Series

Fort Lauderdale, Florida

March 1 - 4



Event 124 4 MAR 2023 - 6:09 PM

Men's 800m Freestyle

Results Summary

Event Number 24

	Record	Splits	Name	NAT Code	Location	Date
WR	7:32.12	55.20 1:52.55 3:46.79	ZHANG Lin	CHN	Rome (ITA)	29 JUN 2009
AR	7:39.36	55.72 1:53.88 3:50.52	FINKE Bobby	USA	Budapest (HUN)	21 JUN 2022
US	7:43.32	56.23 1:54.45 3:51.64	FINKE Bobby	USA	Greensboro, NC (USA)	30 APR 2022
WJ	7:43.37	56.29 1:55.08 3:52.94	GALOSSO Lorenzo	ITA	Rome (ITA)	13 AUG 2022

Rank	Heat	Lane	Name	Club Code	Year of Birth	R.T.	Time	Time Behind
1	4	7	HAFNAOUI Ahmed Ayoub	TUN	2002	0.75	7:48.50	
	50m 27.62	100m 57.11	150m 1:26.48	200m 1:55.89	250m 2:25.59	300m 2:55.43	350m 3:25.41	400m 3:54.98
				29.49	29.70	29.84	29.98	29.57
	450m 4:24.73	500m 4:54.15	550m 5:23.73	600m 5:53.38	650m 6:23.00	700m 6:51.93	750m 7:21.26	
				29.65	29.62	28.93	29.33	27.24
2	4	2	EL KAMASH Marwan	EGY	1993	0.69	7:50.38	1.88
	50m 27.26	100m 56.51	150m 1:26.14	200m 1:55.81	250m 2:25.76	300m 2:55.36	350m 3:25.24	400m 3:54.95
				29.25	29.95	29.60	29.88	29.71
	450m 4:24.69	500m 4:54.19	550m 5:23.93	600m 5:53.50	650m 6:23.33	700m 6:52.80	750m 7:22.38	
				29.74	29.50	29.74	29.58	28.00
3	4	3	JERVIS Daniel	WAL	1996	0.64	7:51.93	3.43
	50m 27.24	100m 56.57	150m 1:26.30	200m 1:56.16	250m 2:25.95	300m 2:56.34	350m 3:26.21	400m 3:56.39
				29.33	29.79	30.39	29.87	30.18
	450m 4:26.25	500m 4:56.20	550m 5:25.85	600m 5:55.75	650m 6:25.16	700m 6:54.85	750m 7:23.93	
				29.86	29.90	29.41	29.08	28.00
4	4	5	BRINEGAR Michael	TST-CA		0.78	7:54.52	6.02
	50m 27.66	100m 57.16	150m 1:27.23	200m 1:57.39	250m 2:27.67	300m 2:58.05	350m 3:28.49	400m 3:59.02
				29.50	30.16	30.38	30.44	30.53
	450m 4:28.42	500m 4:58.15	550m 5:28.01	600m 5:57.90	650m 6:27.89	700m 6:57.38	750m 7:27.16	
				29.40	29.73	29.89	29.78	27.36
5	4	6	CLARK Charlie	OSU	2002	0.67	7:55.36	6.86
	50m 27.81	100m 57.79	150m 1:27.97	200m 1:57.93	250m 2:28.03	300m 2:58.13	350m 3:28.28	400m 3:58.33
				29.98	30.10	30.10	30.15	30.05
	450m 4:28.25	500m 4:57.90	550m 5:27.99	600m 5:57.84	650m 6:28.04	700m 6:58.13	750m 7:27.91	
				29.92	29.65	30.09	29.78	27.45
6	4	1	TURLEY Luke	GBR	2000	0.67	7:59.48	10.98
	50m 27.58	100m 57.50	150m 1:27.76	200m 1:57.88	250m 2:28.35	300m 2:58.84	350m 3:29.65	400m 3:59.74
				29.92	30.12	30.49	30.81	30.09
	450m 4:29.96	500m 5:00.01	550m 5:30.23	600m 6:00.41	650m 6:30.85	700m 7:01.09	750m 7:31.17	
				30.22	30.05	30.22	30.18	28.31
7	4	4	COSTA Guilherme	BRA	1998	0.67	7:59.61	11.11
	50m 26.97	100m 56.31	150m 1:26.06	200m 1:55.99	250m 2:26.15	300m 2:56.34	350m 3:26.55	400m 3:57.17
				29.34	29.93	30.16	30.21	30.62
	450m 4:27.28	500m 4:57.63	550m 5:28.55	600m 5:59.30	650m 6:29.67	700m 7:00.79	750m 7:31.93	
				30.11	30.35	30.92	31.14	27.68
8	3	4	ARTEIRO AZEVEDO Gabriel	RFK		0.68	8:08.74	20.24
	50m 28.27	100m 58.74	150m 1:29.55	200m 2:00.84	250m 2:31.71	300m 3:02.76	350m 3:33.69	400m 4:04.50
				30.47	31.29	30.87	31.05	30.81
	450m 4:35.64	500m 5:06.38	550m 5:37.08	600m 6:07.78	650m 6:38.47	700m 7:09.08	750m 7:39.81	
				31.14	30.74	30.70	30.73	28.93
9	3	2	LAMASTRA Connor	DYNA	1998	0.63	8:12.00	23.50
	50m 27.91	100m 58.41	150m 1:29.74	200m 2:00.81	250m 2:32.46	300m 3:03.59	350m 3:35.10	400m 4:06.46
				30.50	31.07	31.65	31.51	31.36
	450m 4:37.58	500m 5:08.40	550m 5:39.66	600m 6:10.66	650m 6:42.14	700m 7:13.09	750m 7:44.03	
				31.12	30.82	31.26	30.94	27.97
10	3	5	PARDOE Hector	WAL	2001	0.72	8:13.21	24.71
	50m 28.51	100m 59.18	150m 1:30.28	200m 2:01.22	250m 2:31.80	300m 3:02.72	350m 3:33.83	400m 4:05.01
				30.67	30.94	30.92	31.11	31.18
	450m 4:36.44	500m 5:07.29	550m 5:38.45	600m 6:09.76	650m 6:41.12	700m 7:12.39	750m 7:43.43	
				31.43	30.85	31.16	31.04	29.78
11	3	8	de GRUTTOLA CAMPOS	RFK		0.71	8:13.65	25.15
	50m 28.59	100m 59.18	150m 1:30.25	200m 2:01.29	250m 2:32.20	300m 3:03.18	350m 3:34.40	400m 4:05.65
				30.59	31.04	30.98	31.22	31.25
	450m 4:36.88	500m 5:08.14	550m 5:39.64	600m 6:11.29	650m 6:43.12	700m 7:14.34	750m 7:45.09	
				31.23	31.26	31.50	31.50	28.56

Official Timekeeping by Omega





2023 TYR Pro Swim Series

Fort Lauderdale, Florida

March 1 - 4



Event 124 4 MAR 2023 - 6:09 PM

Men's 800m Freestyle

Results Summary

Event Number 24

Rank	Heat	Lane	Name	Club Code	Year of Birth	R.T.	Time	Time Behind
12	3	7	KNOP Amadeusz	SYS-FL	2004	0.69	8:13.68	25.18
	50m 27.84	100m 58.19	150m 1:29.23	200m 2:00.17	250m 2:31.41	300m 3:02.87	350m 3:34.33	400m 4:05.62
		30.35	31.04	30.94	31.24	31.46	31.46	31.29
	450m 4:36.89	500m 5:08.09	550m 5:39.42	600m 6:10.93	650m 6:42.60	700m 7:13.68	750m 7:44.45	
	31.27	31.20	31.33	31.51	31.67	31.08	30.77	29.23
13	3	1	CANO FIGUEROA Jose	BULL	2003	0.68	8:15.19	26.69
	50m 27.91	100m 58.31	150m 1:29.65	200m 2:00.31	250m 2:31.44	300m 3:02.38	350m 3:33.65	400m 4:04.66
		30.40	31.34	30.66	31.13	30.94	31.27	31.01
	450m 4:36.03	500m 5:07.17	550m 5:38.68	600m 6:10.28	650m 6:42.00	700m 7:13.37	750m 7:44.76	
	31.37	31.14	31.51	31.60	31.72	31.37	31.39	30.43
14	2	5	DULIEU Diego	AZFL	2004	0.69	8:15.63	27.13
	50m 28.73	100m 59.42	150m 1:30.13	200m 2:01.20	250m 2:32.25	300m 3:03.32	350m 3:34.68	400m 4:06.03
		30.69	30.71	31.07	31.05	31.07	31.36	31.35
	450m 4:37.61	500m 5:09.17	550m 5:40.80	600m 6:12.39	650m 6:43.94	700m 7:15.06	750m 7:46.55	
	31.58	31.56	31.63	31.59	31.55	31.12	31.49	29.08
15	3	0	WIGGINTON Lorne	CAN	◆ 2005	0.66	8:17.49	28.99
	50m 27.83	100m 58.86	150m 1:30.74	200m 2:02.51	250m 2:34.34	300m 3:05.97	350m 3:37.90	400m 4:09.58
		31.03	31.88	31.77	31.83	31.63	31.93	31.68
	450m 4:41.09	500m 5:12.53	550m 5:44.04	600m 6:15.34	650m 6:46.86	700m 7:17.85	750m 7:48.44	
	31.51	31.44	31.51	31.30	31.52	30.99	30.59	29.05
16	3	3	BARRIEAULT Brice	ARMY	2003	0.61	8:18.90	30.40
	50m 27.47	100m 58.12	150m 1:29.52	200m 2:00.51	250m 2:31.84	300m 3:03.13	350m 3:33.23	400m 4:04.33
		30.65	31.40	30.99	31.33	31.29	30.10	31.10
	450m 4:35.74	500m 5:07.51	550m 5:39.50	600m 6:11.83	650m 6:43.89	700m 7:16.27	750m 7:48.28	
	31.41	31.77	31.99	32.33	32.06	32.38	32.01	30.62
17	3	6	MELBOURNE-SMITH Tyler	WAL	◆ 2005	0.73	8:19.45	30.95
	50m 28.78	100m 59.87	150m 1:30.99	200m 2:02.25	250m 2:33.22	300m 3:04.22	350m 3:35.42	400m 4:06.79
		31.09	31.12	31.26	30.97	31.00	31.20	31.37
	450m 4:38.04	500m 5:09.36	550m 5:40.81	600m 6:12.47	650m 6:44.16	700m 7:16.49	750m 7:48.59	
	31.25	31.32	31.45	31.66	31.69	32.33	32.10	30.86
18	1	3	HINCKLEY Charlie	VILL	2001	0.70	8:21.37	32.87
	50m 28.79	100m 59.57	150m 1:31.01	200m 2:03.03	250m 2:34.82	300m 3:06.91	350m 3:38.94	400m 4:10.92
		30.78	31.44	32.02	31.79	32.09	32.03	31.98
	450m 4:42.63	500m 5:14.18	550m 5:46.15	600m 6:17.69	650m 6:49.00	700m 7:20.30	750m 7:51.62	
	31.71	31.55	31.97	31.54	31.31	31.30	31.32	29.75
19	4	8	CLONTZ Norvin	MAC-NC	◆ 2007	0.80	8:22.38	33.88
	50m 28.20	100m 58.66	150m 1:29.75	200m 2:01.04	250m 2:32.47	300m 3:04.22	350m 3:36.07	400m 4:07.74
		30.46	31.09	31.29	31.43	31.75	31.85	31.67
	450m 4:39.52	500m 5:11.44	550m 5:43.49	600m 6:15.78	650m 6:47.96	700m 7:20.03	750m 7:51.63	
	31.78	31.92	32.05	32.29	32.18	32.07	31.60	30.75
20	3	9	KLEIN Freddy	MAC-NC	◆ 2005	0.78	8:24.22	35.72
	50m 28.40	100m 59.39	150m 1:30.73	200m 2:02.38	250m 2:33.99	300m 3:05.81	350m 3:37.74	400m 4:09.89
		30.99	31.34	31.65	31.61	31.82	31.93	32.15
	450m 4:42.01	500m 5:13.88	550m 5:45.96	600m 6:17.73	650m 6:49.65	700m 7:21.66	750m 7:53.43	
	32.12	31.87	32.08	31.77	31.92	32.01	31.77	30.79
21	2	9	SIERS Aidan	SYS-FL	◆ 2006	0.78	8:24.93	36.43
	50m 28.06	100m 58.97	150m 1:30.39	200m 2:02.17	250m 2:34.02	300m 3:06.07	350m 3:38.25	400m 4:10.11
		30.91	31.42	31.78	31.85	32.05	32.18	31.86
	450m 4:42.04	500m 5:14.35	550m 5:46.63	600m 6:18.93	650m 6:51.13	700m 7:23.18	750m 7:54.59	
	31.93	32.31	32.28	32.30	32.20	32.05	31.41	30.34
22	2	8	LONG Derek	TST-MV	◆ 2005	0.65	8:27.41	38.91
	50m 28.24	100m 58.50	150m 1:29.93	200m 2:01.44	250m 2:33.56	300m 3:05.46	350m 3:37.53	400m 4:09.85
		30.26	31.43	31.51	32.12	31.90	32.07	32.32
	450m 4:41.91	500m 5:14.52	550m 5:46.89	600m 6:19.37	650m 6:51.78	700m 7:24.23	750m 7:56.18	
	32.06	32.61	32.37	32.48	32.41	32.45	31.95	31.23
23	1	4	GUTIERREZ Santiago	SAND	2003	0.74	8:28.09	39.59
	50m 28.18	100m 58.82	150m 1:30.59	200m 2:02.45	250m 2:34.29	300m 3:06.35	350m 3:38.49	400m 4:11.14
		30.64	31.77	31.86	31.84	32.06	32.14	32.65
	450m 4:43.57	500m 5:16.57	550m 5:49.07	600m 6:21.78	650m 6:54.02	700m 7:26.16	750m 7:57.39	
	32.43	33.00	32.50	32.71	32.24	32.14	31.23	30.70

Official Timekeeping by Omega





2023 TYR Pro Swim Series

Fort Lauderdale, Florida

March 1 - 4



Event 124 4 MAR 2023 - 6:09 PM

Men's 800m Freestyle

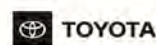
Results Summary

Event Number 24

Rank	Heat	Lane	Name	Club Code	Year of Birth	R.T.	Time	Time Behind
24	2	0	JACOBS Colin	SYS-FL	◆ 2008	0.70	8:28.37	39.87
	50m 29.03	100m 1:00.48	150m 1:32.36	200m 2:04.38	250m 2:36.42	300m 3:08.52	350m 3:41.03	400m 4:13.19
		31.45	31.88	32.02	32.04	32.10	32.51	32.16
	450m 4:45.44	500m 5:17.49	550m 5:49.80	600m 6:21.82	650m 6:54.20	700m 7:26.09	750m 7:58.01	
	32.25	32.05	32.31	32.02	32.38	31.89	31.92	30.36
25	2	2	VEGA Alberto	CRC	◆ 2005	0.65	8:30.87	42.37
	50m 28.84	100m 59.74	150m 1:31.62	200m 2:03.39	250m 2:35.51	300m 3:07.73	350m 3:40.30	400m 4:12.81
		30.90	31.88	31.77	32.12	32.22	32.57	32.51
	450m 4:45.20	500m 5:17.70	550m 5:50.24	600m 6:23.04	650m 6:55.85	700m 7:28.73	750m 8:00.69	
	32.39	32.50	32.54	32.80	32.81	32.88	31.96	30.18
26	1	5	WEISEL Elliot	RCKT	◆ 2005	0.72	8:31.47	42.97
	50m 28.18	100m 59.23	150m 1:30.93	200m 2:02.67	250m 2:34.84	300m 3:06.70	350m 3:38.99	400m 4:11.18
		31.05	31.70	31.74	32.17	31.86	32.29	32.19
	450m 4:43.45	500m 5:16.03	550m 5:48.86	600m 6:21.47	650m 6:54.29	700m 7:26.49	750m 7:58.88	
	32.27	32.58	32.83	32.61	32.82	32.20	32.39	32.59
27	2	7	NOWICKI Justin	VICT	◆ 2005	0.67	8:31.61	43.11
	50m 29.13	100m 1:00.93	150m 1:33.24	200m 2:05.44	250m 2:37.96	300m 3:10.16	350m 3:42.21	400m 4:14.52
		31.80	32.31	32.20	32.52	32.20	32.05	32.31
	450m 4:46.63	500m 5:18.89	550m 5:51.30	600m 6:23.68	650m 6:56.23	700m 7:28.61	750m 8:00.89	
	32.11	32.26	32.41	32.38	32.55	32.38	32.28	30.72
28	2	6	GINES TORRES Fabian	SYS-FL	2003	0.68	8:38.06	49.56
	50m 29.24	100m 1:00.43	150m 1:32.52	200m 2:05.05	250m 2:37.02	300m 3:09.49	350m 3:42.06	400m 4:14.89
		31.19	32.09	32.53	31.97	32.47	32.57	32.83
	450m 4:47.96	500m 5:21.41	550m 5:54.74	600m 6:28.22	650m 7:00.83	700m 7:34.70	750m 8:06.94	
	33.07	33.45	33.33	33.48	32.61	33.87	32.24	31.12
29	2	1	BALDANSA de ABREU	RFK		0.68	8:52.99	1:04.49
	50m 29.87	100m 1:02.23	150m 1:35.66	200m 2:08.65	250m 2:42.20	300m 3:15.56	350m 3:49.62	400m 4:23.13
		32.36	33.43	32.99	33.55	33.36	34.06	33.51
	450m 4:57.49	500m 5:31.28	550m 6:05.45	600m 6:39.25	650m 7:13.46	700m 7:47.23	750m 8:20.97	
	34.36	33.79	34.17	33.80	34.21	33.77	33.74	32.02
30	2	3	KURUCZ Leo	TST-MV	2004		DNS	
30	2	4	AYERS Alex	MAC-NC	◆ 2005		DNS	

Legend:	AR American Record	DNS Did Not Start	R.T. Reaction Time	US US Open Record
	WJ World Junior Record	WR World Record	◆ Junior swimmer	

Official Timekeeping by Omega





2023 TYR Pro Swim Series

Fort Lauderdale, Florida

March 1 - 4



Event 123 4 MAR 2023

Women's 800m Freestyle

Medallists

Medal	Name	Club
GOLD	LEDECKY Katie	GSC-FL - Gator Swim Club
SILVER	WEINSTEIN Claire	SAND - Sandpipers Of Nevada
BRONZE	MATTES Michaela	SYS-FL - Sarasota Sharks

Official Timekeeping by Omega





2023 TYR Pro Swim Series

Fort Lauderdale, Florida

March 1 - 4



Event 124 4 MAR 2023

Men's 800m Freestyle

Medallists

Medal	Name	Club
GOLD	HAFNAOUI Ahmed Ayoub	TUN - Tunisia
SILVER	EL KAMASH Marwan	EGY - Egypt
BRONZE	JERVIS Daniel	WAL - Wales

Official Timekeeping by Omega





2023 TYR Pro Swim Series

Fort Lauderdale, Florida

March 1 - 4



Event 125 4 MAR 2023

Women's 100m Backstroke

Medallists

Medal	Name	Club
GOLD	SMITH Regan	SUN - Sun Devil Swimming
SILVER	SMOLIGA Olivia	SUN - Sun Devil Swimming
BRONZE	HARRIS Medi	WAL - Wales

Official Timekeeping by Omega





2023 TYR Pro Swim Series

Fort Lauderdale, Florida

March 1 - 4



Event 126 4 MAR 2023

Men's 100m Backstroke

Medallists

Medal	Name	Club
GOLD	ARMSTRONG Hunter	CAL - California Aquatics
SILVER	MURPHY Ryan	CAL - California Aquatics
BRONZE	RESS Justin	MVN - Mission Viejo Nadadores

Official Timekeeping by Omega





2023 TYR Pro Swim Series

Fort Lauderdale, Florida

March 1 - 4



Event 127 4 MAR 2023

Women's 200m Breaststroke

Medallists

Medal	Name	Club
GOLD	KING Lilly	ISC - Indiana Swim Club
SILVER	WOG Kelsey	CAN - Swimming Canada
BRONZE	LAZOR Annie	ISC - Indiana Swim Club

Official Timekeeping by Omega





2023 TYR Pro Swim Series

Fort Lauderdale, Florida

March 1 - 4



Event 128 4 MAR 2023

Men's 200m Breaststroke

Medallists

Medal	Name	Club
GOLD	LICON Will	TXLA - Longhorn Aquatics
SILVER	McKEE Anton	PRVT - Pinnacle Racing
BRONZE	KALISZ Chase	SUN - Sun Devil Swimming

Official Timekeeping by Omega





2023 TYR Pro Swim Series

Fort Lauderdale, Florida

March 1 - 4



Event 129 4 MAR 2023

Women's 100m Butterfly

Medallists

Medal	Name	Club
GOLD	SMITH Regan	SUN - Sun Devil Swimming
SILVER	SAVARD Katerine	CAN - Swimming Canada
BRONZE	JANSEN Ella	CAN - Swimming Canada

Official Timekeeping by Omega





2023 TYR Pro Swim Series

Fort Lauderdale, Florida

March 1 - 4



Event 130 4 MAR 2023

Men's 100m Butterfly

Medallists

Medal	Name	Club
GOLD	CASAS Shaine	TXLA - Longhorn Aquatics
SILVER	KHARUN Ilya	SAND - Sandpipers Of Nevada
BRONZE	ANDREW Michael	MASA - MA Swim Academy

Official Timekeeping by Omega





2023 TYR Pro Swim Series

Fort Lauderdale, Florida

March 1 - 4



Event 131 4 MAR 2023

Women's 200m Individual Medley

Medallists

Medal	Name	Club
GOLD	McINTOSH Summer	SYS-FL - Sarasota Sharks
SILVER	HARVEY Maria Sophie	CAN - Swimming Canada
BRONZE	GRIMES Katie	SAND - Sandpipers Of Nevada

Official Timekeeping by Omega





2023 TYR Pro Swim Series

Fort Lauderdale, Florida

March 1 - 4



Event 125

4 MAR 2023 - 6:18 PM

Women's 100m Backstroke

Final

Results

Event Number 25

	Record	Split	Name	NAT Code	Location	Date
WR	57.45	28.10	McKEOWN Kaylee	AUS	Adelaide (AUS)	13 JUN 2021
AR	57.57	27.74	SMITH Regan	USA	Gwangju (KOR)	28 JUL 2019
US	57.76	28.06	SMITH Regan	USA	Greensboro, NC (USA)	29 APR 2022
WJ	57.57	27.74	SMITH Regan	USA	Gwangju (KOR)	28 JUL 2019

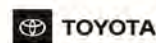
Final B

Rank	Lane	Name	Club Code	R.T.	50m	Time	Time Behind
=1	4	WILHELM Kiley	LIFE	0.71	(1) 30.02	1:01.39 31.37	
=1	5	GRIMES Katie	SAND	0.58	(3) 30.18	1:01.39 31.21	
3	2	MENESES KOVACS Athena	TEAM	0.69	(2) 30.10	1:02.72 32.62	1.33
4	3	PODKOSCIELNY Julia	PCS	0.66	(5) 30.71	1:02.94 32.23	1.55
5	7	DEBEVER McKenna	AGS	0.65	(6) 30.91	1:03.01 32.10	1.62
6	6	HIGGO Lila	BSS	0.62	(4) 30.49	1:03.35 32.86	1.96
7	8	NEAL Kayman	MAC-NC	0.61	(7) 31.11	1:03.70 32.59	2.31
8	1	DIACONESCU Rebecca	TRA	0.60	(8) 31.13	1:03.96 32.83	2.57

Final A

Rank	Lane	Name	Club Code	R.T.	50m	Time	Time Behind
1	4	SMITH Regan	SUN	0.57	(1) 27.82	57.92 30.10	
2	3	SMOLIGA Olivia	SUN	0.64	(3) 28.98	59.71 30.73	1.79
3	5	HARRIS Medi	WAL	0.65	(2) 28.89	1:00.05 31.16	2.13
4	2	PELAEZ Erika	EA	0.60	(5) 29.27	1:00.12 30.85	2.20
5	6	COX Lauren	GBR	0.55	(4) 29.12	1:00.88 31.76	2.96
6	7	SIMS Bella	SAND	0.69	(6) 30.07	1:01.63 31.56	3.71
7	1	DELOOF Gabby	TNAQ	0.59	(8) 30.36	1:01.79 31.43	3.87
8	8	BERRINO Andrea	ARG	0.60	(7) 30.25	1:02.61 32.36	4.69

Official Timekeeping by Omega





2023 TYR Pro Swim Series

Fort Lauderdale, Florida

March 1 - 4



Event 125

4 MAR 2023 - 6:18 PM

Women's 100m Backstroke

Final

Results

Event Number 25

Final C

Rank	Lane	Name	Club Code	R.T.	50m	Time	Time Behind
1	7	HODGES Macky	SAND	0.63	(1) 30.61	1:03.07 32.46	
2	4	ISLETA Chloe	SUN	0.54	(3) 30.90	1:03.85 32.95	0.78
3	8	SOTOMAYOR Alexia	SAS	0.51	(2) 30.75	1:04.32 33.57	1.25
4	3	NESTY Lillie	GSC-FL	0.71	(5) 31.58	1:04.36 32.78	1.29
5	2	DOBSON Kennedi	EEX	0.64	(4) 31.29	1:04.65 33.36	1.58
6	1	McGRATH Rebecca	CAN	0.72	(6) 31.67	1:04.83 33.16	1.76
7	6	ERLENSDOTTIR Elisabeth	BSS	0.63	(7) 31.72	1:05.02 33.30	1.95

Legend:

AR American Record **R.T.** Reaction Time **US** US Open Record **WJ** World Junior Record
WR World Record

Official Timekeeping by Omega





2023 TYR Pro Swim Series

Fort Lauderdale, Florida

March 1 - 4



Event 126 4 MAR 2023 - 6:25 PM

Men's 100m Backstroke

Final

Results

Event Number 26

	Record	Split	Name	NAT Code	Location	Date
WR	51.60	25.14	CECCON Thomas	ITA	Budapest (HUN)	20 JUN 2022
AR	51.85	25.13	MURPHY Ryan	USA	Rio de Janeiro (BRA)	13 AUG 2016
US	51.94	25.35	PEIRSOL Aaron	USA	Indianapolis, IN (USA)	8 JUL 2009
WJ	52.53	25.53	KOLESNIKOV Kliment	RUS	Glasgow (GBR)	6 AUG 2018

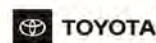
Final B

Rank	Lane	Name	Club Code	R.T.	50m	Time	Time Behind
1	3	MALDARI Caleb	MAC-NC	0.53	(3) 27.42	55.86 28.44	
2	5	PATTERSON Ryan	GW	0.71	(4) 27.59	56.21 28.62	0.35
3	2	NORMAN Aiden	CAN	0.64	(6) 27.75	56.47 28.72	0.61
4	7	JONES Elliott	UN-NT	0.55	(1) 27.16	56.56 29.40	0.70
5	4	SARAVIA Ulises	ARG	0.55	(5) 27.66	56.63 28.97	0.77
6	6	PINFOLD Brett	SHAC	0.51	(8) 28.14	57.41 29.27	1.55
7	8	AHUMADA Maximiliano	FAA	0.56	(7) 27.80	57.79 29.99	1.93
8	1	YUE LAU Shiu	HKG	0.54	(2) 27.27	58.65 31.38	2.79

Final A

Rank	Lane	Name	Club Code	R.T.	50m	Time	Time Behind
1	1	ARMSTRONG Hunter	CAL	0.62	(2) 25.86	52.95 27.09	
2	5	MURPHY Ryan	CAL	0.50	(3) 25.94	53.33 27.39	0.38
3	4	RESS Justin	MVN	0.61	(1) 25.40	53.63 28.23	0.68
4	6	ALBIERO Nicolas	CARD	0.58	(4) 26.39	54.48 28.09	1.53
5	2	NOGUEIRA COSTA Joao	POR	0.56	(8) 26.98	54.79 27.81	1.84
6	7	ACEVEDO Javier	CAN	0.50	(7) 26.61	54.81 28.20	1.86
7	3	MARSHALL Jonny	FASTLE	0.61	(6) 26.60	55.05 28.45	2.10
8	8	THAMES Chris	MAAC	0.60	(5) 26.59	55.48 28.89	2.53

Official Timekeeping by Omega





2023 TYR Pro Swim Series

Fort Lauderdale, Florida

March 1 - 4



Event 126 4 MAR 2023 - 6:25 PM

Men's 100m Backstroke

Final

Results

Event Number 26

Final C

Rank	Lane	Name	Club Code	R.T.	50m	Time	Time Behind
1	4	COURVILLE FORTIN Loic	CAN	0.56	(=2) 27.65	56.67 29.02	
2	6	EDWARDS Alex	ARMY	0.67	(=2) 27.65	57.44 29.79	0.77
3	2	MORALES Yeziel	PUR	0.54	(4) 27.84	57.65 29.81	0.98
4	7	KYSER Landon	BSS	0.59	(7) 28.27	57.93 29.66	1.26
5	5	SPEAKMAN Zach	WAL	0.55	(1) 27.64	58.18 30.54	1.51
6	8	ROLLEN Eli	RCKT	0.69	(5) 28.09	58.23 30.14	1.56
7	1	SMALL Joe	WAL	0.57	(8) 28.43	58.29 29.86	1.62
8	3	STANTON Baylor	GA	0.53	(6) 28.23	58.57 30.34	1.90

Legend:

=	Equal rank	AR	American Record	R.T.	Reaction Time	US	US Open Record
WJ	World Junior Record	WR	World Record				

Official Timekeeping by Omega





2023 TYR Pro Swim Series

Fort Lauderdale, Florida

March 1 - 4



Event 127 4 MAR 2023 - 6:31 PM

Women's 200m Breaststroke

Final

Results

Event Number 27

	Record	Splits	Name	NAT Code	Location	Date
WR	2:18.95	31.64 1:07.06 1:42.48	SCHOENMAKER Tatjana	RSA	Tokyo (JPN)	30 JUL 2021
AR	2:19.59	32.49 1:08.10 1:43.95	SONI Rebecca	USA	London (GBR)	2 AUG 2012
US	2:20.38	31.78 1:06.82 1:43.13	SONI Rebecca	USA	Indianapolis, IN (USA)	11 JUL 2009
WJ	2:19.64	32.10 1:07.59 1:43.52	GUNES Viktoria	TUR	Singapore (SGP)	30 AUG 2015

Final B

Rank	Lane	Name	Club Code	R.T.	50m	100m	150m	Time	Time Behind
1	4	HERKLE Kim Emely	UN-KY	0.75	(2) 34.09	(2) 1:12.69 38.60	(2) 1:51.78 39.09	2:30.40	
2	5	MIGAULT Aurelie	ARMY	0.71	(1) 33.95	(1) 1:12.35 38.40	(1) 1:51.77 39.42	2:32.59	2.19
3	2	KING Abby	WEST	0.72	(5) 35.17	(4) 1:13.89 38.72	(4) 1:53.67 39.78	2:33.89	3.49
4	6	PLAZA Sofia	MAC-NC	0.81	(4) 35.11	(5) 1:14.12 39.01	(5) 1:53.92 39.80	2:34.11	3.71
5	3	KLAMFOTH Avery	MAC-NC	0.73	(3) 34.95	(3) 1:13.51 38.56	(3) 1:53.65 40.14	2:34.35	3.95
6	7	ATEN Danica	SYS-FL	0.71	(7) 36.13	(6) 1:15.57 39.44	(7) 1:55.67 40.10	2:35.35	4.95
7	1	MALYSHEV Ekaterina	WOW	0.67	(8) 36.26	(7) 1:15.68 39.42	(6) 1:55.53 39.85	2:36.59	6.19
8	8	HUNT Grace	YSSC	0.66	(6) 36.09	(8) 1:15.76 39.67	(8) 1:55.93 40.17	2:37.74	7.34

Final A

Rank	Lane	Name	Club Code	R.T.	50m	100m	150m	Time	Time Behind
1	4	KING Lilly	ISC	0.67	(1) 31.95	(1) 1:08.36 36.41	(1) 1:45.73 37.37	2:23.33	
2	5	WOG Kelsey	CAN	0.68	(3) 33.14	(3) 1:10.51 37.37	(2) 1:47.86 37.35	2:25.49	2.16
3	3	LAZOR Annie	ISC	0.68	(5) 33.84	(4) 1:11.17 37.33	(4) 1:49.02 37.85	2:26.96	3.63
4	6	HANLON Kara	GBR	0.69	(2) 32.66	(2) 1:10.22 37.56	(3) 1:48.52 38.30	2:28.42	5.09
5	2	BERNHARDT Rachel	TEAM	0.70	(6) 33.87	(5) 1:11.64 37.77	(5) 1:50.92 39.28	2:29.23	5.90
6	8	ANGUS Sophie	CAN	0.66	(4) 33.63	(6) 1:11.98 38.35	(6) 1:51.25 39.27	2:31.62	8.29
7	1	YAGER Alexis	TNAQ	0.71	(8) 35.00	(7) 1:12.80 37.80	(8) 1:52.49 39.69	2:32.00	8.67
8	7	CIEPLUCHA Tess	TNAQ	0.75	(7) 34.53	(8) 1:13.22 38.69	(7) 1:52.44 39.22	2:32.13	8.80

Official Timekeeping by Omega





2023 TYR Pro Swim Series

Fort Lauderdale, Florida

March 1 - 4



Event 127

4 MAR 2023 - 6:31 PM

Women's 200m Breaststroke

Final

Results

Event Number 27

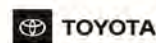
Final C

Rank	Lane	Name	Club Code	R.T.	50m	100m	150m	Time	Time Behind
1	5	RAINEY Grace	MAC-NC	0.75	(1) 33.71	(1) 1:12.56 38.85	(1) 1:52.84 40.28	2:34.77	
2	8	DINEHART Olivia	SOFL	0.62	(2) 35.43	(2) 1:15.83 40.40	(2) 1:57.29 41.46	2:40.00	5.23
3	4	ORTEGA GIL Mariana	MEX	0.67	(3) 35.51	(3) 1:16.01 40.50	(4) 1:58.19 42.18	2:40.12	5.35
4	1	WARNICK Lucy	SAND	0.68	(4) 35.97	(4) 1:16.29 40.32	(3) 1:58.02 41.73	2:40.42	5.65
5	6	LANNING Gracie	BSS	0.69	(8) 36.80	(8) 1:17.79 40.99	(6) 1:59.02 41.23	2:40.49	5.72
6	3	BARTLETT Calysta	UN-CA	0.71	(5) 36.10	(5) 1:16.74 40.64	(5) 1:58.56 41.82	2:41.08	6.31
7	2	SHAHBOZ Gwen	GSC-FL	0.67	(7) 36.43	(6) 1:17.21 40.78	(8) 1:59.21 42.00	2:41.38	6.61
8	7	BRUINING Heidi	UN-NC	0.75	(6) 36.35	(7) 1:17.33 40.98	(7) 1:59.10 41.77	2:42.43	7.66

Legend:

AR American Record R.T. Reaction Time US US Open Record WJ World Junior Record
 WR World Record

Official Timekeeping by Omega





2023 TYR Pro Swim Series

Fort Lauderdale, Florida

March 1 - 4



Event 128 4 MAR 2023 - 6:40 PM

Men's 200m Breaststroke

Final

Results

Event Number 28

	Record	Splits	Name	NAT Code	Location	Date
WR	2:05.95	29.43 1:01.89 1:34.32	STUBBLETY-COOK Zac	AUS	Adelaide (AUS)	19 MAY 2022
AR	2:07.17		PRENOT Josh	USA	Omaha (USA)	30 JUN 2016
US	2:07.17	29.21 1:01.67 1:34.19	PRENOT Josh	USA	Omaha, NE (USA)	30 JUN 2016
WJ	2:09.39	29.58 1:02.58 1:35.92	QIN Haiyang	CHN	Budapest (HUN)	27 JUL 2017

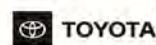
Final B

Rank	Lane	Name	Club Code	R.T.	50m	100m	150m	Time	Time Behind
1	4	DELMAR Ben	MAC-NC	0.69	(4) 31.35	(1) 1:05.62 34.27	(1) 1:40.49 34.87	2:16.06 35.57	
2	5	CHAVEZ GONZALEZ Miguel	MEX	0.67	(8) 31.45	(7) 1:06.69 35.24	(2) 1:41.39 34.70	2:16.54 35.15	0.48
3	3	HORREGO Julio	SOFL	0.69	(=5) 31.36	(4) 1:06.41 35.05	(4) 1:41.86 35.45	2:17.19 35.33	1.13
4	1	BANNISTER Bruce	ARMY	0.66	(3) 31.13	(3) 1:06.17 35.04	(7) 1:42.26 36.09	2:17.71 35.45	1.65
5	2	RANKIN Kohen	ARMY	0.61	(1) 30.92	(2) 1:05.79 34.87	(3) 1:41.50 35.71	2:17.82 36.32	1.76
6	7	DUBAS Mateusz	UN-FL	0.70	(=5) 31.36	(6) 1:06.56 35.20	(5) 1:42.00 35.44	2:18.17 36.17	2.11
7	8	HEARY Liam	SYS-FL	0.71	(2) 30.95	(5) 1:06.54 35.59	(6) 1:42.22 35.68	2:18.63 36.41	2.57
8	6	BOOTH Kyle	WAL	0.64	(7) 31.37	(8) 1:07.10 35.73	(8) 1:42.34 35.24	2:18.67 36.33	2.61

Final A

Rank	Lane	Name	Club Code	R.T.	50m	100m	150m	Time	Time Behind
1	5	LICON Will	TXLA	0.66	(3) 29.97	(2) 1:03.26 33.29	(2) 1:37.12 33.86	2:10.77 33.65	
2	4	McKEE Anton	PRVT	0.66	(1) 29.67	(1) 1:02.78 33.11	(1) 1:36.61 33.83	2:10.86 34.25	0.09
3	6	KALISZ Chase	SUN	0.72	(4) 30.07	(4) 1:04.19 34.12	(4) 1:38.38 34.19	2:12.26 33.88	1.49
4	2	FINK Nic	MAAC	0.76	(2) 29.93	(3) 1:03.59 33.66	(3) 1:38.30 34.71	2:12.65 34.35	1.88
5	3	COPE Tommy	CW	0.62	(7) 30.42	(7) 1:04.63 34.21	(5) 1:39.23 34.60	2:13.73 34.50	2.96
6	1	TAIVASSALO Brayden	CAN	0.64	(8) 30.61	(6) 1:04.45 33.84	(6) 1:39.42 34.97	2:14.54 35.12	3.77
7	7	BUTLER Gregory	GBR	0.72	(6) 30.39	(5) 1:04.44 34.05	(7) 1:39.58 35.14	2:14.66 35.08	3.89
8	8	PILGER Maximilian	ISC	0.64	(5) 30.37	(8) 1:05.59 35.22	(8) 1:41.49 35.90	2:18.37 36.88	7.60

Official Timekeeping by Omega





2023 TYR Pro Swim Series

Fort Lauderdale, Florida

March 1 - 4



Event 128 4 MAR 2023 - 6:40 PM

Men's 200m Breaststroke

Final

Results

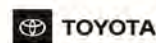
Event Number 28

Final C

Rank	Lane	Name	Club Code	R.T.	50m	100m	150m	Time	Time Behind
1	5	SIMPSON Neil	CAN	0.60	(1) 30.98	(1) 1:06.22 35.24	(1) 1:41.97 35.75	2:19.06 37.09	
2	6	LILLIBRIDGE Dalton	FAA	0.72	(2) 31.60	(3) 1:07.62 36.02	(2) 1:43.63 36.01	2:20.27 36.64	1.21
3	7	CHIAM Cohen	BSS	0.64	(5) 32.00	(4) 1:07.94 35.94	(3) 1:43.82 35.88	2:20.85 37.03	1.79
4	2	MARTIN Giulian	CANE	0.65	(4) 31.99	(6) 1:08.62 36.63	(6) 1:45.10 36.48	2:20.88 35.78	1.82
5	8	RESTO Diego Andres	PUR	0.65	(3) 31.71	(2) 1:07.54 35.83	(4) 1:43.91 36.37	2:21.08 37.17	2.02
6	1	THOMAS Nathan	CAN	0.65	(6) 32.13	(5) 1:08.45 36.32	(5) 1:44.59 36.14	2:21.44 36.85	2.38
7	4	SANDERS Grant	TBAY	0.73	(8) 32.73	(7) 1:08.71 35.98	(7) 1:45.35 36.64	2:21.69 36.34	2.63
8	3	LITHERLAND Jay	SUN	0.74	(7) 32.56	(8) 1:08.90 36.34	(8) 1:46.49 37.59	2:24.49 38.00	5.43

Legend:	=	Equal rank	AR	American Record	R.T.	Reaction Time	US	US Open Record
	WJ	World Junior Record	WR	World Record				

Official Timekeeping by Omega





2023 TYR Pro Swim Series

Fort Lauderdale, Florida

March 1 - 4



Event 129 4 MAR 2023 - 6:48 PM

Women's 100m Butterfly

Final

Results

Event Number 29

	Record	Split	Name	NAT Code	Location	Date
WR	55.48	26.01	SJOESTROEM Sarah	SWE	Rio de Janeiro (BRA)	7 AUG 2016
AR	55.64	25.72	HUSKE Torri	USA	Budapest (HUN)	19 JUN 2022
US	55.66	25.72	HUSKE Torri	USA	Omaha, NE (USA)	14 JUN 2021
WJ	56.43	25.64	CURZAN Claire	USA	Cary (USA)	14 MAY 2021

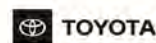
Final B

Rank	Lane	Name	Club Code	R.T.	50m	Time	Time Behind
1	5	MENESES KOVACS Athena	TEAM	0.66	(1) 27.73	59.58 31.85	
2	4	MATA COCCO Maria Jose	MEX	0.66	(4) 28.66	1:00.19 31.53	0.61
3	3	PACHECO CUNHA Mariana	POR	0.71	(3) 28.63	1:00.82 32.19	1.24
4	2	GERSPER Aspen	SAS	0.65	(2) 28.56	1:01.04 32.48	1.46
5	6	ARROYO CUARA Laura Sofia	MEX	0.65	(6) 28.80	1:01.06 32.26	1.48
6	1	MONTEIRO Ana Catarina	POR	0.65	(7) 28.94	1:01.58 32.64	2.00
7	8	SAUICKIE Addison	SYS-FL	0.66	(5) 28.78	1:01.69 32.91	2.11
8	7	BECERRA QUINTANILLA Valentina	SMU	0.69	(8) 29.25	1:01.74 32.49	2.16

Final A

Rank	Lane	Name	Club Code	R.T.	50m	Time	Time Behind
1	4	SMITH Regan	SUN	0.67	(1) 27.00	56.60 29.60	
2	5	SAVARD Katerine	CAN	0.62	(5) 27.49	58.63 31.14	2.03
3	3	JANSEN Ella	CAN	0.68	(3) 27.37	58.93 31.56	2.33
4	6	HINDS Natalie	GSC-FL	0.64	(2) 27.21	59.16 31.95	2.56
5	2	CANNINGS Kamryn	CAN	0.68	(7) 28.42	59.62 31.20	3.02
6	7	JONES Harriet	WAL	0.68	(4) 27.44	59.63 32.19	3.03
7	1	GINGRICH Leah	HURR	0.69	(8) 28.80	1:00.37 31.57	3.77
8	8	WILHELM Kiley	LIFE	0.70	(6) 27.82	1:00.49 32.67	3.89

Official Timekeeping by Omega





2023 TYR Pro Swim Series

Fort Lauderdale, Florida

March 1 - 4



Event 129 4 MAR 2023 - 6:48 PM

Women's 100m Butterfly

Final

Results

Event Number 29

Final C

Rank	Lane	Name	Club Code	R.T.	50m	Time	Time Behind
1	3	GRIMES Katie	SAND	0.53	(4) 28.73	1:00.28 31.55	
2	4	DERIVAUX Audrey	JW	0.79	(3) 28.19	1:01.30 33.11	1.02
=3	6	BANOS Samantha	UCSB	0.68	(6) 28.82	1:01.46 32.64	1.18
=3	8	LYN Sabrina	BSS	0.66	(1) 28.12	1:01.46 33.34	1.18
5	5	CLARK Maxine	CAN	0.73	(7) 29.23	1:01.65 32.42	1.37
6	2	DONLAN Molly	MAC-NC	0.72	(5) 28.78	1:01.89 33.11	1.61
7	1	MASSEY Ashlyn	CAN	0.71	(8) 29.25	1:01.90 32.65	1.62
8	7	LYON Lily	MWA	0.62	(2) 28.14	1:02.44 34.30	2.16

Legend:

AR American Record **R.T.** Reaction Time **US** US Open Record **WJ** World Junior Record
WR World Record

Official Timekeeping by Omega





2023 TYR Pro Swim Series

Fort Lauderdale, Florida

March 1 - 4



Event 130

4 MAR 2023 - 6:55 PM

Men's 100m Butterfly

Final

Results

Event Number 30

	Record	Split	Name	NAT Code	Location	Date
WR	49.45	23.00	DRESSEL Caeleb	USA	Tokyo (JPN)	31 JUL 2021
AR	49.45	23.00	DRESSEL Caeleb	USA	Tokyo (JPN)	30 JUL 2021
US	49.76	23.31	DRESSEL Caeleb	USA	Omaha, NE (USA)	18 JUN 2021
WJ	50.62	23.85	MILAK Kristof	HUN	Budapest (HUN)	29 JUL 2017

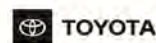
Final B

Rank	Lane	Name	Club Code	R.T.	50m	Time	Time Behind
1	5	KUSCH Marius	ISC	0.68	(2) 24.76	52.86 28.10	
2	6	MOTA Kayky	BRA	0.64	(7) 25.21	52.89 27.68	0.03
3	3	ALBIERO Nicolas	CARD	0.63	(4) 25.04	52.94 27.90	0.08
4	4	MURPHY Ryan	CAL	0.61	(5) 25.13	53.06 27.93	0.20
5	7	FRASER Lewis	WAL	0.59	(1) 24.38	53.10 28.72	0.24
6	2	BALBI Diego	SAS	0.70	(8) 25.58	53.49 27.91	0.63
7	8	SIVEC Vili	UN-CC	0.62	(3) 24.99	53.68 28.69	0.82
8	1	ALTAMIR Luiz	BRA	0.64	(6) 25.14	53.77 28.63	0.91

Final A

Rank	Lane	Name	Club Code	R.T.	50m	Time	Time Behind
1	4	CASAS Shaine	TXLA	0.63	(1) 23.54	50.80 27.26	
2	6	KHARUN Ilya	SAND	0.69	(5) 24.63	51.54 26.91	0.74
3	3	ANDREW Michael	MASA	0.68	(2) 24.05	51.80 27.75	1.00
4	2	JULIAN Trenton	MVN	0.69	(4) 24.59	52.15 27.56	1.35
5	5	HARTING Zach	CARD	0.66	(7) 24.67	52.19 27.52	1.39
6	8	WINKLER Kaii	EA	0.68	(6) 24.64	52.64 28.00	1.84
7	1	MATOS RIBEIRO Diogo	POR	0.64	(3) 24.54	52.85 28.31	2.05
8	7	INGRAM Jamie	GBR	0.72	(8) 24.74	53.00 28.26	2.20

Official Timekeeping by Omega





2023 TYR Pro Swim Series

Fort Lauderdale, Florida

March 1 - 4



Event 130 4 MAR 2023 - 6:55 PM

Men's 100m Butterfly

Final

Results

Event Number 30

Final C

Rank	Lane	Name	Club Code	R.T.	50m	Time	Time Behind
1	3	IGA Jorge	PRVT	0.68	(3) 25.25	53.73 28.48	
2	5	CARSWELL Tom	WAL	0.67	(1) 24.99	53.96 28.97	0.23
3	6	PINTO URBANA Ascanio Fernandez	MEX	0.62	(4) 25.50	54.07 28.57	0.34
4	8	SMILEY Dylan	MCDA	0.63	(2) 25.16	54.08 28.92	0.35
5	7	RUVALCABA CRUZ Hector	TAMU	0.64	(6) 25.75	54.58 28.83	0.85
6	1	URBINA PRIETO Ricardo	MEX	0.66	(=7) 25.92	54.82 28.90	1.09
7	2	MOUSSALEM Iago	MAAC	0.62	(=7) 25.92	55.00 29.08	1.27
8	4	RICHARDS Matthew	WAL	0.61	(5) 25.61	55.27 29.66	1.54

Legend:

=	Equal rank	AR	American Record	R.T.	Reaction Time	US	US Open Record
WJ	World Junior Record	WR	World Record				

Official Timekeeping by Omega





2023 TYR Pro Swim Series

Fort Lauderdale, Florida

March 1 - 4



Event 131 4 MAR 2023 - 7:01 PM

Women's 200m Individual Medley

Final

Results

Event Number 31

	Record	Splits	Name	NAT Code	Location	Date
WR	2:06.12	27.30 58.94 1:35.64	HOSSZU Katinka	HUN	Kazan (RUS)	3 AUG 2015
AR	2:06.15	27.72 59.24 1:36.31	KUKORS Ariana	USA	Rome (ITA)	27 JUL 2009
US	2:07.84	27.62 1:00.23 1:37.08	WALSH Alex	USA	Greensboro, NC (USA)	30 APR 2022
WJ	2:08.70	27.26 59.78 1:38.89	McINTOSH Summer	USA	Birmingham (GBR)	1 AUG 2022

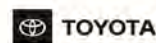
Final B

Rank	Lane	Name	Club Code	R.T.	50m	100m	150m	Time	Time Behind
1	3	WEYANT Gracie	SYS-FL	0.71	(6) 30.27	(3) 1:04.98 34.71	(2) 1:45.69 40.71	2:17.24	
2	7	ROMANO Kristen	PUR	0.76	(1) 29.46	(4) 1:05.11 35.65	(1) 1:45.28 40.17	2:18.05	0.81
3	1	MAJOR Scarlet	WAL	0.69	(8) 30.97	(2) 1:04.93 33.96	(5) 1:46.36 41.43	2:18.49	1.25
4	5	KLAMFOTH Avery	MAC-NC	0.73	(7) 30.71	(8) 1:06.01 35.30	(3) 1:45.91 39.90	2:18.59	1.35
5	8	PEROTTI Florencia	ARG	0.70	(5) 30.20	(6) 1:05.42 35.22	(6) 1:46.42 41.00	2:18.92	1.68
6	6	ISLETA Chloe	SUN	0.68	(3) 29.83	(1) 1:04.74 34.91	(7) 1:46.64 41.90	2:19.57	2.33
7	2	PODKOSCIELNY Julia	PCS	0.76	(4) 30.14	(5) 1:05.23 35.09	(4) 1:46.34 41.11	2:19.66	2.42
8	4	MATTES Michaela	SYS-FL	0.83	(2) 29.58	(7) 1:05.85 36.27	(8) 1:49.83 43.98	2:23.13	5.89

Final A

Rank	Lane	Name	Club Code	R.T.	50m	100m	150m	Time	Time Behind
1	4	McINTOSH Summer	SYS-FL	0.76	(1) 27.14	(1) 59.53 32.39	(1) 1:38.10 38.57	2:08.08	WJ
2	5	HARVEY Maria Sophie	CAN	0.73	(4) 28.85	(5) 1:03.93 35.08	(2) 1:41.38 37.45	2:11.94	3.86
3	3	GRIMES Katie	SAND	0.55	(3) 28.82	(3) 1:02.45 33.63	(4) 1:42.89 40.44	2:12.66	4.58
4	6	IVEY Isabel	UN-FL	0.72	(2) 28.27	(2) 1:01.98 33.71	(3) 1:41.97 39.99	2:13.70	5.62
5	2	WOG Kelsey	CAN	0.67	(6) 29.58	(7) 1:06.19 36.61	(6) 1:43.68 37.49	2:15.38	7.30
6	7	ANDISON Bailey	CAN	0.73	(7) 29.60	(6) 1:04.77 35.17	(5) 1:43.52 38.75	2:16.01	7.93
7	8	DEBEVER McKenna	AGS	0.69	(5) 29.08	(4) 1:03.74 34.66	(7) 1:43.87 40.13	2:16.65	8.57
8	1	CIEPLUCHA Tess	TNAQ	0.76	(8) 30.49	(8) 1:06.52 36.03	(8) 1:46.00 39.48	2:17.91	9.83

Official Timekeeping by Omega





2023 TYR Pro Swim Series

Fort Lauderdale, Florida

March 1 - 4



Event 131 4 MAR 2023 - 7:01 PM

Women's 200m Individual Medley

Final

Results

Event Number 31

Final C

Rank	Lane	Name	Club Code	R.T.	50m	100m	150m	Time	Time Behind
1	6	FRANK Nicole	UN-FG	0.66	(1) 29.40	(2) 1:04.93 35.53	(1) 1:45.16 40.23	2:18.14 32.98	
2	4	HERKLE Kim Emely	UN-KY	0.76	(6) 30.84	(6) 1:07.66 36.82	(2) 1:46.72 39.06	2:19.35 32.63	1.21
3	5	DOBSON Kennedi	EEX	0.68	(3) 30.16	(3) 1:05.95 35.79	(3) 1:47.80 41.85	2:19.89 32.09	1.75
4	7	HODGES Macky	SAND	0.70	(2) 29.98	(1) 1:04.83 34.85	(6) 1:48.69 43.86	2:19.91 31.22	1.77
5	3	PENNY Hayden	YSSC	0.74	(7) 30.87	(5) 1:06.71 35.84	(4) 1:47.83 41.12	2:19.93 32.10	1.79
6	2	del RIO BROWN Portia	PUR	0.71	(4) 30.41	(4) 1:06.56 36.15	(5) 1:48.12 41.56	2:20.78 32.66	2.64
7	8	PLAZA Sofia	MAC-NC	0.84	(8) 31.08	(7) 1:08.21 37.13	(7) 1:49.04 40.83	2:21.75 32.71	3.61
8	1	BANOS Samantha	UCSB	0.71	(5) 30.78	(8) 1:12.98 42.20	(8) 1:58.08 45.10	2:32.44 34.36	14.30

Legend:

AR American Record **R.T.** Reaction Time **US** US Open Record **WJ** World Junior Record
WR World Record

Official Timekeeping by Omega





2023 TYR Pro Swim Series

Fort Lauderdale, Florida

March 1 - 4



Event 132 4 MAR 2023 - 7:09 PM

Men's 200m Individual Medley

Final

Results

Event Number 32

	Record	Splits			Name	NAT Code	Location	Date
WR	1:54.00	24.89	53.48	1:26.51	LOCHTE Ryan	USA	Shanghai (CHN)	28 JUL 2011
AR	1:54.00	24.89	53.48	1:26.51	LOCHTE Ryan	USA	Shanghai (CHN)	28 JUL 2011
US	1:54.56	24.78	53.45	1:26.88	LOCHTE Ryan	USA	Indianapolis, IN (USA)	10 JUL 2009
WJ	1:56.99	24.74	53.90	1:28.95	KOS Hubert	HUN	Budapest (HUN)	19 MAY 2021

Final B

Rank	Lane	Name	Club Code	R.T.	50m	100m	150m	Time	Time Behind
1	3	RILEY William	WAL	0.67	(8) 27.69	(3) 58.53 30.84	(4) 1:35.19 36.66	2:03.79 28.60	
2	6	LANCASTER Carter	BSS	0.67	(1) 25.59	(2) 57.33 31.74	(1) 1:34.38 37.05	2:04.15 29.77	0.36
3	4	WIGGINTON Lorne	CAN	0.64	(2) 26.62	(4) 58.78 32.16	(2) 1:34.71 35.93	2:04.25 29.54	0.46
4	5	STANTON Baylor	GA	0.65	(3) 26.70	(1) 57.32 30.62	(3) 1:35.09 37.77	2:04.72 29.63	0.93
5	8	GRIESHOP Sean	CAL	0.67	(4) 26.87	(5) 58.80 31.93	(5) 1:35.88 37.08	2:05.06 29.18	1.27
6	7	POLYAK Joe	IFLY	0.63	(5) 27.26	(7) 1:00.07 32.81	(6) 1:38.24 38.17	2:07.73 29.49	3.94
7	2	HEARY Liam	SYS-FL	0.71	(7) 27.67	(8) 1:02.54 34.87	(8) 1:38.91 36.37	2:08.60 29.69	4.81
8	1	AYERS Alex	MAC-NC	0.74	(6) 27.30	(6) 59.92 32.62	(7) 1:38.25 38.33	2:08.61 30.36	4.82

Final A

Rank	Lane	Name	Club Code	R.T.	50m	100m	150m	Time	Time Behind
1	2	KALISZ Chase	SUN	0.71	(3) 26.01	(4) 56.99 30.98	(1) 1:30.19 33.20	1:58.32 28.13	
2	3	SMITH Kieran	RAC	0.67	(2) 25.98	(=2) 56.92 30.94	(2) 1:31.88 34.96	2:00.13 28.25	1.81
3	4	KNOX Finlay	CAN	0.68	(1) 25.42	(=2) 56.92 31.50	(4) 1:31.99 35.07	2:01.02 29.03	2.70
4	5	PERIBONIO AVILA Tom	FASTFL	0.64	(6) 26.19	(5) 57.20 31.01	(3) 1:31.92 34.72	2:01.34 29.42	3.02
5	8	LITHERLAND Jay	SUN	0.72	(5) 26.14	(1) 56.75 30.61	(5) 1:33.12 36.37	2:02.05 28.93	3.73
6	6	LICON Will	TXLA	0.65	(8) 26.85	(8) 59.70 32.85	(6) 1:33.81 34.11	2:03.00 29.19	4.68
7	7	SZARANEK Mark	GSC-FL	0.68	(7) 26.26	(7) 58.39 32.13	(8) 1:34.79 36.40	2:03.69 28.90	5.37
8	1	SANDERS Grant	TBAY	0.73	(4) 26.13	(6) 57.77 31.64	(7) 1:34.77 37.00	2:05.40 30.63	7.08

Official Timekeeping by Omega





2023 TYR Pro Swim Series

Fort Lauderdale, Florida

March 1 - 4



Event 132 4 MAR 2023 - 7:09 PM

Men's 200m Individual Medley

Final

Results

Event Number 32

Final C

Rank	Lane	Name	Club Code	R.T.	50m	100m	150m	Time	Time Behind
1	2	LANZAFAME Salvatore	AZFL	0.66	(1) 26.51	(2) 1:00.80 34.29	(1) 1:37.56 36.76	2:07.93 30.37	
2	6	KNOP Amadeusz	SYS-FL	0.67	(3) 27.10	(1) 57.90 30.80	(4) 1:37.86 39.96	2:08.07 30.21	0.14
3	5	VALDEZ Kyle	UN-AZ	0.65	(6) 28.25	(4) 1:01.32 33.07	(3) 1:37.74 36.42	2:08.26 30.52	0.33
4	3	ARRESE-IGOR Aitor	SAS	0.62	(5) 27.32	(3) 1:01.28 33.96	(2) 1:37.57 36.29	2:08.57 31.00	0.64
5	4	PINFOLD Brett	SHAC	0.73	(2) 27.05	(5) 1:01.55 34.50	(7) 1:41.56 40.01	2:08.77 27.21	0.84
6	7	FEDDAG Hocine	CAN	0.70	(4) 27.15	(6) 1:01.66 34.51	(5) 1:40.69 39.03	2:10.17 29.48	2.24
7	8	DERANI Victor	BSS	0.70	(7) 28.44	(7) 1:04.26 35.82	(6) 1:41.28 37.02	2:12.57 31.29	4.64
	1	HOLTY Nathan	OSU					DNS	

Legend:

=	Equal rank	AR	American Record	DNS	Did Not Start	R.T.	Reaction Time
US	US Open Record	WJ	World Junior Record	WR	World Record		

Official Timekeeping by Omega





2023 TYR Pro Swim Series

Fort Lauderdale, Florida

March 1 - 4



Event 132 4 MAR 2023

Men's 200m Individual Medley

Medallists

Medal	Name	Club
GOLD	KALISZ Chase	SUN - Sun Devil Swimming
SILVER	SMITH Kieran	RAC - Ridgefield Aquatic Club
BRONZE	KNOX Finlay	CAN - Swimming Canada

Official Timekeeping by Omega





2023 TYR Pro Swim Series

Fort Lauderdale, Florida

March 1 - 4



Event 133

4 MAR 2023 - 7:17 PM

Women's 50m Freestyle

Final

Results

Event Number 33

	Record	Name	NAT Code	Location	Date
WR	23.67	SJOESTROEM Sarah	SWE	Budapest (HUN)	29 JUL 2017
AR	23.97	MANUEL Simone	USA	Budapest (HUN)	30 JUL 2017
US	24.08	BLUME Pernille	USA	Indianapolis, IN (USA)	1 JUN 2019
WJ	24.17	CURZAN Claire	USA	Cary (USA)	14 MAY 2021

Final B

Rank	Lane	Name	Club Code	R.T.	Time	Time Behind
1	4	LARSEN Caroline	FOXJ	0.70	25.56	
2	5	HINDS Natalie	GSC-FL	0.65	25.80	0.24
3	3	BERRINO Andrea	ARG	0.71	25.82	0.26
4	6	NESTY Lillie	GSC-FL	0.73	25.86	0.30
5	8	CLARK Imogen	GBR	0.65	26.01	0.45
6	1	SUTTON Rebecca	WAL	0.65	26.10	0.54
7	2	KENNEDY Madison	SCSCSC	0.73	26.14	0.58
8	7	DELOOF Gabby	TNAQ	0.69	26.33	0.77

Final A

Rank	Lane	Name	Club Code	R.T.	Time	Time Behind
1	4	WEITZEIL Abbey	CAL	0.66	24.40	
2	5	WASICK Kasia	TRA	0.73	24.68	0.28
3	3	HAUGHEY Siobhan Bernadette	HKG	0.70	24.85	0.45
4	6	KEPP JENSEN Julie	DEN	0.66	25.08	0.68
5	1	MANUEL Simone	SUN	0.71	25.18	0.78
6	2	BROWN Erika	TNAQ	0.70	25.23	0.83
7	8	SMOLIGA Olivia	SUN	0.69	25.32	0.92
8	7	PELAEZ Erika	EA	0.66	25.53	1.13

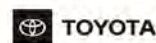
Final C

Rank	Lane	Name	Club Code	R.T.	Time	Time Behind
1	8	SIMS Bella	SAND	0.55	26.12	
2	4	GERSPER Aspen	SAS	0.66	26.13	0.01
3	6	DALEY Elan	CAN	0.68	26.25	0.13
=4	1	MEYERS-LABENZ Kate	BSS	0.61	26.28	0.16
=4	7	OWEN Sarah Paisley	MAAC	0.69	26.28	0.16
6	2	DIACONESCU Rebecca	TRA	0.70	26.33	0.21
7	5	SAUICKIE Addison	SYS-FL	0.69	26.64	0.52
8	3	BOZZUTO Aly	FASTFG	0.62	26.69	0.57

Legend:

AR American Record **R.T.** Reaction Time **US** US Open Record **WJ** World Junior Record
WR World Record

Official Timekeeping by Omega





2023 TYR Pro Swim Series

Fort Lauderdale, Florida

March 1 - 4



Event 134

4 MAR 2023 - 7:22 PM

Men's 50m Freestyle

Final

Results

Event Number 34

	Record	Name	NAT Code	Location	Date
WR	20.91	CIELO FILHO Cesar	BRA	Sao Paulo (BRA)	18 DEC 2009
AR	20.91	CIELO FILHO Cesar	BRA	Sao Paulo (BRA)	18 DEC 2009
US	21.04	DRESSEL Caeleb	USA	Omaha, NE (USA)	20 JUN 2021
WJ	21.75	ANDREW Michael	USA	Indianapolis (USA)	25 AUG 2017
=WJ	21.75	ANDREW Michael	USA	Indianapolis (USA)	26 AUG 2017

Final B

Rank	Lane	Name	Club Code	R.T.	Time	Time Behind
1	3	WINKLER Kaii	EA	0.65	22.49	
2	4	MATOS RIBEIRO Diogo	POR	0.64	22.51	0.02
3	6	DUSA Matej	QU	0.59	22.60	0.11
=4	1	RATIU George	UN-CA	0.63	22.90	0.41
=4	7	KIBLER Drew	CSC-IN	0.63	22.90	0.41
6	5	SKINNER Xander	SUN	0.64	22.94	0.45
7	2	HARLOW Owen	ARMY	0.65	23.00	0.51
8	8	HEIDRICH Jerome	MVN	0.65	23.04	0.55

Final A

Rank	Lane	Name	Club Code	R.T.	Time	Time Behind
1	3	MESTRE Alberto	UN-FL	0.68	22.04	
2	4	ANDREW Michael	MASA	0.70	22.06	0.02
3	2	HELD Ryan	NYAC	0.62	22.19	0.15
4	7	DUARTE NASCIMENTO Miguel	POR	0.59	22.24	0.20
5	6	CARTER Dylan	ISC	0.69	22.27	0.23
6	5	YENTOU HO Ian	HKG	0.59	22.30	0.26
7	8	GUIMARES ALCARA Victor	BRA	0.65	22.38	0.34
8	1	RICHARDS Matthew	WAL	0.62	22.48	0.44

Final C

Rank	Lane	Name	Club Code	R.T.	Time	Time Behind
1	4	HUEY Bryson	UN-CA	0.59	22.86	
2	7	FRASER Lewis	WAL	0.60	22.92	0.06
3	5	SANTISO Matias	ARG	0.65	23.16	0.30
4	8	WHITE Liam	WAL	0.63	23.23	0.37
5	1	BOUWMAN Leif	JDST	0.67	23.25	0.39
6	2	KRAVCHENKO Drew	BSS	0.67	23.49	0.63
7	6	IGA Jorge	PRVT	0.67	23.52	0.66
8	3	CARSWELL Tom	WAL	0.70	24.88	2.02

Legend:

= Equal record **AR** American Record **R.T.** Reaction Time **US** US Open Record
WJ World Junior Record **WR** World Record

Official Timekeeping by Omega





2023 TYR Pro Swim Series

Fort Lauderdale, Florida

March 1 - 4



Event 133 4 MAR 2023

Women's 50m Freestyle

Medallists

Medal	Name	Club
GOLD	WEITZEIL Abbey	CAL - California Aquatics
SILVER	WASICK Kasia	TRA - Team Rebel Aquatics
BRONZE	HAUGHEY Siobhan Bernadette	HKG - Hong Kong

Official Timekeeping by Omega





2023 TYR Pro Swim Series

Fort Lauderdale, Florida

March 1 - 4



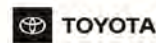
Event 134 4 MAR 2023

Men's 50m Freestyle

Medallists

Medal	Name	Club
GOLD	MESTRE Alberto	UN-FL - Unattached U Of Florida
SILVER	ANDREW Michael	MASA - MA Swim Academy
BRONZE	HELD Ryan	NYAC - New York Athletic Club

Official Timekeeping by Omega





2023 TYR Pro Swim Series

Fort Lauderdale, Florida

March 1 - 4

Swimming



Medallists by Event

As of SAT 4 MAR 2023 at 20:02
After 34 of 34 Events

Event	Date	Medal	Name	Club Code
Women's 50m Freestyle	4 MAR 2023	GOLD	WEITZEIL Abbey	CAL
		SILVER	WASICK Kasia	TRA
		BRONZE	HAUGHEY Siobhan Bernadette	HKG
Women's 100m Freestyle	2 MAR 2023	GOLD	WEITZEIL Abbey	CAL
		SILVER	LEDECKY Katie	GSC-FL
		BRONZE	BROWN Erika	TNAQ
Women's 200m Freestyle	3 MAR 2023	GOLD	McINTOSH Summer	SYS-FL
		SILVER	LEDECKY Katie	GSC-FL
		BRONZE	HAUGHEY Siobhan Bernadette	HKG
Women's 400m Freestyle	2 MAR 2023	GOLD	GRIMES Katie	SAND
		SILVER	HAUGHEY Siobhan Bernadette	HKG
		BRONZE	WEINSTEIN Claire	SAND
Women's 800m Freestyle	4 MAR 2023	GOLD	LEDECKY Katie	GSC-FL
		SILVER	WEINSTEIN Claire	SAND
		BRONZE	MATTES Michaela	SYS-FL
Women's 1500m Freestyle	1 MAR 2023	GOLD	GRIMES Katie	SAND
		SILVER	SIMS Bella	SAND
		BRONZE	WEINSTEIN Claire	SAND
Women's 50m Backstroke	2 MAR 2023	GOLD	SMITH Regan	SUN
		SILVER	COX Lauren	GBR
		BRONZE	HARRIS Medi	WAL
Women's 100m Backstroke	4 MAR 2023	GOLD	SMITH Regan	SUN
		SILVER	SMOLIGA Olivia	SUN
		BRONZE	HARRIS Medi	WAL
Women's 200m Backstroke	3 MAR 2023	GOLD	SMITH Regan	SUN
		SILVER	GRIMES Katie	SAND
		BRONZE	PELAEZ Erika	EA
Women's 50m Breaststroke	3 MAR 2023	GOLD	KING Lilly	ISC
		SILVER	CLARK Imogen	GBR
		BRONZE	HAUGHEY Siobhan Bernadette	HKG
		BRONZE	BERNHARDT Rachel	TEAM
Women's 100m Breaststroke	2 MAR 2023	GOLD	KING Lilly	ISC
		SILVER	HANLON Kara	GBR
		BRONZE	CLARK Imogen	GBR
Women's 200m Breaststroke	4 MAR 2023	GOLD	KING Lilly	ISC
		SILVER	WOG Kelsey	CAN
		BRONZE	LAZOR Annie	ISC
Women's 50m Butterfly	3 MAR 2023	GOLD	WEITZEIL Abbey	CAL
		GOLD	BECKMANN Emilie	DEN
		BRONZE	SAVARD Katerine	CAN
		BRONZE	HINDS Natalie	GSC-FL
Women's 100m Butterfly	4 MAR 2023	GOLD	SMITH Regan	SUN
		SILVER	SAVARD Katerine	CAN
		BRONZE	JANSEN Eila	CAN
Women's 200m Butterfly	2 MAR 2023	GOLD	McINTOSH Summer	SYS-FL
		SILVER	SIMS Bella	SAND
		BRONZE	MATA COCCO Maria Jose	MEX
Women's 200m Individual Medley	4 MAR 2023	GOLD	McINTOSH Summer	SYS-FL
		SILVER	HARVEY Maria Sophie	CAN
		BRONZE	GRIMES Katie	SAND

Official Timekeeping by Omega





2023 TYR Pro Swim Series

Fort Lauderdale, Florida

March 1 - 4

Swimming

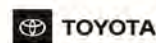


Medallists by Event

As of SAT 4 MAR 2023 at 20:02
After 34 of 34 Events

Event	Date	Medal	Name	Club Code
Women's 400m Individual Medley	3 MAR 2023	GOLD	LEDECKY Katie	GSC-FL
		SILVER	JANSEN Ella	CAN
		BRONZE	CIEPLUCHA Tess	TNAQ
Men's 50m Freestyle	4 MAR 2023	GOLD	MESTRE Alberto	UN-FL
		SILVER	ANDREW Michael	MASA
		BRONZE	HELD Ryan	NYAC
Men's 100m Freestyle	2 MAR 2023	GOLD	CARTER Dylan	ISC
		SILVER	RICHARDS Matthew	WAL
		BRONZE	ARMSTRONG Hunter	CAL
Men's 200m Freestyle	3 MAR 2023	GOLD	RICHARDS Matthew	WAL
		SILVER	SMITH Kieran	RAC
		BRONZE	ALTAMIR Luiz	BRA
		BRONZE	CASAS Shaine	TXLA
Men's 400m Freestyle	2 MAR 2023	GOLD	HAFNAOUI Ahmed Ayoub	TUN
		SILVER	EL KAMASH Marwan	EGY
		BRONZE	SMITH Kieran	RAC
Men's 800m Freestyle	4 MAR 2023	GOLD	HAFNAOUI Ahmed Ayoub	TUN
		SILVER	EL KAMASH Marwan	EGY
		BRONZE	JERVIS Daniel	WAL
Men's 1500m Freestyle	1 MAR 2023	GOLD	HAFNAOUI Ahmed Ayoub	TUN
		SILVER	EL KAMASH Marwan	EGY
		BRONZE	FINKE Bobby	SPA-FL
Men's 50m Backstroke	2 MAR 2023	GOLD	RESS Justin	MVN
		SILVER	ARMSTRONG Hunter	CAL
		BRONZE	CASAS Shaine	TXLA
Men's 100m Backstroke	4 MAR 2023	GOLD	ARMSTRONG Hunter	CAL
		SILVER	MURPHY Ryan	CAL
		BRONZE	RESS Justin	MVN
Men's 200m Backstroke	3 MAR 2023	GOLD	MURPHY Ryan	CAL
		SILVER	KALISZ Chase	SUN
		BRONZE	LITHERLAND Jay	SUN
Men's 50m Breaststroke	3 MAR 2023	GOLD	ANDREW Michael	MASA
		SILVER	FINK Nic	MAAC
		BRONZE	COPE Tommy	CW
Men's 100m Breaststroke	2 MAR 2023	GOLD	FINK Nic	MAAC
		SILVER	ANDREW Michael	MASA
		BRONZE	MILLER Cody	SAND
Men's 200m Breaststroke	4 MAR 2023	GOLD	LICON Will	TXLA
		SILVER	McKEE Anton	PRVT
		BRONZE	KALISZ Chase	SUN
Men's 50m Butterfly	3 MAR 2023	GOLD	CARTER Dylan	ISC
		GOLD	ANDREW Michael	MASA
		BRONZE	CASAS Shaine	TXLA
Men's 100m Butterfly	4 MAR 2023	GOLD	CASAS Shaine	TXLA
		SILVER	KHARUN Ilya	SAND
		BRONZE	ANDREW Michael	MASA
Men's 200m Butterfly	2 MAR 2023	GOLD	KHARUN Ilya	SAND
		SILVER	JULIAN Trenton	MVN
		BRONZE	KALISZ Chase	SUN

Official Timekeeping by Omega





2023 TYR Pro Swim Series

Fort Lauderdale, Florida

March 1 - 4

Swimming



Medallists by Event

As of SAT 4 MAR 2023 at 20:02
After 34 of 34 Events

Event	Date	Medal	Name	Club Code
Men's 200m Individual Medley	4 MAR 2023	GOLD	KALISZ Chase	SUN
		SILVER	SMITH Kieran	RAC
		BRONZE	KNOX Finlay	CAN
Men's 400m Individual Medley	3 MAR 2023	GOLD	FINKE Bobby	SPA-FL
		SILVER	WIGGINTON Lorne	CAN
		BRONZE	SANDERS Grant	TBAY

Official Timekeeping by Omega

