

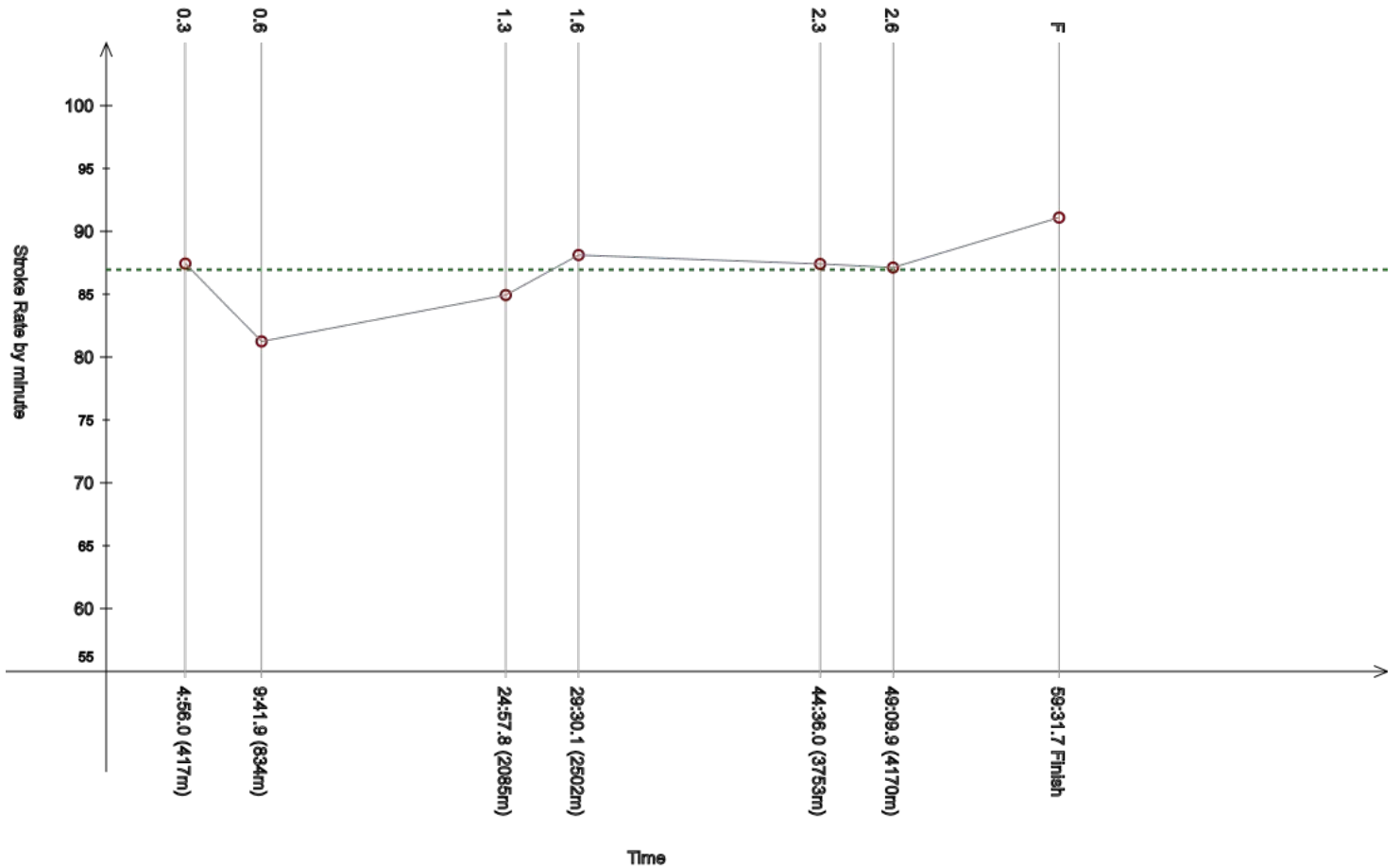
Event 103
18 JUL 2023 - 8:00

5km Women
5km - femmes

Race Analysis

Analyse de la course

Rank	Bib	Name	NAT Code					Finish Time	Gap							
1	3	BECK Leonie	GER					59:31.7								
Lap	Time	Rank	Gap	SPM	Lap	Time	Rank	Gap	SPM	Lap	Time	Rank	Gap	SPM	SPM	STC
0.3	4:56.0	(17)	+9.1	87.4	0.6	9:41.9	(=21)	+14.3	81.3	1	-	-	-	-		
						4:45.9					-	-	-			
1.3	24:57.8	(11)	+13.4	84.9	1.6	29:30.1	(=6)	+15.0	88.1	2	-	-	-		87.0	5177
						4:32.3					-	-	-			
2.3	44:36.0	(3)	+3.5	87.4	2.6	49:09.9	(6)	+3.8	87.1	F	59:31.7	(1)		91.1		
						4:33.9					10:21.8					



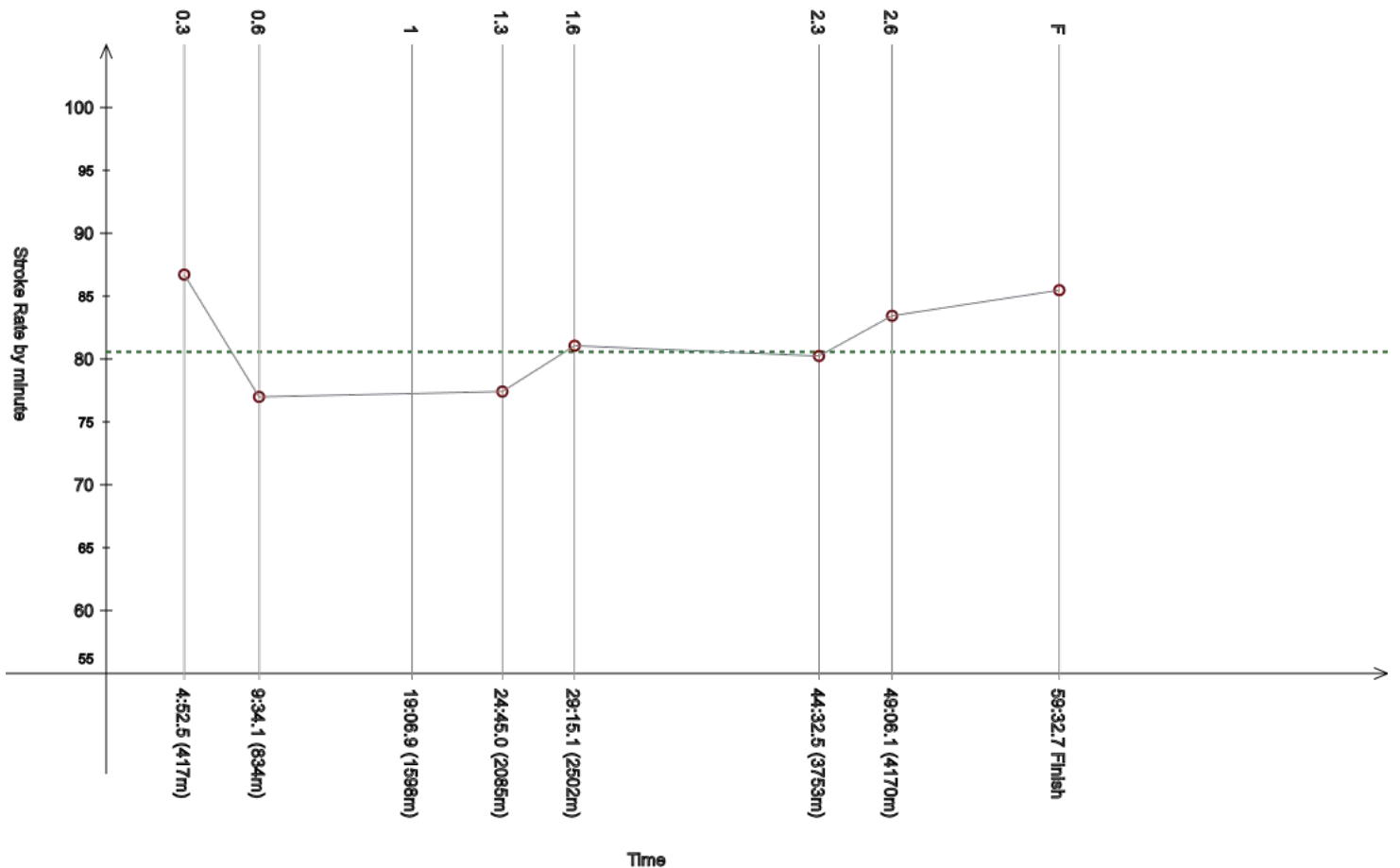
Legend:	+	Gap or time behind	-	Information not available	---	Stroke Rate Average
	F	Finish	SPM	Average strokes per minute	STC	Total strokes

Official Timekeeping by OMEGA

Event 103
18 JUL 2023 - 8:00
5km Women
5km - femmes
Race Analysis
 Analyse de la course

Rank	Bib	Name	NAT Code	Finish Time	Gap
2	28	van ROUWENDAAL Sharon	NED	59:32.7	+1.0

Lap	Time	Rank	Gap	SPM	Lap	Time	Rank	Gap	SPM	Lap	Time	Rank	Gap	SPM	SPM	STC
0.3	4:52.5	(12)	+5.6	86.7	0.6	9:34.1	(=7)	+6.5	77.0	1	19:06.9	(2)	+0.8	-		
						4:41.6					9:32.8					
1.3	24:45.0	(2)	+0.6	77.4	1.6	29:15.1	(=1)		81.1	2	-	-	-	-	80.6	4822
						4:30.1					-					
2.3	44:32.5	(1)		80.2	2.6	49:06.1	(1)		83.4	F	59:32.7	(2)	+1.0	85.5		
	-					4:33.6					10:26.6					



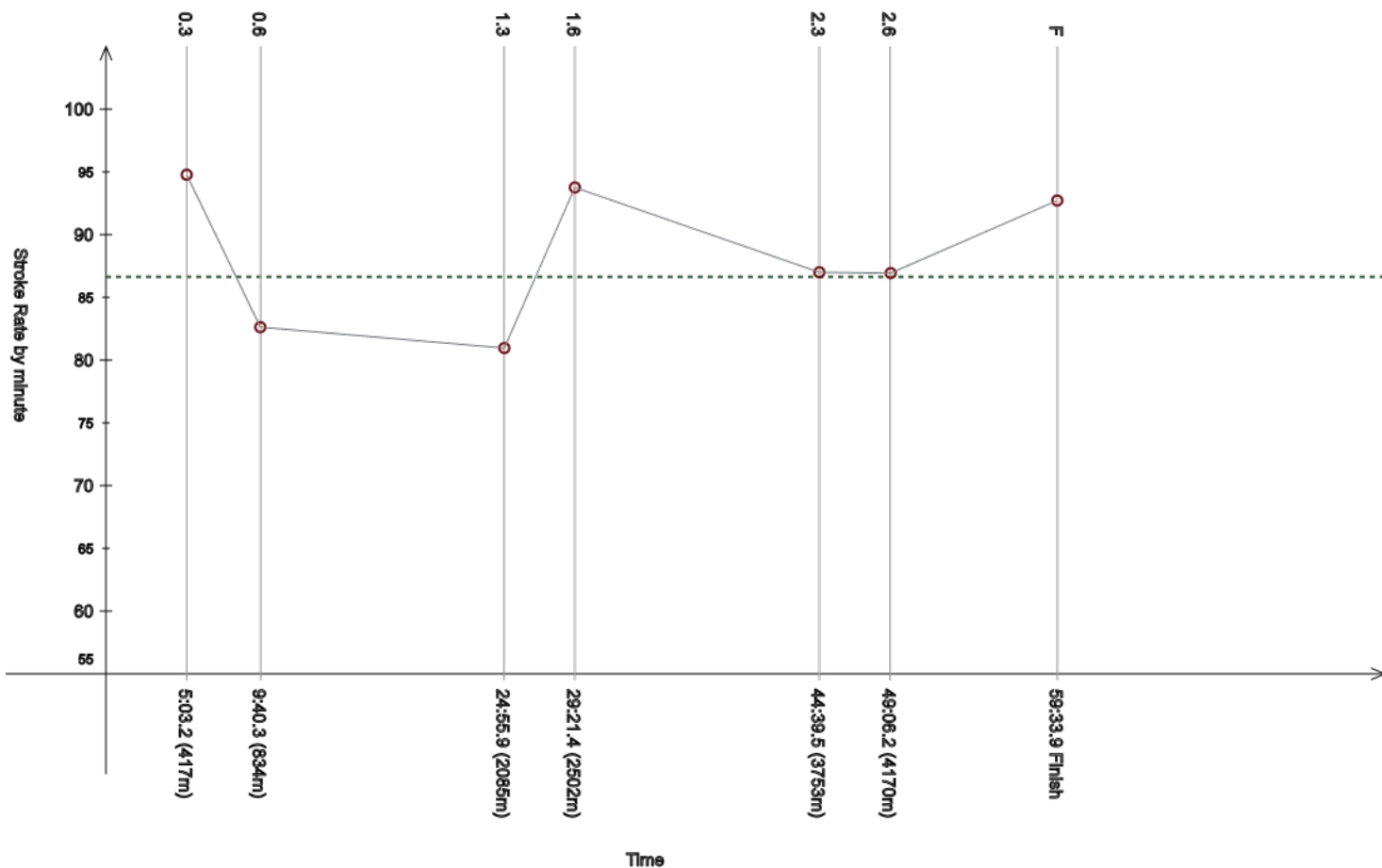
Legend:	+ Gap or time behind	- Information not available	---- Stroke Rate Average
F Finish	SPM Average strokes per minute	STC Total strokes	

Official Timekeeping by OMEGA

Event 103
18 JUL 2023 - 8:00
5km Women
5km - femmes
Race Analysis
 Analyse de la course

Rank	Bib	Name	NAT Code	Finish Time	Gap
3	55	CUNHA Ana Marcela	BRA	59:33.9	+2.2

Lap	Time	Rank	Gap	SPM	Lap	Time	Rank	Gap	SPM	Lap	Time	Rank	Gap	SPM	SPM	STC
0.3	5:03.2	(39)	+16.3	94.8	0.6	9:40.3	(18)	+12.7	82.6	1	-	-	-	-	-	-
						4:37.1										
1.3	24:55.9	(7)	+11.5	81.0	1.6	29:21.4	(4)	+6.3	93.8	2	-	-	-	-	86.6	5179
						4:25.5										
2.3	44:39.5	(7)	+7.0	87.0	2.6	49:06.2	(2)	+0.1	86.9	F	59:33.9	(3)	+2.2	92.7		
						4:26.7					10:27.7					



Legend:			
+	Gap or time behind	-	Information not available
F	Finish	SPM	Average strokes per minute
---	Stroke Rate Average	STC	Total strokes

Official Timekeeping by OMEGA

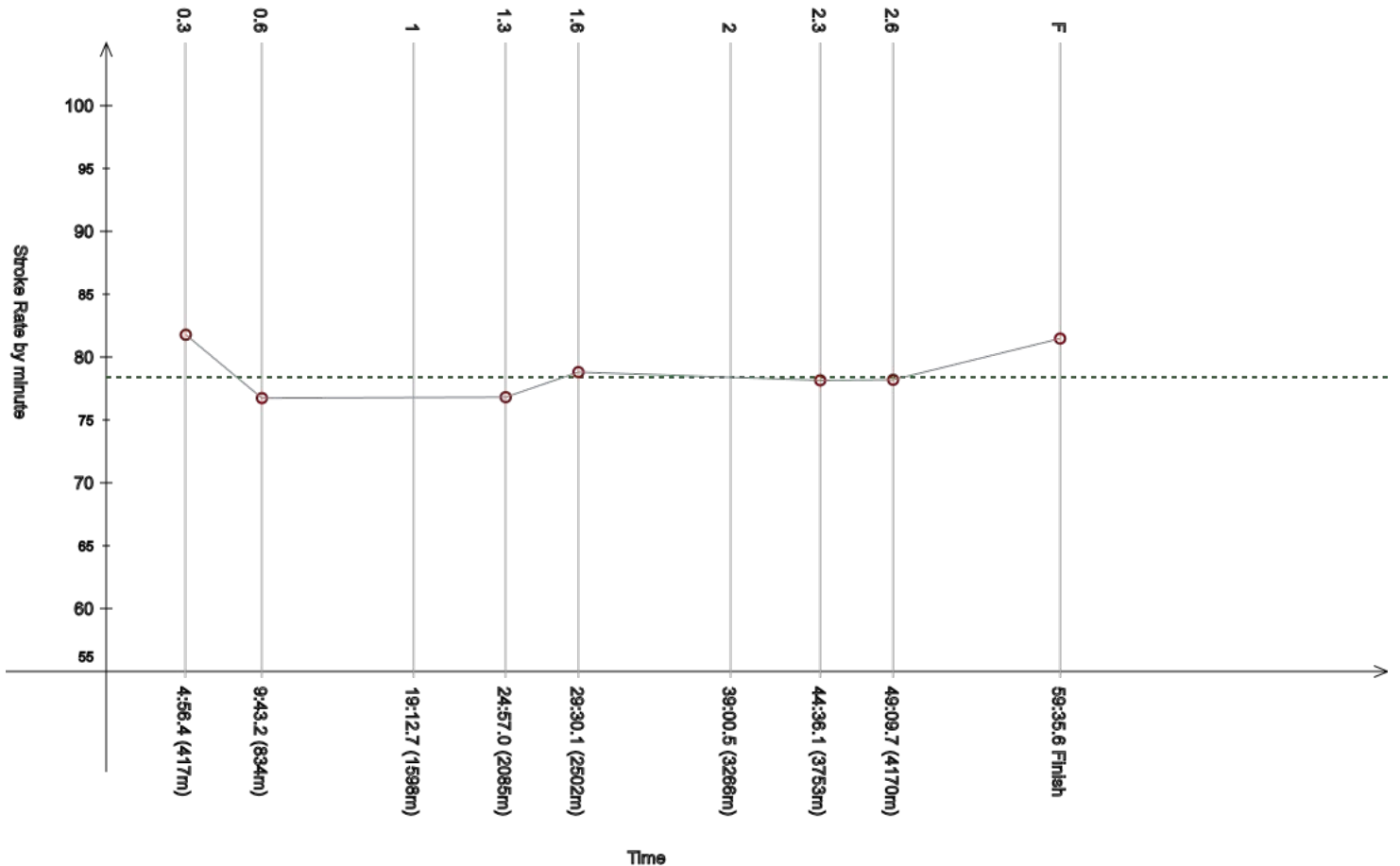
Event 103
18 JUL 2023 - 8:00
5km Women
5km - femmes

Race Analysis

Analyse de la course

Rank	Bib	Name	NAT Code	Finish Time	Gap
4	8	ANDRE Angelica	POR	59:35.6	+3.9

Lap	Time	Rank	Gap	SPM	Lap	Time	Rank	Gap	SPM	Lap	Time	Rank	Gap	SPM	SPM	STC
0.3	4:56.4	(20)	+9.5	81.8	0.6	9:43.2	(25)	+15.6	76.7	1	19:12.7	(6)	+6.6	-		
						4:46.8					9:29.5					
1.3	24:57.0	(=9)	+12.6	76.8	1.6	29:30.1	(=6)	+15.0	78.8	2	39:00.5	(6)	+11.2	-	78.4	4691
						4:33.1					9:30.4					
2.3	44:36.1	(4)	+3.6	78.2	2.6	49:09.7	(=4)	+3.6	78.2	F	59:35.6	(4)	+3.9	81.5		
	5:35.6					4:33.6					10:25.9					



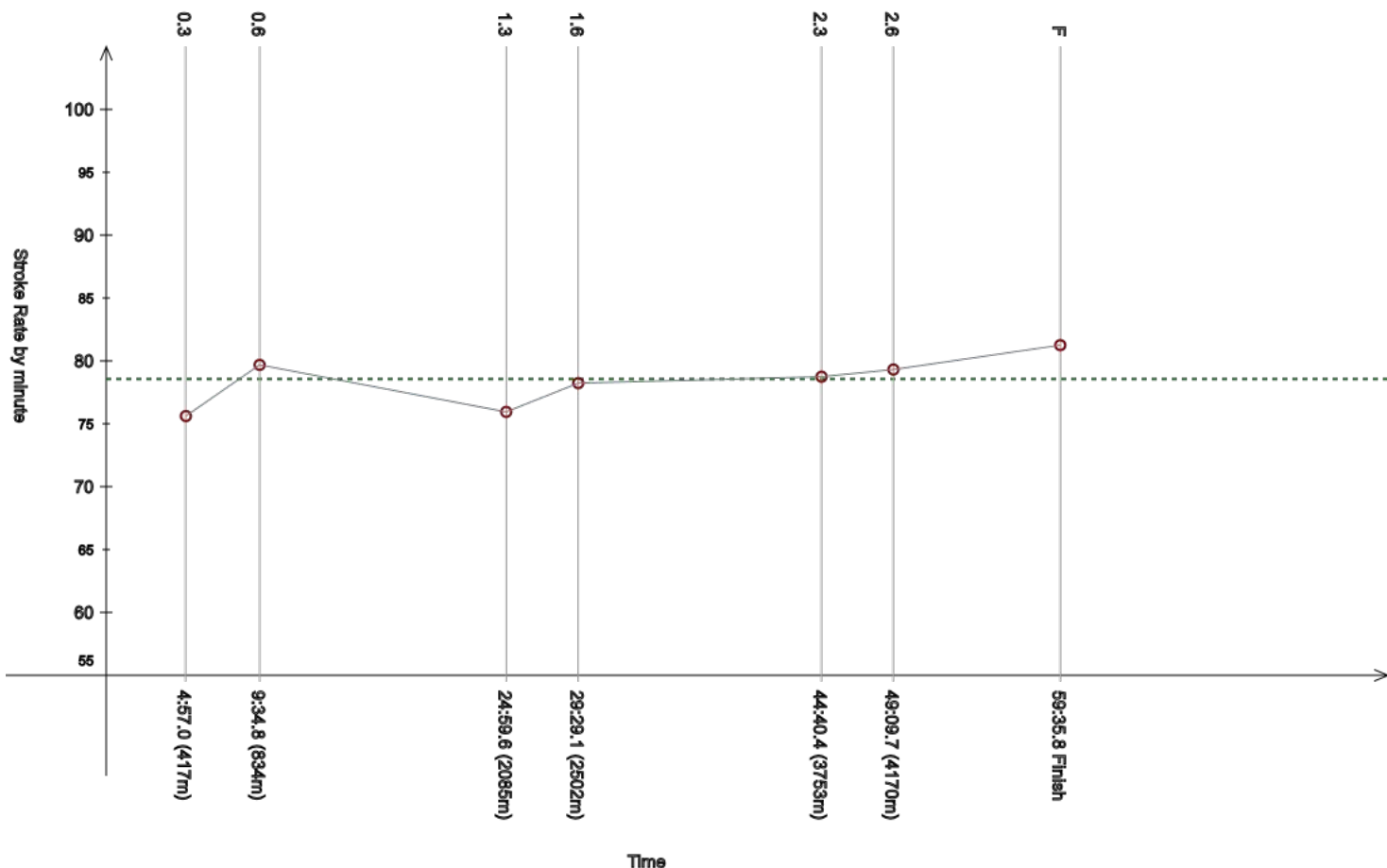
Legend:	+ Gap or time behind	---- Stroke Rate Average	F Finish	SPM Average strokes per minute
	STC Total strokes			

Official Timekeeping by OMEGA

Event 103
18 JUL 2023 - 8:00
5km Women
5km - femmes
Race Analysis
 Analyse de la course

Rank	Bib	Name	NAT Code	Finish Time	Gap
5	49	POZZOBON Barbara	ITA	59:35.8	+4.1

Lap	Time	Rank	Gap	SPM	Lap	Time	Rank	Gap	SPM	Lap	Time	Rank	Gap	SPM	SPM	STC
0.3	4:57.0	(=22)	+10.1	75.6	0.6	9:34.8	(9)	+7.2	79.7	1	-	-	-	-	-	-
						4:37.8										
1.3	24:59.6	(13)	+15.2	76.0	1.6	29:29.1	(5)	+14.0	78.2	2	-	-	-	-	78.6	4693
						4:29.5										
2.3	44:40.4	(8)	+7.9	78.7	2.6	49:09.7	(=4)	+3.6	79.3	F	59:35.8	(5)	+4.1	81.3		
						4:29.3					10:26.1					

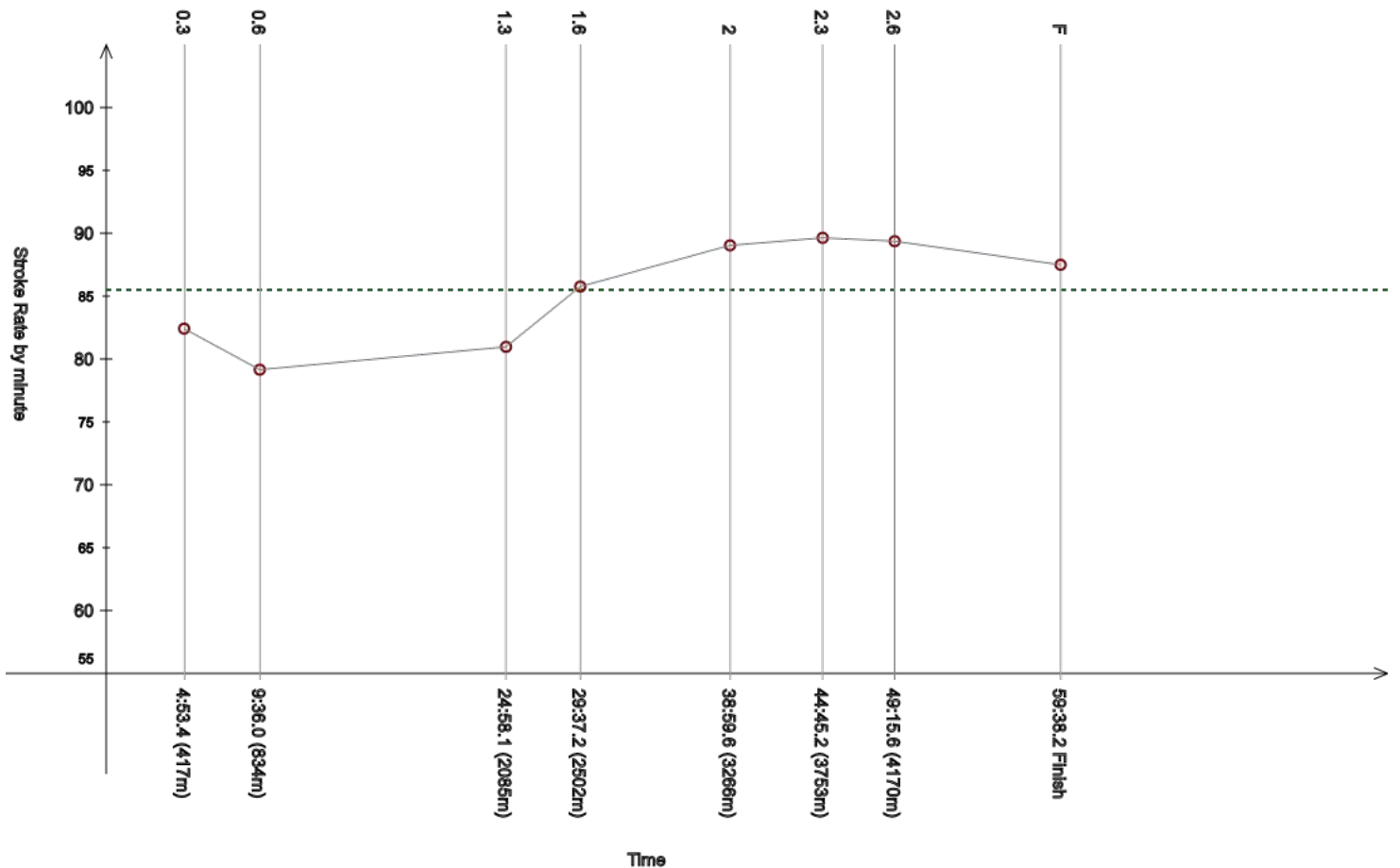


Legend:			
+	Gap or time behind	-	Information not available
F	Finish	SPM	Average strokes per minute
---	Stroke Rate Average	STC	Total strokes

Official Timekeeping by OMEGA

Event 103
18 JUL 2023 - 8:00
5km Women
5km - femmes
Race Analysis
 Analyse de la course

Rank	Bib	Name	NAT Code					Finish Time	Gap							
6	50	JUNGBLUT Viviane	BRA					59:38.2	+6.5							
Lap	Time	Rank	Gap	SPM	Lap	Time	Rank	Gap	SPM	Lap	Time	Rank	Gap	SPM	SPM	STC
0.3	4:53.4	(13)	+6.5	82.4	0.6	9:36.0	(12)	+8.4	79.2	1	-	-	-	-	-	-
						4:42.6					-					
1.3	24:58.1	(12)	+13.7	81.0	1.6	29:37.2	(14)	+22.1	85.8	2	38:59.6	(4)	+10.3	89.0	85.5	5115
	-					4:39.1					9:22.4					
2.3	44:45.2	(12)	+12.7	89.6	2.6	49:15.6	(11)	+9.5	89.4	F	59:38.2	(6)	+6.5	87.5		
	5:45.6					4:30.4					10:22.6					



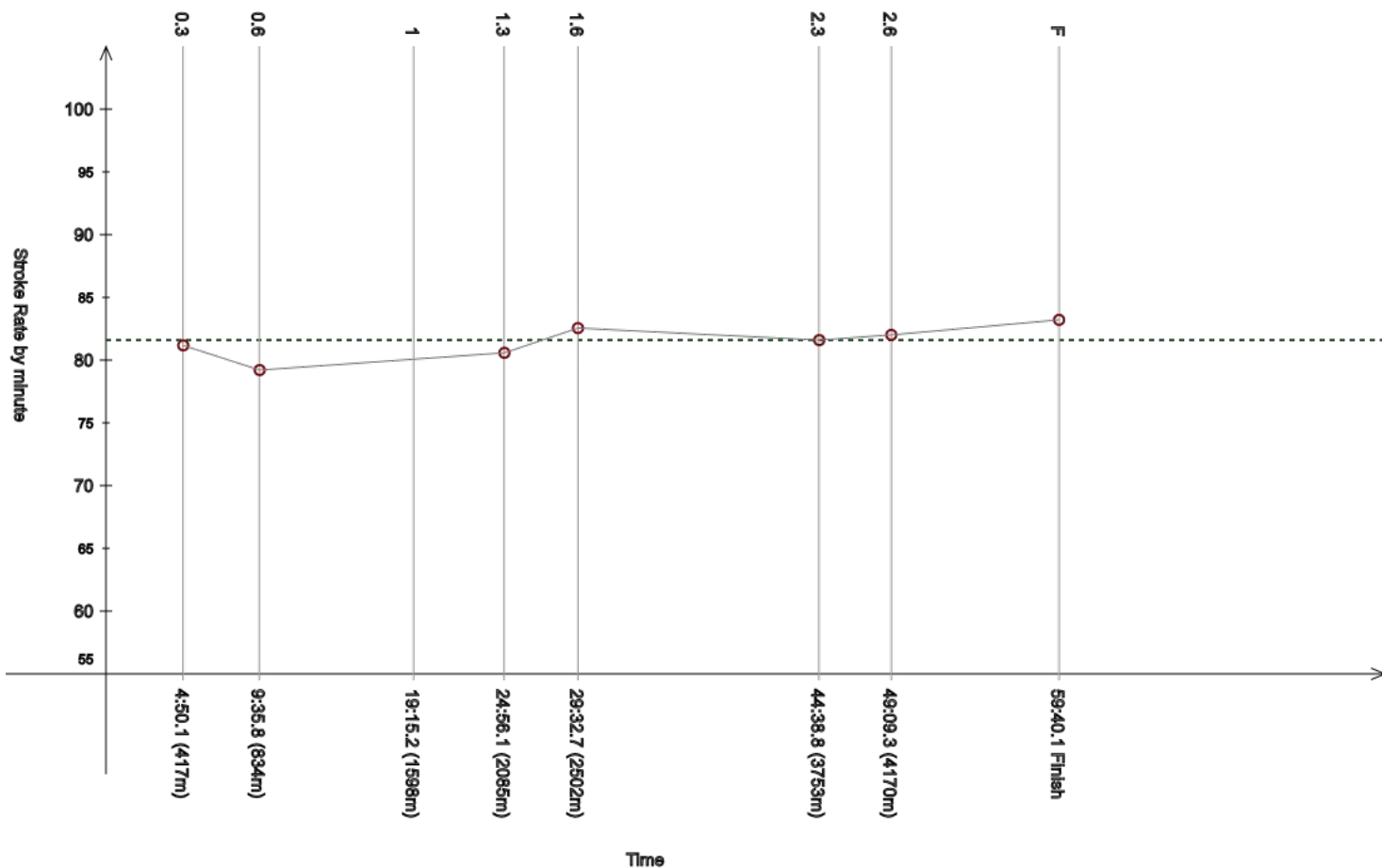
Legend:			
+	Gap or time behind	-	Information not available
F	Finish	SPM	Average strokes per minute
---	Stroke Rate Average	STC	Total strokes

Official Timekeeping by OMEGA

Event 103
18 JUL 2023 - 8:00
5km Women
5km - femmes
Race Analysis
 Analyse de la course

Rank	Bib	Name	NAT Code	Finish Time	Gap
7	26	MULLER Aurelie	FRA	59:40.1	+8.4

Lap	Time	Rank	Gap	SPM	Lap	Time	Rank	Gap	SPM	Lap	Time	Rank	Gap	SPM	SPM	STC
0.3	4:50.1	(7)	+3.2	81.2	0.6	9:35.8	(11)	+8.2	79.2	1	19:15.2	(8)	+9.1	-		
						4:45.7					9:39.4					
1.3	24:56.1	(8)	+11.7	80.6	1.6	29:32.7	(8)	+17.6	82.6	2	-	-	-	-	81.6	4916
	5:40.9					4:36.6					-					
2.3	44:38.8	(5)	+6.3	81.6	2.6	49:09.3	(3)	+3.2	82.0	F	59:40.1	(7)	+8.4	83.2		
	-					4:30.5					10:30.8					

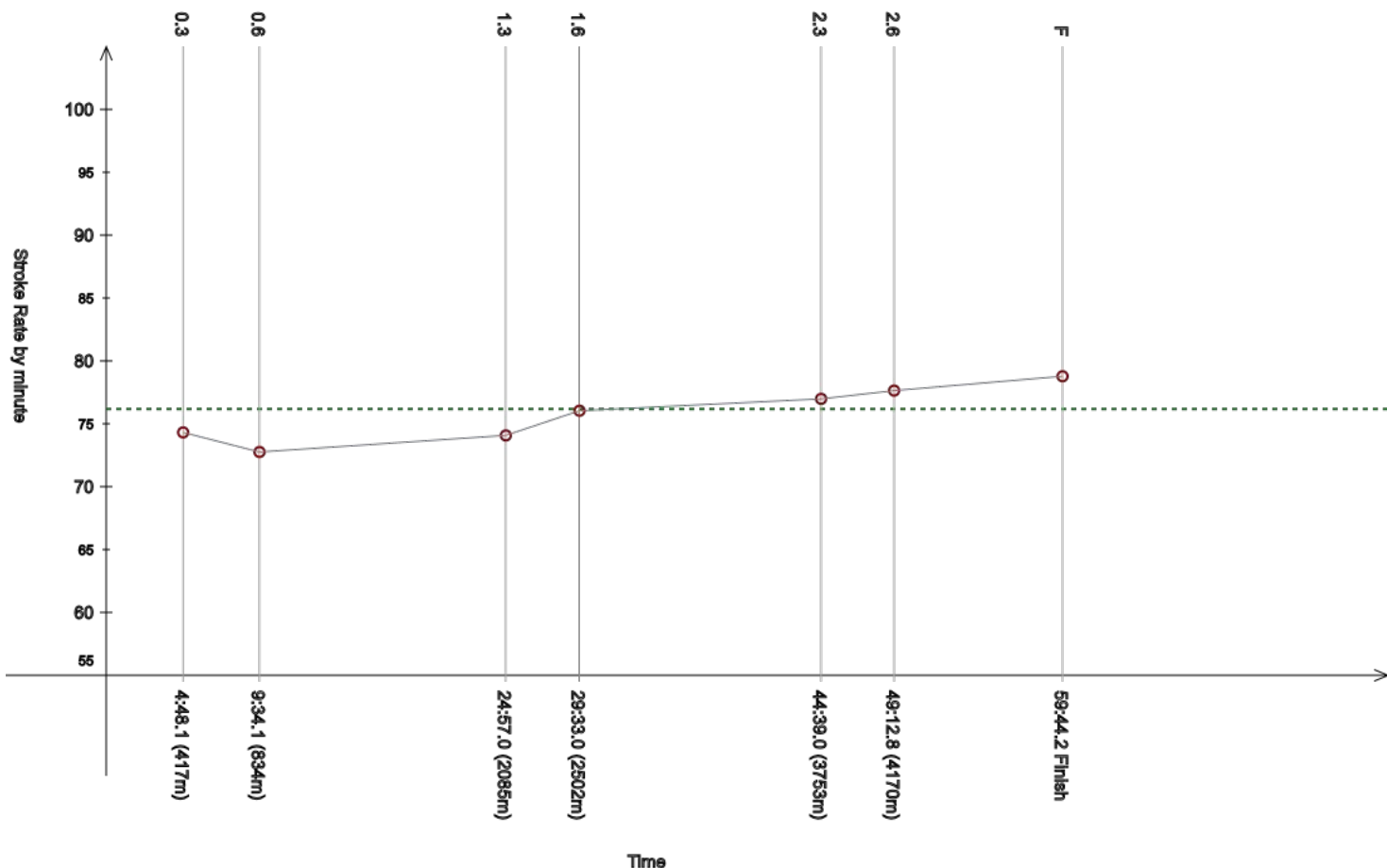


Legend:	+	Gap or time behind	-	Information not available	---	Stroke Rate Average
	F	Finish	SPM	Average strokes per minute	STC	Total strokes

Official Timekeeping by OMEGA

Event 103
18 JUL 2023 - 8:00
5km Women
5km - femmes
Race Analysis
 Analyse de la course

Rank	Bib	Name	NAT Code					Finish Time	Gap							
8	52	FABIAN Bettina	HUN					59:44.2	+12.5							
Lap	Time	Rank	Gap	SPM	Lap	Time	Rank	Gap	SPM	Lap	Time	Rank	Gap	SPM	SPM	STC
0.3	4:48.1	(3)	+1.2	74.3	0.6	9:34.1	(=7)	+6.5	72.8	1	-	-	-	-	-	-
						4:46.0					-	-	-	-	-	-
1.3	24:57.0	(=9)	+12.6	74.1	1.6	29:33.0	(10)	+17.9	76.0	2	-	-	-	-	76.2	4573
						4:36.0					-	-	-	-	-	-
2.3	44:39.0	(6)	+6.5	77.0	2.6	49:12.8	(9)	+6.7	77.6	F	59:44.2	(8)	+12.5	78.8	-	-
						4:33.8					10:31.4					



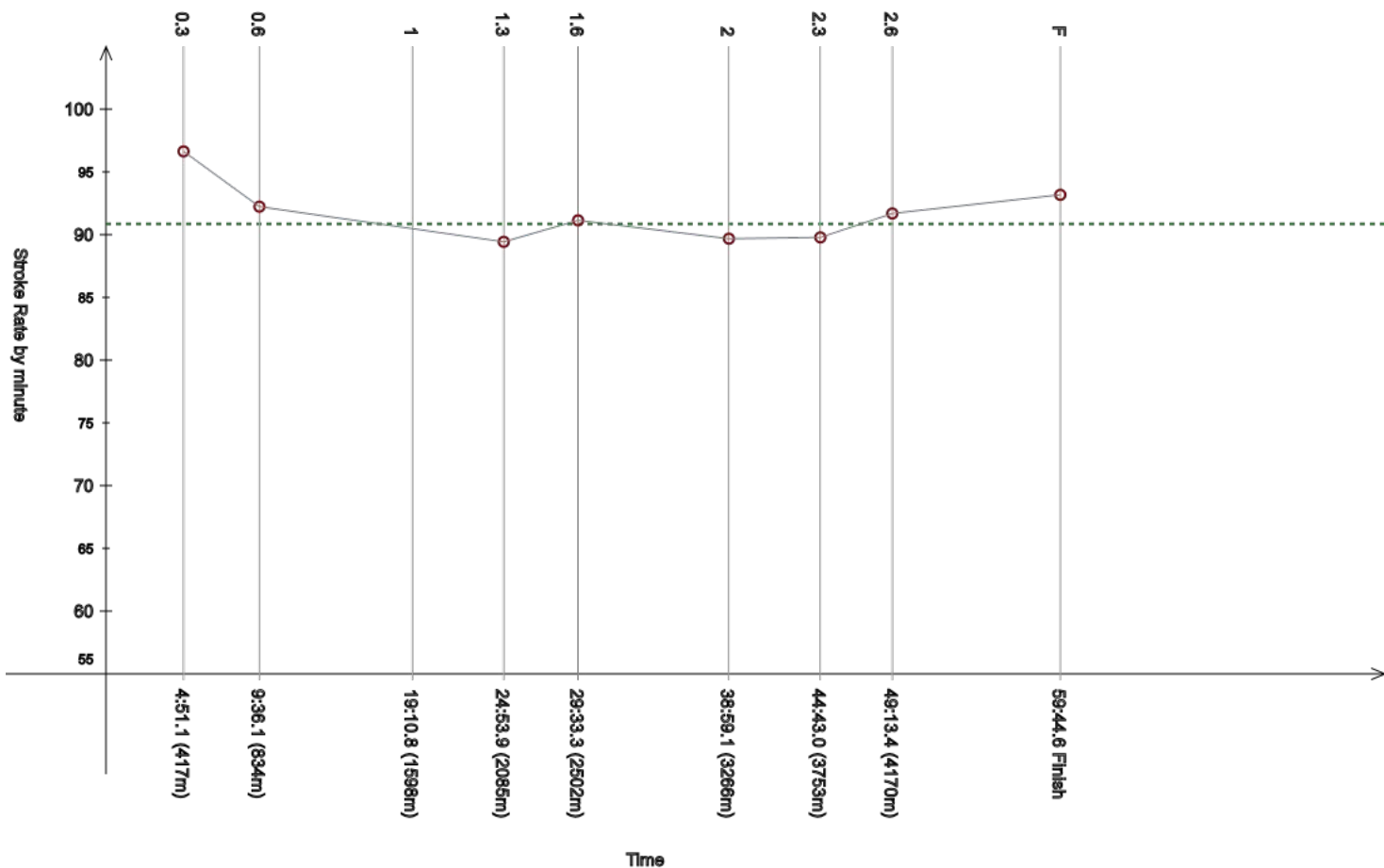
Legend:	+	Gap or time behind	-	Information not available	----	Stroke Rate Average
	F	Finish	SPM	Average strokes per minute	STC	Total strokes

Official Timekeeping by OMEGA

Event 103
18 JUL 2023 - 8:00
5km Women
5km - femmes
Race Analysis
 Analyse de la course

Rank	Bib	Name	NAT Code	Finish Time	Gap
9	54	ROSA Mafalda	POR	59:44.6	+12.9

Lap	Time	Rank	Gap	SPM	Lap	Time	Rank	Gap	SPM	Lap	Time	Rank	Gap	SPM	SPM	STC
0.3	4:51.1	(9)	+4.2	96.6	0.6	9:36.1	(13)	+8.5	92.2	1	19:10.8	(5)	+4.7	-		
						4:45.0					9:34.7					
1.3	24:53.9	(5)	+9.5	89.4	1.6	29:33.3	(11)	+18.2	91.1	2	38:59.1	(3)	+9.8	89.7	90.9	5462
						4:39.4					9:25.8					
2.3	44:43.0	(11)	+10.5	89.8	2.6	49:13.4	(10)	+7.3	91.7	F	59:44.6	(9)	+12.9	93.2		
	5:43.9					4:30.4					10:31.2					



Legend:	+ Gap or time behind	---- Stroke Rate Average	F Finish	SPM Average strokes per minute
	STC Total strokes			

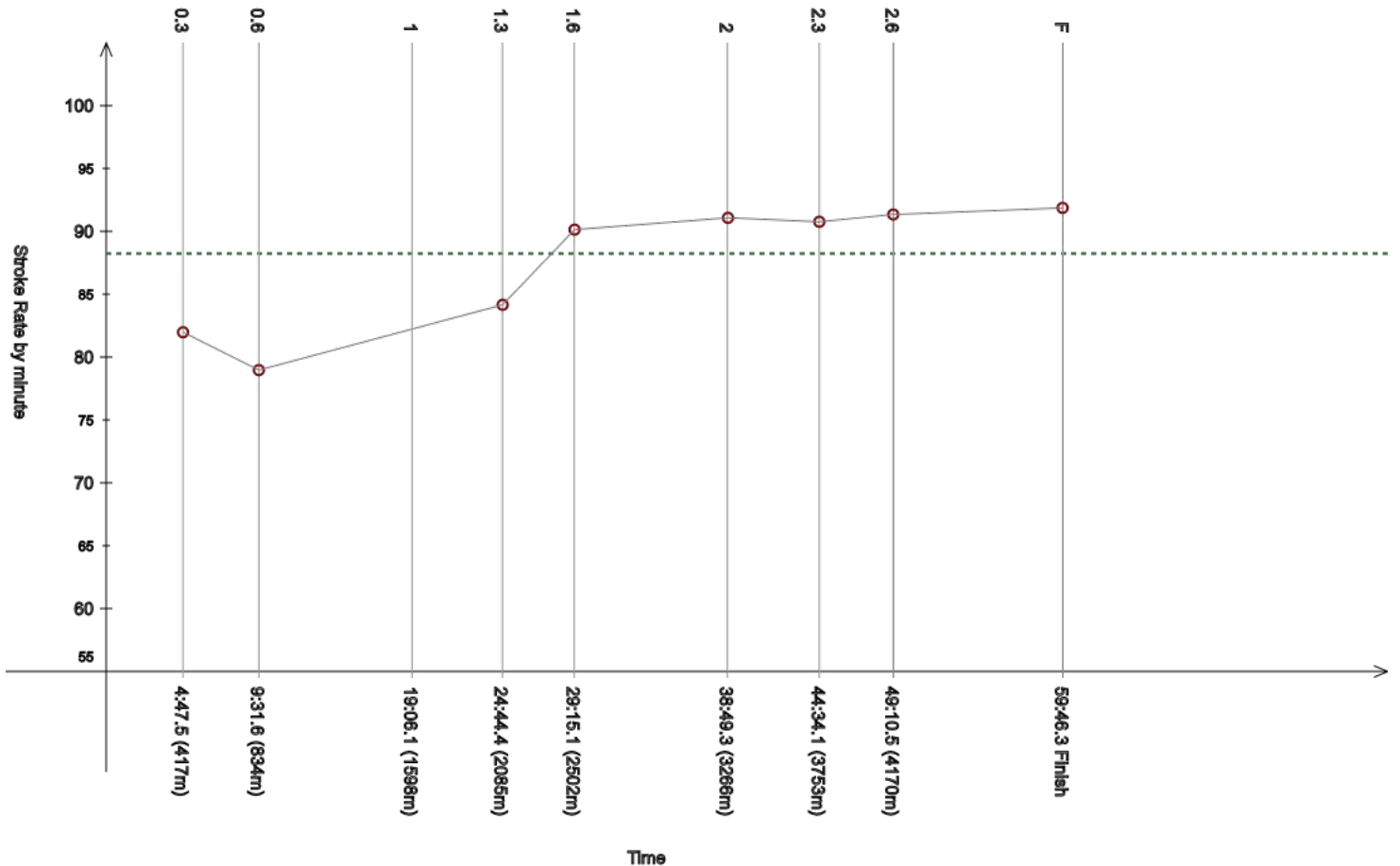
Official Timekeeping by OMEGA

Event 103
18 JUL 2023 - 8:00
5km Women
5km - femmes

Race Analysis

Analyse de la course

Rank	Bib	Name	NAT Code					Finish Time	Gap							
10	15	JOHNSON Moesha	AUS					59:46.3	+14.6							
Lap	Time	Rank	Gap	SPM	Lap	Time	Rank	Gap	SPM	Lap	Time	Rank	Gap	SPM	SPM	STC
0.3	4:47.5	(2)	+0.6	82.0	0.6	9:31.6	(2)	+4.0	79.0	1	19:06.1	(1)	-	-	-	-
						4:44.1					9:34.5					
1.3	24:44.4	(1)		84.2	1.6	29:15.1	(=1)		90.1	2	38:49.3	(1)		91.1	88.2	5334
	5:38.3					4:30.7					9:34.2					
2.3	44:34.1	(2)	+1.6	90.8	2.6	49:10.5	(7)	+4.4	91.3	F	59:46.3	(10)	+14.6	91.9		
	5:44.8					4:36.4					10:35.8					



Legend:	+ Gap or time behind	---- Stroke Rate Average	F Finish	SPM Average strokes per minute
	STC Total strokes			

Official Timekeeping by OMEGA

Event 103
18 JUL 2023 - 8:00

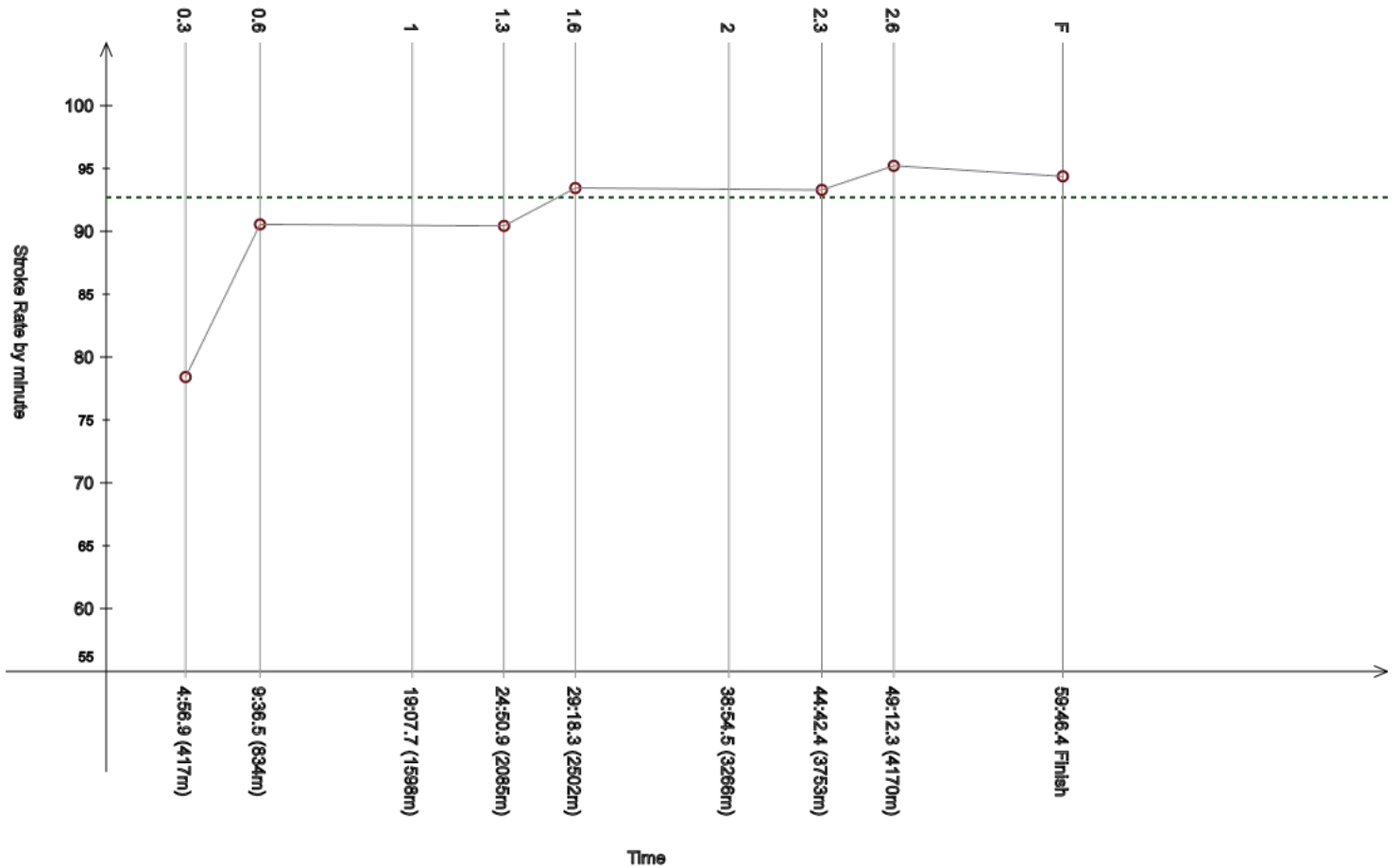
5km Women
5km - femmes

Race Analysis

Analyse de la course

Rank	Bib	Name	NAT Code	Finish Time	Gap
11	23	KIRPICHNIKOVA Anastasiia	FRA	59:46.4	+14.7

Lap	Time	Rank	Gap	SPM	Lap	Time	Rank	Gap	SPM	Lap	Time	Rank	Gap	SPM	SPM	STC
0.3	4:56.9	(21)	+10.0	78.4	0.6	9:36.5	(14)	+8.9	90.6	1	19:07.7	(3)	+1.6	-		
						4:39.6					9:31.2					
1.3	24:50.9	(3)	+6.5	90.4	1.6	29:18.3	(3)	+3.2	93.4	2	38:54.5	(2)	+5.2	-	92.7	5629
						4:27.4					9:36.2					
2.3	44:42.4	(10)	+9.9	93.3	2.6	49:12.3	(8)	+6.2	95.2	F	59:46.4	(11)	+14.7	94.4		
	5:47.9					4:29.9					10:34.1					



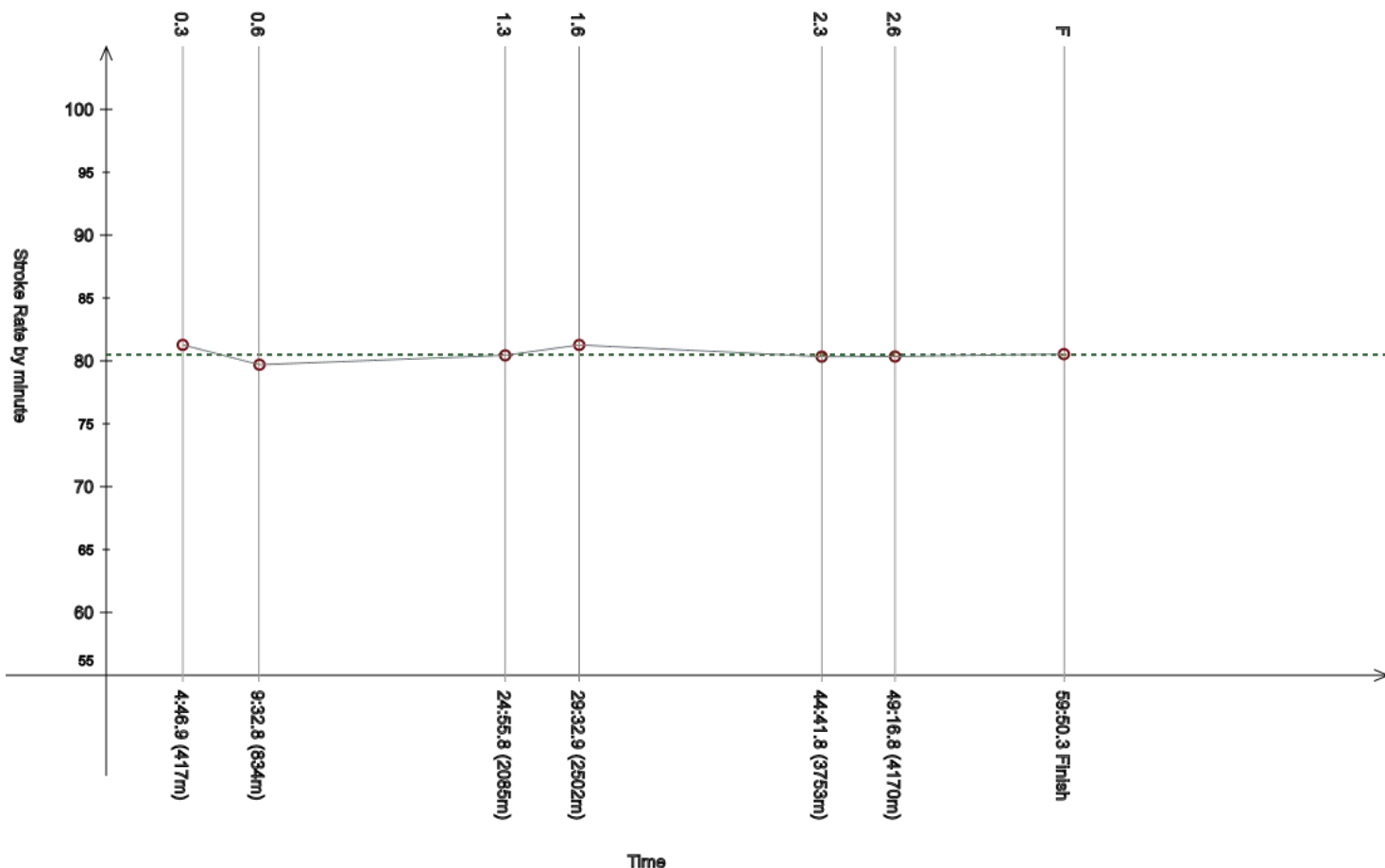
Legend:	+ Gap or time behind	---- Stroke Rate Average	F Finish	SPM Average strokes per minute
	STC Total strokes			

Official Timekeeping by OMEGA

Event 103
18 JUL 2023 - 8:00
5km Women
5km - femmes
Race Analysis
 Analyse de la course

Rank	Bib	Name	NAT Code	Finish Time	Gap
12	43	MARTINEZ GUILLEN Angela	ESP	59:50.3	+18.6

Lap	Time	Rank	Gap	SPM	Lap	Time	Rank	Gap	SPM	Lap	Time	Rank	Gap	SPM	SPM	STC
0.3	4:46.9	(1)		81.3	0.6	9:32.8	(4)	+5.2	79.7	1	-	-	-	-		
						4:45.9										
1.3	24:55.8	(6)	+11.4	80.4	1.6	29:32.9	(9)	+17.8	81.3	2	-	-	-	-	80.5	4867
						4:37.1										
2.3	44:41.8	(9)	+9.3	80.3	2.6	49:16.8	(12)	+10.7	80.4	F	59:50.3	(12)	+18.6	80.5		
						4:35.0					10:33.5					

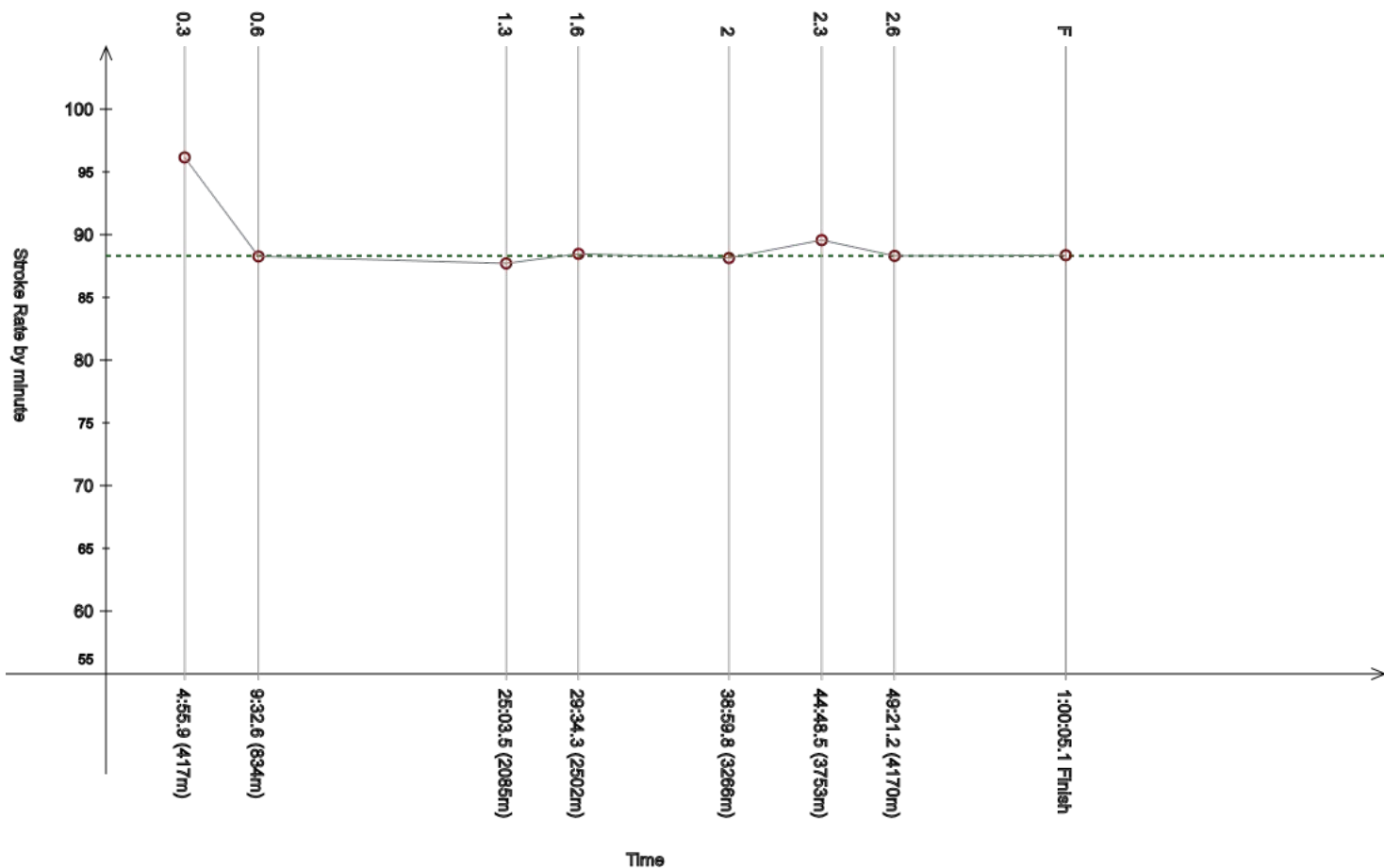


Legend:	+	Gap or time behind	-	Information not available	----	Stroke Rate Average
	F	Finish	SPM	Average strokes per minute	STC	Total strokes

Official Timekeeping by OMEGA

Event 103
18 JUL 2023 - 8:00
5km Women
5km - femmes
Race Analysis
 Analyse de la course

Rank	Bib	Name	NAT Code					Finish Time	Gap							
13	56	SPIWOKS Jeannette	GER					1:00:05.1	+33.4							
Lap	Time	Rank	Gap	SPM	Lap	Time	Rank	Gap	SPM	Lap	Time	Rank	Gap	SPM	SPM	STC
0.3	4:55.9	(16)	+9.0	96.2	0.6	9:32.6	(3)	+5.0	88.3	1	-	-	-	-	-	-
						4:36.7					-					
1.3	25:03.5	(14)	+19.1	87.7	1.6	29:34.3	(13)	+19.2	88.5	2	38:59.8	(5)	+10.5	88.1	88.3	5357
	-					4:30.8					9:25.5					
2.3	44:48.5	(13)	+16.0	89.6	2.6	49:21.2	(13)	+15.1	88.3	F	1:00:05.1	(13)	+33.4	88.4		
	5:48.7					4:32.7					10:43.9					

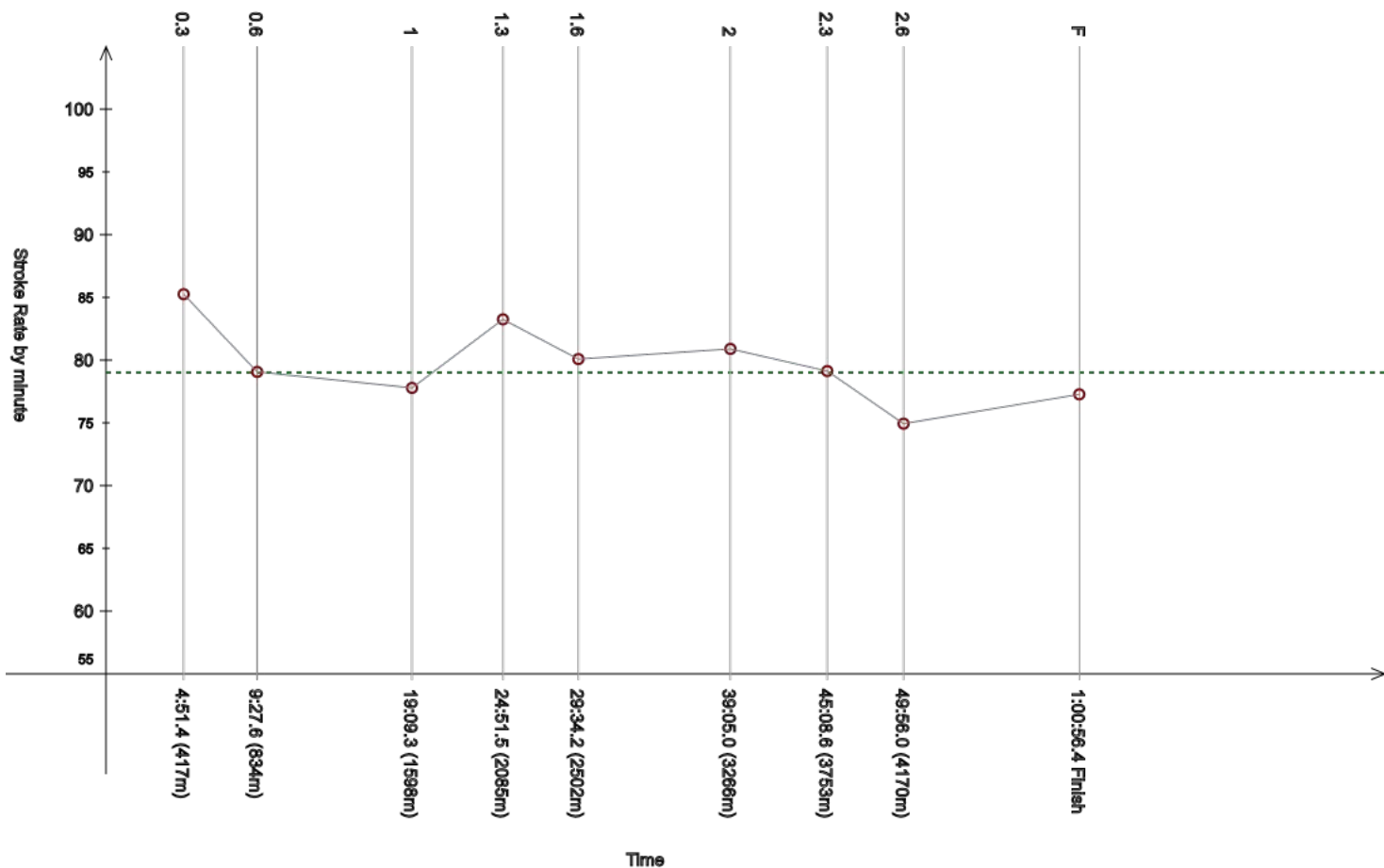


Legend:	+ Gap or time behind	- Information not available	---- Stroke Rate Average
F Finish	SPM Average strokes per minute	STC Total strokes	

Official Timekeeping by OMEGA

Event 103
18 JUL 2023 - 8:00
5km Women
5km - femmes
Race Analysis
 Analyse de la course

Rank	Bib	Name	NAT Code					Finish Time	Gap							
14	47	KAJIMOTO Ichika	JPN					1:00:56.4	+1:24.7							
Lap	Time	Rank	Gap	SPM	Lap	Time	Rank	Gap	SPM	Lap	Time	Rank	Gap	SPM	SPM	STC
0.3	4:51.4	(10)	+4.5	85.3	0.6	9:27.6	(1)		79.1	1	19:09.3	(4)	+3.2	77.8		
						4:36.2					9:41.7					
1.3	24:51.5	(4)	+7.1	83.3	1.6	29:34.2	(12)	+19.1	80.1	2	39:05.0	(7)	+15.7	80.9	79.0	4854
						4:42.7					9:30.8					
2.3	45:08.6	(14)	+36.1	79.1	2.6	49:56.0	(14)	+49.9	74.9	F	1:00:56.4	(14)	++	77.3		
	6:03.6					4:47.4					11:00.4					

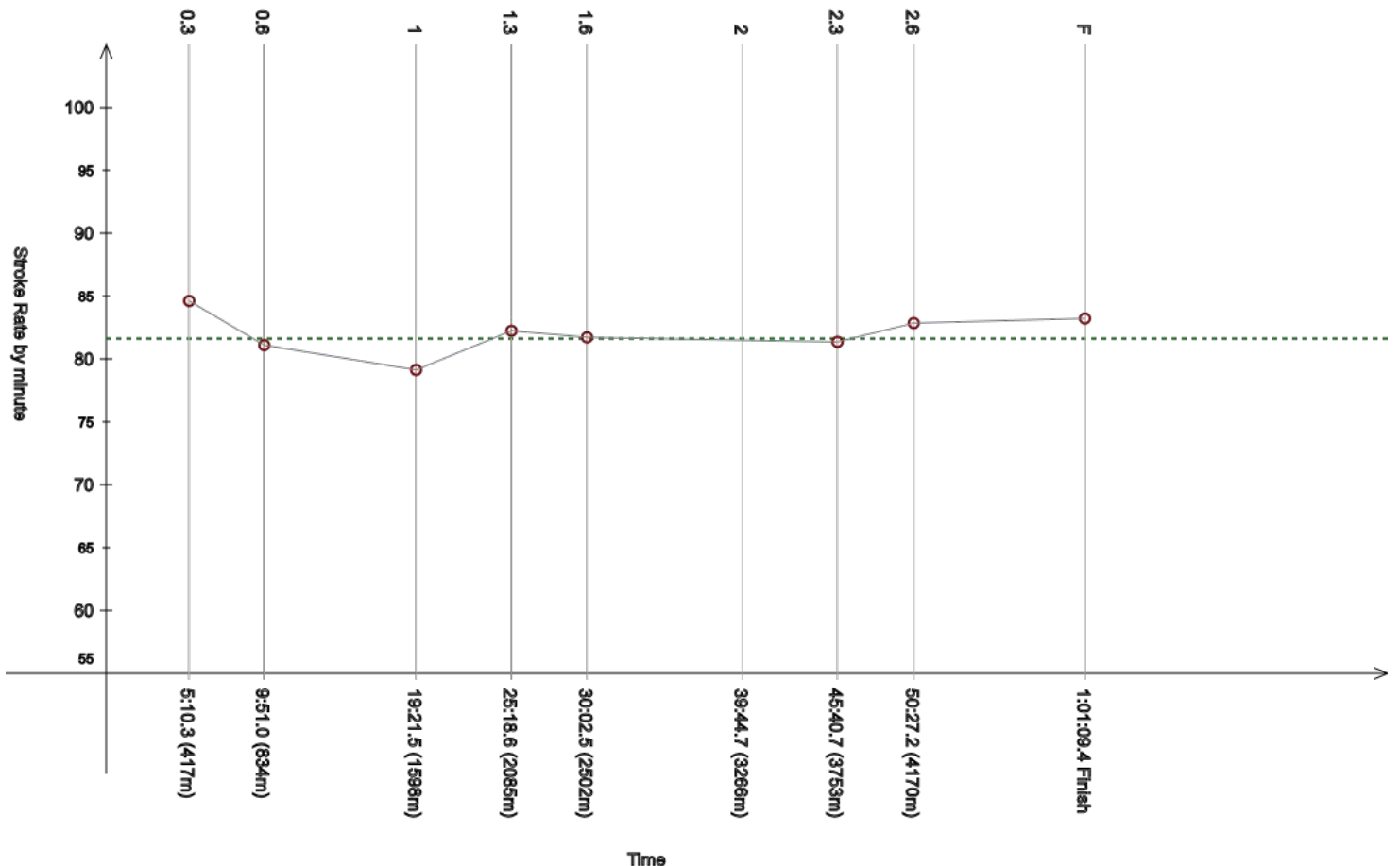


Legend:	+ Gap or time behind	++ One minute or more behind in split time	--- Stroke Rate Average
F Finish	SPM Average strokes per minute	STC Total strokes	

Official Timekeeping by OMEGA

Event 103
18 JUL 2023 - 8:00
5km Women
5km - femmes
Race Analysis
 Analyse de la course

Rank	Bib	Name	NAT Code					Finish Time	Gap							
15	63	BRAMONT-ARIAS Maria	PER					1:01:09.4	+1:37.7							
Lap	Time	Rank	Gap	SPM	Lap	Time	Rank	Gap	SPM	Lap	Time	Rank	Gap	SPM	SPM	STC
0.3	5:10.3	(49)	+23.4	84.6	0.6	9:51.0	(37)	+23.4	81.1	1	19:21.5	(19)	+15.4	79.1		
						4:40.7					9:30.5					
1.3	25:18.6	(=23)	+34.2	82.2	1.6	30:02.5	(21)	+47.4	81.7	2	39:44.7	(9)	+55.4	-	81.6	5048
	5:57.1					4:43.9					9:42.2					
2.3	45:40.7	(16)	++	81.4	2.6	50:27.2	(15)	++	82.9	F	1:01:09.4	(15)	++	83.2		
	5:56.0					4:46.5					10:42.2					

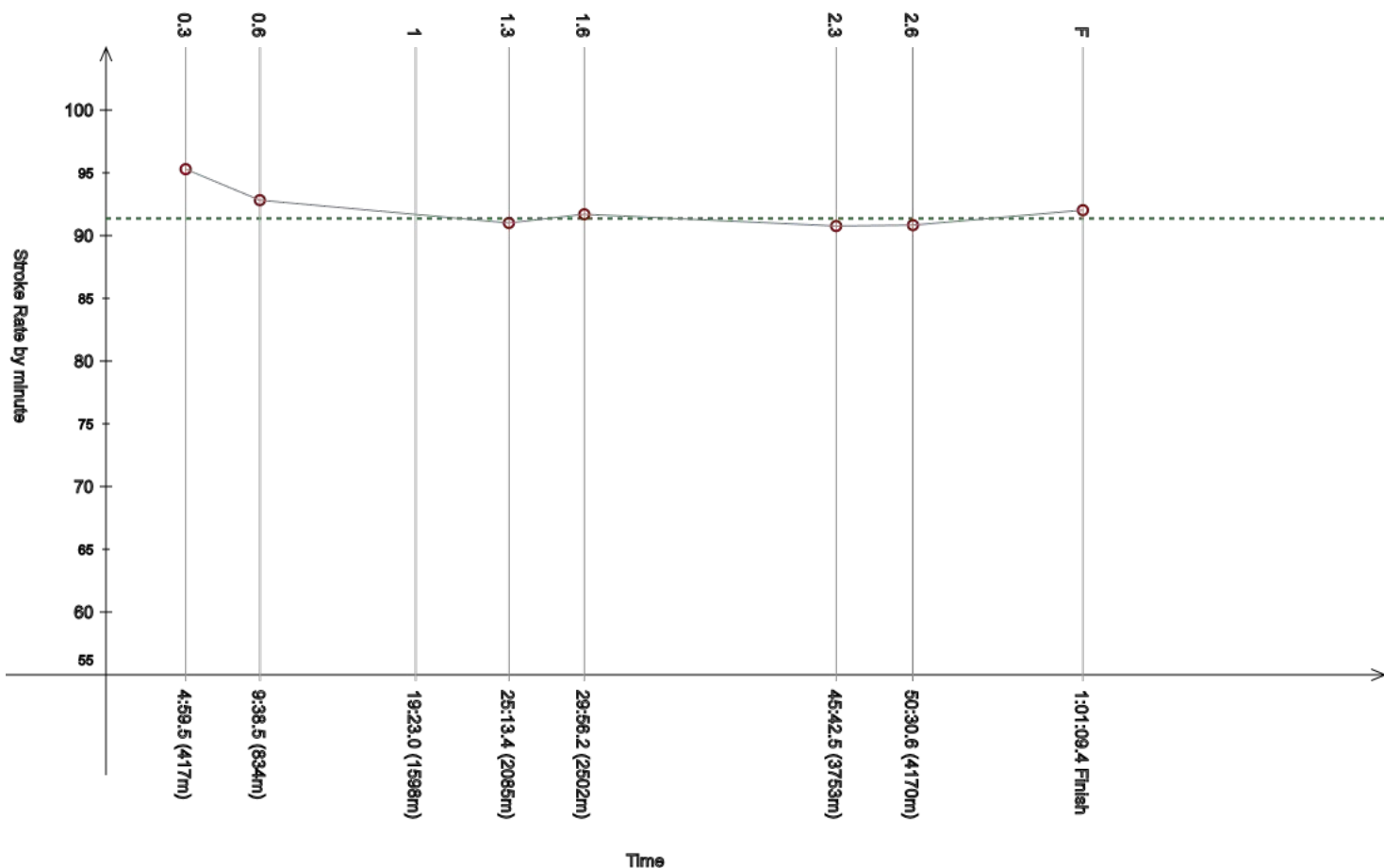


Legend:			
+	Gap or time behind	++	One minute or more behind in split time
F	Finish	SPM	Average strokes per minute
---	Stroke Rate Average	STC	Total strokes

Official Timekeeping by OMEGA

Event 103
18 JUL 2023 - 8:00
5km Women
5km - femmes
Race Analysis
 Analyse de la course

Rank	Bib	Name	NAT Code					Finish Time	Gap							
16	48	OLASZ Anna	HUN					1:01:09.4	+1:37.7							
Lap	Time	Rank	Gap	SPM	Lap	Time	Rank	Gap	SPM	Lap	Time	Rank	Gap	SPM	SPM	STC
0.3	4:59.5	(=26)	+12.6	95.3	0.6	9:38.5	(15)	+10.9	92.8	1	19:23.0	(22)	+16.9	-		
						4:39.0					9:44.5					
1.3	25:13.4	(19)	+29.0	91.0	1.6	29:56.2	(18)	+41.1	91.7	2	-	-	-	-	91.4	5671
	5:50.4					4:42.8					-					
2.3	45:42.5	(18)	++	90.8	2.6	50:30.6	(18)	++	90.8	F	1:01:09.4	(16)	++	92.0		
	-					4:48.1					10:38.8					



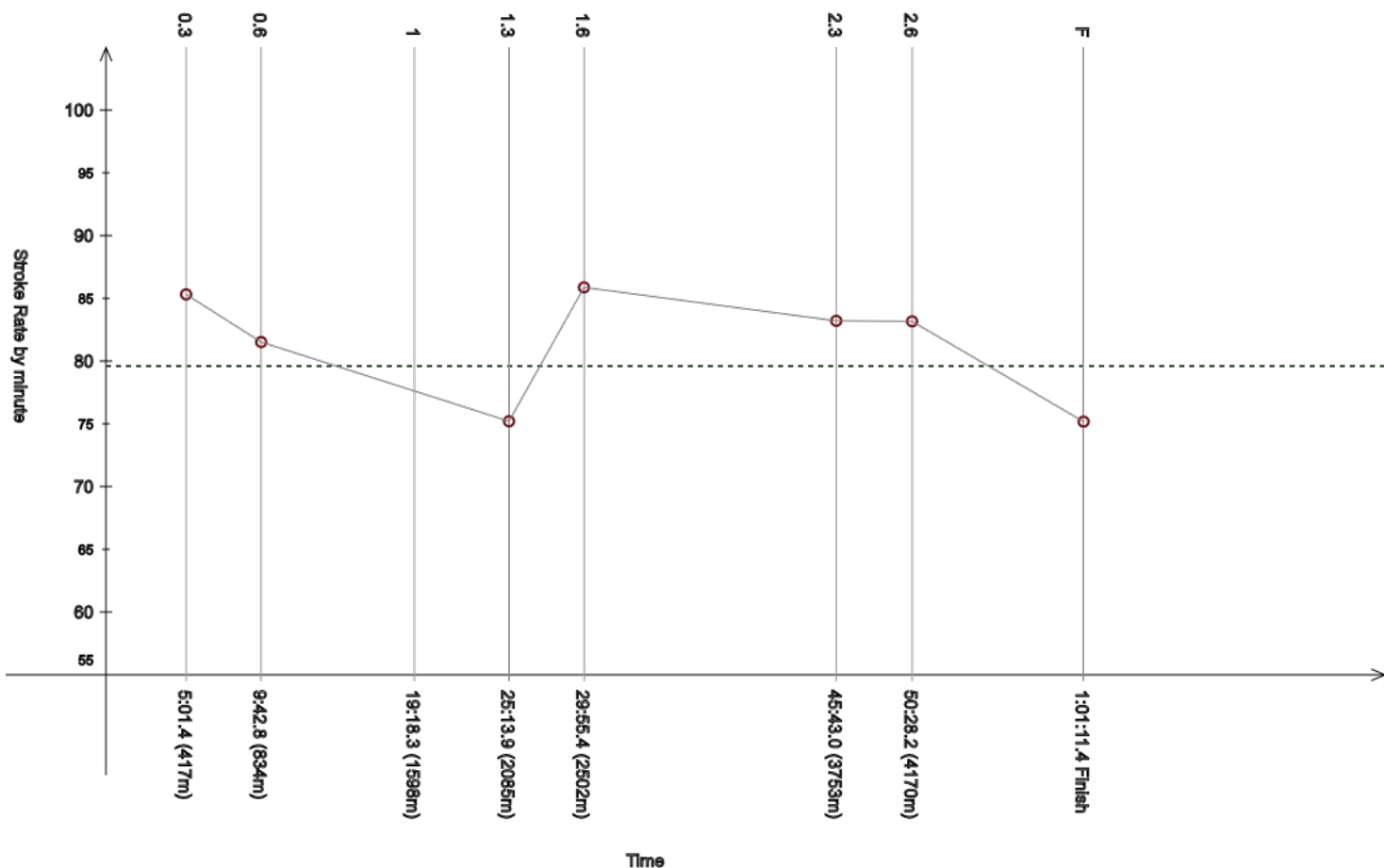
Legend:			
+	Gap or time behind	++	One minute or more behind in split time
-	Information not available	----	Stroke Rate Average
F	Finish	SPM	Average strokes per minute
STC	Total strokes		

Official Timekeeping by OMEGA

Event 103
18 JUL 2023 - 8:00
5km Women
5km - femmes
Race Analysis
 Analyse de la course

Rank	Bib	Name	NAT Code	Finish Time	Gap
17	7	FABIAN Eva	ISR	1:01:11.4	+1:39.7

Lap	Time	Rank	Gap	SPM	Lap	Time	Rank	Gap	SPM	Lap	Time	Rank	Gap	SPM	SPM	STC
0.3	5:01.4	(33)	+14.5	85.3	0.6	9:42.8	(24)	+15.2	81.5	1	19:18.3	(11)	+12.2	-		
						4:41.4					9:35.5					
1.3	25:13.9	(20)	+29.5	75.2	1.6	29:55.4	(17)	+40.3	85.9	2	-	-	-	-	79.6	5030
						4:41.5					-					
2.3	45:43.0	(19)	++	83.2	2.6	50:28.2	(16)	++	83.2	F	1:01:11.4	(17)	++	75.2		
						4:45.2					10:43.2					

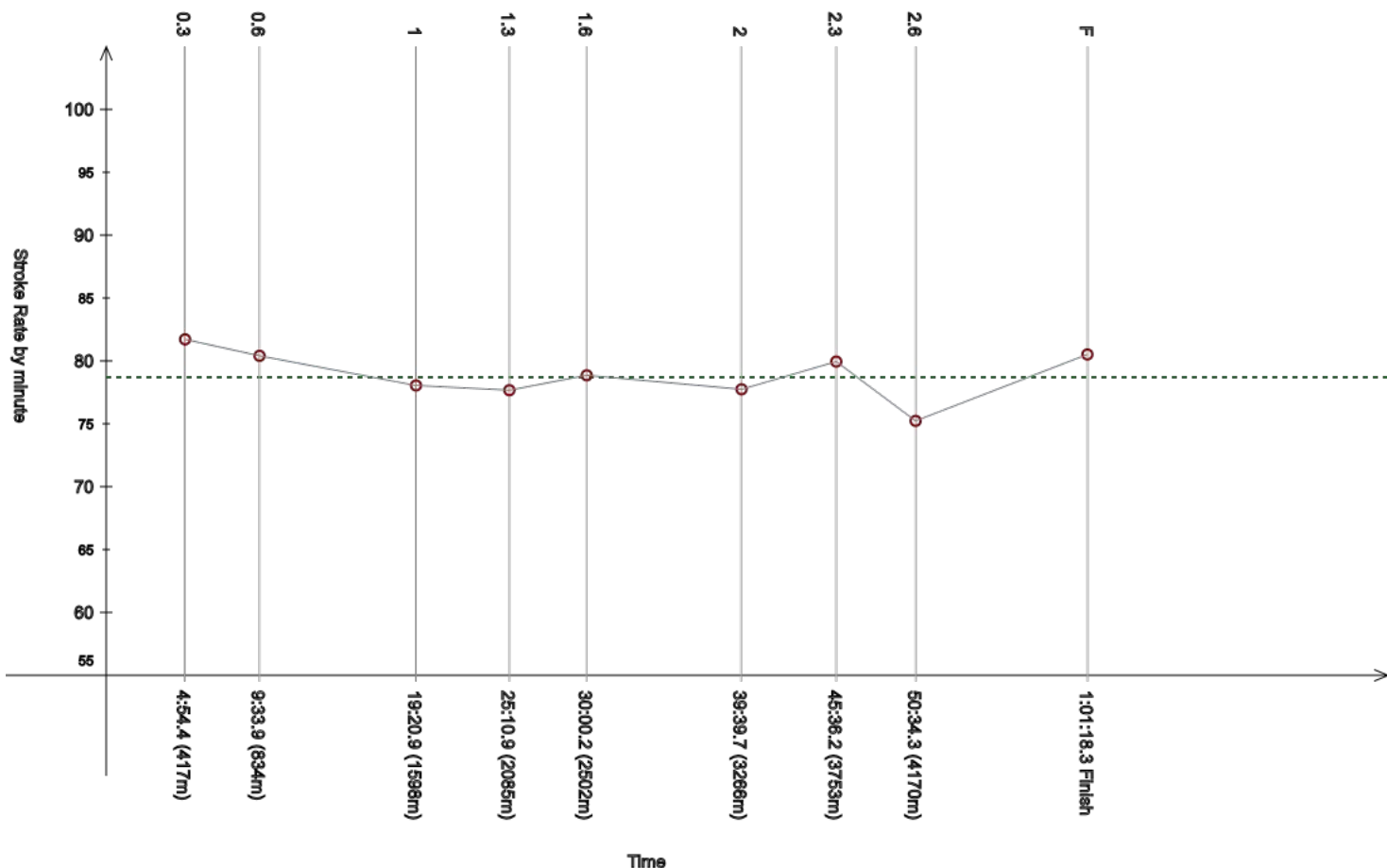


Legend:			
+	Gap or time behind	++	One minute or more behind in split time
-	Information not available	----	Stroke Rate Average
F	Finish	SPM	Average strokes per minute
STC	Total strokes		

Official Timekeeping by OMEGA

Event 103
18 JUL 2023 - 8:00
5km Women
5km - femmes
Race Analysis
 Analyse de la course

Rank	Bib	Name	NAT Code					Finish Time	Gap							
18	24	DENIGAN Mariah	USA					1:01:18.3	+1:46.6							
Lap	Time	Rank	Gap	SPM	Lap	Time	Rank	Gap	SPM	Lap	Time	Rank	Gap	SPM	SPM	STC
0.3	4:54.4	(15)	+7.5	81.7	0.6	9:33.9	(6)	+6.3	80.4	1	19:20.9	(17)	+14.8	78.1		
						4:39.5					9:47.0					
1.3	25:10.9	(18)	+26.5	77.7	1.6	30:00.2	(19)	+45.1	78.9	2	39:39.7	(8)	+50.4	77.7	78.7	4895
	5:50.0					4:49.3					9:39.5					
2.3	45:36.2	(15)	++	80.0	2.6	50:34.3	(20)	++	75.2	F	1:01:18.3	(18)	++	80.5		
	5:56.5					4:58.1					10:44.0					



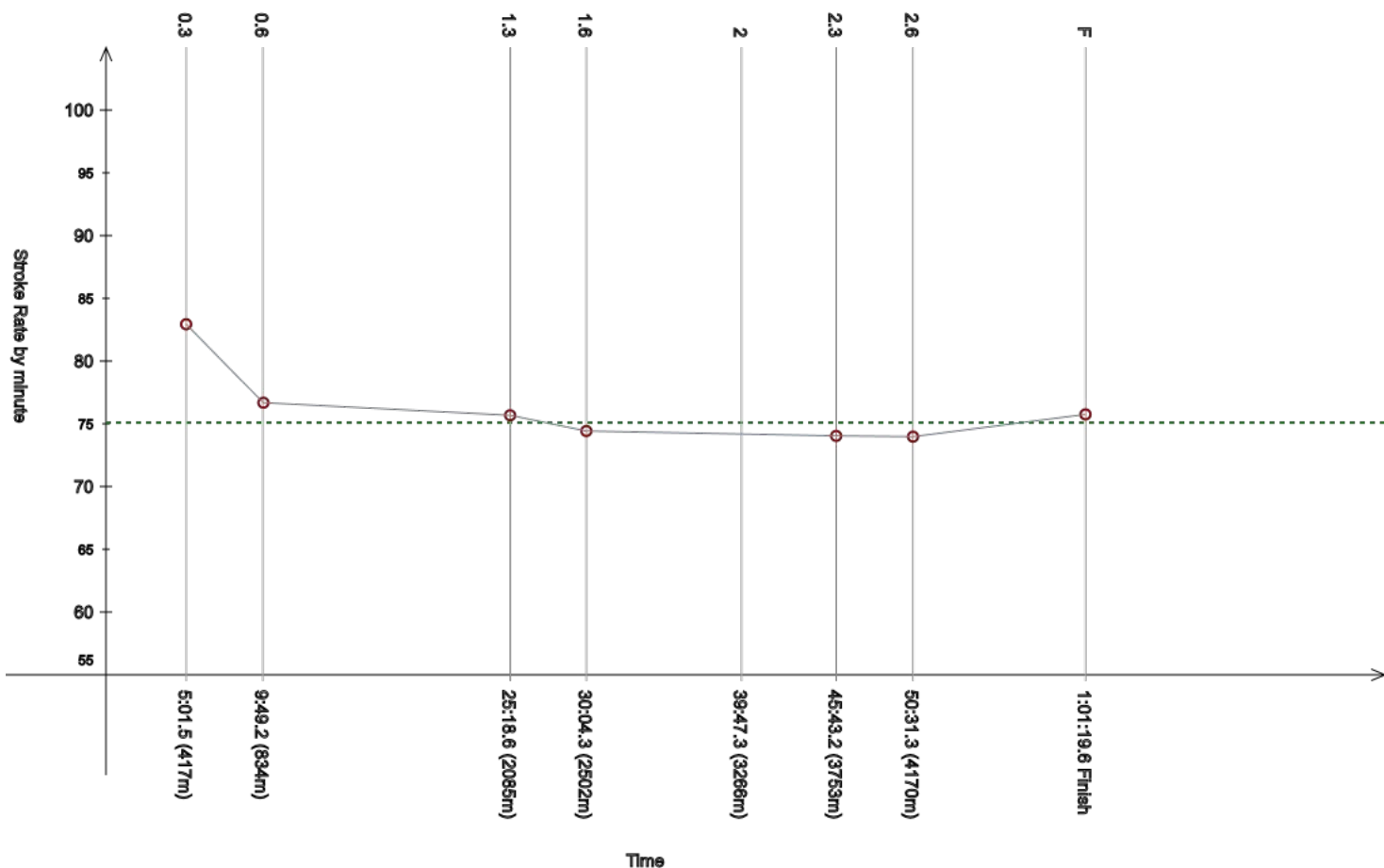
Legend:	+ Gap or time behind	++ One minute or more behind in split time	--- Stroke Rate Average
F Finish	SPM Average strokes per minute	STC Total strokes	

Official Timekeeping by OMEGA

Event 103
18 JUL 2023 - 8:00
5km Women
5km - femmes
Race Analysis
 Analyse de la course

Rank	Bib	Name	NAT Code	Finish Time	Gap
19	31	WANG Kexin	CHN	1:01:19.6	+1:47.9

Lap	Time	Rank	Gap	SPM	Lap	Time	Rank	Gap	SPM	Lap	Time	Rank	Gap	SPM	SPM	STC
0.3	5:01.5	(34)	+14.6	82.9	0.6	9:49.2	(=33)	+21.6	76.7	1	-	-	-	-	-	-
						4:47.7										
1.3	25:18.6	(=23)	+34.2	75.7	1.6	30:04.3	(=22)	+49.2	74.4	2	39:47.3	(10)	+58.0	-	75.1	4656
						4:45.7					9:43.0					
2.3	45:43.2	(20)	++	74.0	2.6	50:31.3	(19)	++	74.0	F	1:01:19.6	(19)	++	75.8		
	5:55.9					4:48.1					10:48.3					

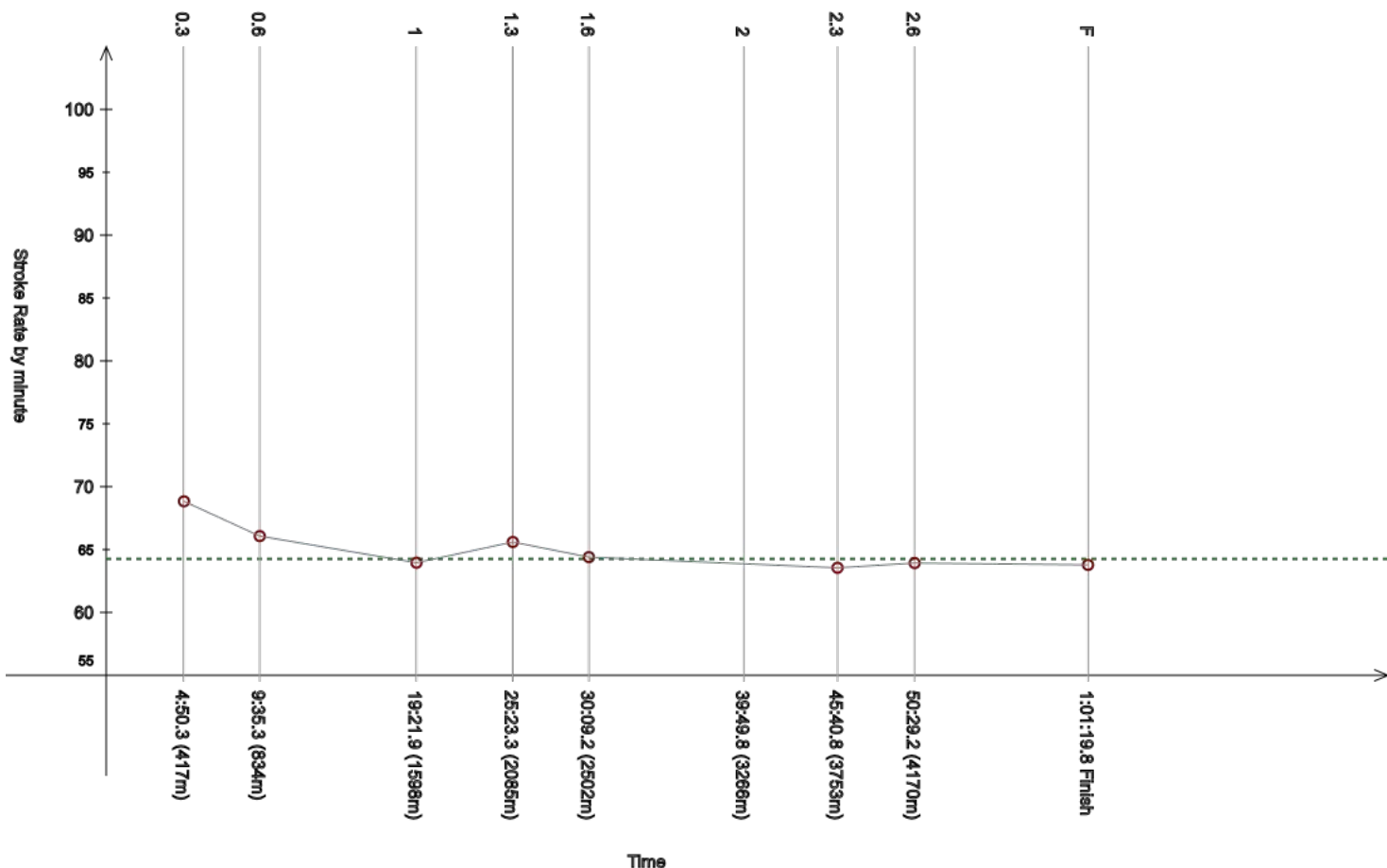


Legend:			
+	Gap or time behind	++	One minute or more behind in split time
-	Information not available	----	Stroke Rate Average
F	Finish	SPM	Average strokes per minute
STC	Total strokes		

Official Timekeeping by OMEGA

Event 103
18 JUL 2023 - 8:00
5km Women
5km - femmes
Race Analysis
 Analyse de la course

Rank	Bib	Name	NAT Code					Finish Time	Gap							
20	4	CRISP Bianca	AUS					1:01:19.8	+1:48.1							
Lap	Time	Rank	Gap	SPM	Lap	Time	Rank	Gap	SPM	Lap	Time	Rank	Gap	SPM	SPM	STC
0.3	4:50.3	(8)	+3.4	68.8	0.6	9:35.3	(10)	+7.7	66.1	1	19:21.9	(21)	+15.8	64.0		
						4:45.0					9:46.6					
1.3	25:23.3	(28)	+38.9	65.6	1.6	30:09.2	(26)	+54.1	64.4	2	39:49.8	(=12)	++	-	64.3	3982
	6:01.4					4:45.9					9:40.6					
2.3	45:40.8	(17)	++	63.6	2.6	50:29.2	(17)	++	63.9	F	1:01:19.8	(20)	++	63.8		
	5:51.0					4:48.4					10:50.6					



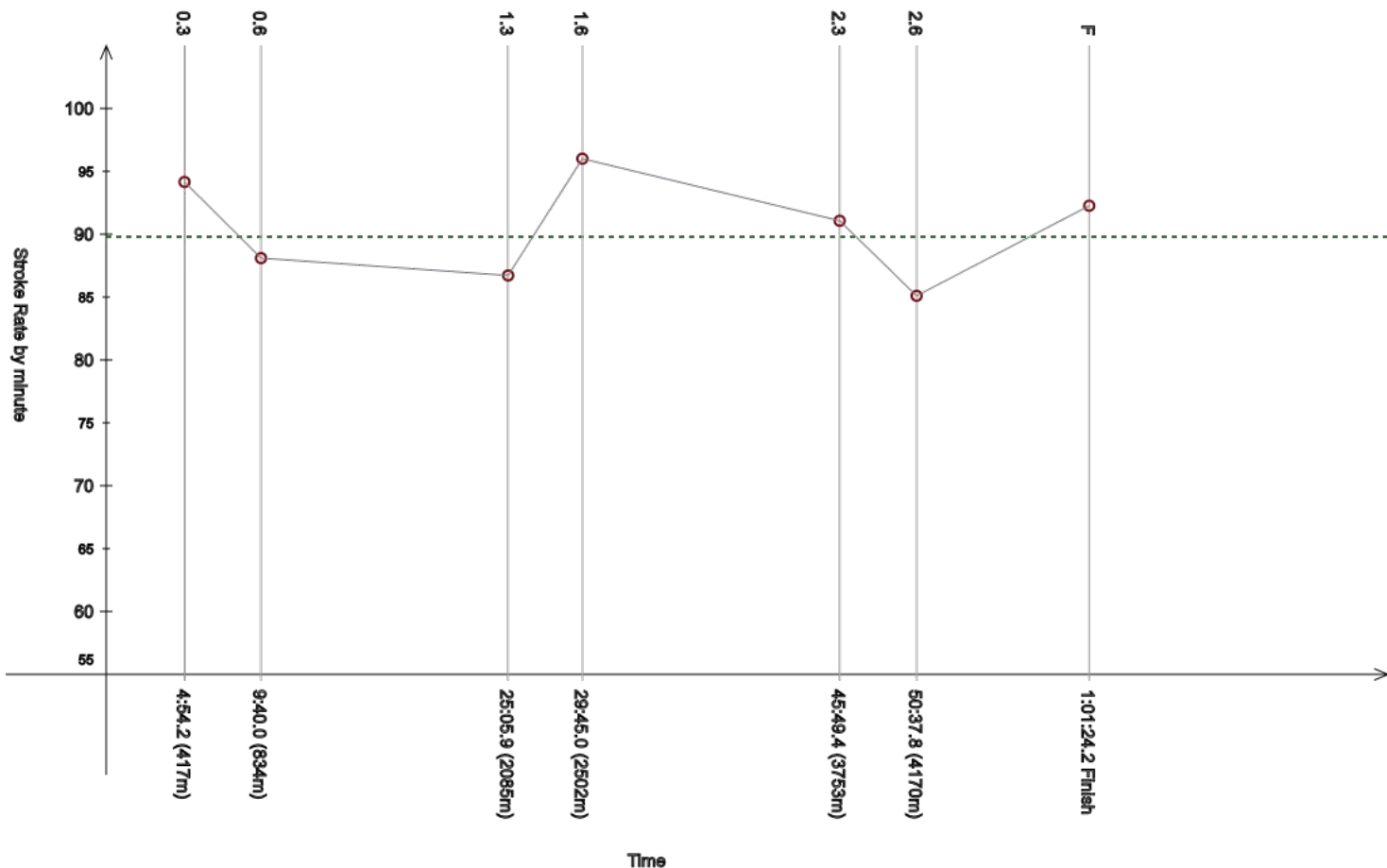
Legend:	+ Gap or time behind	++ One minute or more behind in split time	--- Stroke Rate Average
F Finish	SPM Average strokes per minute	STC Total strokes	

Official Timekeeping by OMEGA

Event 103
18 JUL 2023 - 8:00
5km Women
5km - femmes
Race Analysis
 Analyse de la course

Rank	Bib	Name	NAT Code	Finish Time	Gap
21	41	BRUNI Rachele	ITA	1:01:24.2	+1:52.5

Lap	Time	Rank	Gap	SPM	Lap	Time	Rank	Gap	SPM	Lap	Time	Rank	Gap	SPM	SPM	STC
0.3	4:54.2	(14)	+7.3	94.2	0.6	9:40.0	(16)	+12.4	88.1	1	-	-	-	-	-	-
						4:45.8										
1.3	25:05.9	(15)	+21.5	86.7	1.6	29:45.0	(15)	+29.9	96.0	2	-	-	-	-	89.8	5545
	-					4:39.1										
2.3	45:49.4	(23)	++	91.1	2.6	50:37.8	(21)	++	85.1	F	1:01:24.2	(21)	++	92.3		
	-					4:48.4					10:46.4					



Legend:			
+	Gap or time behind	++	One minute or more behind in split time
-	Information not available	----	Stroke Rate Average
F	Finish	SPM	Average strokes per minute
STC	Total strokes		

Official Timekeeping by OMEGA

Event 103
18 JUL 2023 - 8:00

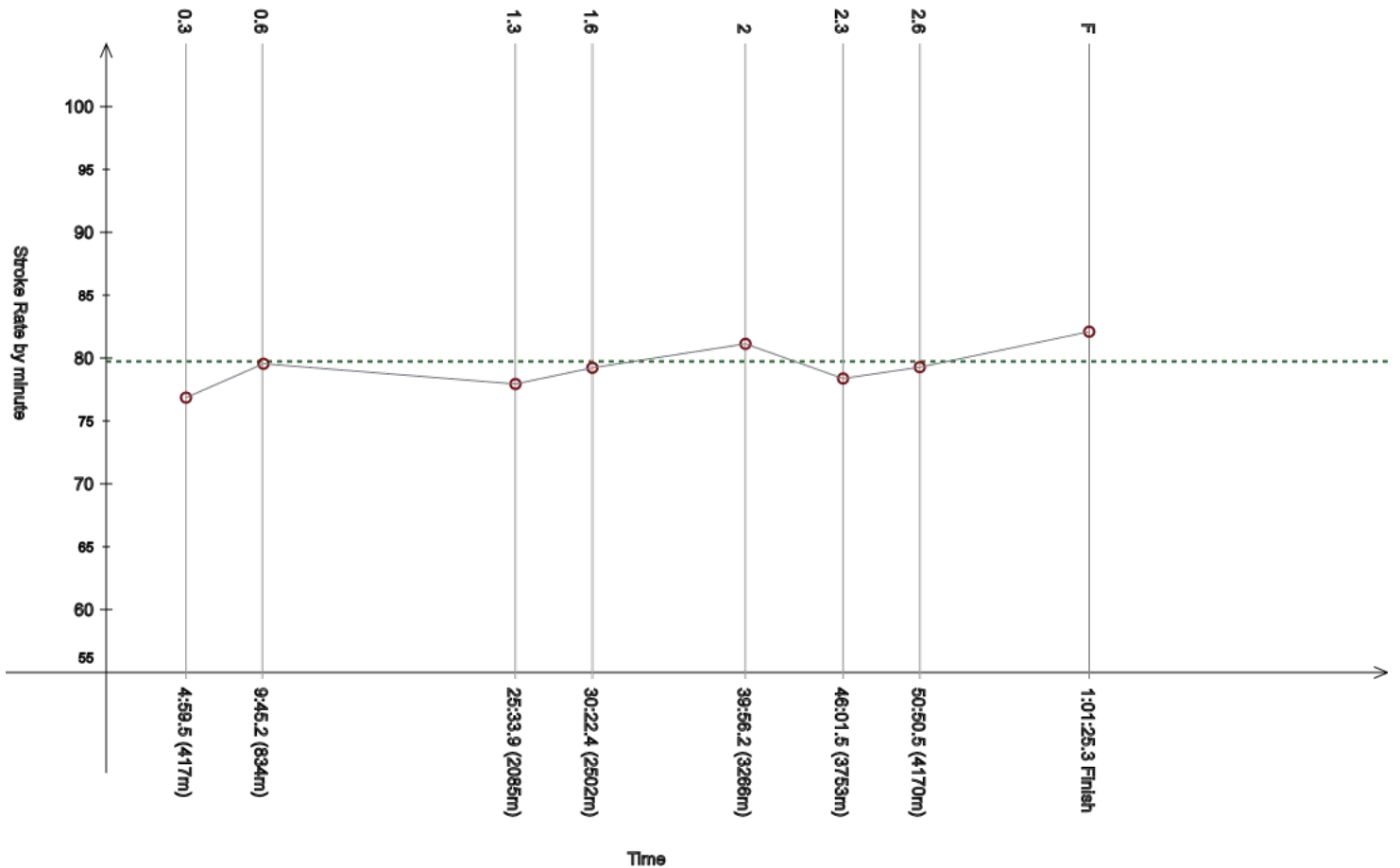
5km Women
5km - femmes

Race Analysis

Analyse de la course

Rank	Bib	Name	NAT Code	Finish Time	Gap
22	29	SANCHEZ LORA Candela	ESP	1:01:25.3	+1:53.6

Lap	Time	Rank	Gap	SPM	Lap	Time	Rank	Gap	SPM	Lap	Time	Rank	Gap	SPM	SPM	STC
0.3	4:59.5	(=26)	+12.6	76.9	0.6	9:45.2	(29)	+17.6	79.6	1	-	-	-	-	-	-
						4:45.7					-					
1.3	25:33.9	(42)	+49.5	77.9	1.6	30:22.4	(34)	++	79.2	2	39:56.2	(15)	++	81.1	79.7	4956
	-					4:48.5					9:33.8					
2.3	46:01.5	(26)	++	78.4	2.6	50:50.5	(25)	++	79.3	F	1:01:25.3	(22)	++	82.1		
	6:05.3					4:49.0					10:34.8					

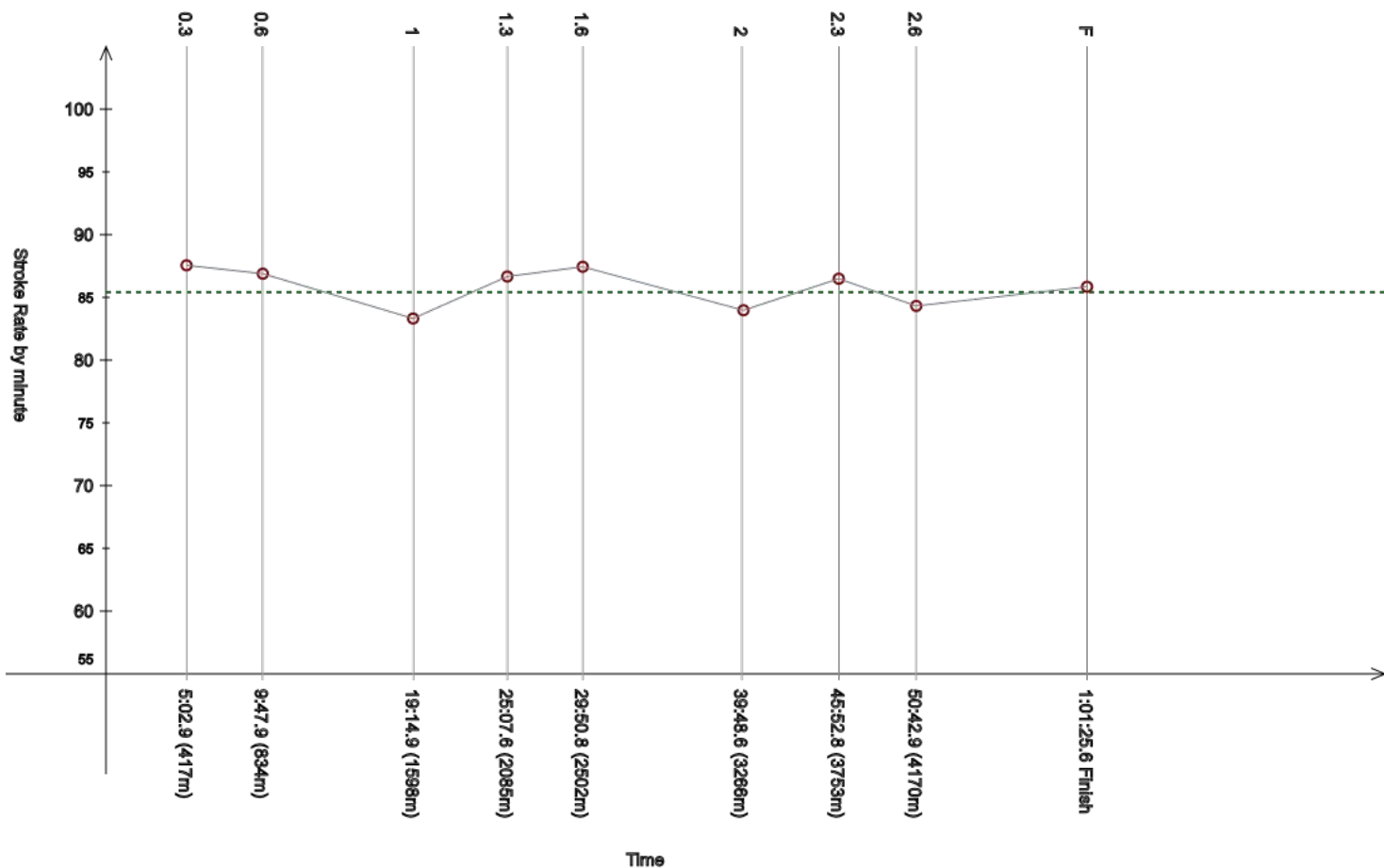


Legend:			
+	Gap or time behind	++	One minute or more behind in split time
-	Information not available	----	Stroke Rate Average
F	Finish	SPM	Average strokes per minute
STC	Total strokes		

Official Timekeeping by OMEGA

Event 103
18 JUL 2023 - 8:00
5km Women
5km - femmes
Race Analysis
 Analyse de la course

Rank	Bib	Name	NAT Code					Finish Time	Gap							
23	60	PERSE Spela	SLO					1:01:25.6	+1:53.9							
Lap	Time	Rank	Gap	SPM	Lap	Time	Rank	Gap	SPM	Lap	Time	Rank	Gap	SPM	SPM	STC
0.3	5:02.9	(37)	+16.0	87.6	0.6	9:47.9	(30)	+20.3	86.9	1	19:14.9	(7)	+8.8	83.3		
						4:45.0					9:27.0					
1.3	25:07.6	(16)	+23.2	86.7	1.6	29:50.8	(16)	+35.7	87.4	2	39:48.6	(11)	+59.3	84.0	85.4	5274
						4:43.2					9:57.8					
2.3	45:52.8	(24)	++	86.5	2.6	50:42.9	(24)	++	84.3	F	1:01:25.6	(23)	++	85.9		
	6:04.2					4:50.1					10:42.7					



Legend:	+ Gap or time behind	++ One minute or more behind in split time	--- Stroke Rate Average
F Finish	SPM Average strokes per minute	STC Total strokes	

Official Timekeeping by OMEGA

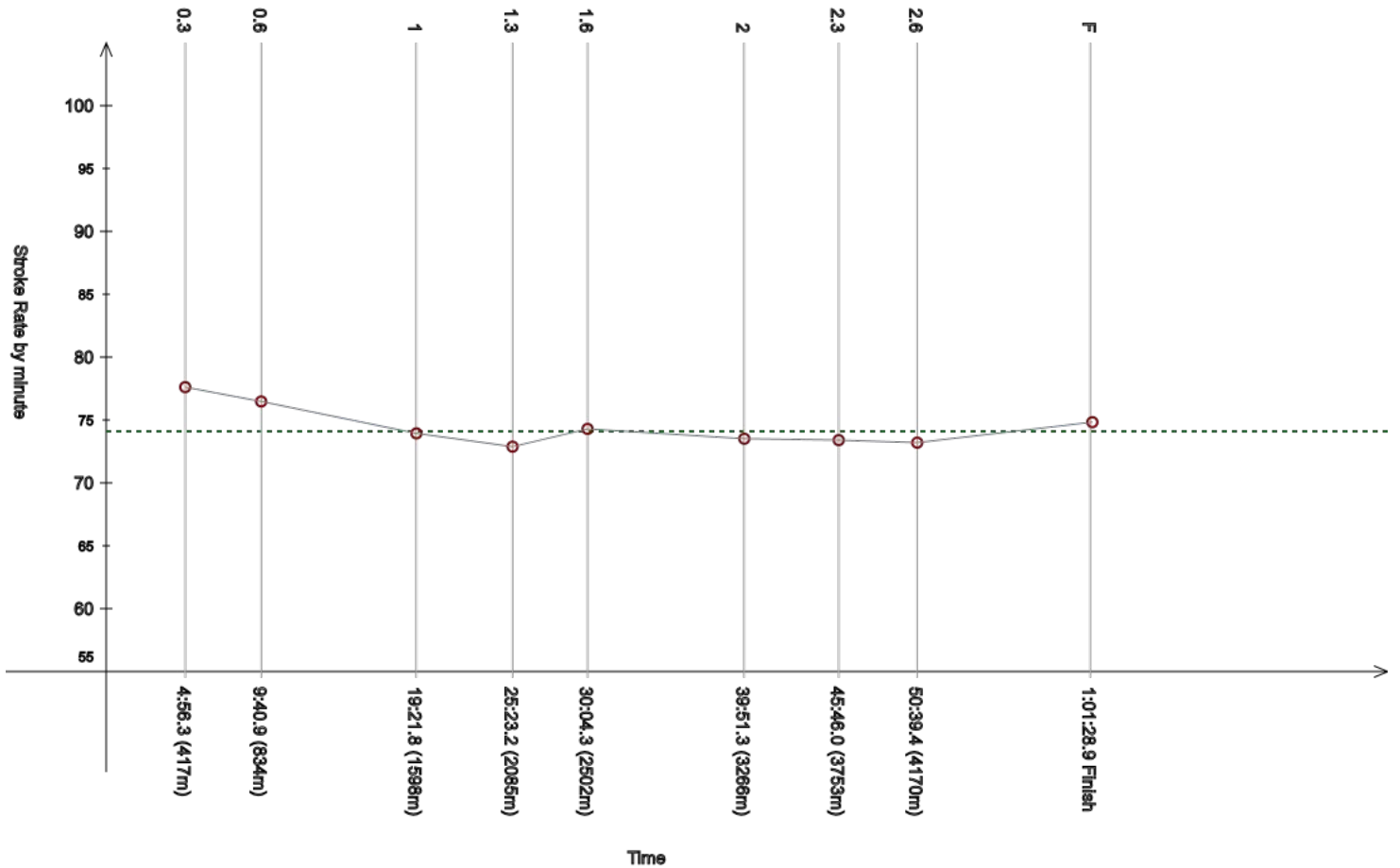
Event 103
18 JUL 2023 - 8:00

5km Women
5km - femmes

Race Analysis

Analyse de la course

Rank	Bib	Name	NAT Code					Finish Time	Gap							
24	51	de JAGER Amica	RSA					1:01:28.9	+1:57.2							
Lap	Time	Rank	Gap	SPM	Lap	Time	Rank	Gap	SPM	Lap	Time	Rank	Gap	SPM	SPM	STC
0.3	4:56.3	(19)	+9.4	77.6	0.6	9:40.9	(19)	+13.3	76.5	1	19:21.8	(20)	+15.7	73.9		
						4:44.6					9:40.9					
1.3	25:23.2	(27)	+38.8	72.9	1.6	30:04.3	(=22)	+49.2	74.3	2	39:51.3	(14)	++	73.5	74.1	4644
	6:01.4					4:41.1					9:47.0					
2.3	45:46.0	(22)	++	73.4	2.6	50:39.4	(23)	++	73.2	F	1:01:28.9	(24)	++	74.8		
	5:54.7					4:53.4					10:49.5					

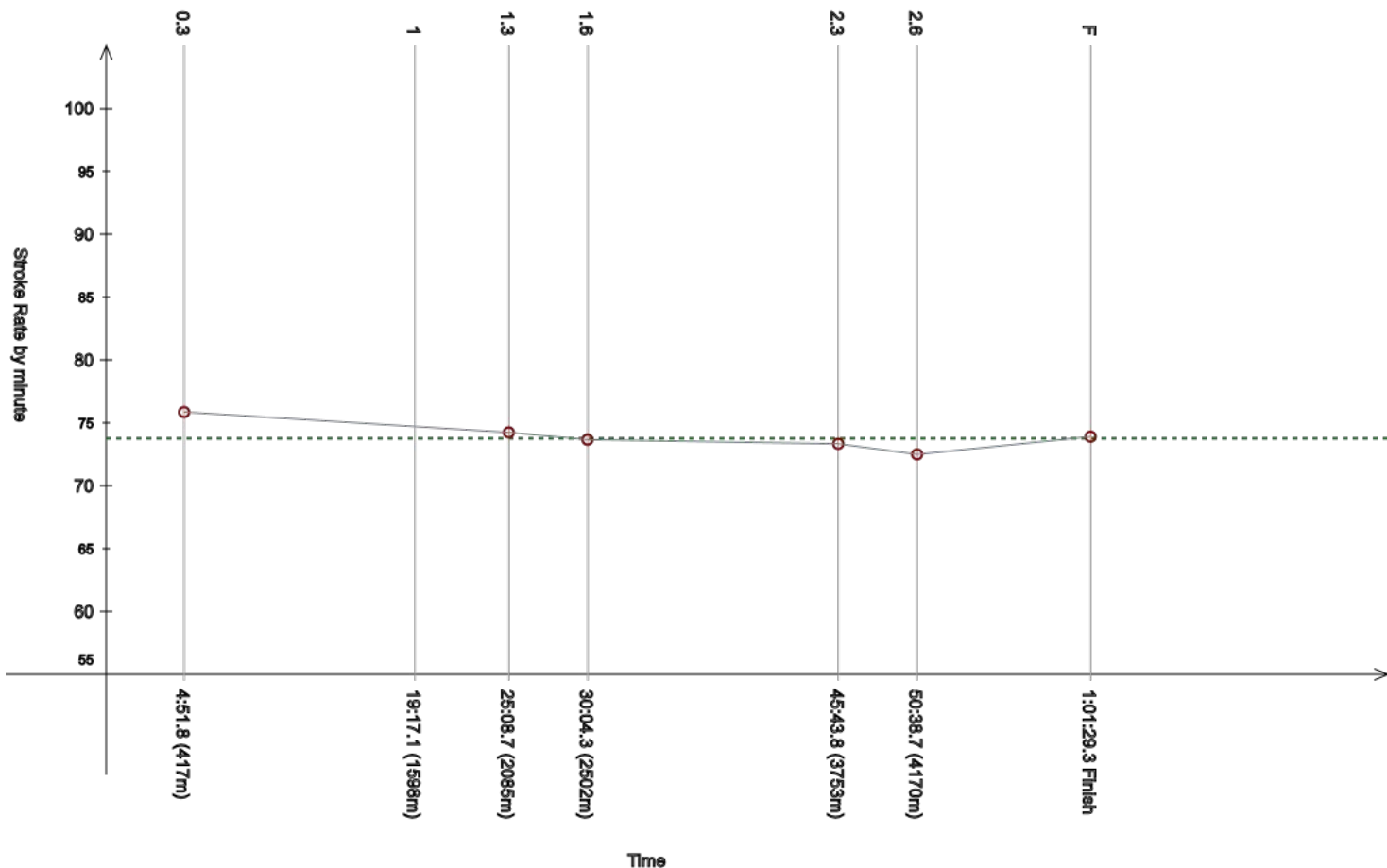


Legend:	+ Gap or time behind	++ One minute or more behind in split time	--- Stroke Rate Average
F Finish	SPM Average strokes per minute	STC Total strokes	

Official Timekeeping by OMEGA

Event 103
18 JUL 2023 - 8:00
5km Women
5km - femmes
Race Analysis
 Analyse de la course

Rank	Bib	Name								NAT Code						Finish Time	Gap
25	22	LIEW Li-Shan Chantal								SGP						1:01:29.3	+1:57.6
Lap	Time	Rank	Gap	SPM	Lap	Time	Rank	Gap	SPM	Lap	Time	Rank	Gap	SPM	SPM	STC	
0.3	4:51.8	(11)	+4.9	75.9	0.6	-	-	-	-	1	19:17.1	(10)	+11.0	-			
1.3	25:08.7	(17)	+24.3	74.2	1.6	30:04.3	(=22)	+49.2	73.7	2	-	-	-	-	73.8	4577	
	5:51.6					4:55.6											
2.3	45:43.8	(21)	++	73.3	2.6	50:38.7	(22)	++	72.5	F	1:01:29.3	(25)	++	73.9			
	-					4:54.9					10:50.6						



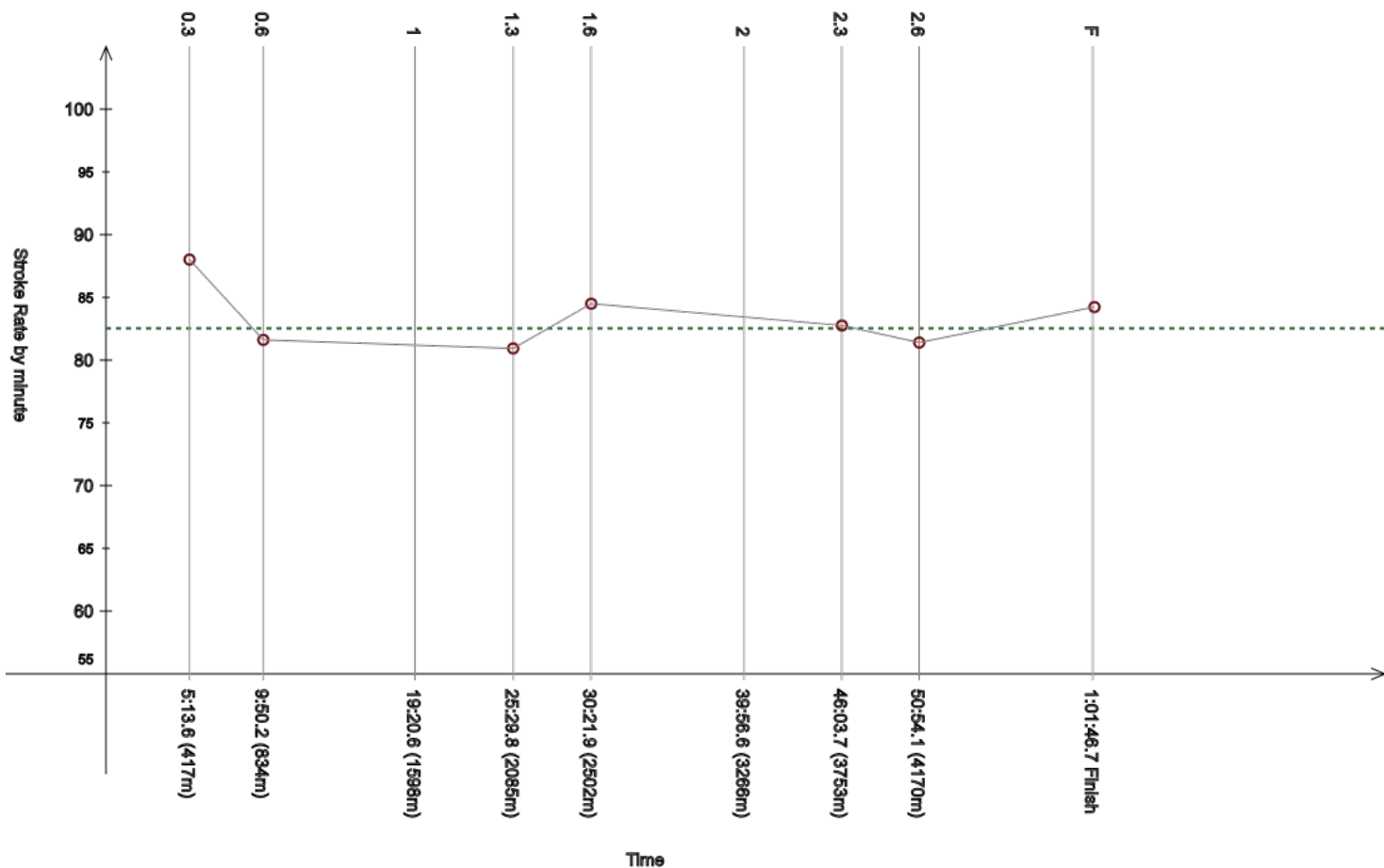
Legend:			
+	Gap or time behind	++	One minute or more behind in split time
-	Information not available	----	Stroke Rate Average
F	Finish	SPM	Average strokes per minute
STC	Total strokes		

Official Timekeeping by OMEGA

Event 103
18 JUL 2023 - 8:00
5km Women
5km - femmes
Race Analysis
 Analyse de la course

Rank	Bib	Name	NAT Code	Finish Time	Gap
26	61	STERBOVA Lenka	CZE	1:01:46.7	+2:15.0

Lap	Time	Rank	Gap	SPM	Lap	Time	Rank	Gap	SPM	Lap	Time	Rank	Gap	SPM	SPM	STC
0.3	5:13.6	(52)	+26.7	88.0	0.6	9:50.2	(36)	+22.6	81.6	1	19:20.6	(15)	+14.5	-		
						4:36.6					9:30.4					
1.3	25:29.8	(=34)	+45.4	80.9	1.6	30:21.9	(33)	++	84.5	2	39:56.6	(16)	++	-	82.5	5107
	6:09.2					4:52.1					9:34.7					
2.3	46:03.7	(27)	++	82.8	2.6	50:54.1	(27)	++	81.4	F	1:01:46.7	(26)	++	84.2		
	6:07.1					4:50.4					10:52.6					



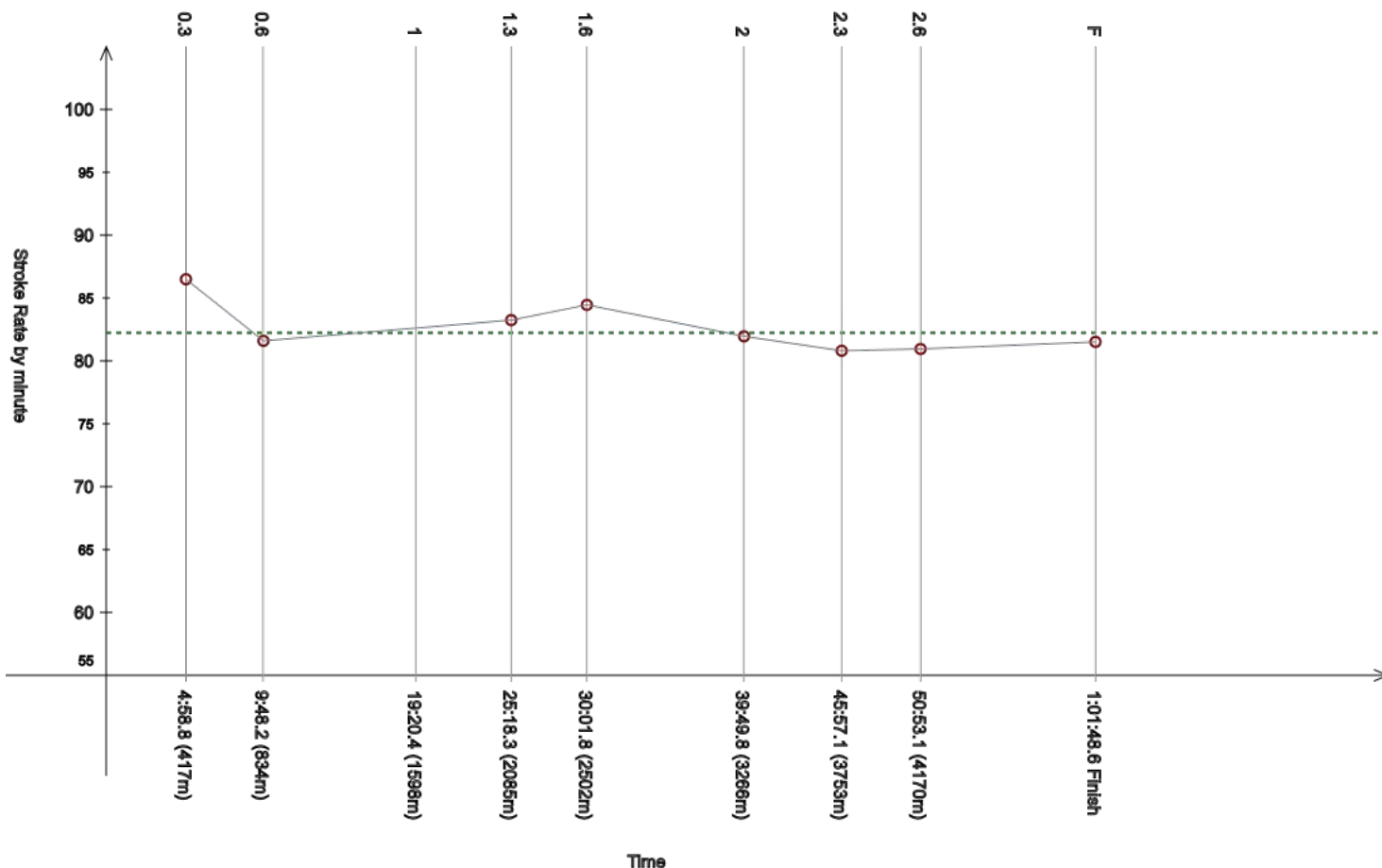
Legend:	+ Gap or time behind	++ One minute or more behind in split time	---- Stroke Rate Average
F Finish	SPM Average strokes per minute	STC Total strokes	

Official Timekeeping by OMEGA

Event 103
18 JUL 2023 - 8:00
5km Women
5km - femmes
Race Analysis
 Analyse de la course

Rank	Bib	Name	NAT Code	Finish Time	Gap
27	27	GIANNOPOULOU Nefeli Evangelia	GRE	1:01:48.6	+2:16.9

Lap	Time	Rank	Gap	SPM	Lap	Time	Rank	Gap	SPM	Lap	Time	Rank	Gap	SPM	SPM	STC
0.3	4:58.8	(24)	+11.9	86.5	0.6	9:48.2	(=31)	+20.6	81.6	1	19:20.4	(=13)	+14.3	-		
						4:49.4					9:32.2					
1.3	25:18.3	(22)	+33.9	83.2	1.6	30:01.8	(20)	+46.7	84.5	2	39:49.8	(=12)	++	82.0	82.2	5119
						4:43.5					9:48.0					
2.3	45:57.1	(25)	++	80.8	2.6	50:53.1	(26)	++	81.0	F	1:01:48.6	(27)	++	81.5		
	6:07.3					4:56.0					10:55.5					



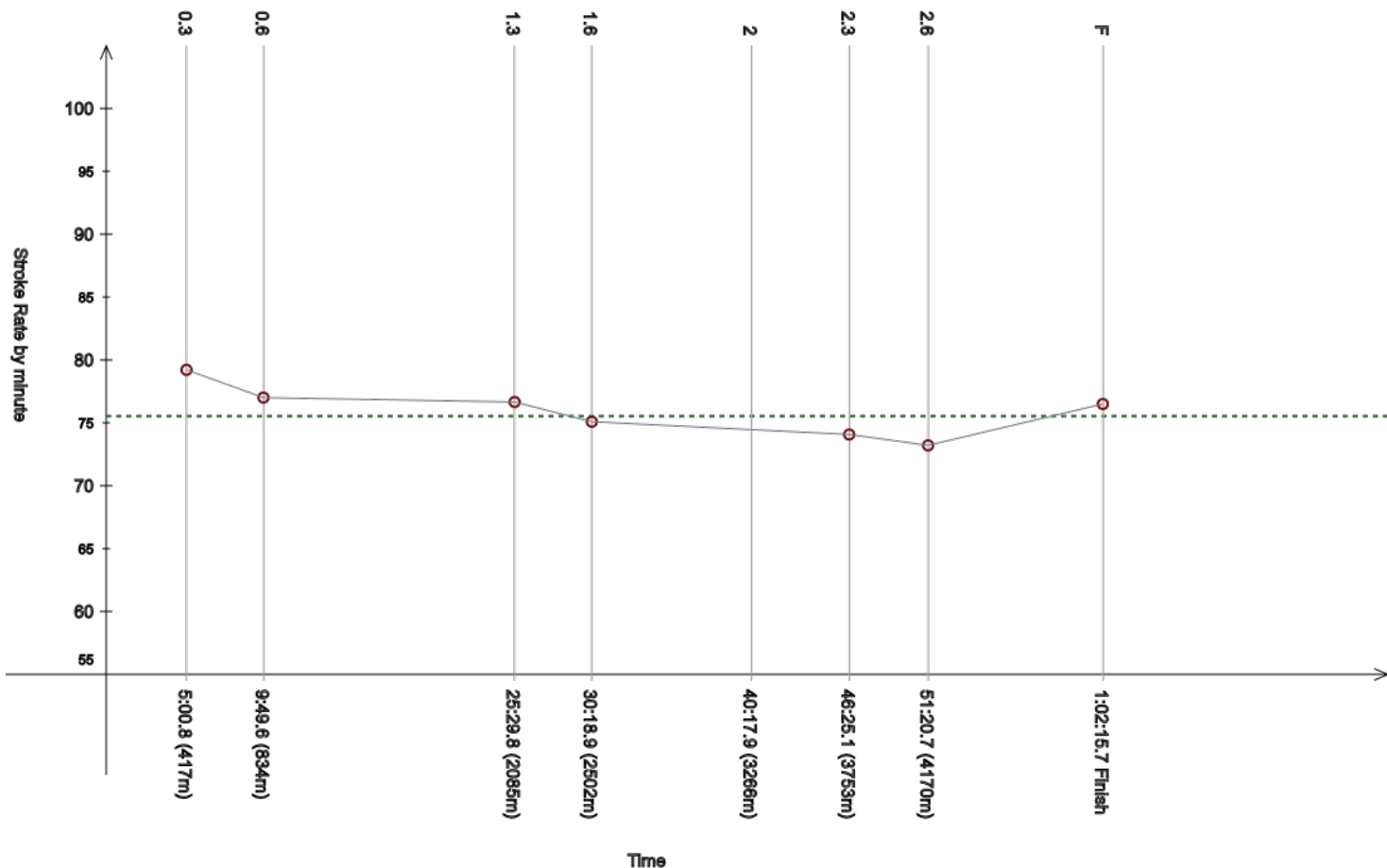
Legend:	+ Gap or time behind	++ One minute or more behind in split time	--- Stroke Rate Average
F Finish	SPM Average strokes per minute	STC Total strokes	

Official Timekeeping by OMEGA

Event 103
18 JUL 2023 - 8:00
5km Women
5km - femmes
Race Analysis
 Analyse de la course

Rank	Bib	Name	NAT Code	Finish Time	Gap
28	53	NIP Tsz Yin	HKG	1:02:15.7	+2:44.0

Lap	Time	Rank	Gap	SPM	Lap	Time	Rank	Gap	SPM	Lap	Time	Rank	Gap	SPM	SPM	STC
0.3	5:00.8	(31)	+13.9	79.2	0.6	9:49.6	(35)	+22.0	77.0	1	-	-	-	-	-	-
						4:48.8					-					
1.3	25:29.8	(=34)	+45.4	76.7	1.6	30:18.9	(30)	++	75.1	2	40:17.9	(22)	++	-	75.5	4769
						4:49.1					9:59.0					
2.3	46:25.1	(33)	++	74.1	2.6	51:20.7	(32)	++	73.2	F	1:02:15.7	(28)	++	76.5		
	6:07.2					4:55.6					10:55.0					



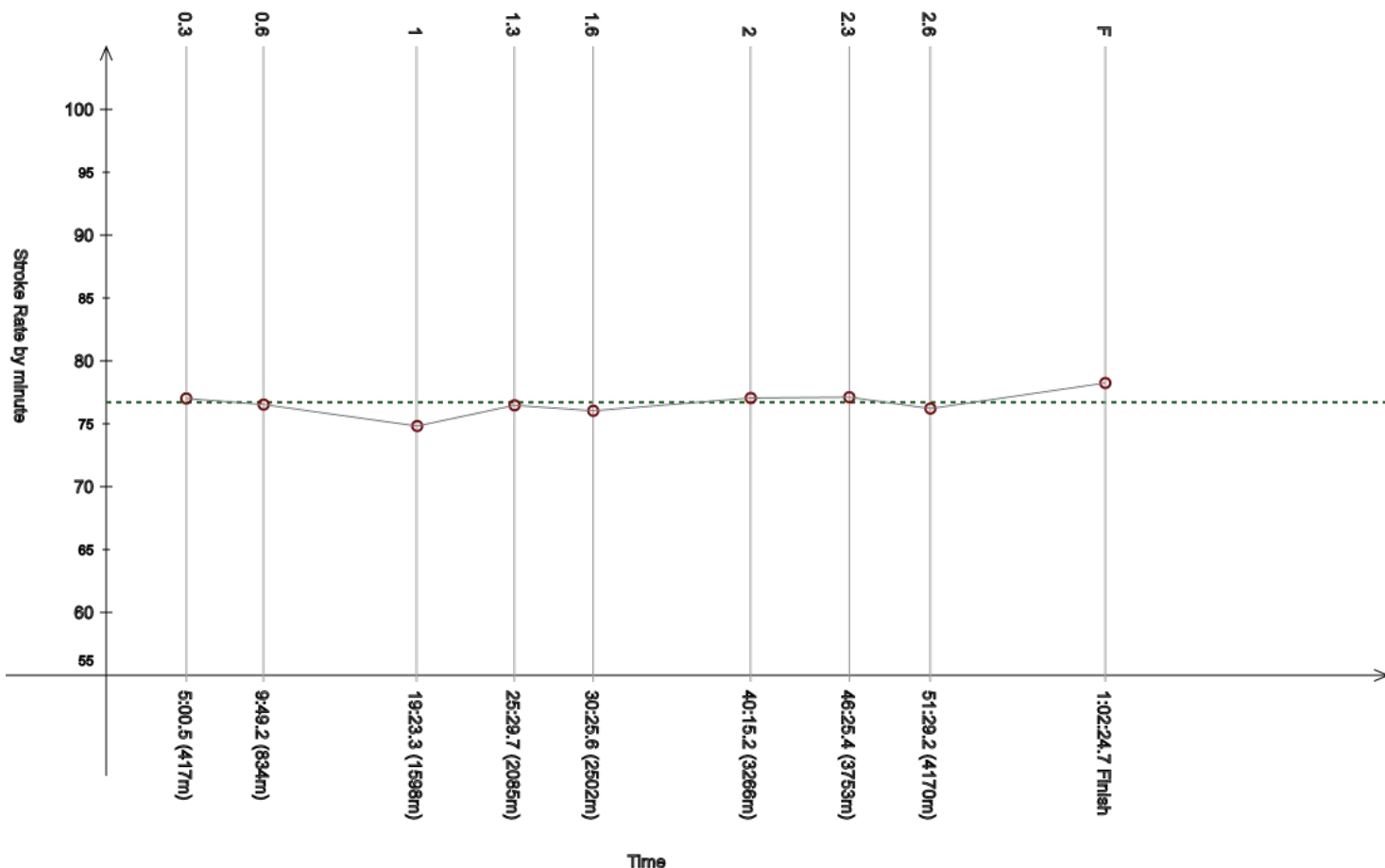
Legend:			
+	Gap or time behind	++	One minute or more behind in split time
-	Information not available	----	Stroke Rate Average
F	Finish	SPM	Average strokes per minute
STC	Total strokes		

Official Timekeeping by OMEGA

Event 103
18 JUL 2023 - 8:00
5km Women
5km - femmes
Race Analysis
 Analyse de la course

Rank	Bib	Name	NAT Code	Finish Time	Gap
29	45	GIORDANINO Candela	ARG	1:02:24.7	+2:53.0

Lap	Time	Rank	Gap	SPM	Lap	Time	Rank	Gap	SPM	Lap	Time	Rank	Gap	SPM	SPM	STC
0.3	5:00.5	(30)	+13.6	77.0	0.6	9:49.2	(=33)	+21.6	76.5	1	19:23.3	(23)	+17.2	74.8		
						4:48.7					9:34.1					
1.3	25:29.7	(33)	+45.3	76.5	1.6	30:25.6	(39)	++	76.0	2	40:15.2	(20)	++	77.1	76.7	4823
	6:06.4					4:55.9					9:49.6					
2.3	46:25.4	(34)	++	77.1	2.6	51:29.2	(41)	++	76.2	F	1:02:24.7	(29)	++	78.2		
	6:10.2					5:03.8					10:55.5					



Legend:	+ Gap or time behind	++ One minute or more behind in split time	--- Stroke Rate Average
F Finish	SPM Average strokes per minute	STC Total strokes	

Official Timekeeping by OMEGA

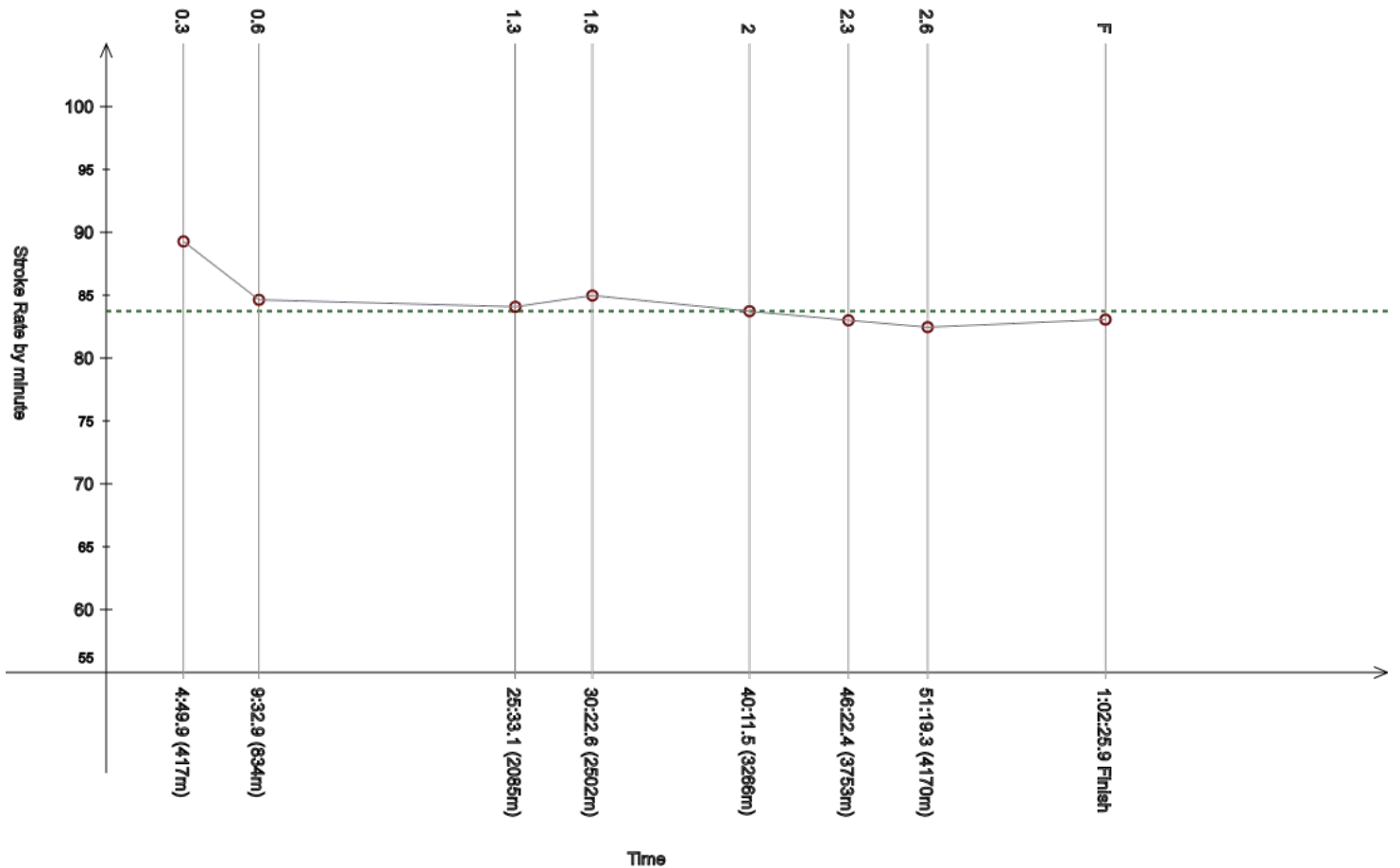
Event 103
18 JUL 2023 - 8:00

5km Women
5km - femmes

Race Analysis

Analyse de la course

Rank	Bib	Name	NAT Code					Finish Time	Gap							
30	20	TASZHANOVA Diana	KAZ					1:02:25.9	+2:54.2							
Lap	Time	Rank	Gap	SPM	Lap	Time	Rank	Gap	SPM	Lap	Time	Rank	Gap	SPM	SPM	STC
0.3	4:49.9	(6)	+3.0	89.3	0.6	9:32.9	(5)	+5.3	84.6	1	-	-	-	-		
						4:43.0					-					
1.3	25:33.1	(39)	+48.7	84.1	1.6	30:22.6	(35)	++	85.0	2	40:11.5	(19)	++	83.7	83.7	5343
						4:49.5					9:48.9					
2.3	46:22.4	(30)	++	83.0	2.6	51:19.3	(30)	++	82.5	F	1:02:25.9	(30)	++	83.1		
	6:10.9					4:56.9					11:06.6					



Legend:			
+	Gap or time behind	++	One minute or more behind in split time
-	Information not available	----	Stroke Rate Average
F	Finish	SPM	Average strokes per minute
STC	Total strokes		

Official Timekeeping by OMEGA

Event 103
18 JUL 2023 - 8:00

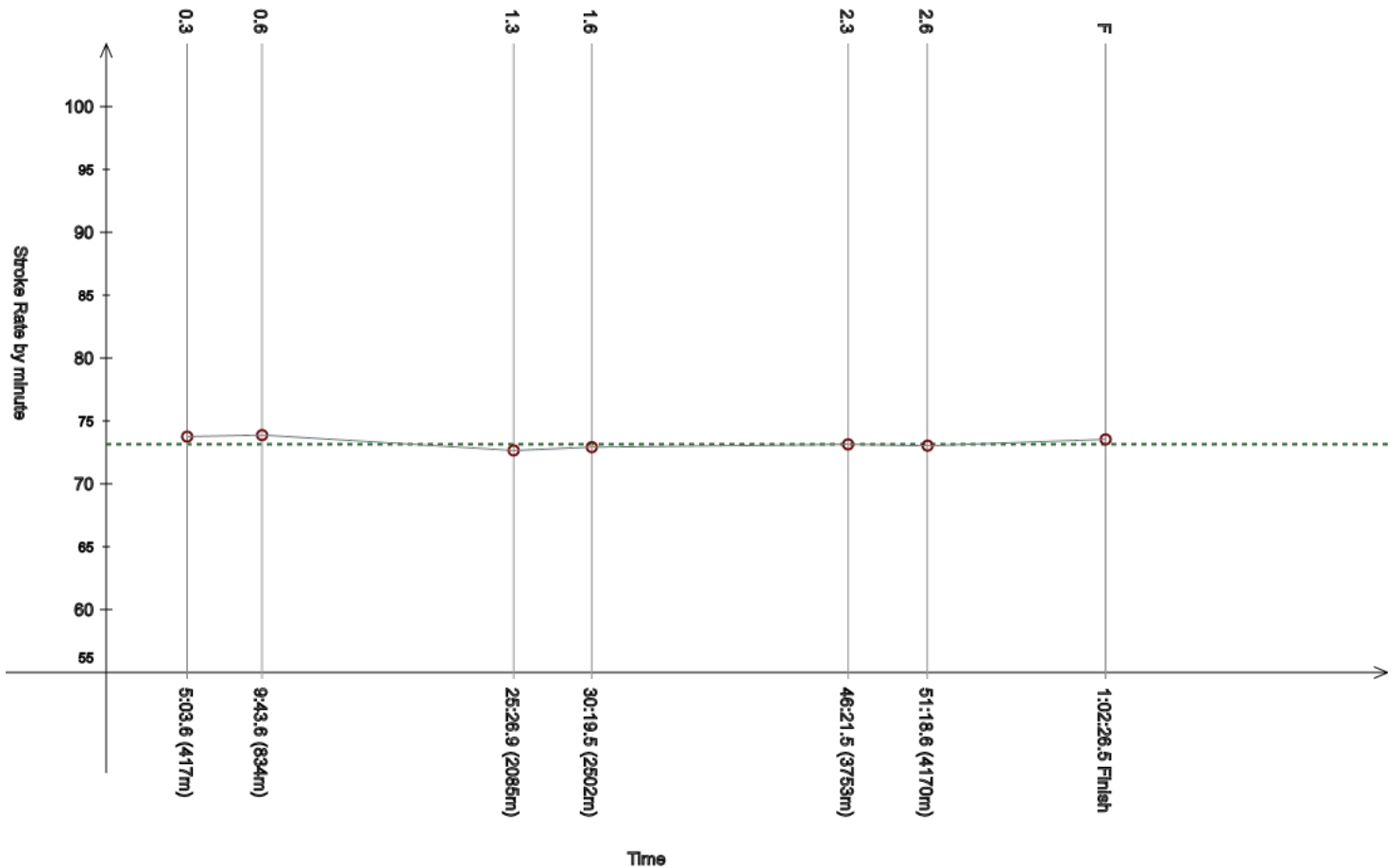
5km Women
5km - femmes

Race Analysis

Analyse de la course

Rank	Bib	Name	NAT Code	Finish Time	Gap
31	13	TENG Yu-Wen	TPE	1:02:26.5	+2:54.8

Lap	Time	Rank	Gap	SPM	Lap	Time	Rank	Gap	SPM	Lap	Time	Rank	Gap	SPM	SPM	STC
0.3	5:03.6	(=41)	+16.7	73.8	0.6	9:43.6	(26)	+16.0	73.9	1	-	-	-	-	-	-
						4:40.0										
1.3	25:26.9	(31)	+42.5	72.7	1.6	30:19.5	(32)	++	72.9	2	-	-	-	-	73.2	4588
	-					4:52.6										
2.3	46:21.5	(29)	++	73.1	2.6	51:18.6	(29)	++	73.0	F	1:02:26.5	(31)	++	73.5		
	-					4:57.1					11:07.9					



Legend:			
+	Gap or time behind	++	One minute or more behind in split time
-	Information not available	----	Stroke Rate Average
F	Finish	SPM	Average strokes per minute
STC	Total strokes		

Official Timekeeping by OMEGA

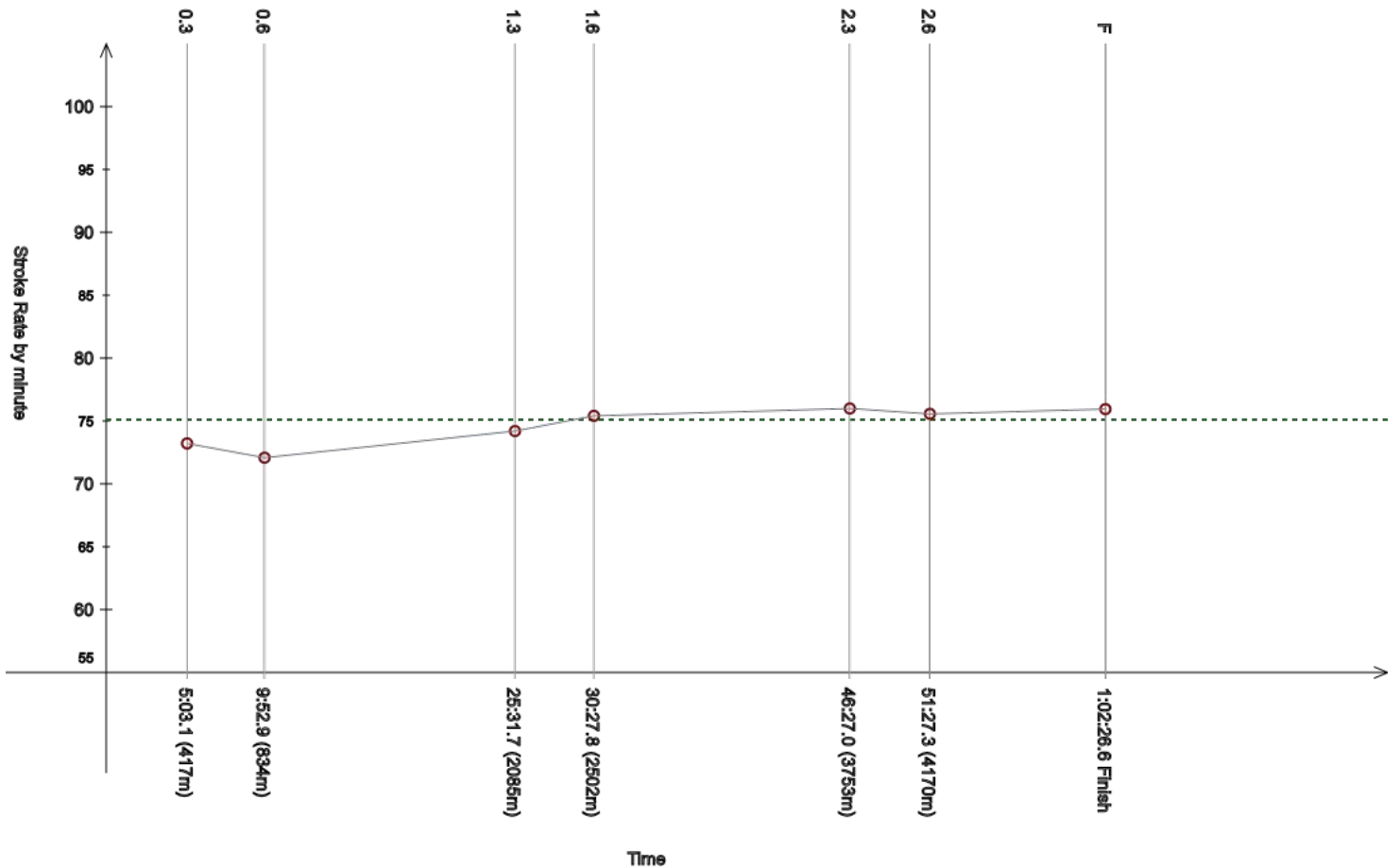
Event 103
18 JUL 2023 - 8:00

5km Women
5km - femmes

Race Analysis

Analyse de la course

Rank	Bib	Name	NAT Code					Finish Time	Gap							
32	33	SANDOVAL Martha	MEX					1:02:26.6	+2:54.9							
Lap	Time	Rank	Gap	SPM	Lap	Time	Rank	Gap	SPM	Lap	Time	Rank	Gap	SPM	SPM	STC
0.3	5:03.1	(38)	+16.2	73.2	0.6	9:52.9	(41)	+25.3	72.1	1	-	-	-	-		
						4:49.8					-					
1.3	25:31.7	(37)	+47.3	74.2	1.6	30:27.8	(41)	++	75.4	2	-	-	-	-	75.1	4715
	-					4:56.1					-					
2.3	46:27.0	(37)	++	76.0	2.6	51:27.3	(39)	++	75.6	F	1:02:26.6	(32)	++	75.9		
	-					5:00.3					10:59.3					



Legend:			
+	Gap or time behind	++	One minute or more behind in split time
-	Information not available	----	Stroke Rate Average
F	Finish	SPM	Average strokes per minute
STC	Total strokes		

Official Timekeeping by OMEGA

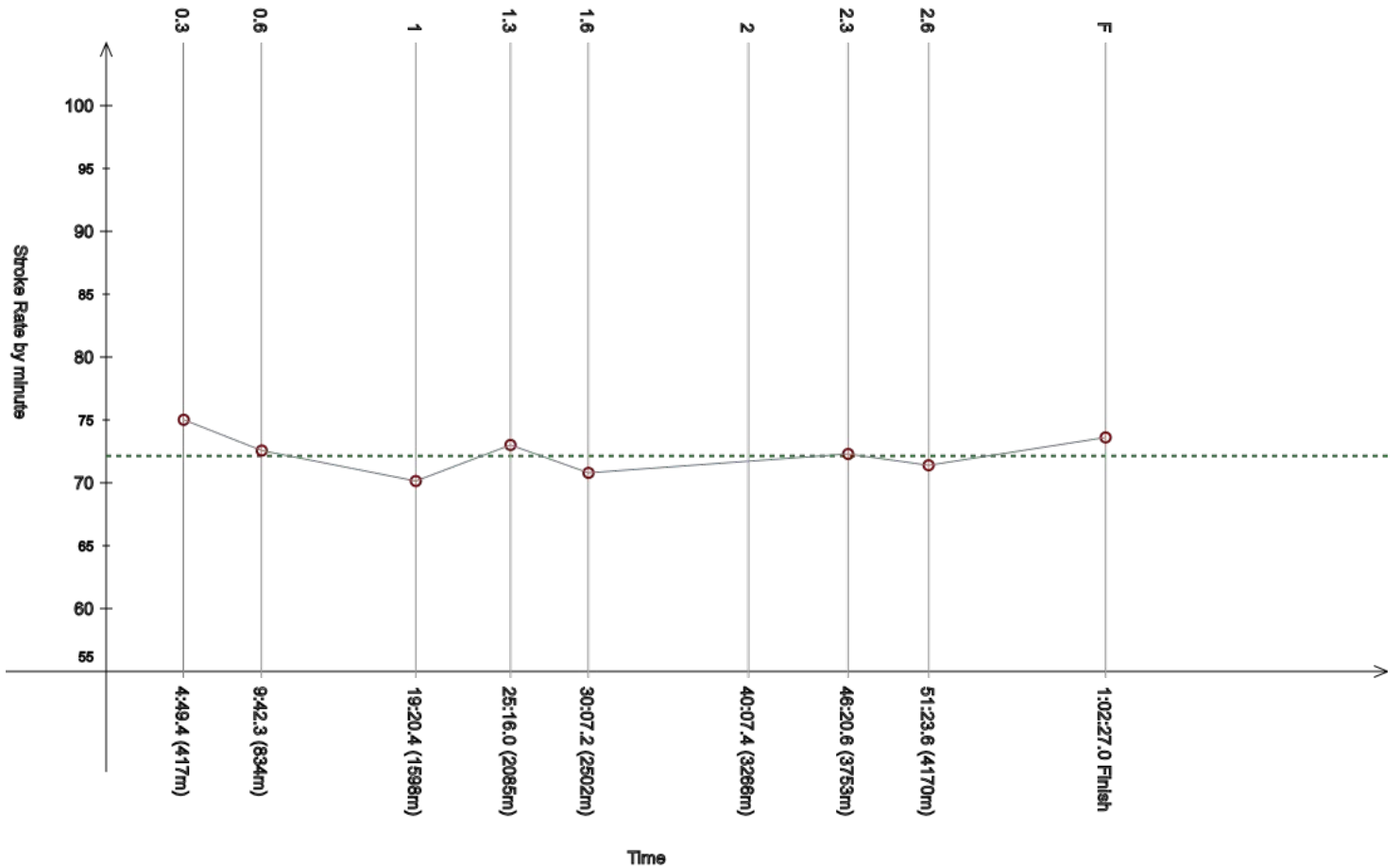
Event 103
18 JUL 2023 - 8:00

5km Women
5km - femmes

Race Analysis

Analyse de la course

Rank	Bib	Name	NAT Code					Finish Time	Gap							
33	35	O'REGAN Bailey	CAN					1:02:27.0	+2:55.3							
Lap	Time	Rank	Gap	SPM	Lap	Time	Rank	Gap	SPM	Lap	Time	Rank	Gap	SPM	SPM	STC
0.3	4:49.4	(5)	+2.5	75.0	0.6	9:42.3	(23)	+14.7	72.6	1	19:20.4	(=13)	+14.3	70.1		
						4:52.9					9:38.1					
1.3	25:16.0	(21)	+31.6	73.0	1.6	30:07.2	(25)	+52.1	70.8	2	40:07.4	(17)	++	-	72.1	4646
						4:51.2					10:00.2					
2.3	46:20.6	(28)	++	72.3	2.6	51:23.6	(33)	++	71.4	F	1:02:27.0	(33)	++	73.6		
	6:13.2					5:03.0					11:03.4					



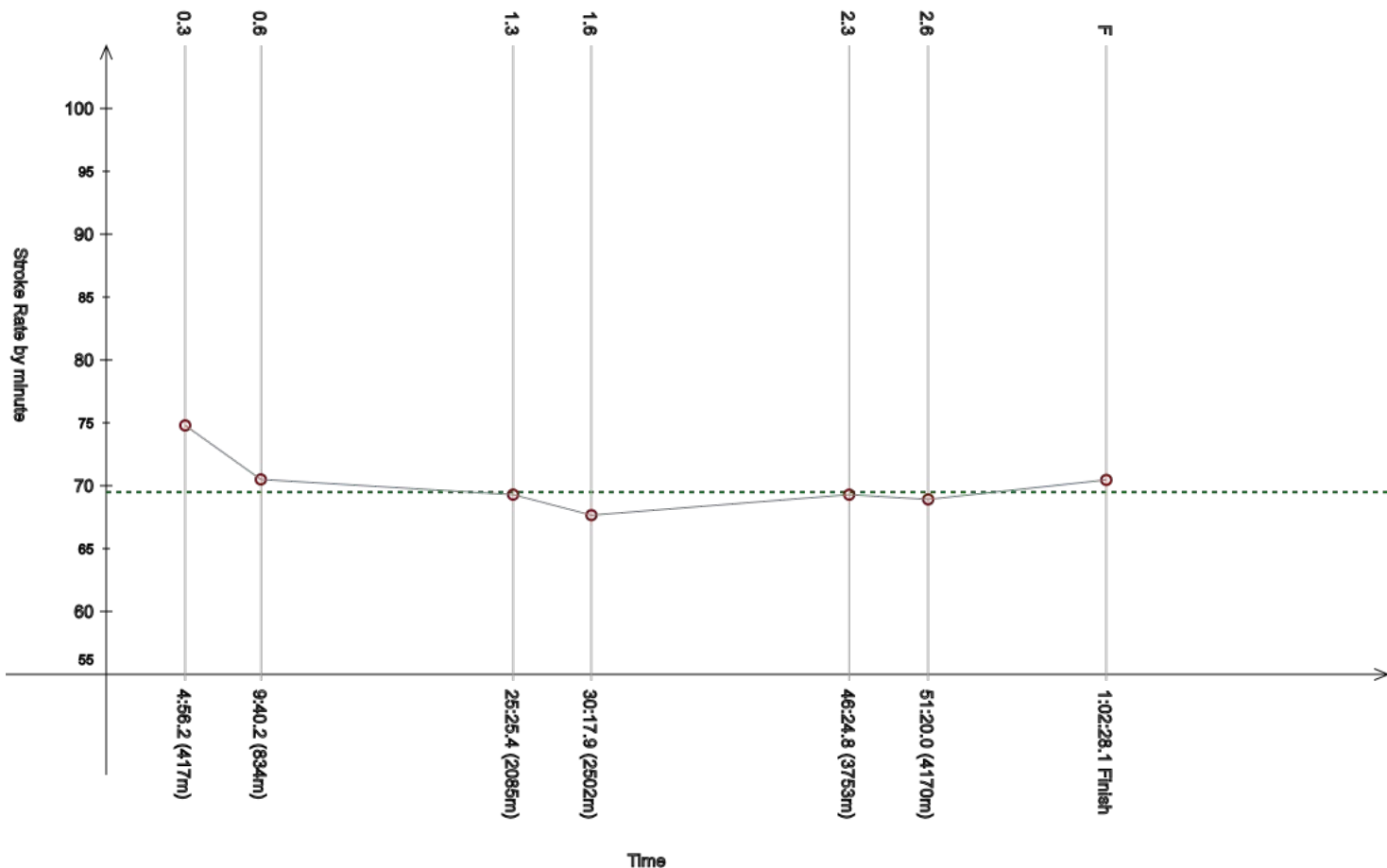
Legend:	+ Gap or time behind	++ One minute or more behind in split time	--- Stroke Rate Average
F Finish	SPM Average strokes per minute	STC Total strokes	

Official Timekeeping by OMEGA

Event 103
18 JUL 2023 - 8:00
5km Women
5km - femmes
Race Analysis
 Analyse de la course

Rank	Bib	Name	NAT Code	Finish Time	Gap
34	9	ELSOKKARY Lamees	EGY	1:02:28.1	+2:56.4

Lap	Time	Rank	Gap	SPM	Lap	Time	Rank	Gap	SPM	Lap	Time	Rank	Gap	SPM	SPM	STC
0.3	4:56.2	(18)	+9.3	74.8	0.6	9:40.2	(17)	+12.6	70.5	1	-	-	-	-	-	-
						4:44.0					-					
1.3	25:25.4	(29)	+41.0	69.3	1.6	30:17.9	(29)	++	67.7	2	-	-	-	-	69.5	4371
	-					4:52.5					-					
2.3	46:24.8	(32)	++	69.3	2.6	51:20.0	(31)	++	68.9	F	1:02:28.1	(34)	++	70.5		
	-					4:55.2					11:08.1					

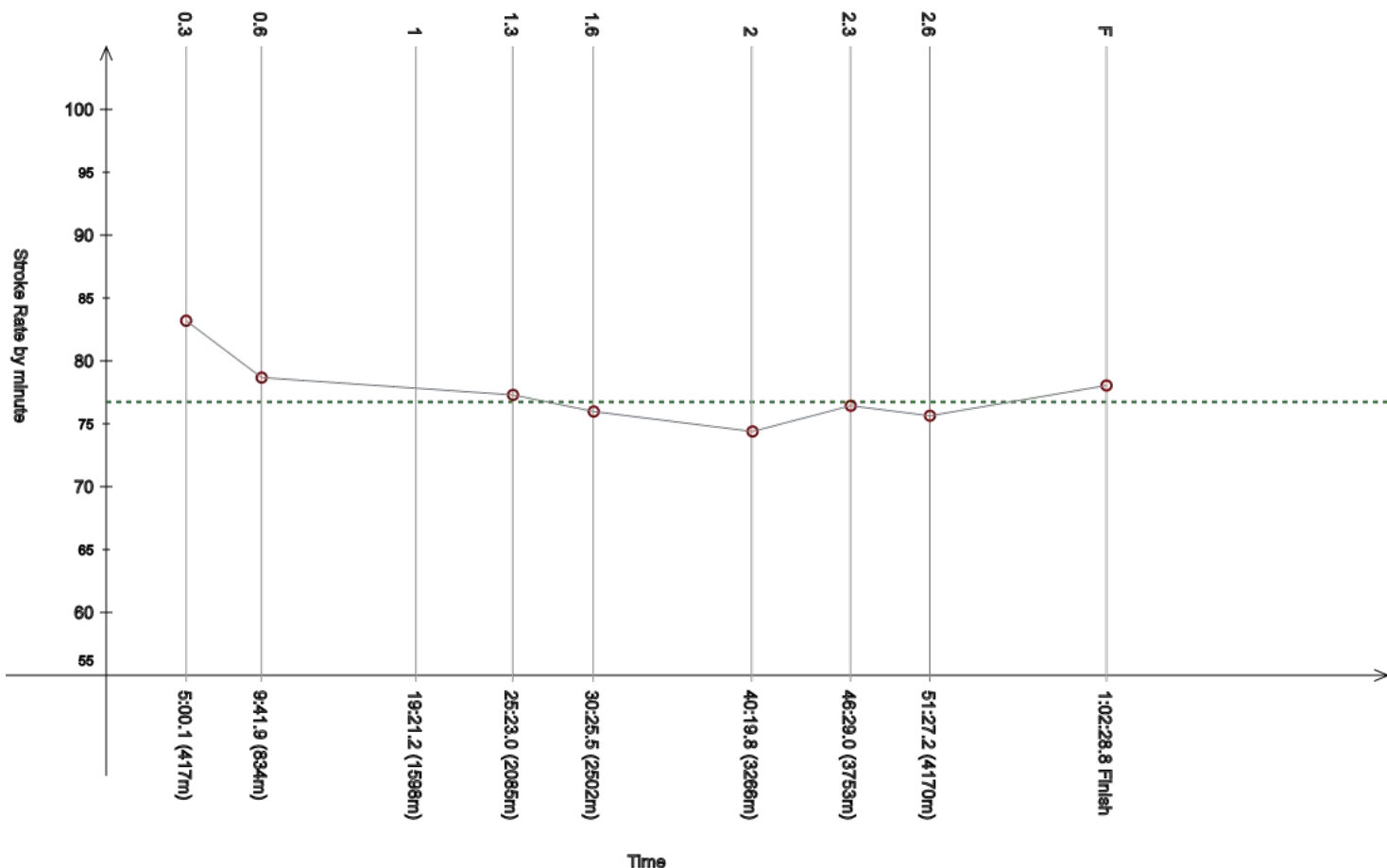


Legend:			
+	Gap or time behind	++	One minute or more behind in split time
-	Information not available	----	Stroke Rate Average
F	Finish	SPM	Average strokes per minute
STC	Total strokes		

Official Timekeeping by OMEGA

Event 103
18 JUL 2023 - 8:00
5km Women
5km - femmes
Race Analysis
 Analyse de la course

Rank	Bib	Name	NAT Code					Finish Time	Gap							
35	2	KOJIMA Miku	JPN					1:02:28.8	+2:57.1							
Lap	Time	Rank	Gap	SPM	Lap	Time	Rank	Gap	SPM	Lap	Time	Rank	Gap	SPM	SPM	STC
0.3	5:00.1	(28)	+13.2	83.2	0.6	9:41.9	(=21)	+14.3	78.7	1	19:21.2	(18)	+15.1	-		
						4:41.8					9:39.3					
1.3	25:23.0	(26)	+38.6	77.3	1.6	30:25.5	(38)	++	76.0	2	40:19.8	(=23)	++	74.4	76.7	4856
	6:01.8					5:02.5					9:54.3					
2.3	46:29.0	(41)	++	76.4	2.6	51:27.2	(38)	++	75.6	F	1:02:28.8	(35)	++	78.1		
	6:09.2					4:58.2					11:01.6					



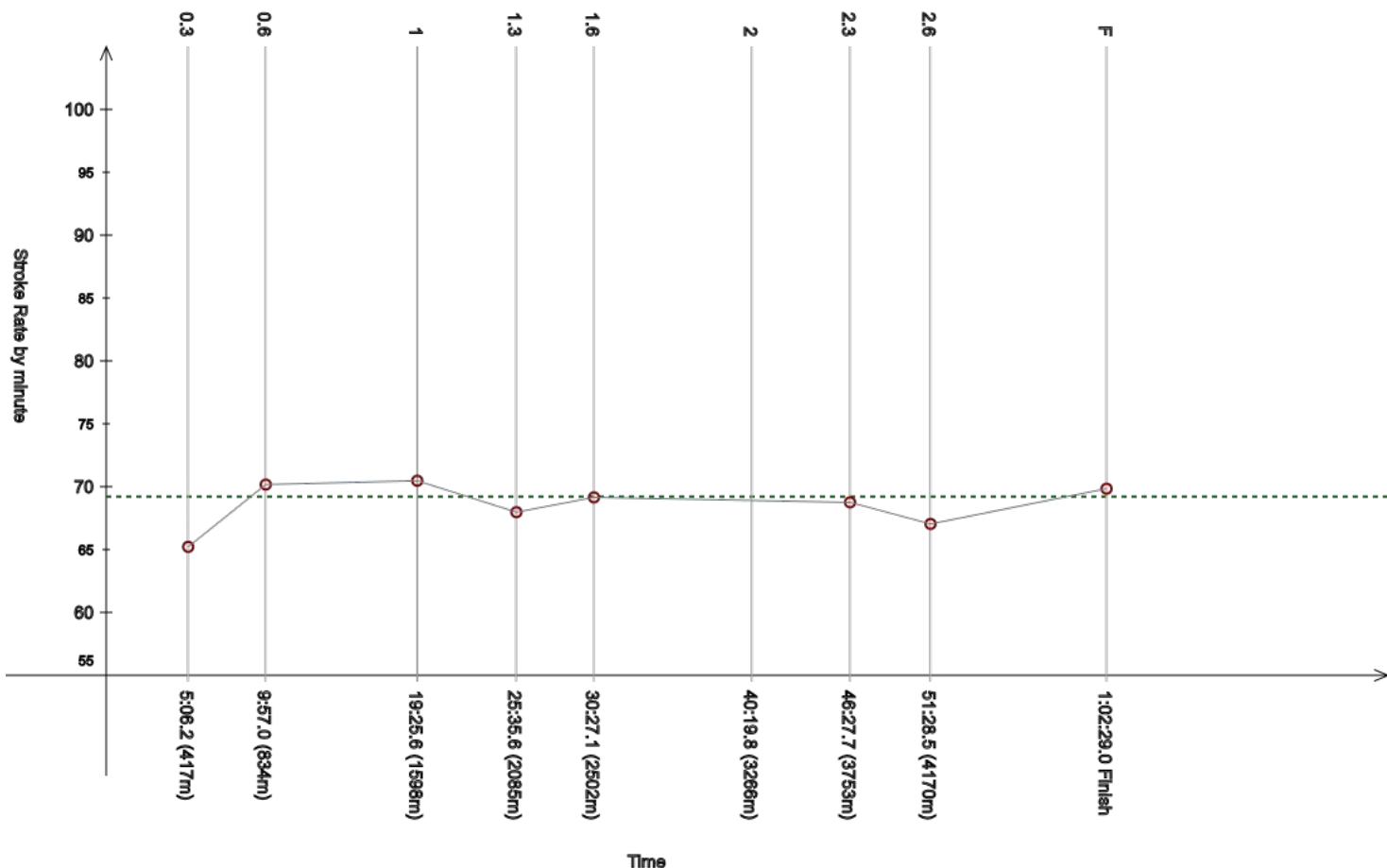
Legend:	+ Gap or time behind	++ One minute or more behind in split time	--- Stroke Rate Average
F Finish	SPM Average strokes per minute	STC Total strokes	

Official Timekeeping by OMEGA

Event 103
18 JUL 2023 - 8:00
5km Women
5km - femmes
Race Analysis
 Analyse de la course

Rank	Bib	Name	NAT Code	Finish Time	Gap
36	5	MA Xiaoming	CHN	1:02:29.0	+2:57.3

Lap	Time	Rank	Gap	SPM	Lap	Time	Rank	Gap	SPM	Lap	Time	Rank	Gap	SPM	SPM	STC
0.3	5:06.2	(46)	+19.3	65.2	0.6	9:57.0	(45)	+29.4	70.2	1	19:25.6	(26)	+19.5	70.5		
						4:50.8					9:28.6					
1.3	25:35.6	(43)	+51.2	68.0	1.6	30:27.1	(40)	++	69.2	2	40:19.8	(=23)	++	-	69.2	4354
	6:10.0					4:51.5					9:52.7					
2.3	46:27.7	(=39)	++	68.8	2.6	51:28.5	(40)	++	67.0	F	1:02:29.0	(36)	++	69.8		
	6:07.9					5:00.8					11:00.5					



Legend:	+ Gap or time behind	++ One minute or more behind in split time	- - - - Stroke Rate Average
F Finish	SPM Average strokes per minute	STC Total strokes	

Official Timekeeping by OMEGA

Event 103
18 JUL 2023 - 8:00

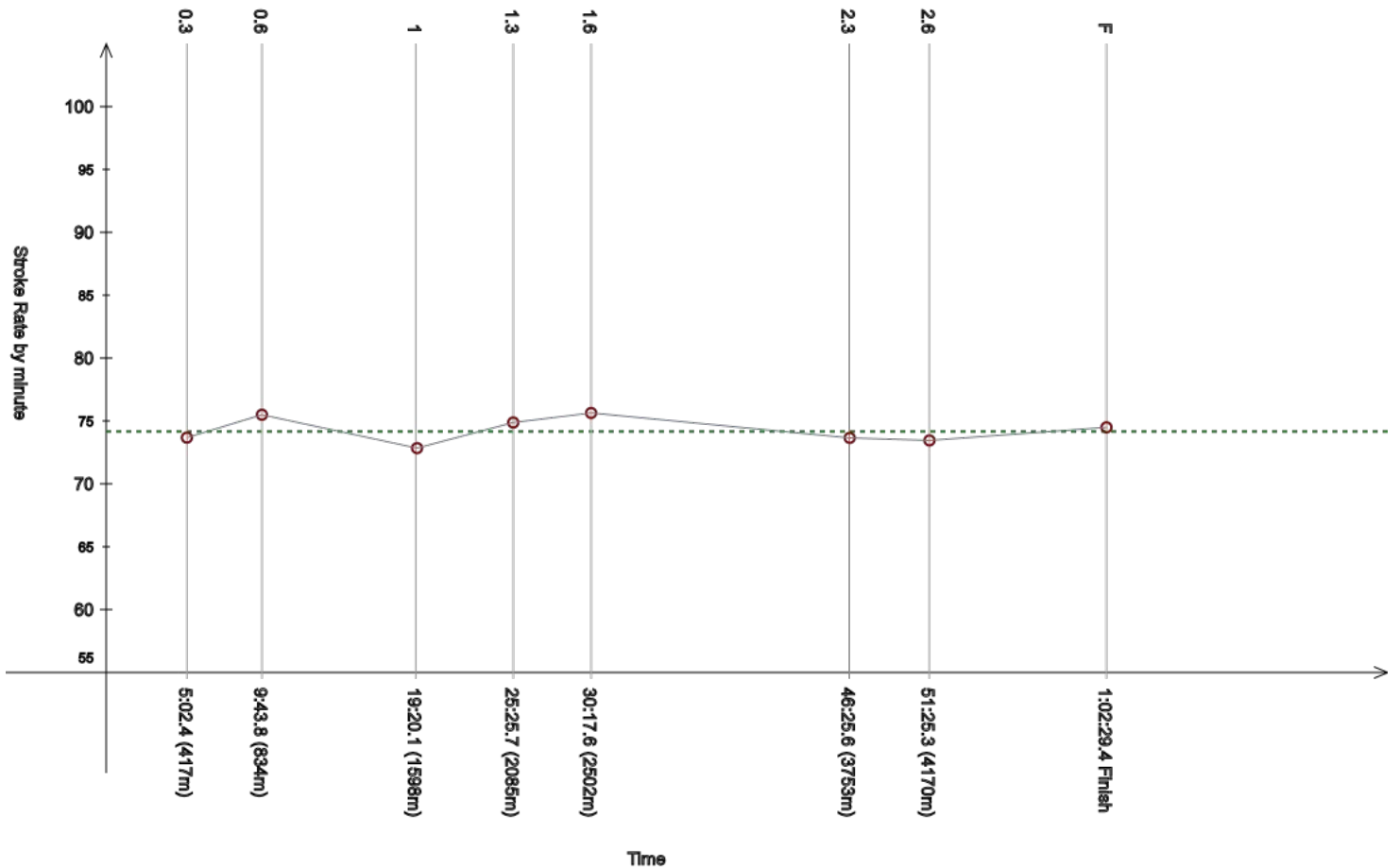
5km Women
5km - femmes

Race Analysis

Analyse de la course

Rank	Bib	Name	NAT Code	Finish Time	Gap
37	59	BENESOVA Alena	CZE	1:02:29.4	+2:57.7

Lap	Time	Rank	Gap	SPM	Lap	Time	Rank	Gap	SPM	Lap	Time	Rank	Gap	SPM	SPM	STC
0.3	5:02.4	(35)	+15.5	73.7	0.6	9:43.8	(=27)	+16.2	75.5	1	19:20.1	(12)	+14.0	72.8		
						4:41.4					9:36.3					
1.3	25:25.7	(30)	+41.3	74.9	1.6	30:17.6	(28)	++	75.6	2	-	-	-	-	74.2	4664
	6:05.6					4:51.9					-					
2.3	46:25.6	(35)	++	73.7	2.6	51:25.3	(34)	++	73.5	F	1:02:29.4	(37)	++	74.5		
	-					4:59.7					11:04.1					

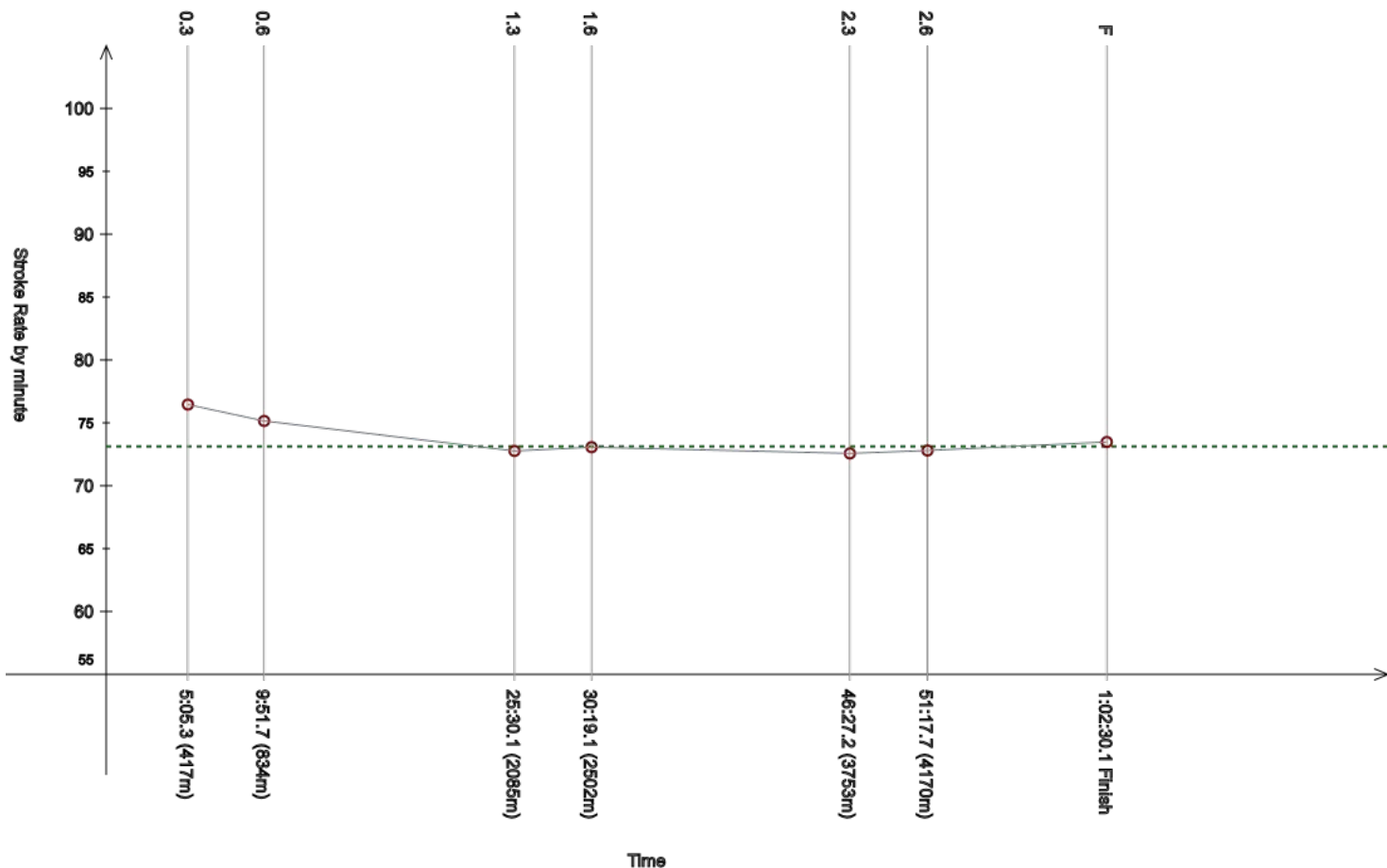


Legend:			
+	Gap or time behind	++	One minute or more behind in split time
-	Information not available	----	Stroke Rate Average
F	Finish	SPM	Average strokes per minute
STC	Total strokes		

Official Timekeeping by OMEGA

Event 103
18 JUL 2023 - 8:00
5km Women
5km - femmes
Race Analysis
 Analyse de la course

Rank	Bib	Name	NAT Code					Finish Time	Gap							
38	58	LEE Jeongmin	KOR					1:02:30.1	+2:58.4							
Lap	Time	Rank	Gap	SPM	Lap	Time	Rank	Gap	SPM	Lap	Time	Rank	Gap	SPM	SPM	STC
0.3	5:05.3	(=43)	+18.4	76.5	0.6	9:51.7	(39)	+24.1	75.2	1	-	-	-	-	-	-
						4:46.4					-					
1.3	25:30.1	(36)	+45.7	72.8	1.6	30:19.1	(31)	++	73.1	2	-	-	-	-	73.1	4615
	-					4:49.0					-					
2.3	46:27.2	(38)	++	72.6	2.6	51:17.7	(28)	++	72.8	F	1:02:30.1	(38)	++	73.5		
	-					4:50.5					11:12.4					

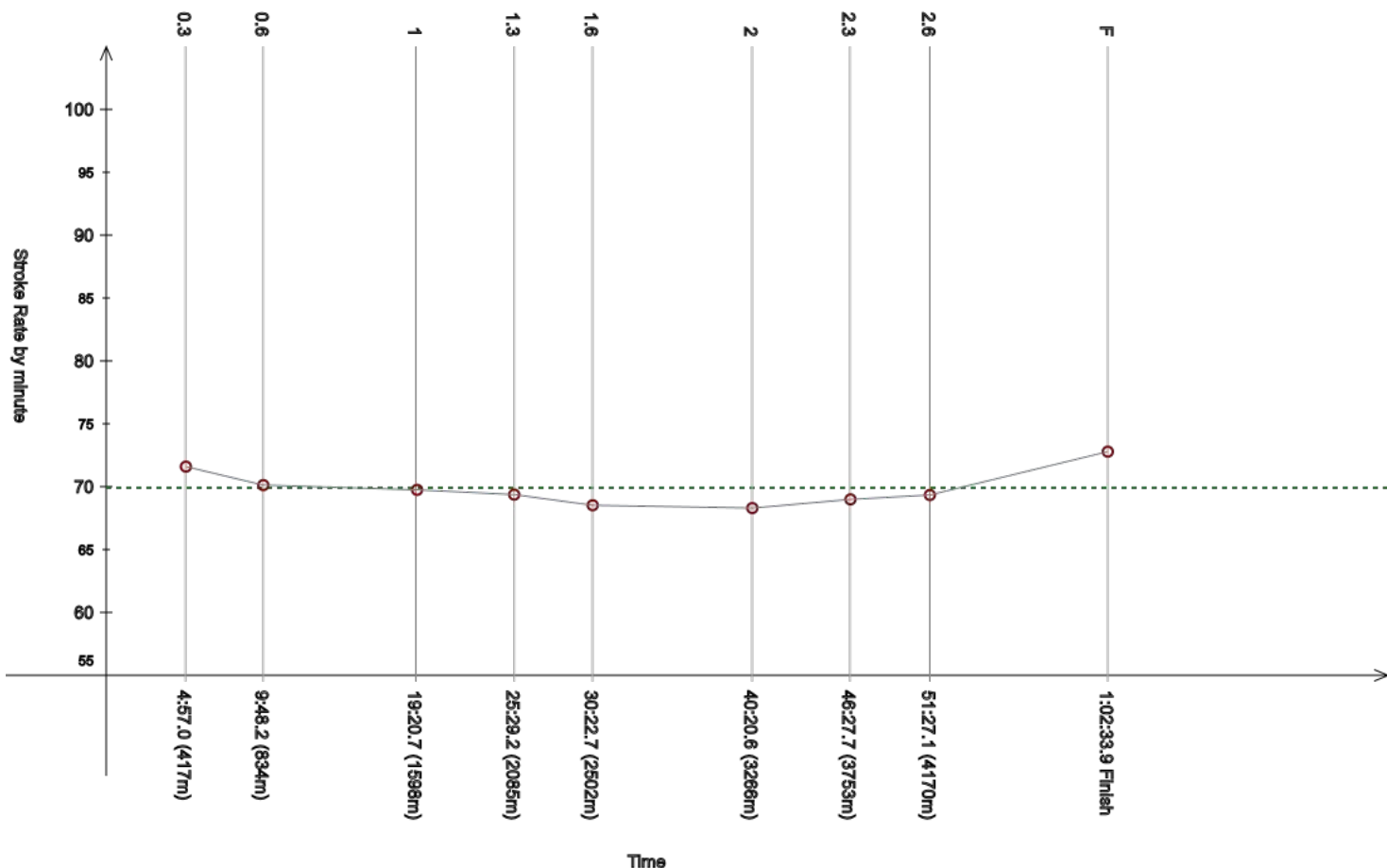


Legend:			
+	Gap or time behind	++	One minute or more behind in split time
-	Information not available	----	Stroke Rate Average
F	Finish	SPM	Average strokes per minute
STC	Total strokes		

Official Timekeeping by OMEGA

Event 103
18 JUL 2023 - 8:00
5km Women
5km - femmes
Race Analysis
 Analyse de la course

Rank	Bib	Name	NAT Code					Finish Time	Gap							
39	40	LEE Hae Rim	KOR					1:02:33.9	+3:02.2							
Lap	Time	Rank	Gap	SPM	Lap	Time	Rank	Gap	SPM	Lap	Time	Rank	Gap	SPM	SPM	STC
0.3	4:57.0	(=22)	+10.1	71.6	0.6	9:48.2	(=31)	+20.6	70.1	1	19:20.7	(16)	+14.6	69.7		
						4:51.2					9:32.5					
1.3	25:29.2	(32)	+44.8	69.4	1.6	30:22.7	(36)	++	68.5	2	40:20.6	(25)	++	68.3	69.9	4397
	6:08.5					4:53.5					9:57.9					
2.3	46:27.7	(=39)	++	69.0	2.6	51:27.1	(37)	++	69.3	F	1:02:33.9	(39)	++	72.8		
	6:07.1					4:59.4					11:06.8					

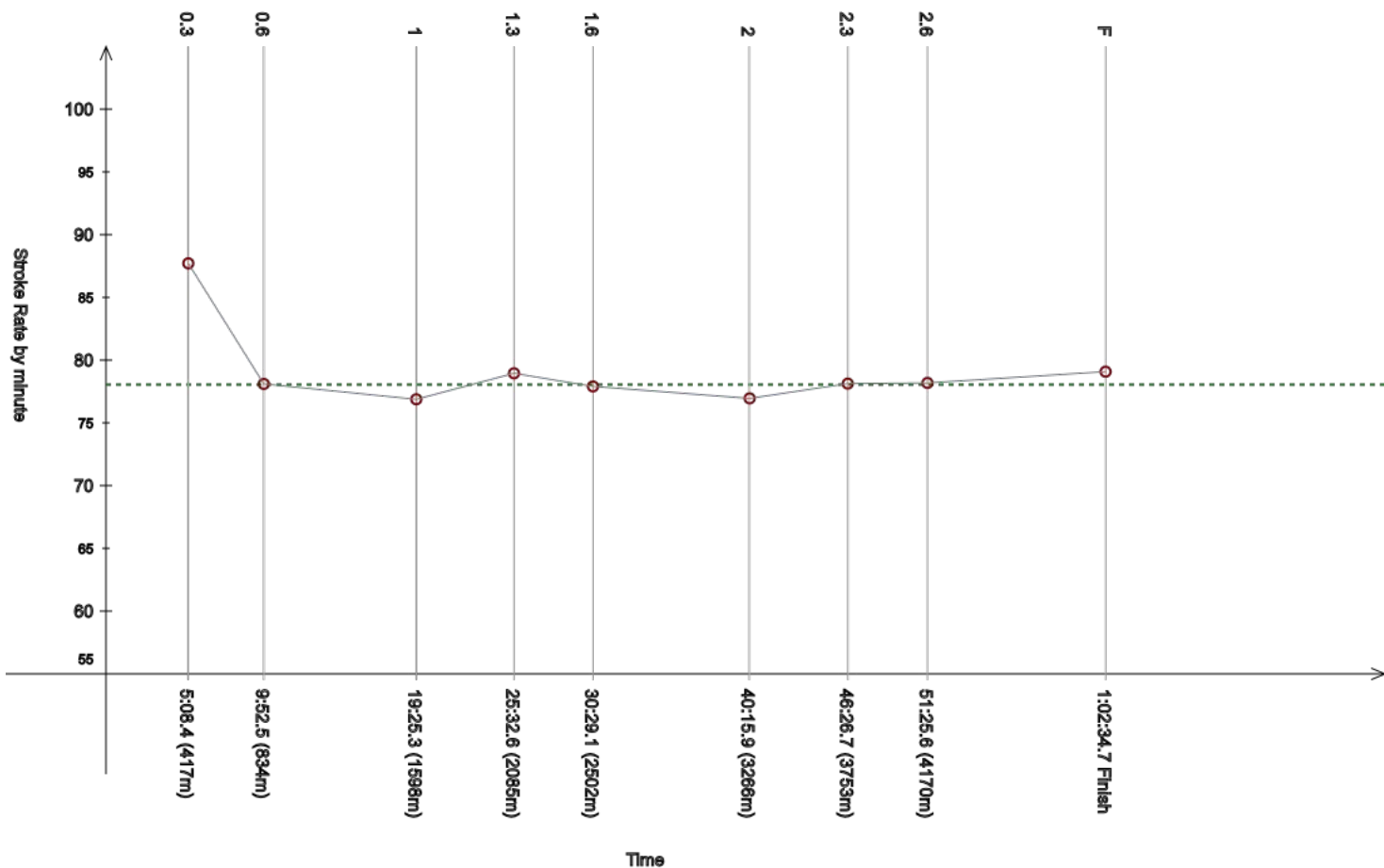


Legend:	+ Gap or time behind	++ One minute or more behind in split	--- Stroke Rate Average
F Finish	SPM Average strokes per minute	STC Total strokes	

Official Timekeeping by OMEGA

Event 103
18 JUL 2023 - 8:00
5km Women
5km - femmes
Race Analysis
 Analyse de la course

Rank	Bib	Name	NAT Code					Finish Time	Gap							
40	19	LAM Pac Tung Nikita	HKG					1:02:34.7	+3:03.0							
Lap	Time	Rank	Gap	SPM	Lap	Time	Rank	Gap	SPM	Lap	Time	Rank	Gap	SPM	SPM	STC
0.3	5:08.4	(47)	+21.5	87.7	0.6	9:52.5	(40)	+24.9	78.1	1	19:25.3	(25)	+19.2	76.9		
						4:44.1					9:32.8					
1.3	25:32.6	(38)	+48.2	79.0	1.6	30:29.1	(42)	++	77.9	2	40:15.9	(21)	++	77.0	78.1	4930
	6:07.3					4:56.5					9:46.8					
2.3	46:26.7	(36)	++	78.1	2.6	51:25.6	(36)	++	78.2	F	1:02:34.7	(40)	++	79.1		
	6:10.8					4:58.9					11:09.1					

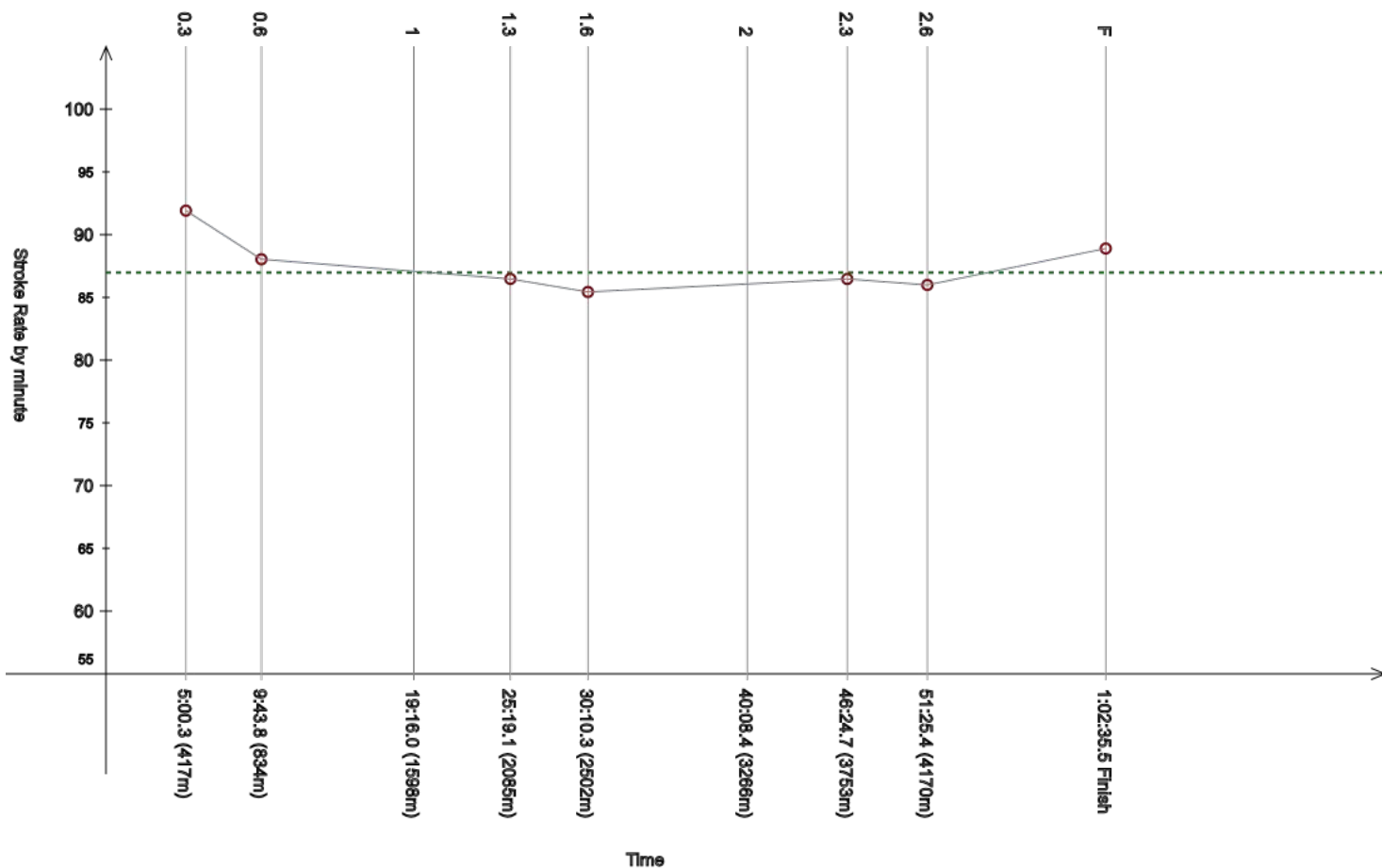


Legend:	+ Gap or time behind	++ One minute or more behind in split time	- - - - Stroke Rate Average
F Finish	SPM Average strokes per minute	STC Total strokes	

Official Timekeeping by OMEGA

Event 103
18 JUL 2023 - 8:00
5km Women
5km - femmes
Race Analysis
 Analyse de la course

Rank	Bib	Name	NAT Code					Finish Time	Gap							
41	16	KEEGAN Amber	GBR					1:02:35.5	+3:03.8							
Lap	Time	Rank	Gap	SPM	Lap	Time	Rank	Gap	SPM	Lap	Time	Rank	Gap	SPM	SPM	STC
0.3	5:00.3	(29)	+13.4	91.9	0.6	9:43.8	(=27)	+16.2	88.0	1	19:16.0	(9)	+9.9	-		
						4:43.5					9:32.2					
1.3	25:19.1	(25)	+34.7	86.5	1.6	30:10.3	(27)	+55.2	85.4	2	40:08.4	(18)	++	-	87.0	5512
	6:03.1					4:51.2					9:58.1					
2.3	46:24.7	(31)	++	86.5	2.6	51:25.4	(35)	++	86.0	F	1:02:35.5	(41)	++	88.9		
	6:16.3					5:00.7					11:10.1					



Legend:	+ Gap or time behind	++ One minute or more behind in split time	--- Stroke Rate Average
F Finish	SPM Average strokes per minute	STC Total strokes	

Official Timekeeping by OMEGA

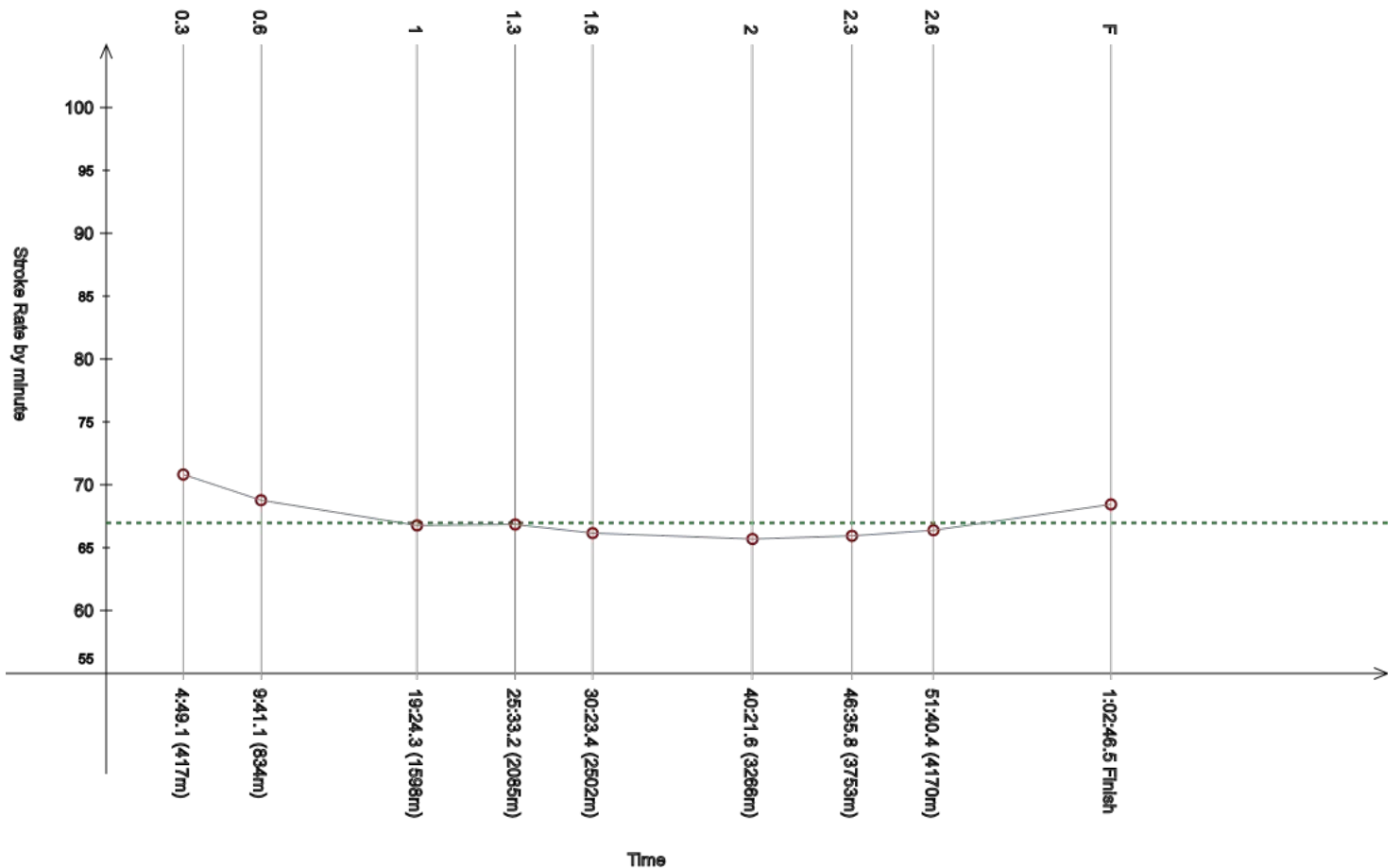
Event 103
18 JUL 2023 - 8:00

5km Women
5km - femmes

Race Analysis

Analyse de la course

Rank	Bib	Name	NAT Code					Finish Time	Gap							
42	18	BEAVON Kate	RSA					1:02:46.5	+3:14.8							
Lap	Time	Rank	Gap	SPM	Lap	Time	Rank	Gap	SPM	Lap	Time	Rank	Gap	SPM	SPM	STC
0.3	4:49.1	(4)	+2.2	70.8	0.6	9:41.1	(20)	+13.5	68.8	1	19:24.3	(24)	+18.2	66.8		
						4:52.0					9:43.2					
1.3	25:33.2	(40)	+48.8	66.8	1.6	30:23.4	(37)	++	66.2	2	40:21.6	(26)	++	65.7	67.0	4310
	6:08.9					4:50.2					9:58.2					
2.3	46:35.8	(42)	++	65.9	2.6	51:40.4	(42)	++	66.4	F	1:02:46.5	(42)	++	68.4		
	6:14.2					5:04.6					11:06.1					



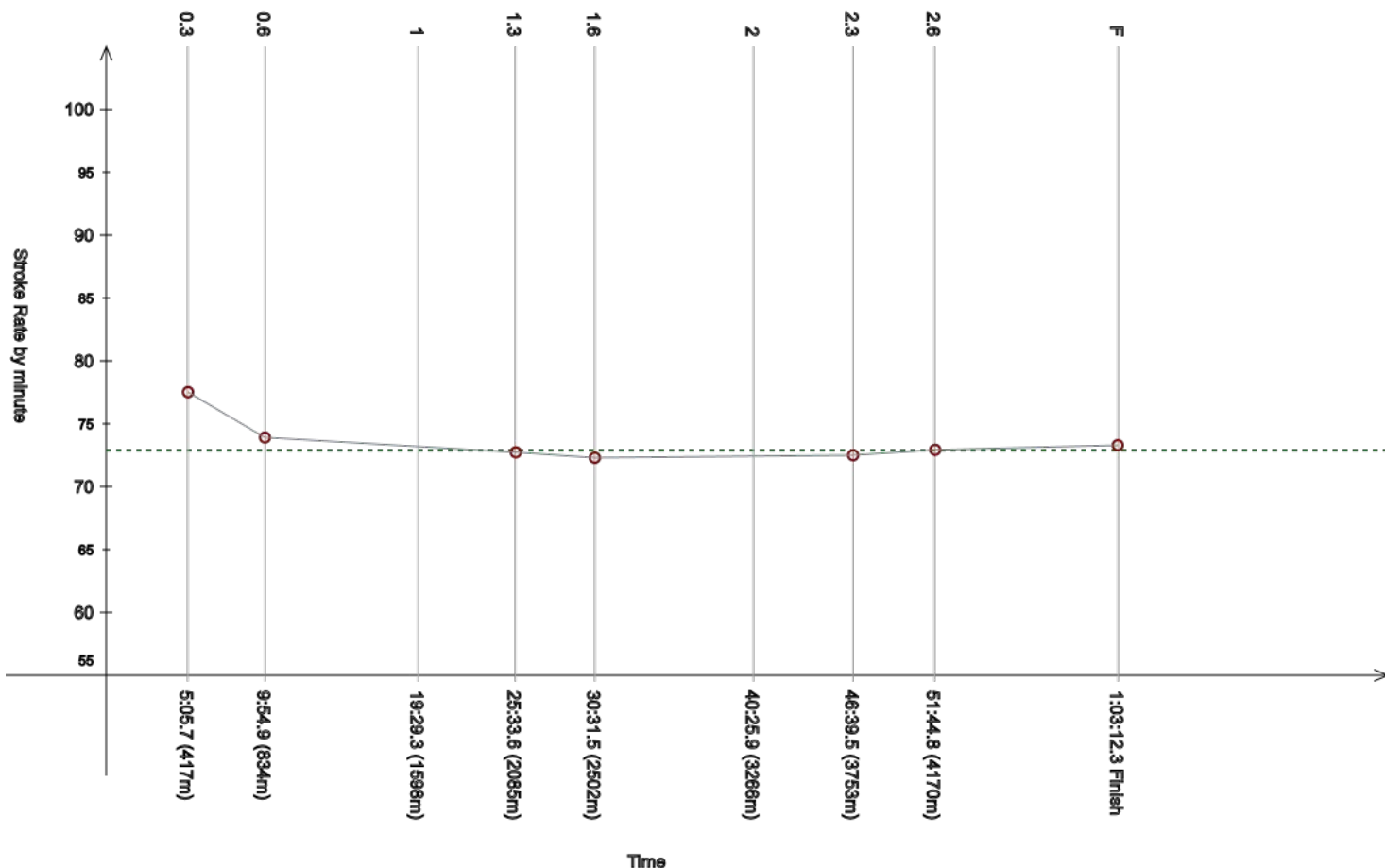
Legend:	+ Gap or time behind	++ One minute or more behind in split time	--- Stroke Rate Average
F Finish	SPM Average strokes per minute	STC Total strokes	

Official Timekeeping by OMEGA

Event 103
18 JUL 2023 - 8:00
5km Women
5km - femmes
Race Analysis
 Analyse de la course

Rank	Bib	Name	NAT Code	Finish Time	Gap
43	30	BOSNJAK Klara	CRO	1:03:12.3	+3:40.6

Lap	Time	Rank	Gap	SPM	Lap	Time	Rank	Gap	SPM	Lap	Time	Rank	Gap	SPM	SPM	STC
0.3	5:05.7	(45)	+18.8	77.5	0.6	9:54.9	(43)	+27.3	73.9	1	19:29.3	(27)	+23.2	-		
						4:49.2					9:34.4					
1.3	25:33.6	(41)	+49.2	72.7	1.6	30:31.5	(43)	++	72.3	2	40:25.9	(27)	++	-	72.9	4636
	6:04.3					4:57.9					9:54.4					
2.3	46:39.5	(43)	++	72.5	2.6	51:44.8	(43)	++	72.9	F	1:03:12.3	(43)	++	73.3		
	6:13.6					5:05.3					11:27.5					



Legend:	+ Gap or time behind	++ One minute or more behind in split	- - - - Stroke Rate Average
F Finish	SPM Average strokes per minute	STC Total strokes	

Official Timekeeping by OMEGA

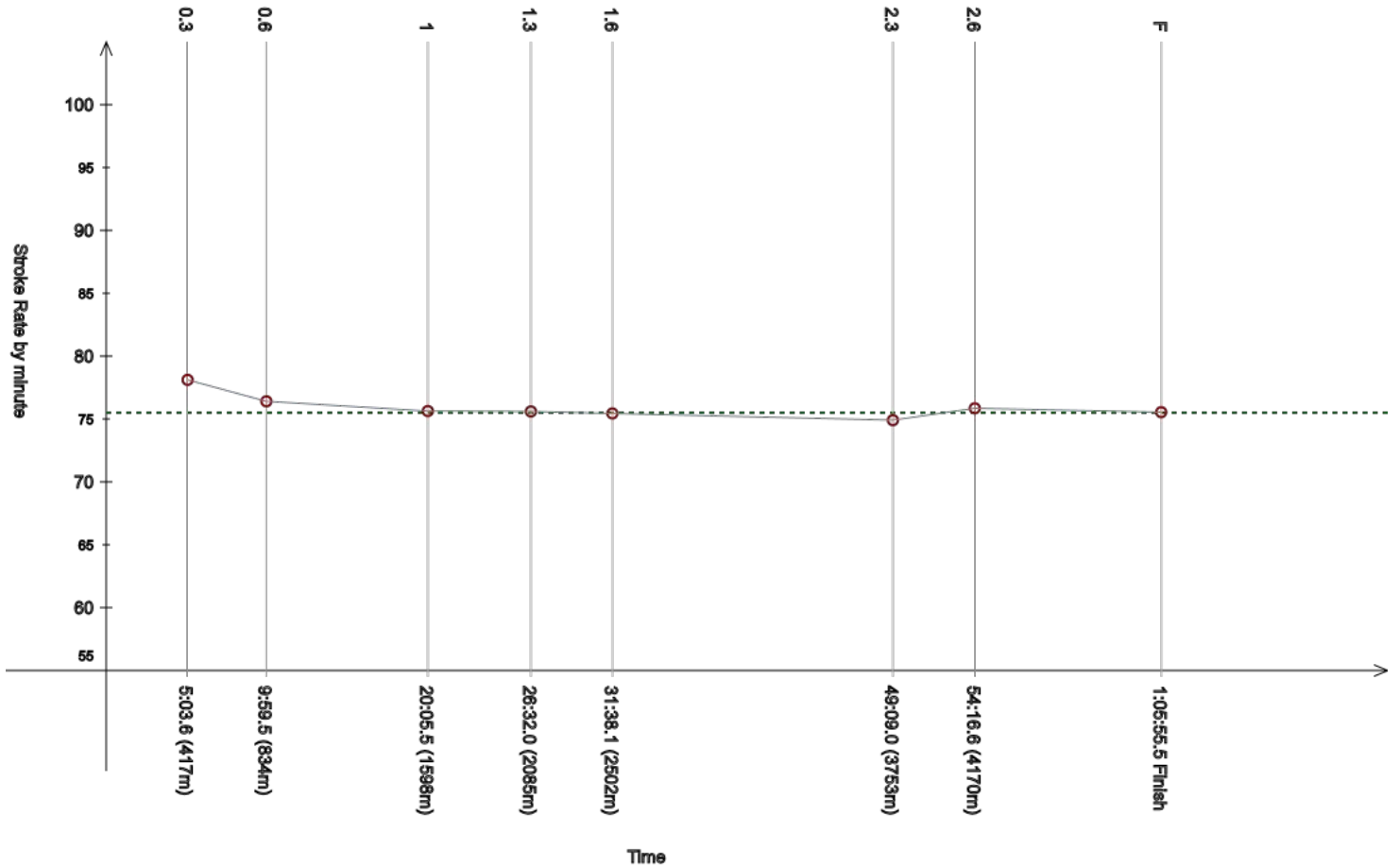
Event 103
18 JUL 2023 - 8:00

5km Women
5km - femmes

Race Analysis

Analyse de la course

Rank	Bib	Name	NAT Code					Finish Time	Gap							
44	12	HOYOS HORVATH Alejandra	MEX					1:05:55.5	+6:23.8							
Lap	Time	Rank	Gap	SPM	Lap	Time	Rank	Gap	SPM	Lap	Time	Rank	Gap	SPM	SPM	STC
0.3	5:03.6	(=41)	+16.7	78.1	0.6	9:59.5	(46)	+31.9	76.4	1	20:05.5	(31)	+59.4	75.6		
						4:55.9				2	10:06.0				75.5	5044
1.3	26:32.0	(47)	++	75.6	1.6	31:38.1	(46)	++	75.4	2	-	-	-	-		
	6:26.5					5:06.1				F	-					
2.3	49:09.0	(45)	++	74.9	2.6	54:16.6	(=44)	++	75.9	F	1:05:55.5	(44)	++	75.6		
	-					5:07.6					11:38.9					

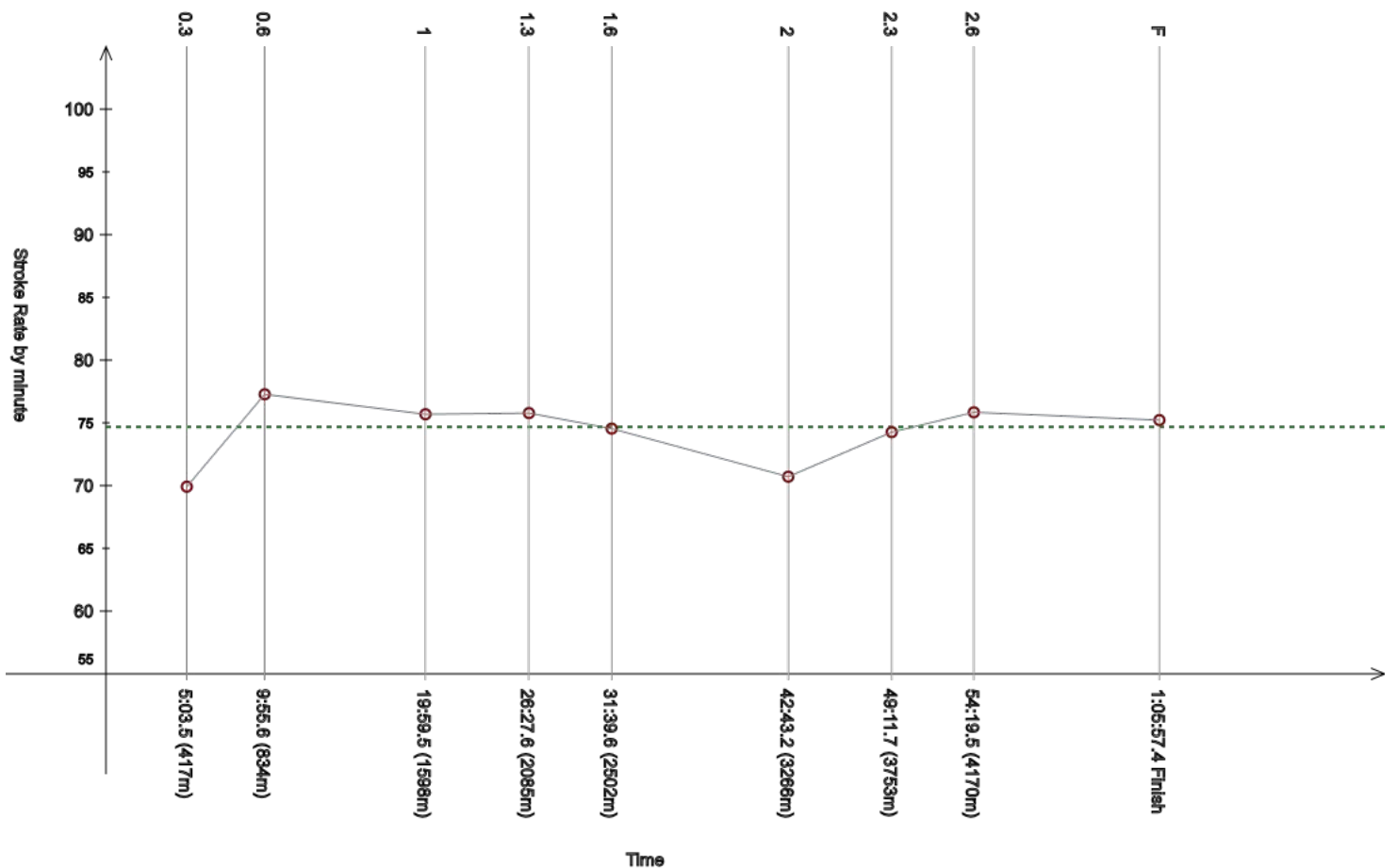


Legend:	+ Gap or time behind	++ One minute or more behind in split time
- Information not available	---- Stroke Rate Average	SPM Average strokes per minute
F Finish		
STC Total strokes		

Official Timekeeping by OMEGA

Event 103
18 JUL 2023 - 8:00
5km Women
5km - femmes
Race Analysis
 Analyse de la course

Rank	Bib	Name	NAT Code					Finish Time	Gap							
45	36	FEDOTOVA Mariya	KAZ					1:05:57.4	+6:25.7							
Lap	Time	Rank	Gap	SPM	Lap	Time	Rank	Gap	SPM	Lap	Time	Rank	Gap	SPM	SPM	STC
0.3	5:03.5	(40)	+16.6	69.9	0.6	9:55.6	(44)	+28.0	77.3	1	19:59.5	(29)	+53.4	75.7		
						4:52.1					10:03.9					
1.3	26:27.6	(46)	++	75.8	1.6	31:39.6	(47)	++	74.5	2	42:43.2	(30)	++	70.7	74.7	5022
	6:28.1					5:12.0					11:03.6					
2.3	49:11.7	(46)	++	74.3	2.6	54:19.5	(46)	++	75.8	F	1:05:57.4	(45)	++	75.2		
	6:28.5					5:07.8					11:37.9					



Legend:	+ Gap or time behind	++ One minute or more behind in split time	---- Stroke Rate Average
F Finish	SPM Average strokes per minute	STC Total strokes	

Official Timekeeping by OMEGA

Event 103
18 JUL 2023 - 8:00

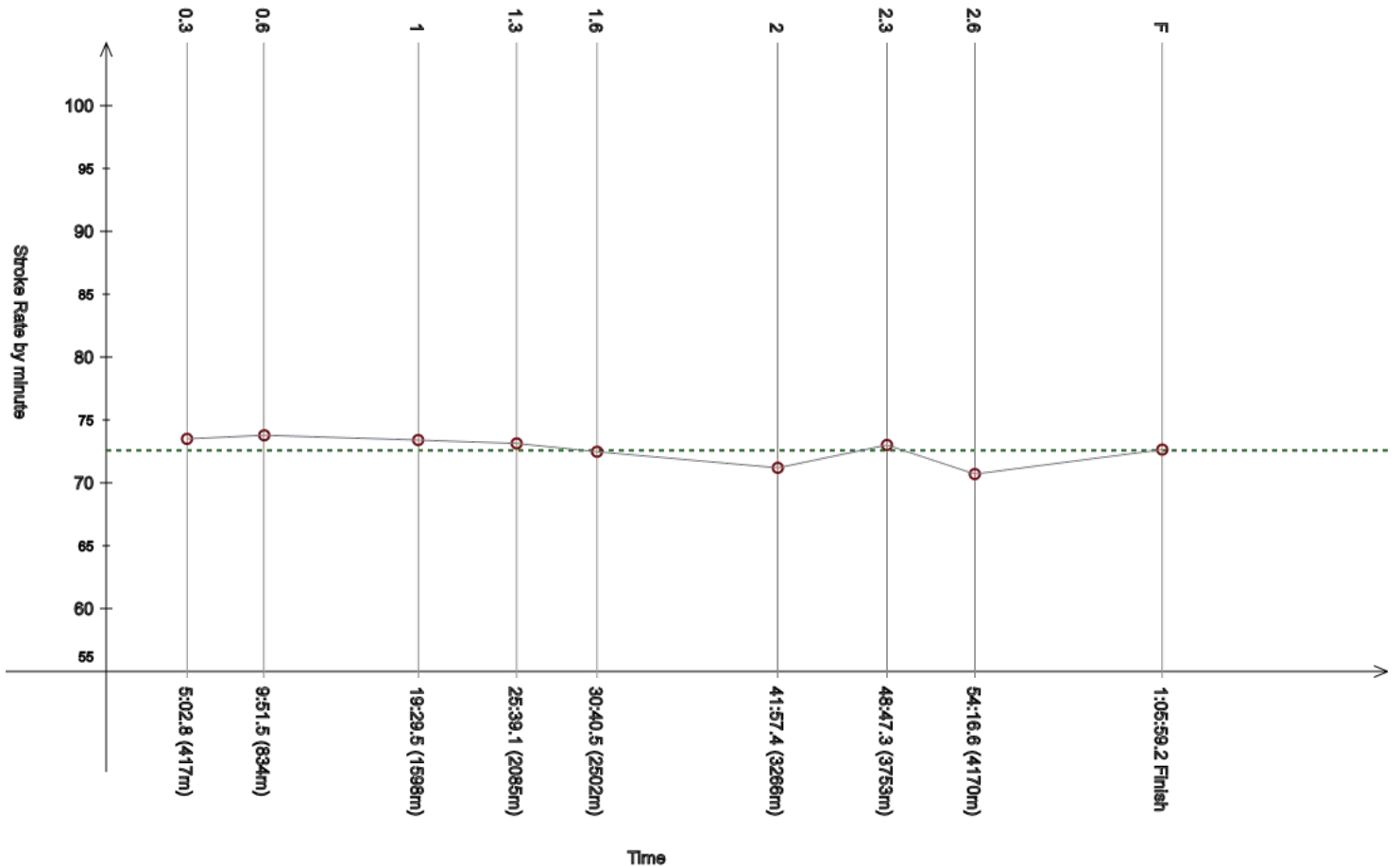
5km Women
5km - femmes

Race Analysis

Analyse de la course

Rank	Bib	Name	NAT Code					Finish Time	Gap
46	39	KARIM Nadine	EGY					1:05:59.2	+6:27.5

Lap	Time	Rank	Gap	SPM	Lap	Time	Rank	Gap	SPM	Lap	Time	Rank	Gap	SPM	SPM	STC
0.3	5:02.8	(36)	+15.9	73.5	0.6	9:51.5	(38)	+23.9	73.8	1	19:29.5	(28)	+23.4	73.4		
						4:48.7					9:38.0					
1.3	25:39.1	(44)	+54.7	73.1	1.6	30:40.5	(44)	++	72.5	2	41:57.4	(28)	++	71.2	72.6	4824
	6:09.6					5:01.4					11:16.9					
2.3	48:47.3	(44)	++	73.0	2.6	54:16.6	(=44)	++	70.7	F	1:05:59.2	(46)	++	72.6		
	6:49.9					5:29.3					11:42.6					

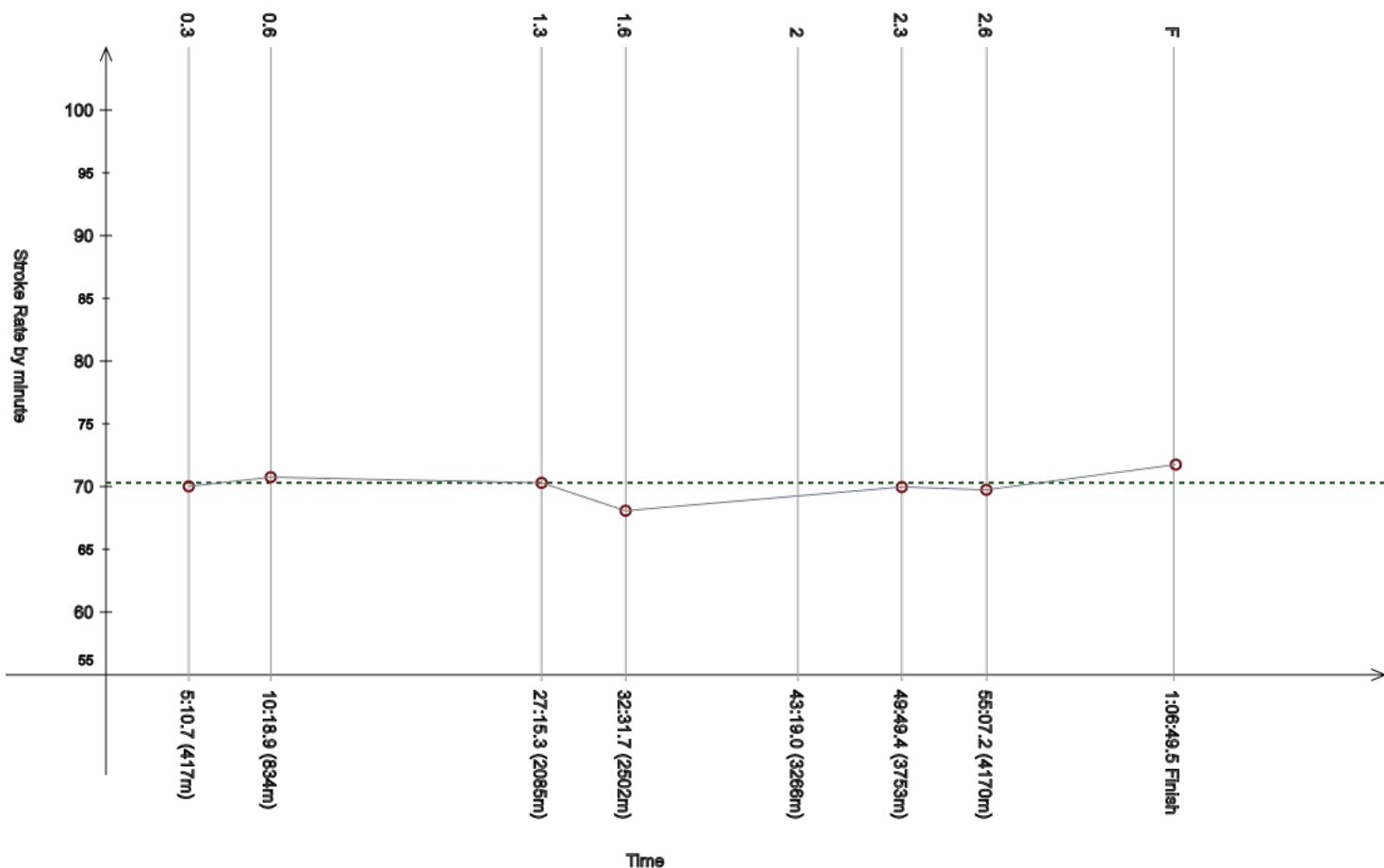


+ Gap or time behind	++ One minute or more behind in split time	--- Stroke Rate Average
F Finish	SPM Average strokes per minute	STC Total strokes

Official Timekeeping by OMEGA

Event 103
18 JUL 2023 - 8:00
5km Women
5km - femmes
Race Analysis
 Analyse de la course

Rank	Bib	Name	NAT Code					Finish Time	Gap							
47	37	SCHWENGLER Britta	ARU					1:06:49.5	+7:17.8							
Lap	Time	Rank	Gap	SPM	Lap	Time	Rank	Gap	SPM	Lap	Time	Rank	Gap	SPM	SPM	STC
0.3	5:10.7	(50)	+23.8	70.0	0.6	10:18.9	(49)	+51.3	70.8	1	-	-	-	-	-	-
						5:08.2					-					
1.3	27:15.3	(49)	++	70.3	1.6	32:31.7	(49)	++	68.1	2	43:19.0	(31)	++	-	70.3	4765
	-					5:16.4					10:47.3					
2.3	49:49.4	(49)	++	70.0	2.6	55:07.2	(49)	++	69.7	F	1:06:49.5	(47)	++	71.8		
	6:30.4					5:17.8					11:42.3					



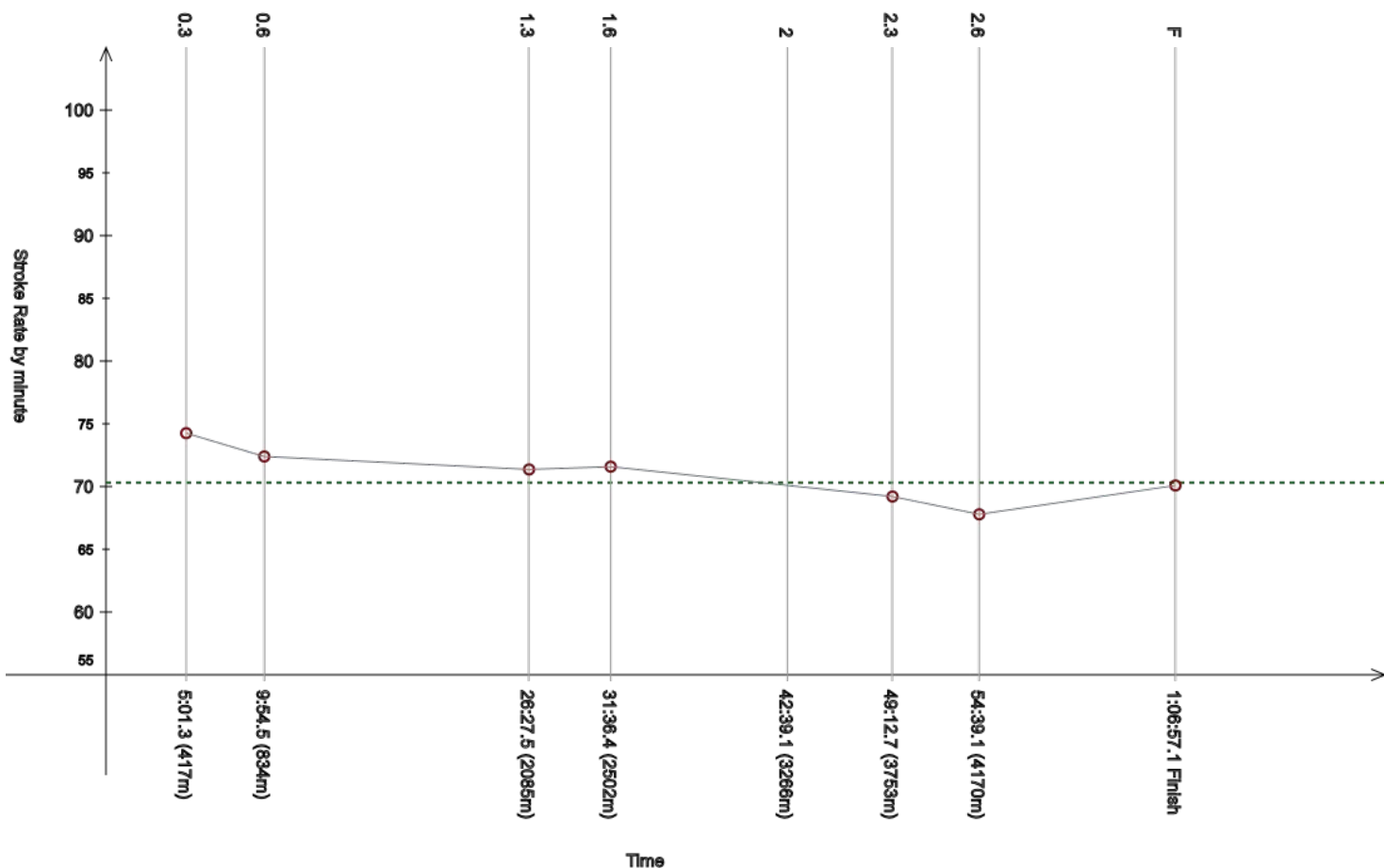
Legend:			
+	Gap or time behind	++	One minute or more behind in split time
-	Information not available	----	Stroke Rate Average
F	Finish	SPM	Average strokes per minute
STC	Total strokes		

Official Timekeeping by OMEGA

Event 103
18 JUL 2023 - 8:00
5km Women
5km - femmes
Race Analysis
 Analyse de la course

Rank	Bib	Name	NAT Code	Finish Time	Gap
48	1	GABLAN Orian	ISR	1:06:57.1	+7:25.4

Lap	Time	Rank	Gap	SPM	Lap	Time	Rank	Gap	SPM	Lap	Time	Rank	Gap	SPM	SPM	STC
0.3	5:01.3	(32)	+14.4	74.3	0.6	9:54.5	(42)	+26.9	72.4	1	-	-	-	-	-	-
						4:53.2										
1.3	26:27.5	(45)	++	71.4	1.6	31:36.4	(45)	++	71.6	2	42:39.1	(29)	++	-	70.3	4788
	-					5:08.9					11:02.7					
2.3	49:12.7	(47)	++	69.2	2.6	54:39.1	(47)	++	67.8	F	1:06:57.1	(48)	++	70.1		
	6:33.6					5:26.4					12:18.0					



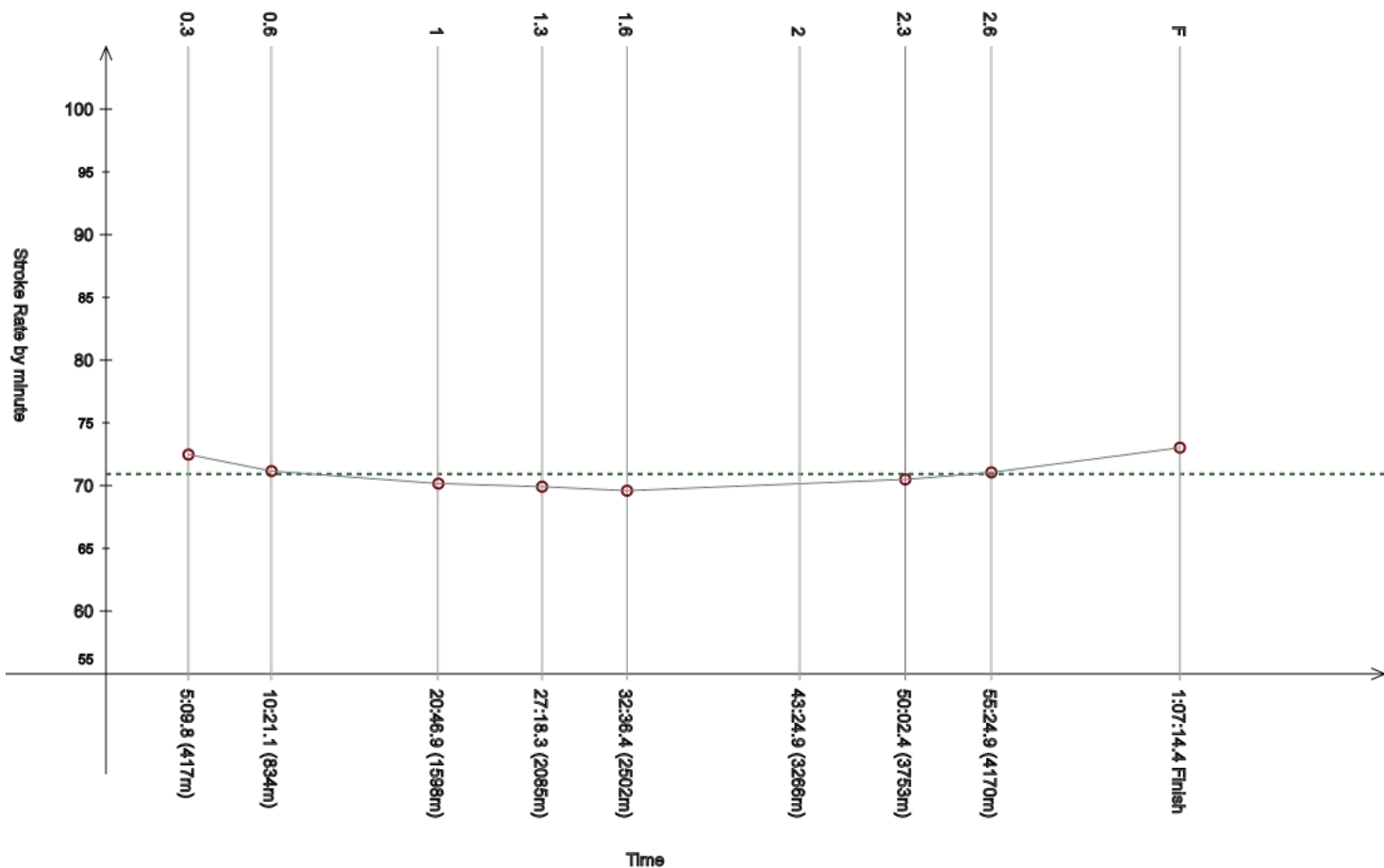
Legend:			
+	Gap or time behind	++	One minute or more behind in split time
-	Information not available	----	Stroke Rate Average
F	Finish	SPM	Average strokes per minute
STC	Total strokes		

Official Timekeeping by OMEGA

Event 103
18 JUL 2023 - 8:00
5km Women
5km - femmes
Race Analysis
 Analyse de la course

Rank	Bib	Name	NAT Code	Finish Time	Gap
49	17	QUILES Alondra Itzel	PUR	1:07:14.4	+7:42.7

Lap	Time	Rank	Gap	SPM	Lap	Time	Rank	Gap	SPM	Lap	Time	Rank	Gap	SPM	SPM	STC
0.3	5:09.8	(48)	+22.9	72.5	0.6	10:21.1	(50)	+53.5	71.2	1	20:46.9	(32)	++	70.2		
						5:11.3					10:25.8					
1.3	27:18.3	(50)	++	69.9	1.6	32:36.4	(50)	++	69.6	2	43:24.9	(32)	++	-	70.9	4909
	6:31.4					5:18.1					10:48.5					
2.3	50:02.4	(50)	++	70.5	2.6	55:24.9	(50)	++	71.1	F	1:07:14.4	(49)	++	73.0		
	6:37.5					5:22.5					11:49.5					



Legend:	+ Gap or time behind	++ One minute or more behind in split time	---- Stroke Rate Average
F Finish	SPM Average strokes per minute	STC Total strokes	

Official Timekeeping by OMEGA

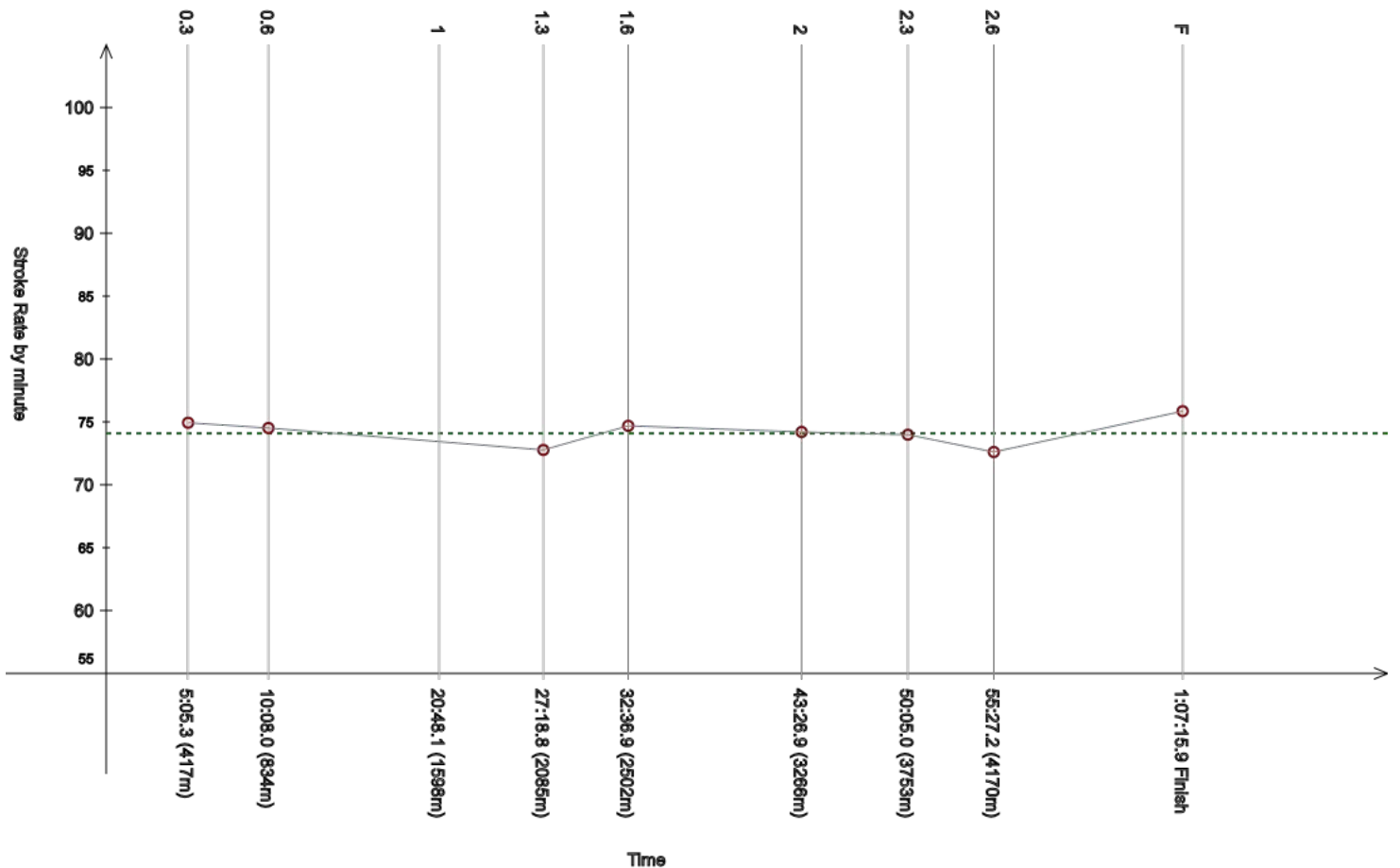
Event 103
18 JUL 2023 - 8:00

5km Women
5km - femmes

Race Analysis

Analyse de la course

Rank	Bib	Name	NAT Code					Finish Time	Gap							
50	14	ZELINSKAYA Anastasiya	UZB					1:07:15.9	+7:44.2							
Lap	Time	Rank	Gap	SPM	Lap	Time	Rank	Gap	SPM	Lap	Time	Rank	Gap	SPM	SPM	STC
0.3	5:05.3	(=43)	+18.4	74.9	0.6	10:08.0	(48)	+40.4	74.5	1	20:48.1	(33)	++	-		
						5:02.7					10:40.1					
1.3	27:18.8	(51)	++	72.8	1.6	32:36.9	(51)	++	74.7	2	43:26.9	(33)	++	74.2	74.1	5153
	6:30.7					5:18.1					10:50.0					
2.3	50:05.0	(51)	++	74.0	2.6	55:27.2	(51)	++	72.6	F	1:07:15.9	(50)	++	75.9		
	6:38.1					5:22.2					11:48.7					



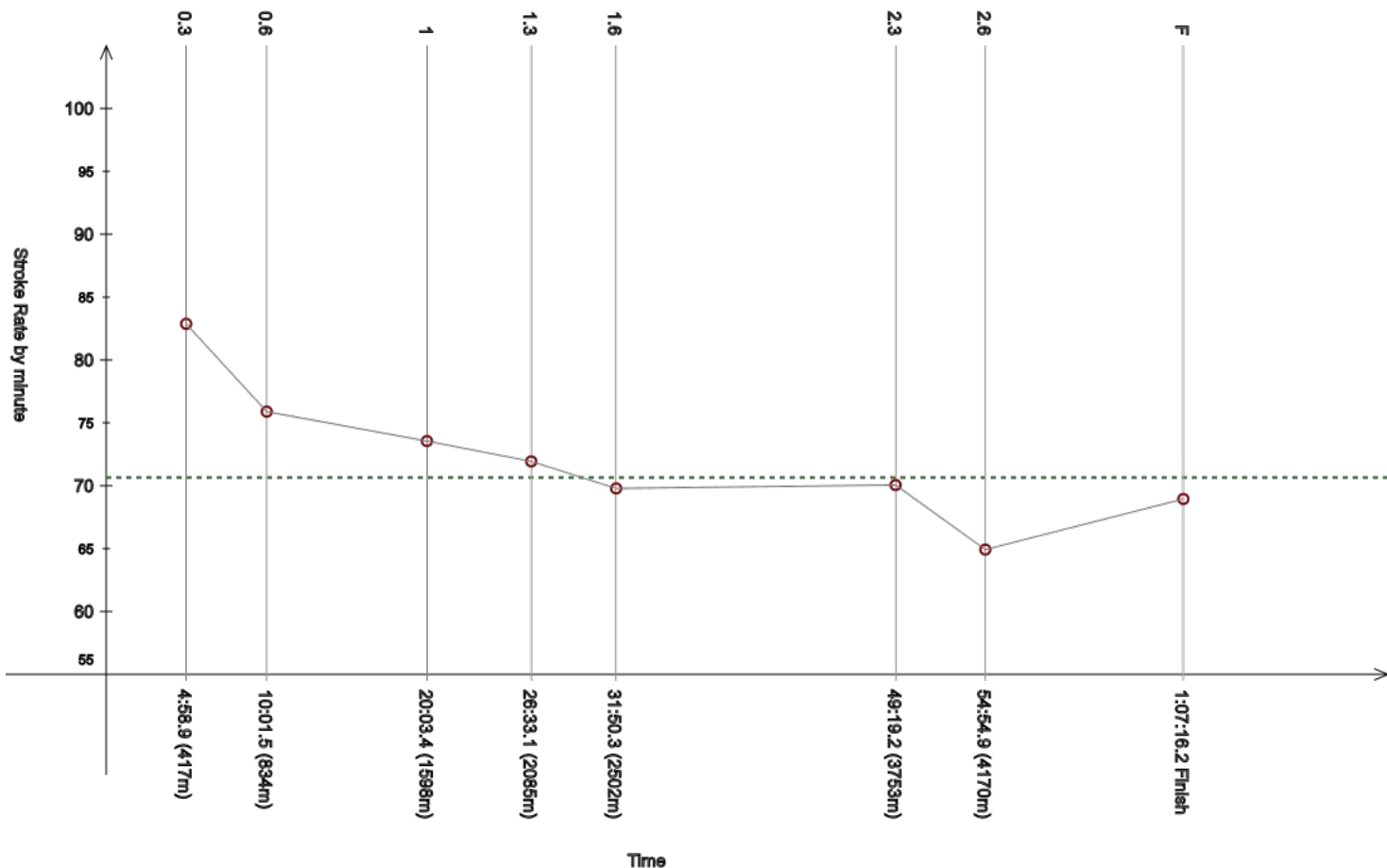
Legend:	+ Gap or time behind	++ One minute or more behind in split time	---- Stroke Rate Average
F Finish	SPM Average strokes per minute	STC Total strokes	

Official Timekeeping by OMEGA

Event 103
18 JUL 2023 - 8:00
5km Women
5km - femmes
Race Analysis
 Analyse de la course

Rank	Bib	Name	NAT Code	Finish Time	Gap
51	21	MEQDAR Malak	MAR	1:07:16.2	+7:44.5

Lap	Time	Rank	Gap	SPM	Lap	Time	Rank	Gap	SPM	Lap	Time	Rank	Gap	SPM	SPM	STC
0.3	4:58.9	(25)	+12.0	82.9	0.6	10:01.5	(47)	+33.9	75.9	1	20:03.4	(30)	+57.3	73.6		
						5:02.6					10:01.9					
1.3	26:33.1	(48)	++	71.9	1.6	31:50.3	(48)	++	69.8	2	-	-	-	-	70.6	4952
	6:29.7					5:17.2					-					
2.3	49:19.2	(48)	++	70.1	2.6	54:54.9	(48)	++	64.9	F	1:07:16.2	(51)	++	69.0		
	-					5:35.7					12:21.3					



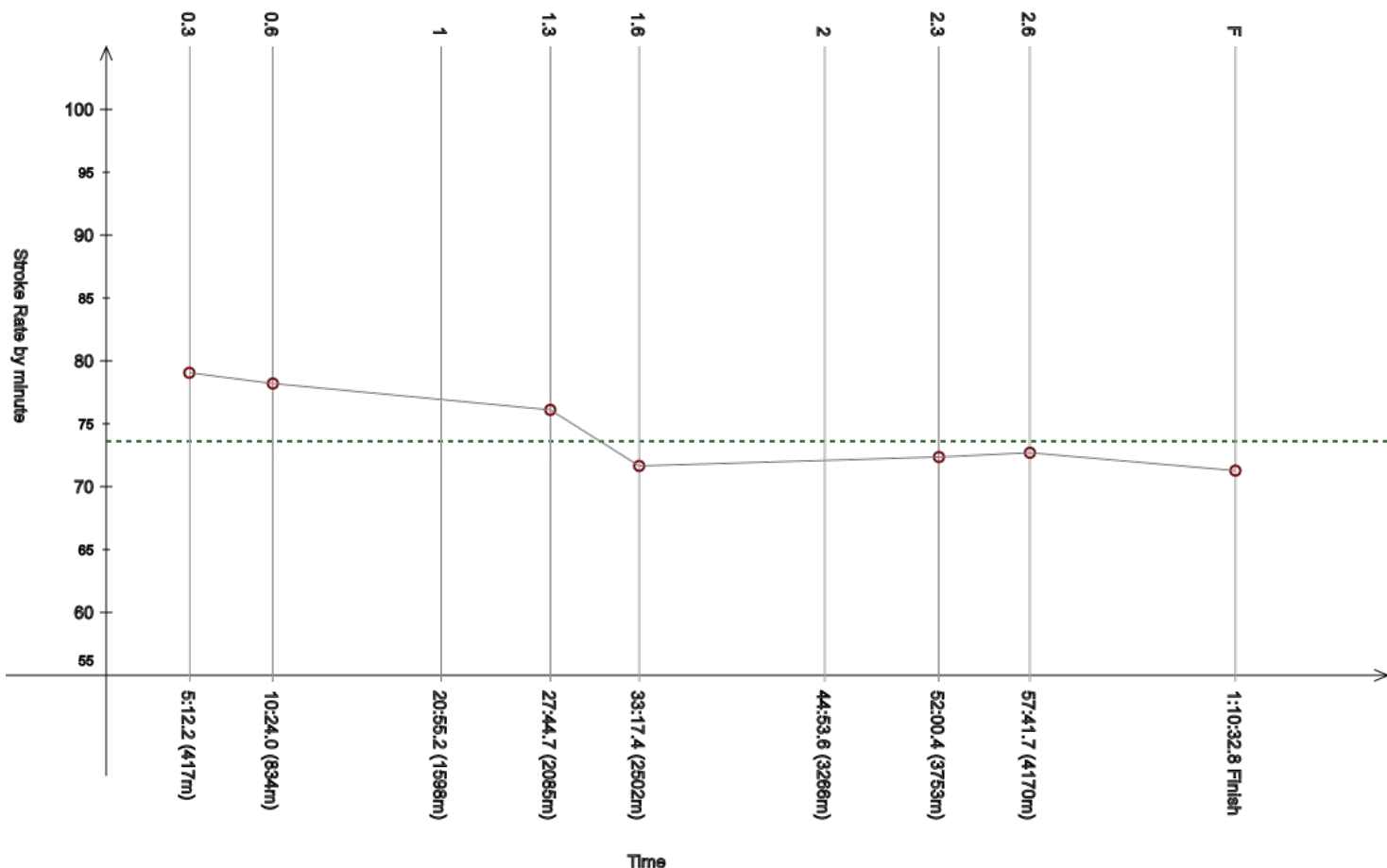
Legend:			
+	Gap or time behind	++	One minute or more behind in split time
-	Information not available	----	Stroke Rate Average
F	Finish	SPM	Average strokes per minute
STC	Total strokes		

Official Timekeeping by OMEGA

Event 103
18 JUL 2023 - 8:00
5km Women
5km - femmes
Race Analysis
 Analyse de la course

Rank	Bib	Name	NAT Code	Finish Time	Gap
52	10	GUADAMURO Mariela	PUR	1:10:32.8	+11:01.1

Lap	Time	Rank	Gap	SPM	Lap	Time	Rank	Gap	SPM	Lap	Time	Rank	Gap	SPM	SPM	STC
0.3	5:12.2	(51)	+25.3	79.1	0.6	10:24.0	(51)	+56.4	78.2	1	20:55.2	(34)	++	-		
						5:11.8					10:31.2					
1.3	27:44.7	(52)	++	76.1	1.6	33:17.4	(52)	++	71.7	2	44:53.6	(34)	++	-	73.6	5292
	6:49.5					5:32.7					11:36.2					
2.3	52:00.4	(52)	++	72.4	2.6	57:41.7	(52)	++	72.7	F	1:10:32.8	(52)	++	71.3		
	7:06.8					5:41.3					12:51.1					



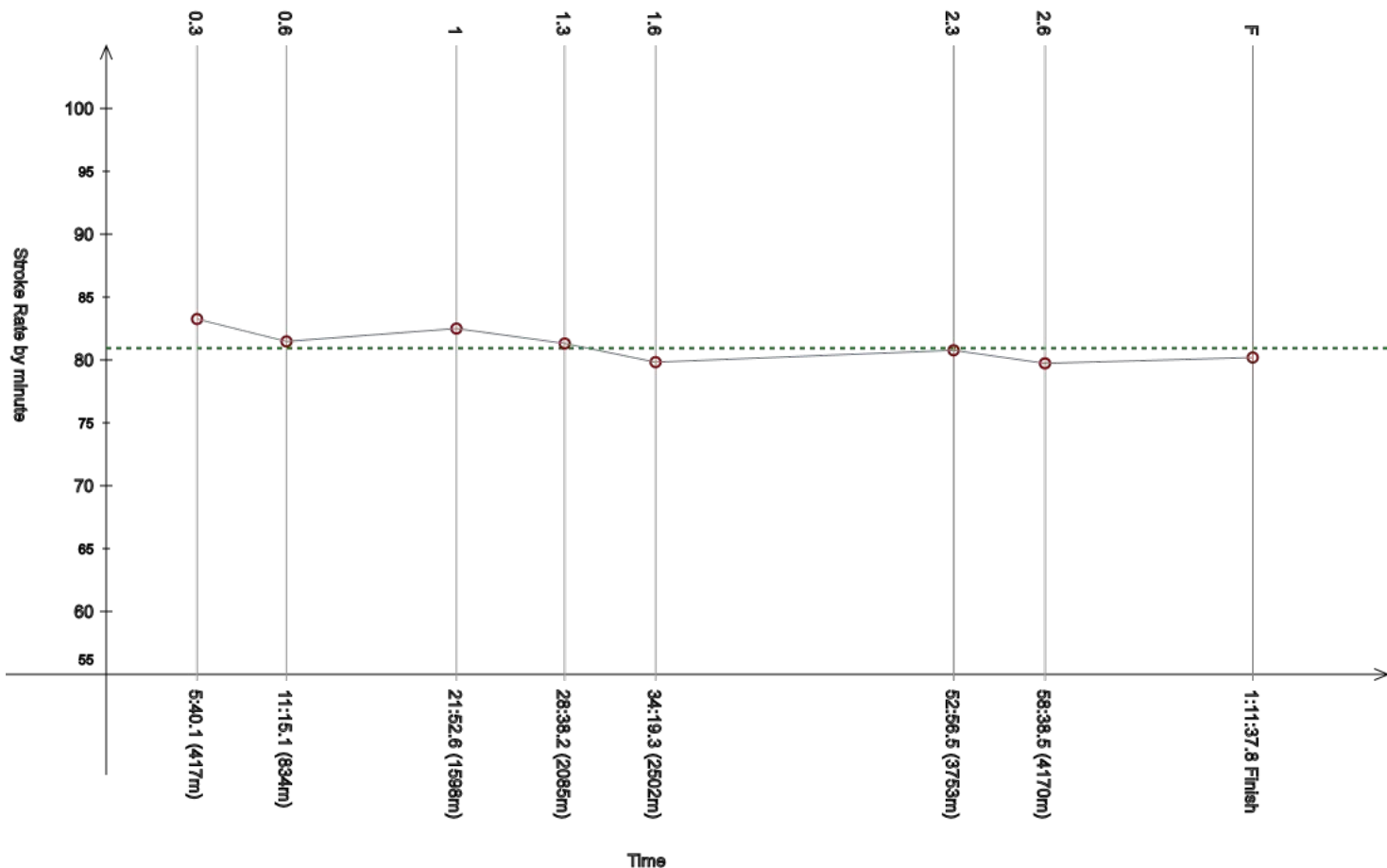
Legend:	+ Gap or time behind	++ One minute or more behind in split time	--- Stroke Rate Average
F Finish	SPM Average strokes per minute	STC Total strokes	

Official Timekeeping by OMEGA

Event 103
18 JUL 2023 - 8:00
5km Women
5km - femmes
Race Analysis
 Analyse de la course

Rank	Bib	Name	NAT Code	Finish Time	Gap
53	46	PORRES Maria	GUA	1:11:37.8	+12:06.1

Lap	Time	Rank	Gap	SPM	Lap	Time	Rank	Gap	SPM	Lap	Time	Rank	Gap	SPM	SPM	STC
0.3	5:40.1	(58)	+53.2	83.3	0.6	11:15.1	(55)	++	81.5	1	21:52.6	(36)	++	82.5		
						5:35.0					10:37.5					
1.3	28:38.2	(53)	++	81.3	1.6	34:19.3	(54)	++	79.8	2	-	-	-	-	80.9	5839
	6:45.6					5:41.1					-					
2.3	52:56.5	(53)	++	80.8	2.6	58:38.5	(53)	++	79.7	F	1:11:37.8	(53)	++	80.2		
	-					5:42.0					12:59.3					

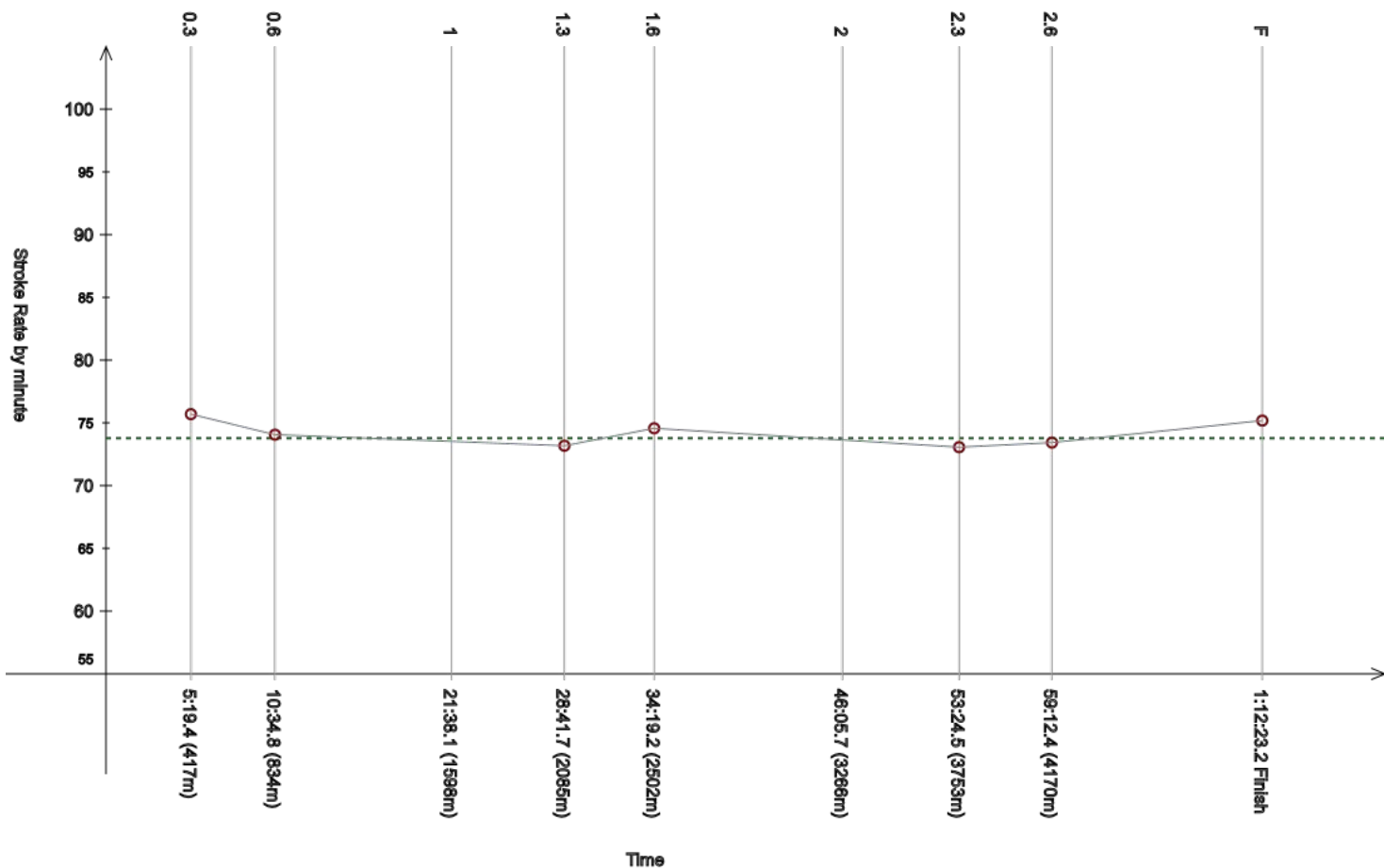


Legend:			
+	Gap or time behind	++	One minute or more behind in split time
-	Information not available	----	Stroke Rate Average
F	Finish	SPM	Average strokes per minute
STC	Total strokes		

Official Timekeeping by OMEGA

Event 103
18 JUL 2023 - 8:00
5km Women
5km - femmes
Race Analysis
 Analyse de la course

Rank	Bib	Name	NAT Code					Finish Time	Gap							
54	6	BANGALORE MAHESH RITHIKA	IND					1:12:23.2	+12:51.5							
Lap	Time	Rank	Gap	SPM	Lap	Time	Rank	Gap	SPM	Lap	Time	Rank	Gap	SPM	SPM	STC
0.3	5:19.4	(53)	+32.5	75.7	0.6	10:34.8	(52)	++	74.1	1	21:38.1	(35)	++	-		
						5:15.4					11:03.3					
1.3	28:41.7	(54)	++	73.2	1.6	34:19.2	(53)	++	74.6	2	46:05.7	(35)	++	-	73.8	5361
	7:03.6					5:37.5					11:46.5					
2.3	53:24.5	(54)	++	73.1	2.6	59:12.4	(54)	++	73.4	F	1:12:23.2	(54)	++	75.2		
	7:18.8					5:47.9					13:10.8					



Legend:	+ Gap or time behind	++ One minute or more behind in split time	---- Stroke Rate Average
F Finish	SPM Average strokes per minute	STC Total strokes	

Official Timekeeping by OMEGA

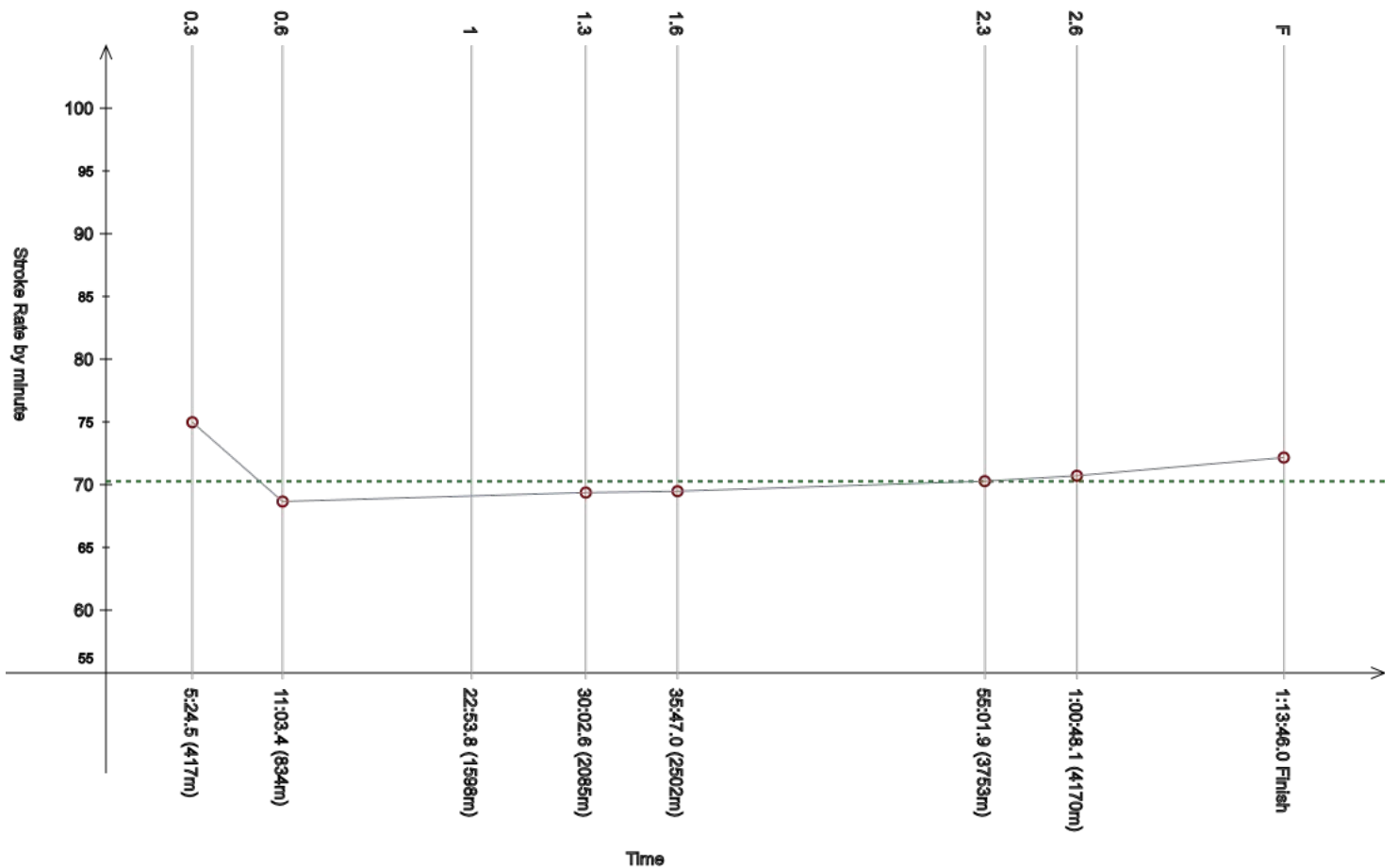
Event 103
18 JUL 2023 - 8:00
5km Women
5km - femmes

Race Analysis

Analyse de la course

Rank	Bib	Name	NAT Code	Finish Time	Gap
55	32	FRICHOT Sofie	SEY	1:13:46.0	+14:14.3

Lap	Time	Rank	Gap	SPM	Lap	Time	Rank	Gap	SPM	Lap	Time	Rank	Gap	SPM	SPM	STC
0.3	5:24.5	(54)	+37.6	75.0	0.6	11:03.4	(53)	++	68.7	1	22:53.8	(37)	++	-		
						5:38.9					11:50.4					
1.3	30:02.6	(55)	++	69.4	1.6	35:47.0	(56)	++	69.5	2	-	-	-	-	70.3	5208
	7:08.8					5:44.4					-					
2.3	55:01.9	(56)	++	70.3	2.6	1:00:48.1	(55)	++	70.7	F	1:13:46.0	(55)	++	72.2		
	-					5:46.2					12:57.9					

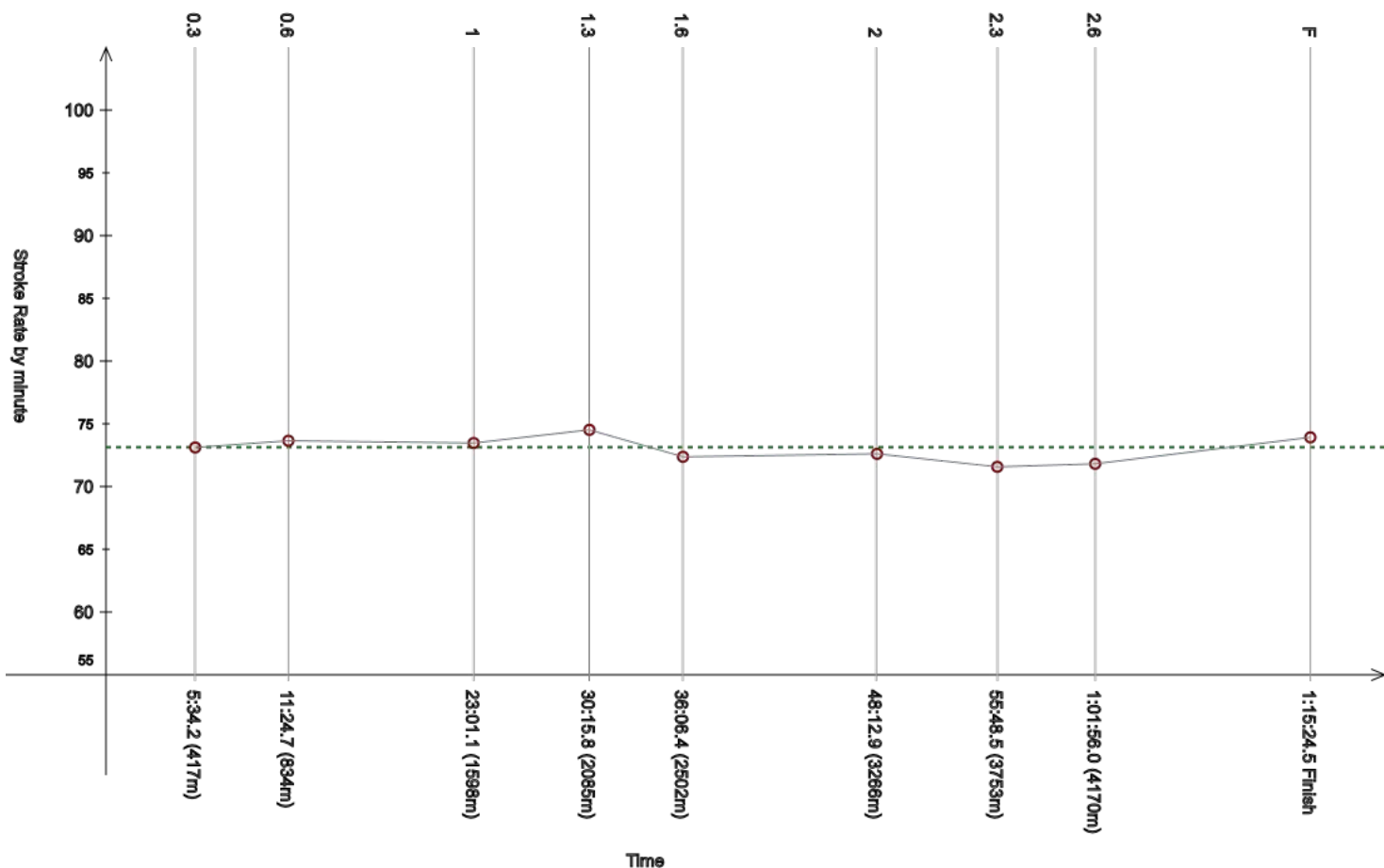


Legend:			
+	Gap or time behind	++	One minute or more behind in split time
-	Information not available	----	Stroke Rate Average
F	Finish	SPM	Average strokes per minute
STC	Total strokes		

Official Timekeeping by OMEGA

Event 103
18 JUL 2023 - 8:00
5km Women
5km - femmes
Race Analysis
 Analyse de la course

Rank	Bib	Name	NAT Code	Finish Time	Gap											
	62	JIMENEZ Kisha	CRC	1:15:24.5	OTL											
Lap	Time	Rank	Gap	SPM	Lap	Time	Rank	Gap	SPM	Lap	Time	Rank	Gap	SPM	SPM	STC
0.3	5:34.2	(56)	+47.3	73.1	0.6	11:24.7	(57)	++	73.7	1	23:01.1	(38)	++	73.5		
						5:50.5					11:36.4					
1.3	30:15.8	(58)	++	74.5	1.6	36:06.4	(58)	++	72.4	2	48:12.9	(36)	++	72.6	73.1	5540
						5:50.6					12:06.5					
2.3	55:48.5	(58)	++	71.6	2.6	1:01:56.0	(58)	++	71.8	F	1:15:24.5		++	73.9		
						6:07.5										
	7:35.6															

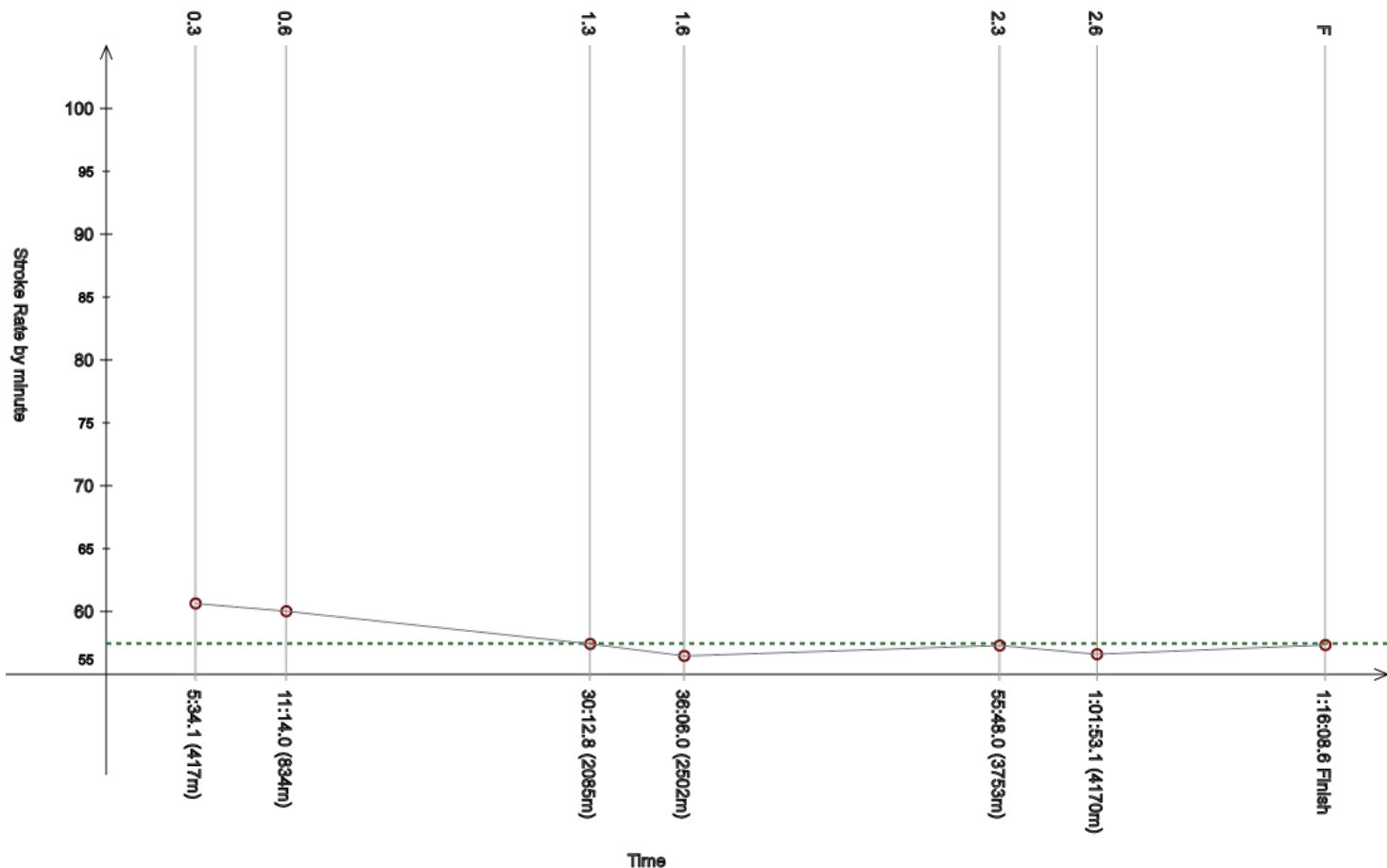


Legend:			
+	Gap or time behind	++	One minute or more behind in split time
----	Stroke Rate Average	F	Finish
OTL	Outside Time Limit	SPM	Average strokes per minute
STC	Total strokes		

Official Timekeeping by OMEGA

Event 103
18 JUL 2023 - 8:00
5km Women
5km - femmes
Race Analysis
 Analyse de la course

Rank	Bib	Name	NAT Code					Finish Time	Gap							
	34	SANTO Rafaela	ANG					1:16:08.6	OTL							
Lap	Time	Rank	Gap	SPM	Lap	Time	Rank	Gap	SPM	Lap	Time	Rank	Gap	SPM	SPM	STC
0.3	5:34.1	(55)	+47.2	60.6	0.6	11:14.0	(54)	++	60.0	1	-	-	-	-	-	-
						5:39.9					-	-	-	-	-	-
1.3	30:12.8	(57)	++	57.4	1.6	36:06.0	(57)	++	56.5	2	-	-	-	-	57.5	4443
	-					5:53.2					-	-	-	-	-	-
2.3	55:48.0	(57)	++	57.3	2.6	1:01:53.1	(57)	++	56.6	F	1:16:08.6		++	57.3		
	-					6:05.1										

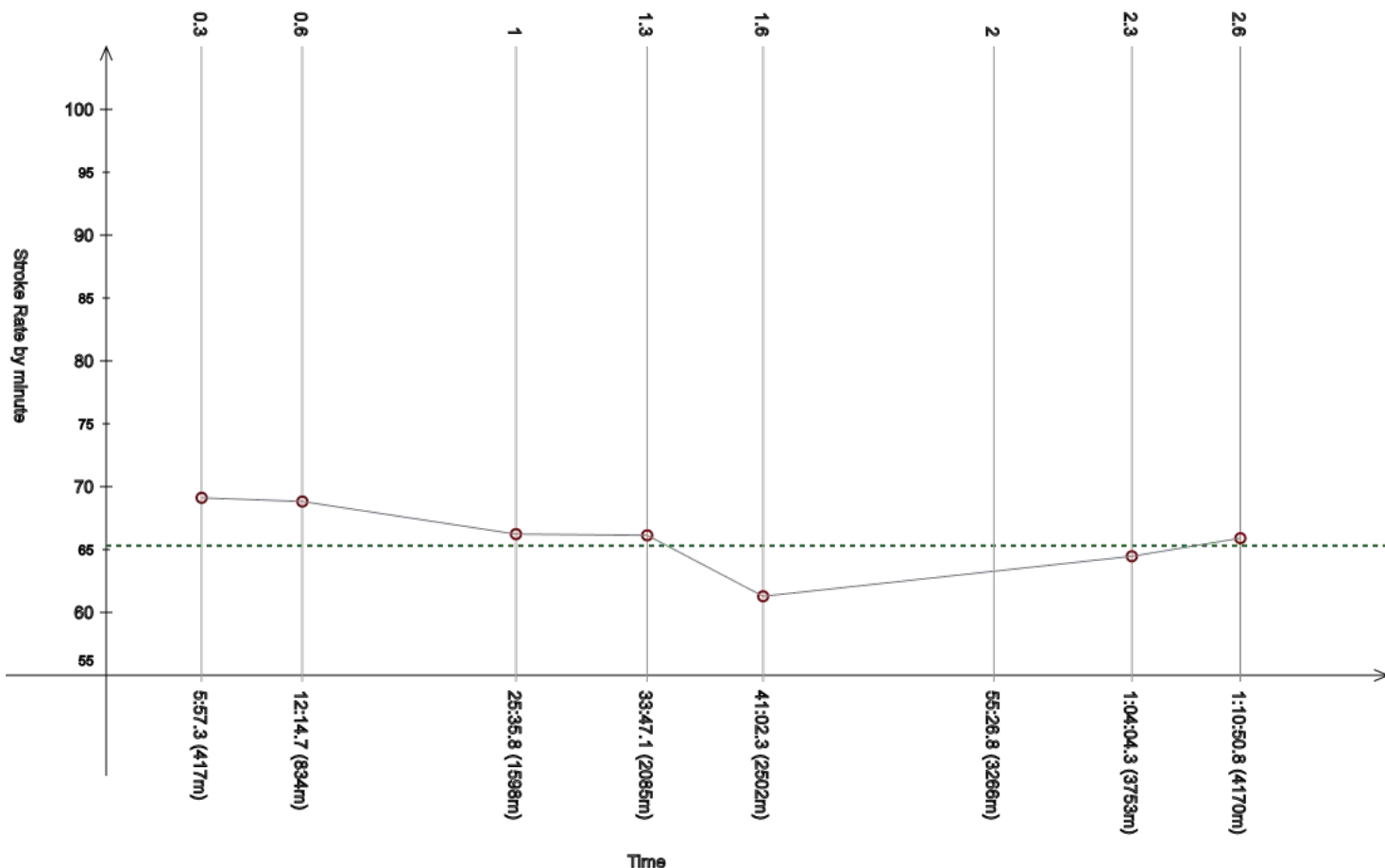


Legend:			
+	Gap or time behind	++	One minute or more behind in split time
-	Information not available	----	Stroke Rate Average
F	Finish	OTL	Outside Time Limit
SPM	Average strokes per minute	STC	Total strokes

Official Timekeeping by OMEGA

Event 103
18 JUL 2023 - 8:00
5km Women
5km - femmes
Race Analysis
 Analyse de la course

Rank	Bib Name				NAT Code					Finish Time					Gap	
	57 MUBIRU Swagiah				UGA					OTL						
Lap	Time	Rank	Gap	SPM	Lap	Time	Rank	Gap	SPM	Lap	Time	Rank	Gap	SPM	SPM	STC
0.3	5:57.3	(59)	++	69.1	0.6	12:14.7	(58)	++	68.8	1	25:35.8	(39)	++	66.2		
						6:17.4					13:21.1					
1.3	33:47.1	(59)	++	66.1	1.6	41:02.3	(59)	++	61.3	2	55:26.8	(37)	++	-	65.3	4676
	8:11.3					7:15.2					14:24.5					
2.3	1:04:04.3	(59)	++	64.5	2.6	1:10:50.8	(59)	++	65.9	F						
	8:37.5					6:46.5										



Legend:	++ One minute or more behind in split time	---- Stroke Rate Average	F Finish
OTL Outside Time Limit	SPM Average strokes per minute	STC Total strokes	

Official Timekeeping by OMEGA

Event 103
18 JUL 2023 - 8:00
5km Women
5km - femmes
Race Analysis
 Analyse de la course

Rank	Bib Name				NAT Code	Finish Time				Gap						
	11 PORTILLO Fatima				ESA	DNS										
Lap	Time	Rank	Gap	SPM	Lap	Time	Rank	Gap	SPM	Lap	Time	Rank	Gap	SPM	SPM	STC
0.3					0.6					1						
1.3					1.6					2						
2.3					2.6					F						

Legend:	----	Stroke Rate Average	DNS	Did Not Start	F	Finish	SPM	Average strokes per minute
	STC	Total strokes						

Official Timekeeping by OMEGA

Event 103
18 JUL 2023 - 8:00
5km Women
5km - femmes
Race Analysis
 Analyse de la course

Rank	Bib Name		NAT Code		Finish Time	Gap										
	44 CONDORI Sabrina		BOL		DNS											
Lap	Time	Rank	Gap	SPM	Lap	Time	Rank	Gap	SPM	Lap	Time	Rank	Gap	SPM	SPM	STC
0.3					0.6					1						
1.3					1.6					2						
2.3					2.6					F						

Legend:	----	Stroke Rate Average	DNS	Did Not Start	F	Finish	SPM	Average strokes per minute
	STC	Total strokes						

Official Timekeeping by OMEGA

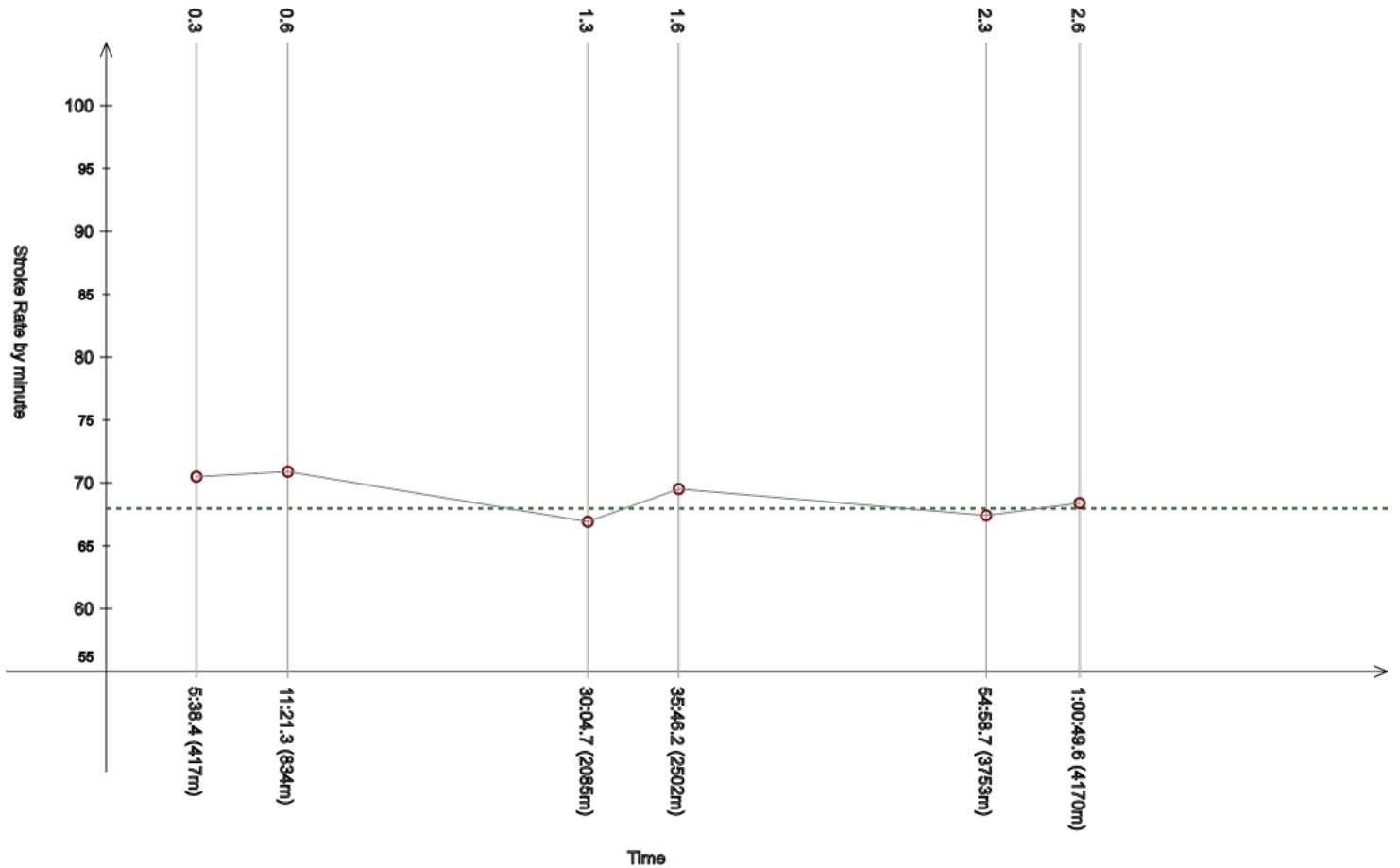
Event 103
18 JUL 2023 - 8:00

5km Women
5km - femmes

Race Analysis

Analyse de la course

Rank	Bib Name				NAT Code					Finish Time					Gap	
	25 ISKANDAROVA Parizoda				UZB					DSQ						
Lap	Time	Rank	Gap	SPM	Lap	Time	Rank	Gap	SPM	Lap	Time	Rank	Gap	SPM	SPM	STC
0.3	5:38.4	(57)	+51.5	70.5	0.6	11:21.3	(56)	++	70.9	1	-	-	-	-		
						5:42.9					-	-	-			
1.3	30:04.7	(56)	++	66.9	1.6	35:46.2	(55)	++	69.5	2	-	-	-	-	68.0	4335
	-					5:41.5					-	-	-			
2.3	54:58.7	(55)	++	67.4	2.6	1:00:49.6	(56)	++	68.4	F R						
	-					5:50.9										



Legend:			
+	Gap or time behind	++	One minute or more behind in split time
-	Information not available	----	Stroke Rate Average
DSQ	Disqualified	F	Finish
R	Red flag	SPM	Average strokes per minute
STC	Total strokes		

Official Timekeeping by OMEGA