

Event 101
15 JUL 2023 - 8:00

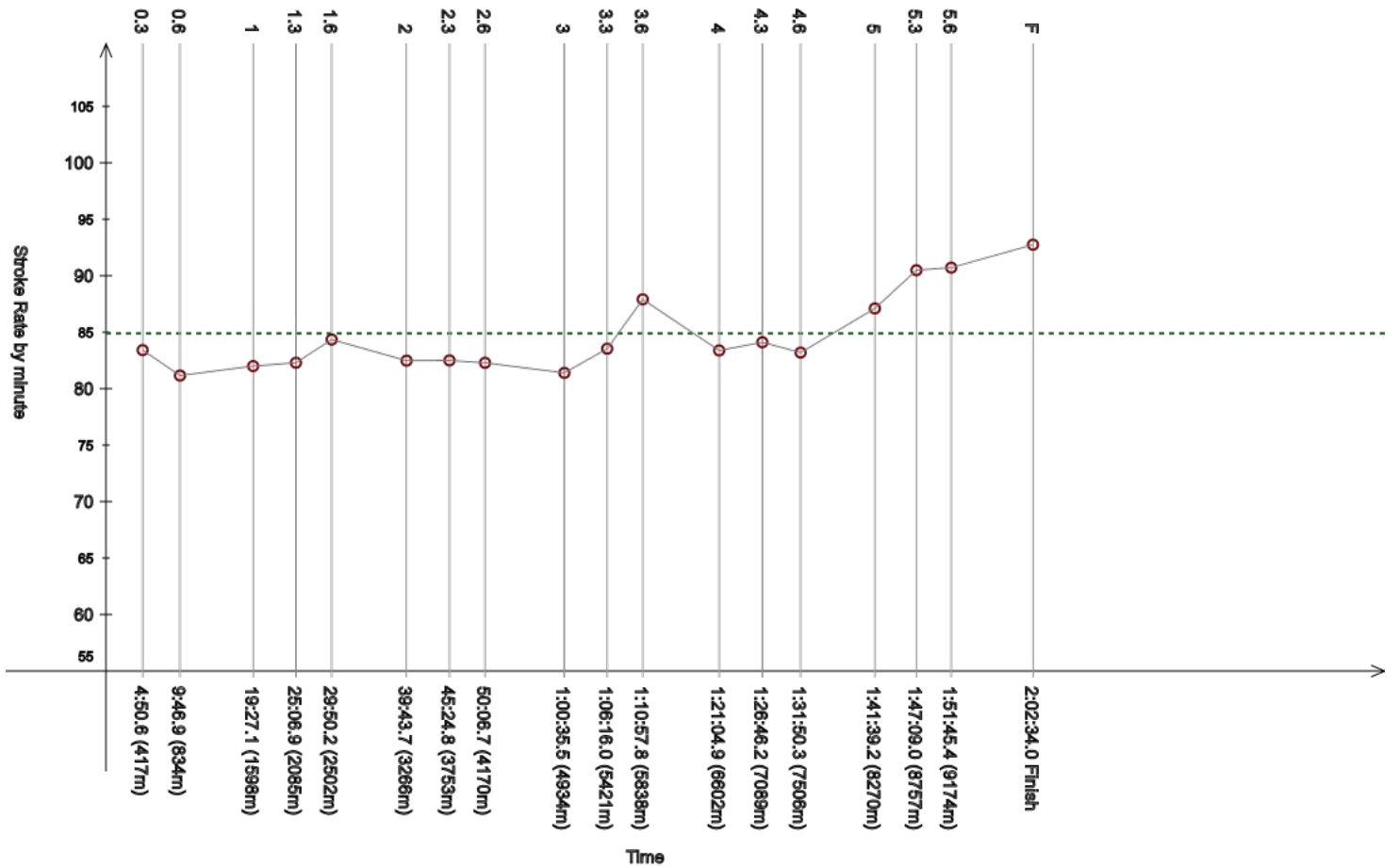
10km Women
10km - femmes

Race Analysis

Analyse de la course

Rank	Bib	Name	NAT Code	Finish Time	Gap
1	32	BECK Leonie	GER	2:02:34.0	

Lap	Time	Rank	Gap	SPM	Lap	Time	Rank	Gap	SPM	Lap	Time	Rank	Gap	SPM	SPM	STC
0.3	4:50.6	(13)	+7.3	83.4	0.6	9:46.9	(21)	+21.3	81.2	1	19:27.1	(=35)	+14.9	82.0		
						4:56.3					9:40.2					
1.3	25:06.9	(=24)	+14.3	82.3	1.6	29:50.2	(10)	+12.9	84.4	2	39:43.7	(11)	+9.7	82.5		
	5:39.8					4:43.3					9:53.5					
2.3	45:24.8	(22)	+8.4	82.5	2.6	50:06.7	(4)	+5.4	82.3	3	1:00:35.5	(12)	+10.0	81.4		
	5:41.1					4:41.9					10:28.8				84.9	10390
3.3	1:06:16.0	(16)	+17.2	83.5	3.6	1:10:57.8	(10)	+16.4	87.9	4	1:21:04.9	(13)	+7.2	83.4		
	5:40.5					4:41.8					10:07.1					
4.3	1:26:46.2	(16)	+10.7	84.1	4.6	1:31:50.3	(16)	+8.3	83.2	5	1:41:39.2	(10)	+6.1	87.1		
	5:41.3					5:04.1					9:48.9					
5.3	1:47:09.0	(5)	+4.1	90.5	5.6	1:51:45.4	(3)	+4.9	90.7	F	2:02:34.0	(1)		92.8		
	5:29.8					4:36.4					10:48.6					



Legend:	+	Gap or time behind	----	Stroke Rate Average	F	Finish	SPM	Average strokes per minute
	STC	Total strokes						

Official Timekeeping by OMEGA

Event 101
15 JUL 2023 - 8:00

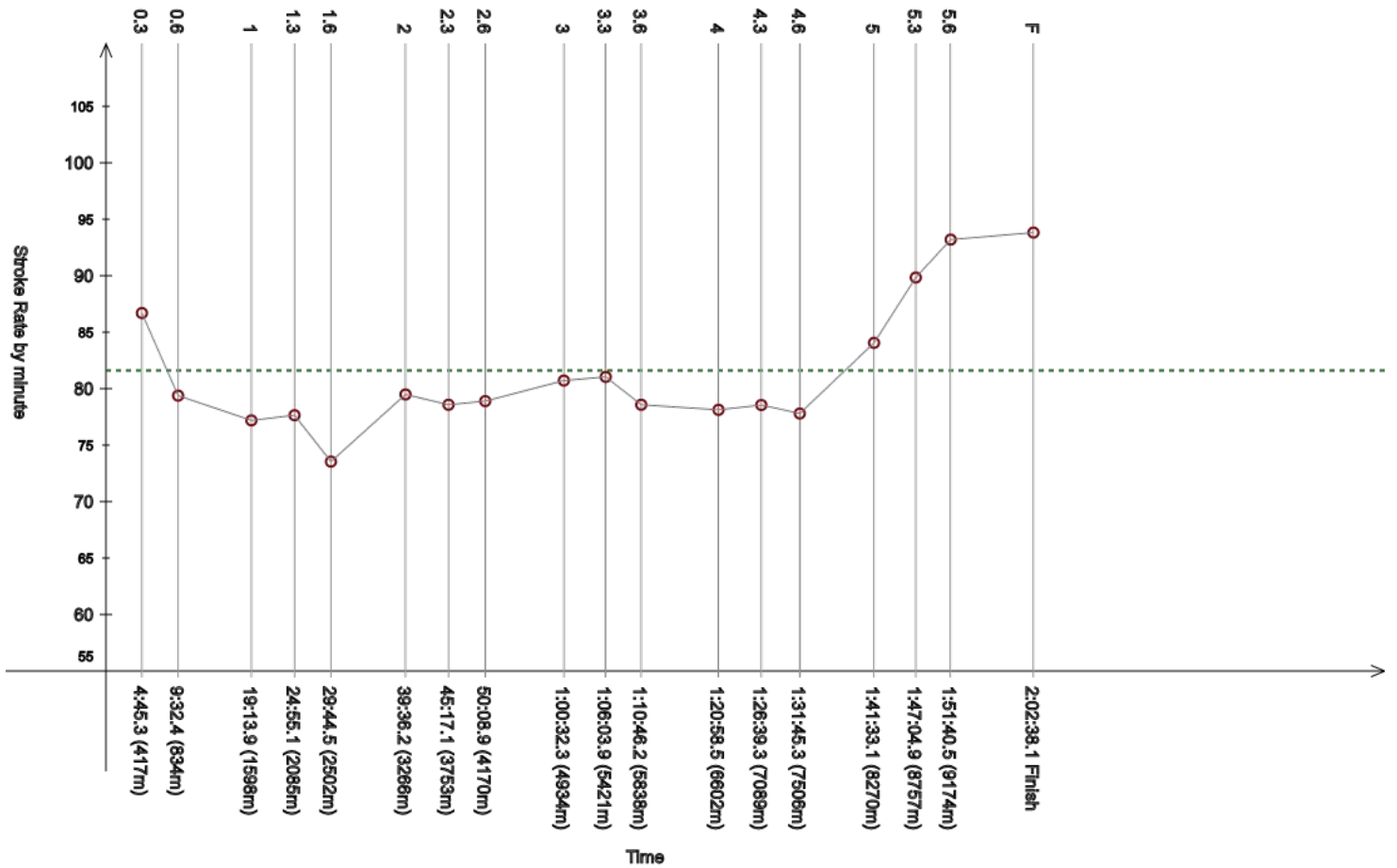
10km Women
10km - femmes

Race Analysis

Analyse de la course

Rank	Bib	Name	NAT Code	Finish Time	Gap
2	25	GUBECKA Chelsea	AUS	2:02:38.1	+4.1

Lap	Time	Rank	Gap	SPM	Lap	Time	Rank	Gap	SPM	Lap	Time	Rank	Gap	SPM	SPM	STC
0.3	4:45.3	(2)	+2.0	86.7	0.6	9:32.4	(5)	+6.8	79.4	1	19:13.9	(3)	+1.7	77.2		
						4:47.1					9:41.5					
1.3	24:55.1	(2)	+2.5	77.7	1.6	29:44.5	(4)	+7.2	73.5	2	39:36.2	(4)	+2.2	79.5		
						4:49.4					9:51.7					
2.3	45:17.1	(3)	+0.7	78.6	2.6	50:08.9	(5)	+7.6	78.9	3	1:00:32.3	(7)	+6.8	80.7		
						4:51.8					10:23.4				81.6	10063
3.3	1:06:03.9	(2)	+5.1	81.0	3.6	1:10:46.2	(2)	+4.8	78.6	4	1:20:58.5	(2)	+0.8	78.1		
						4:42.3					10:12.3					
4.3	1:26:39.3	(5)	+3.8	78.6	4.6	1:31:45.3	(3)	+3.3	77.8	5	1:41:33.1	(1)		84.1		
						5:06.0					9:47.8					
5.3	1:47:04.9	(1)		89.8	5.6	1:51:40.5	(1)		93.2	F	2:02:38.1	(2)	+4.1	93.8		
						4:35.6					10:57.6					



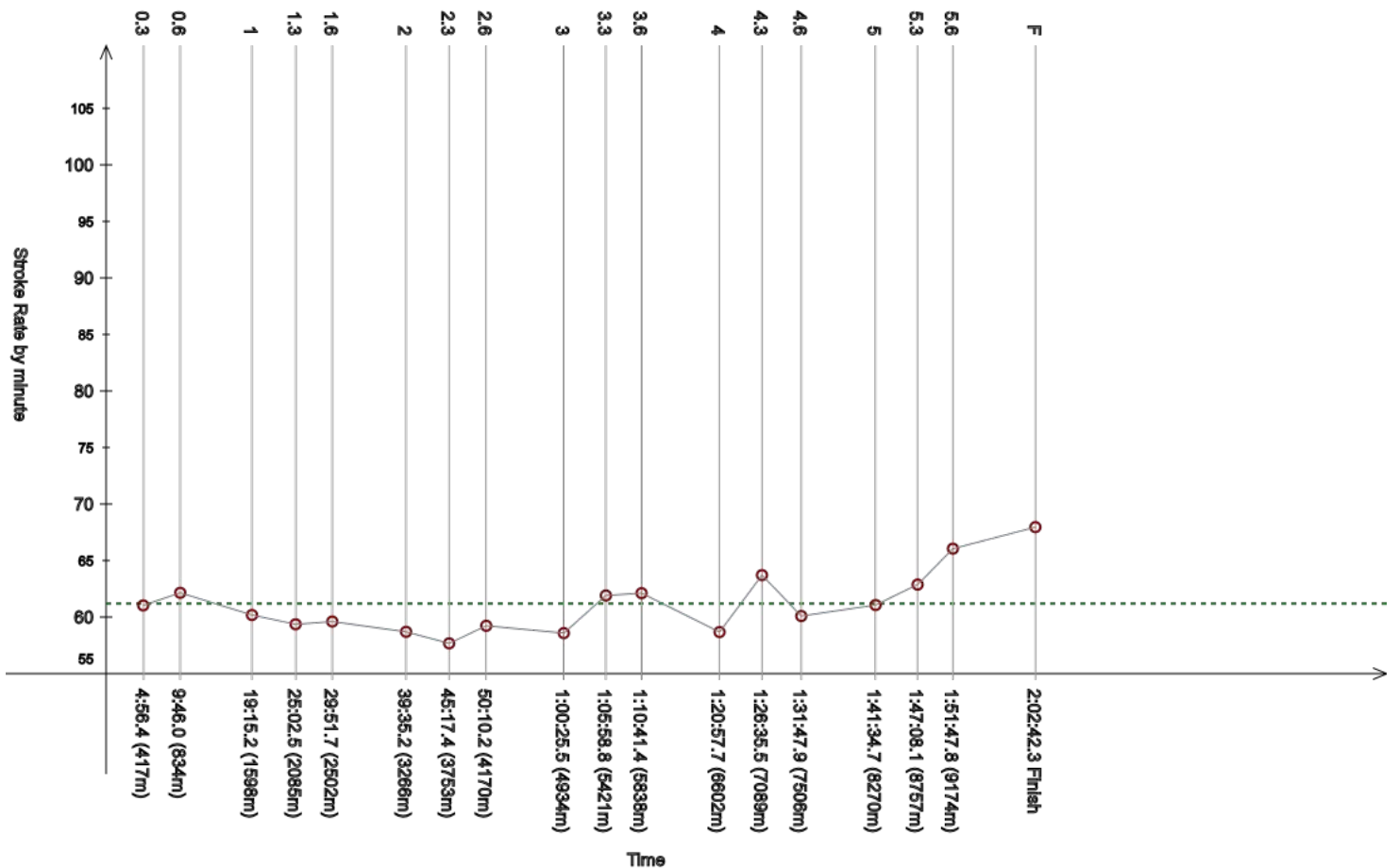
Legend:	+	Gap or time behind	----	Stroke Rate Average	F	Finish	SPM	Average strokes per minute
	STC	Total strokes						

Official Timekeeping by OMEGA

Event 101
15 JUL 2023 - 8:00
10km Women
10km - femmes
Race Analysis
 Analyse de la course

Rank	Bib	Name	NAT Code	Finish Time	Gap
3	40	GRIMES Katie	USA	2:02:42.3	+8.3

Lap	Time	Rank	Gap	SPM	Lap	Time	Rank	Gap	SPM	Lap	Time	Rank	Gap	SPM	SPM	STC
0.3	4:56.4	(32)	+13.1	61.0	0.6	9:46.0	(20)	+20.4	62.2	1	19:15.2	(6)	+3.0	60.2		
						4:49.6					9:29.2					
1.3	25:02.5	(9)	+9.9	59.4	1.6	29:51.7	(12)	+14.4	59.6	2	39:35.2	(2)	+1.2	58.7		
	5:47.3					4:49.2					9:43.5					
2.3	45:17.4	(4)	+1.0	57.7	2.6	50:10.2	(9)	+8.9	59.2	3	1:00:25.5	(1)		58.6		
	5:42.2					4:52.8					10:15.3				61.2	7562
3.3	1:05:58.8	(1)		61.9	3.6	1:10:41.4	(1)		62.1	4	1:20:57.7	(1)		58.7		
	5:33.3					4:42.6					10:16.3					
4.3	1:26:35.5	(1)		63.7	4.6	1:31:47.9	(5)	+5.9	60.1	5	1:41:34.7	(3)	+1.6	61.1		
	5:37.8					5:12.4					9:46.8					
5.3	1:47:08.1	(3)	+3.2	62.9	5.6	1:51:47.8	(=5)	+7.3	66.1	F	2:02:42.3	(3)	+8.3	68.0		
	5:33.4					4:39.7					10:54.5					



Legend:	+ Gap or time behind	---- Stroke Rate Average	F Finish	SPM Average strokes per minute
	STC Total strokes			

Official Timekeeping by OMEGA

Event 101
15 JUL 2023 - 8:00

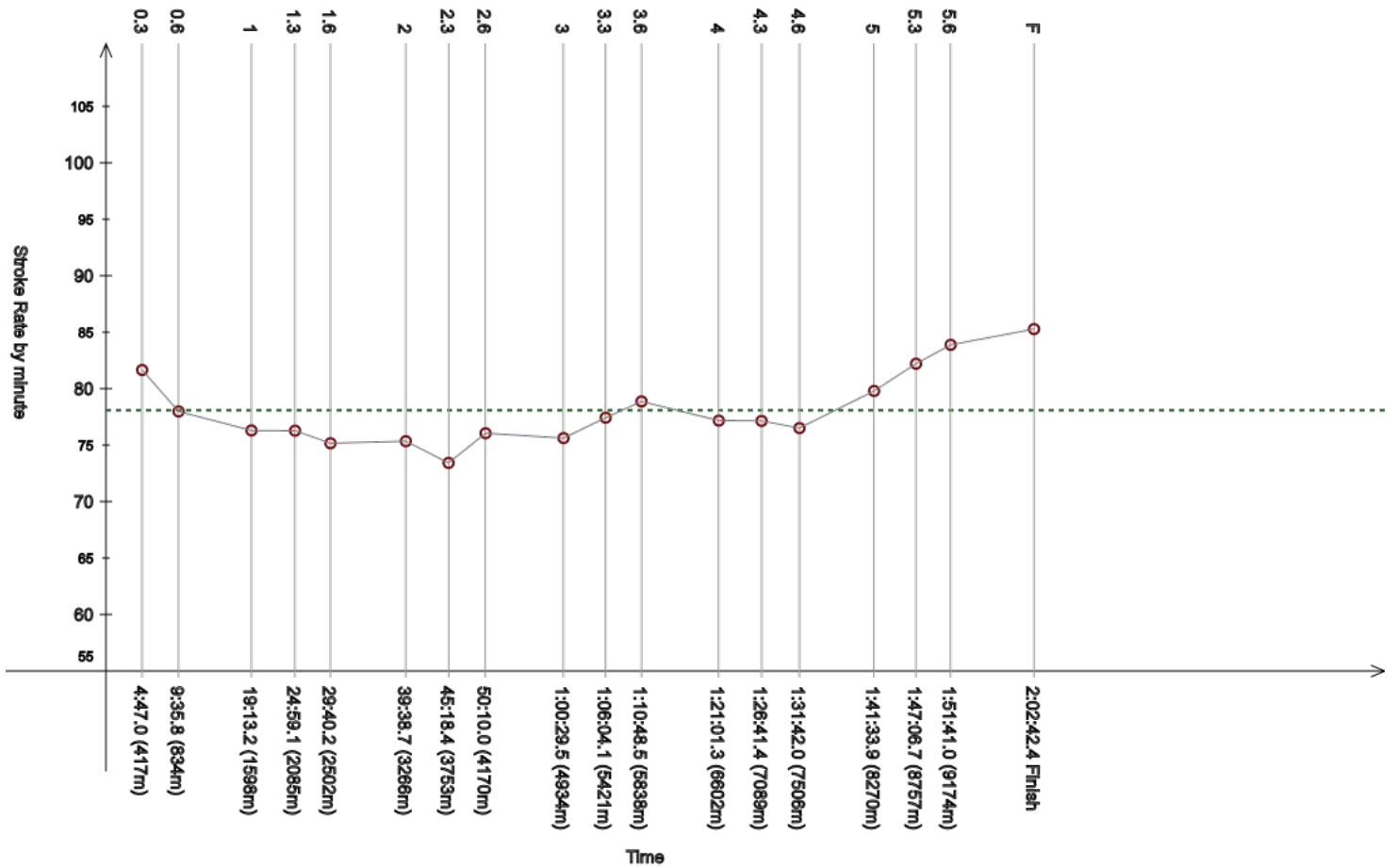
10km Women
10km - femmes

Race Analysis

Analyse de la course

Rank	Bib	Name	NAT Code	Finish Time	Gap
4	3	van ROUWENDAAL Sharon	NED	2:02:42.4	+8.4

Lap	Time	Rank	Gap	SPM	Lap	Time	Rank	Gap	SPM	Lap	Time	Rank	Gap	SPM	SPM	STC
0.3	4:47.0	(=4)	+3.7	81.7	0.6	9:35.8	(9)	+10.2	78.0	1	19:13.2	(2)	+1.0	76.3		
						4:48.8					9:37.4					
1.3	24:59.1	(6)	+6.5	76.3	1.6	29:40.2	(2)	+2.9	75.2	2	39:38.7	(7)	+4.7	75.4		
	5:45.9					4:41.1					9:58.5					
2.3	45:18.4	(5)	+2.0	73.4	2.6	50:10.0	(7)	+8.7	76.1	3	1:00:29.5	(2)	+4.0	75.6		
	5:39.7					4:51.6					10:19.5				78.1	9615
3.3	1:06:04.1	(3)	+5.3	77.4	3.6	1:10:48.5	(5)	+7.1	78.9	4	1:21:01.3	(4)	+3.6	77.2		
	5:34.6					4:44.4					10:12.8					
4.3	1:26:41.4	(8)	+5.9	77.1	4.6	1:31:42.0	(1)		76.5	5	1:41:33.9	(2)	+0.8	79.8		
	5:40.1					5:00.6					9:51.9					
5.3	1:47:06.7	(2)	+1.8	82.2	5.6	1:51:41.0	(2)	+0.5	83.9	F	2:02:42.4	(4)	+8.4	85.3		
	5:32.8					4:34.3					11:01.4					



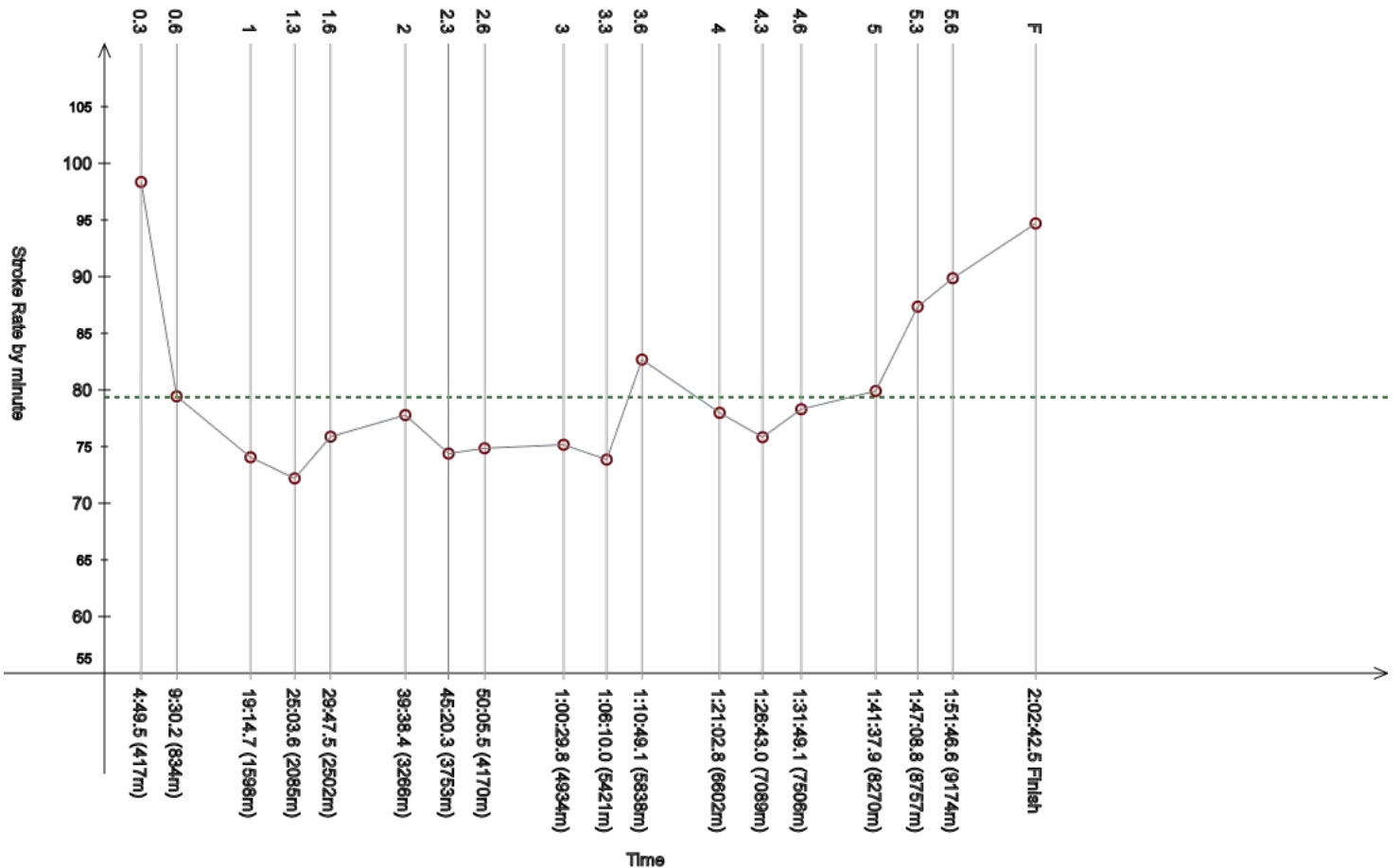
Legend:	+	Gap or time behind	----	Stroke Rate Average	F	Finish	SPM	Average strokes per minute
	STC	Total strokes						

Official Timekeeping by OMEGA

Event 101
15 JUL 2023 - 8:00
10km Women
10km - femmes
Race Analysis
 Analyse de la course

Rank	Bib	Name	NAT Code	Finish Time	Gap
5	38	CUNHA Ana Marcela	BRA	2:02:42.5	+8.5

Lap	Time	Rank	Gap	SPM	Lap	Time	Rank	Gap	SPM	Lap	Time	Rank	Gap	SPM	SPM	STC
0.3	4:49.5	(=9)	+6.2	98.4	0.6	9:30.2	(3)	+4.6	79.4	1	19:14.7	(4)	+2.5	74.1		
						4:40.7					9:44.5					
1.3	25:03.6	(15)	+11.0	72.2	1.6	29:47.5	(6)	+10.2	75.9	2	39:38.4	(6)	+4.4	77.8		
	5:48.9					4:43.9					9:50.9					
2.3	45:20.3	(10)	+3.9	74.4	2.6	50:05.5	(2)	+4.2	74.9	3	1:00:29.8	(3)	+4.3	75.2		
	5:41.9					4:45.2					10:24.3				79.4	9805
3.3	1:06:10.0	(6)	+11.2	73.9	3.6	1:10:49.1	(6)	+7.7	82.7	4	1:21:02.8	(7)	+5.1	78.0		
	5:40.2					4:39.1					10:13.7					
4.3	1:26:43.0	(9)	+7.5	75.8	4.6	1:31:49.1	(=8)	+7.1	78.3	5	1:41:37.9	(7)	+4.8	79.9		
	5:40.2					5:06.1					9:48.8					
5.3	1:47:08.8	(4)	+3.9	87.4	5.6	1:51:46.6	(4)	+6.1	89.9	F	2:02:42.5	(5)	+8.5	94.7		
	5:30.9					4:37.8					10:55.9					



Legend:	+ Gap or time behind	---- Stroke Rate Average	F Finish	SPM Average strokes per minute
	STC Total strokes			

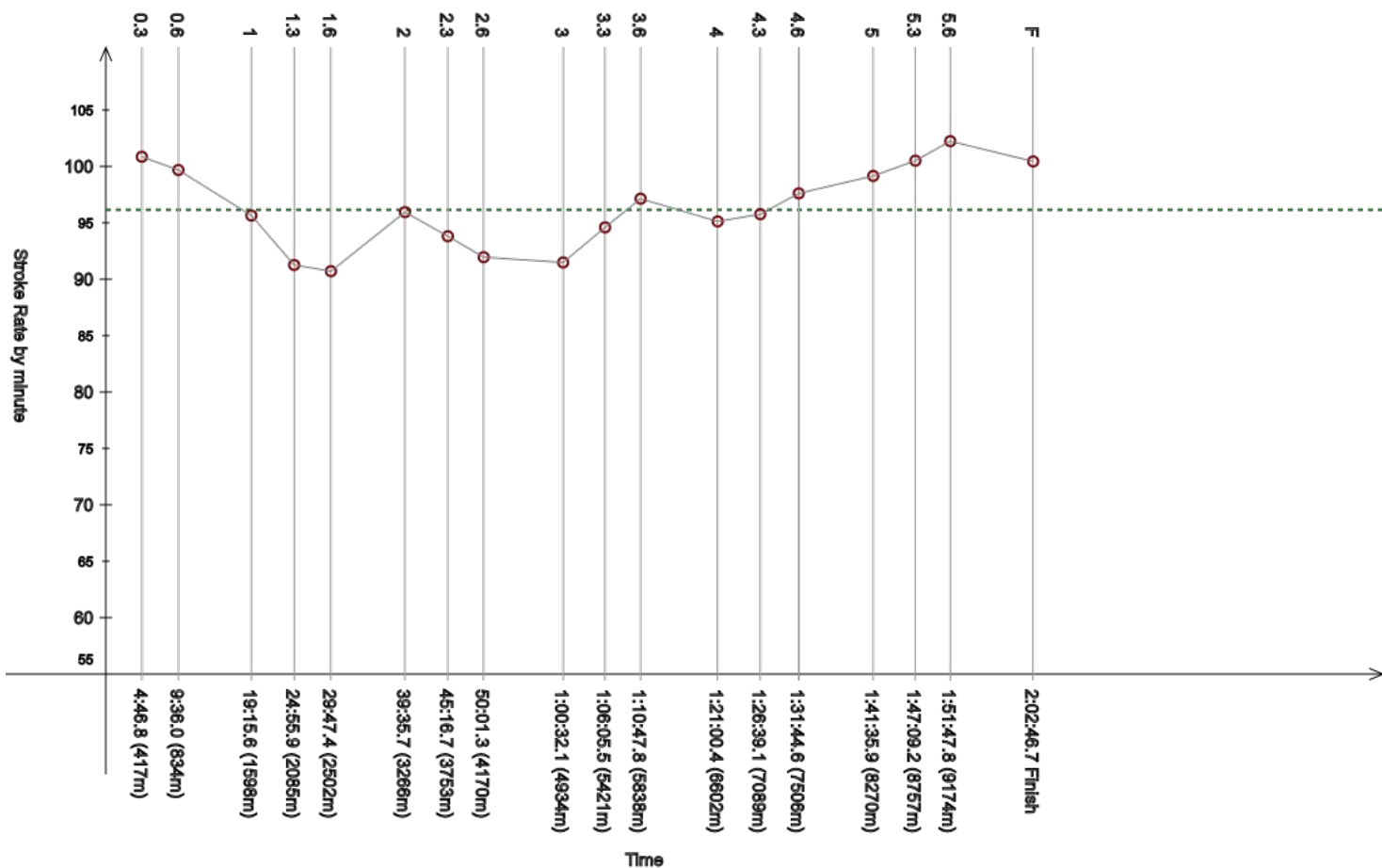
Official Timekeeping by OMEGA

Event 101
15 JUL 2023 - 8:00
10km Women
10km - femmes
Race Analysis

Analyse de la course

Rank	Bib	Name	NAT Code	Finish Time	Gap
6	13	TADDEUCCI Ginevra	ITA	2:02:46.7	+12.7

Lap	Time	Rank	Gap	SPM	Lap	Time	Rank	Gap	SPM	Lap	Time	Rank	Gap	SPM	SPM	STC
0.3	4:46.8	(3)	+3.5	100.9	0.6	9:36.0	(10)	+10.4	99.7	1	19:15.6	(7)	+3.4	95.7		
						4:49.2					9:39.6					
1.3	24:55.9	(3)	+3.3	91.3	1.6	29:47.4	(5)	+10.1	90.7	2	39:35.7	(3)	+1.7	96.0		
	5:40.3					4:51.5					9:48.3					
2.3	45:16.7	(2)	+0.3	93.8	2.6	50:01.3	(1)		92.0	3	1:00:32.1	(6)	+6.6	91.5		
	5:41.0					4:44.6					10:30.8				96.2	11849
3.3	1:06:05.5	(4)	+6.7	94.6	3.6	1:10:47.8	(4)	+6.4	97.1	4	1:21:00.4	(3)	+2.7	95.1		
	5:33.4					4:42.3					10:12.6					
4.3	1:26:39.1	(4)	+3.6	95.8	4.6	1:31:44.6	(2)	+2.6	97.6	5	1:41:35.9	(4)	+2.8	99.2		
	5:38.7					5:05.5					9:51.3					
5.3	1:47:09.2	(6)	+4.3	100.5	5.6	1:51:47.8	(=5)	+7.3	102.2	F	2:02:46.7	(6)	+12.7	100.4		
	5:33.3					4:38.6					10:58.9					



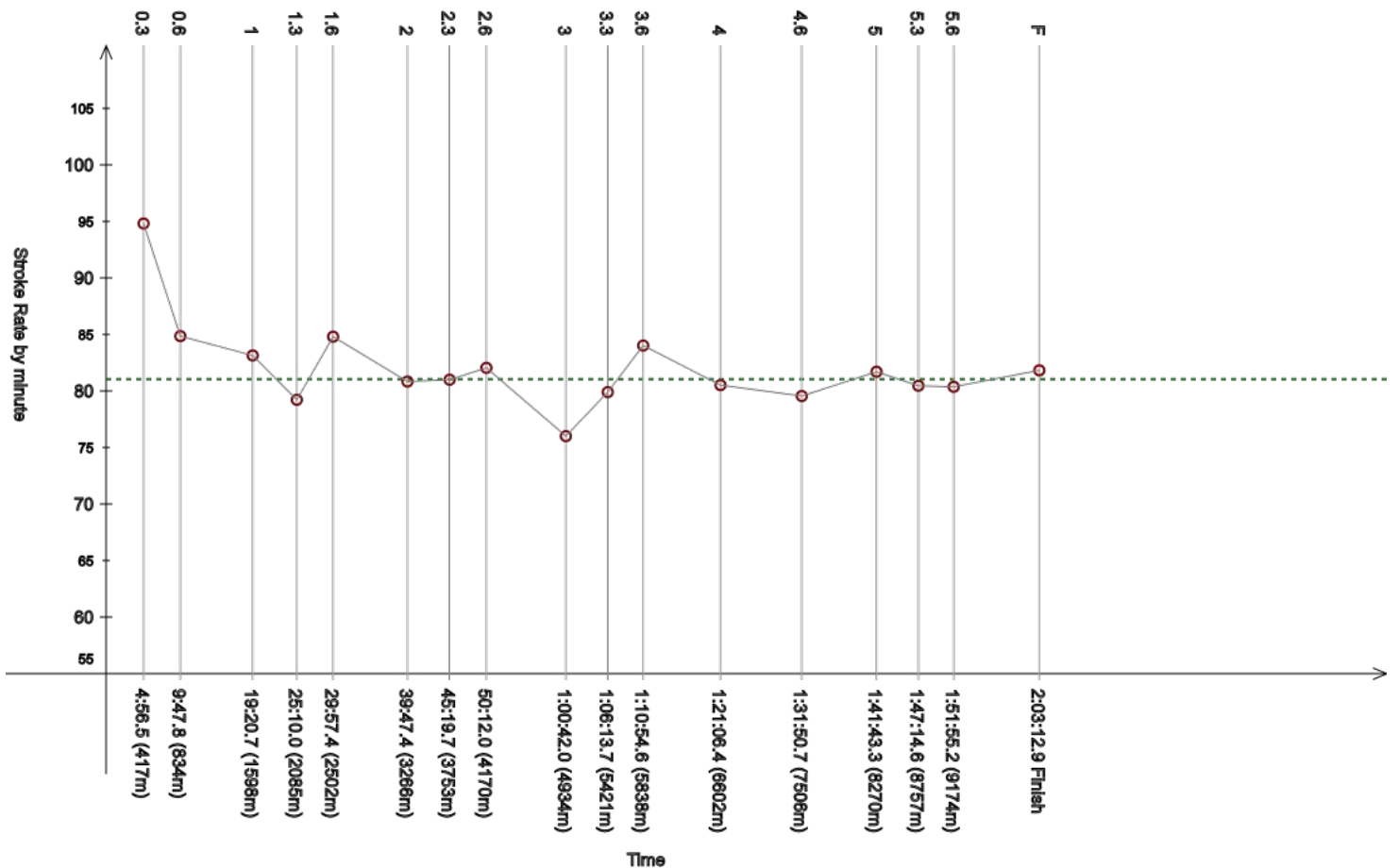
Legend:	+ Gap or time behind	---- Stroke Rate Average	F Finish	SPM Average strokes per minute
	STC Total strokes			

Official Timekeeping by OMEGA

Event 101
15 JUL 2023 - 8:00
10km Women
10km - femmes
Race Analysis
 Analyse de la course

Rank	Bib	Name	NAT Code	Finish Time	Gap
7	50	BOY Lea	GER	2:03:12.9	+38.9

Lap	Time	Rank	Gap	SPM	Lap	Time	Rank	Gap	SPM	Lap	Time	Rank	Gap	SPM	SPM	STC
0.3	4:56.5	(=33)	+13.2	94.8	0.6	9:47.8	(23)	+22.2	84.9	1	19:20.7	(=16)	+8.5	83.1		
						4:51.3					9:32.9					
1.3	25:10.0	(36)	+17.4	79.2	1.6	29:57.4	(19)	+20.1	84.8	2	39:47.4	(25)	+13.4	80.8		
	5:49.3					4:47.4					9:50.0					
2.3	45:19.7	(6)	+3.3	81.0	2.6	50:12.0	(12)	+10.7	82.1	3	1:00:42.0	(28)	+16.5	76.0		
	5:32.3					4:52.3					10:30.0				81.0	10013
3.3	1:06:13.7	(9)	+14.9	79.9	3.6	1:10:54.6	(9)	+13.2	84.0	4	1:21:06.4	(15)	+8.7	80.5		
	5:31.7					4:40.9					10:11.8					
4.3	-	-	-	-	4.6	1:31:50.7	(17)	+8.7	79.6	5	1:41:43.3	(16)	+10.2	81.7		
	-					-					9:52.6					
5.3	1:47:14.6	(12)	+9.7	80.5	5.6	1:51:55.2	(8)	+14.7	80.4	F	2:03:12.9	(7)	+38.9	81.8		
	5:31.3					4:40.6					11:17.7					



Legend:	+ Gap or time behind	- Information not available	--- Stroke Rate Average
F Finish	SPM Average strokes per minute	STC Total strokes	

Official Timekeeping by OMEGA

Event 101
15 JUL 2023 - 8:00

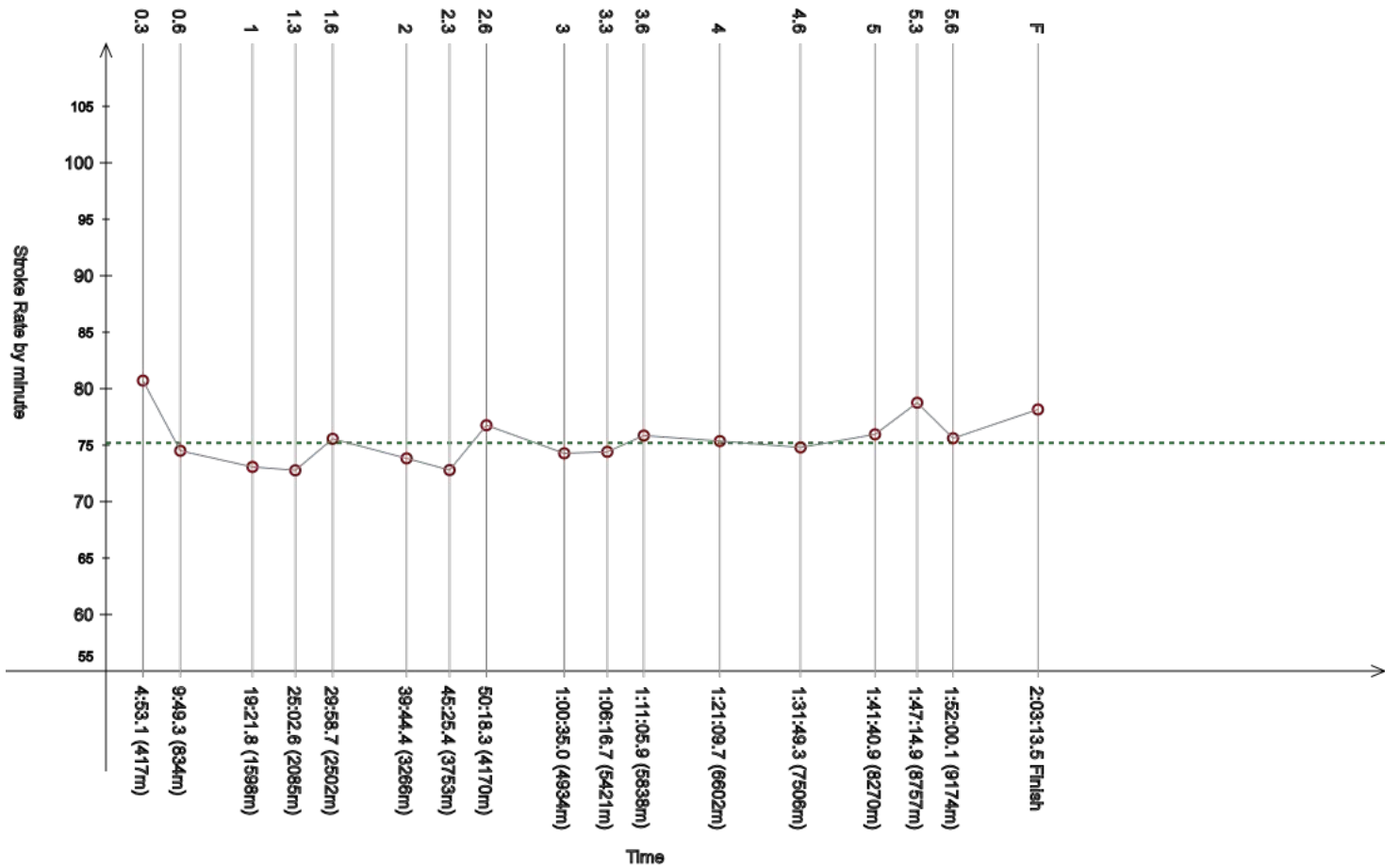
10km Women
10km - femmes

Race Analysis

Analyse de la course

Rank	Bib	Name	NAT Code	Finish Time	Gap
8	14	DENIGAN Mariah	USA	2:03:13.5	+39.5

Lap	Time	Rank	Gap	SPM	Lap	Time	Rank	Gap	SPM	Lap	Time	Rank	Gap	SPM	SPM	STC
0.3	4:53.1	(18)	+9.8	80.7	0.6	9:49.3	(=25)	+23.7	74.5	1	19:21.8	(22)	+9.6	73.1		
						4:56.2					9:32.5					
1.3	25:02.6	(10)	+10.0	72.8	1.6	29:58.7	(21)	+21.4	75.6	2	39:44.4	(13)	+10.4	73.8		
	5:40.8					4:56.1					9:45.7					
2.3	45:25.4	(25)	+9.0	72.8	2.6	50:18.3	(25)	+17.0	76.8	3	1:00:35.0	(11)	+9.5	74.3		
	5:41.0					4:52.9					10:16.7				75.2	9343
3.3	1:06:16.7	(17)	+17.9	74.4	3.6	1:11:05.9	(19)	+24.5	75.9	4	1:21:09.7	(23)	+12.0	75.4		
	5:41.7					4:49.2					10:03.8					
4.3	-	-	-	-	4.6	1:31:49.3	(11)	+7.3	74.8	5	1:41:40.9	(14)	+7.8	76.0		
	-					-					9:51.6					
5.3	1:47:14.9	(13)	+10.0	78.8	5.6	1:52:00.1	(12)	+19.6	75.6	F	2:03:13.5	(8)	+39.5	78.2		
	5:34.0					4:45.2					11:13.4					



Legend:	+	Gap or time behind	-	Information not available	---	Stroke Rate Average
	F	Finish	SPM	Average strokes per minute	STC	Total strokes

Official Timekeeping by OMEGA

Event 101
15 JUL 2023 - 8:00

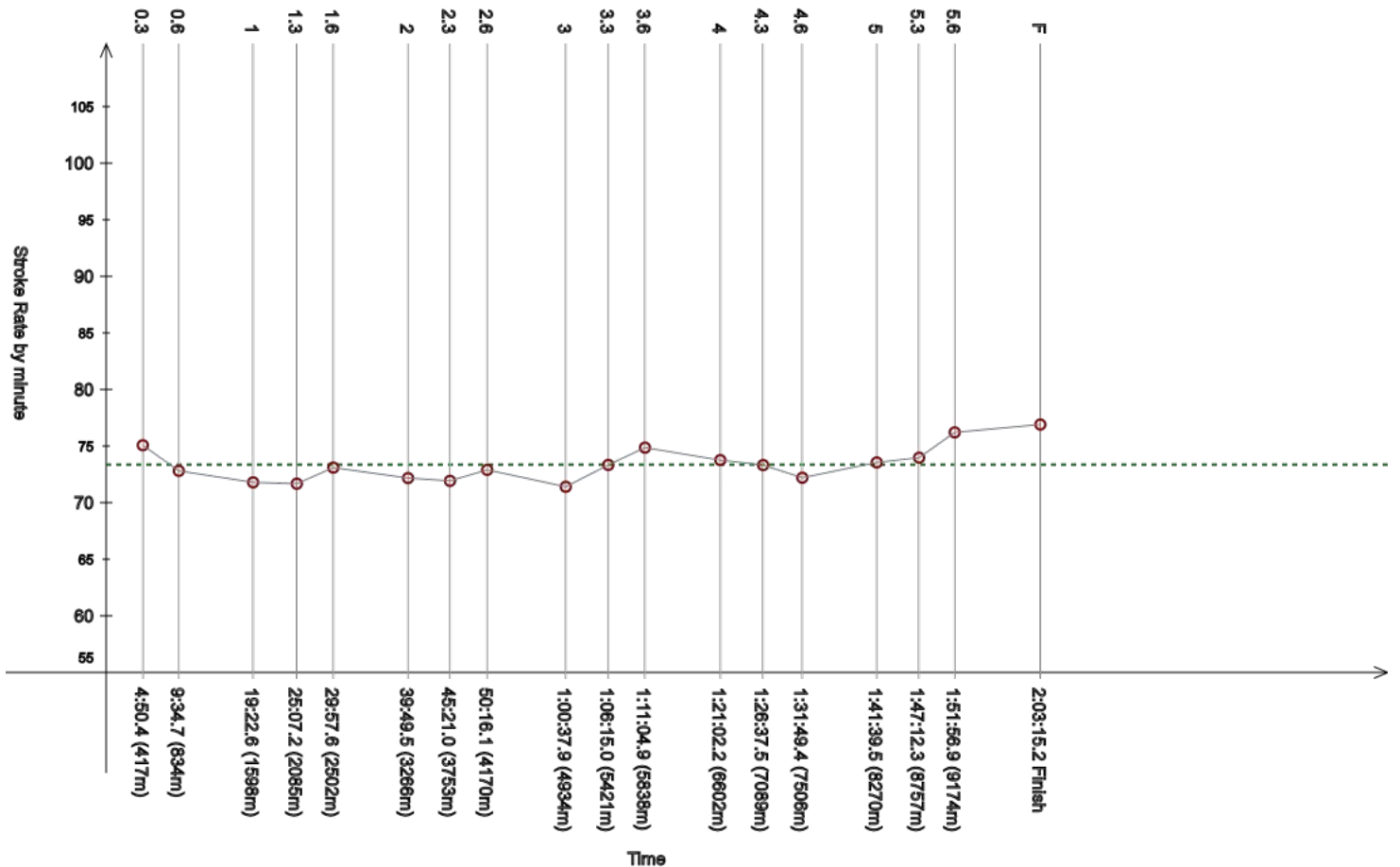
10km Women
10km - femmes

Race Analysis

Analyse de la course

Rank	Bib	Name	NAT Code	Finish Time	Gap
9	34	FABIAN Bettina	HUN	2:03:15.2	+41.2

Lap	Time	Rank	Gap	SPM	Lap	Time	Rank	Gap	SPM	Lap	Time	Rank	Gap	SPM	SPM	STC
0.3	4:50.4	(12)	+7.1	75.1	0.6	9:34.7	(8)	+9.1	72.8	1	19:22.6	(25)	+10.4	71.8		
						4:44.3					9:47.9					
1.3	25:07.2	(27)	+14.6	71.7	1.6	29:57.6	(20)	+20.3	73.1	2	39:49.5	(27)	+15.5	72.2		
	5:44.6					4:50.4					9:51.9					
2.3	45:21.0	(14)	+4.6	71.9	2.6	50:16.1	(20)	+14.8	72.9	3	1:00:37.9	(17)	+12.4	71.4		
	5:31.5					4:55.1					10:21.8				73.4	9050
3.3	1:06:15.0	(=14)	+16.2	73.3	3.6	1:11:04.9	(16)	+23.5	74.9	4	1:21:02.2	(5)	+4.5	73.8		
	5:37.1					4:49.9					9:57.3					
4.3	1:26:37.5	(3)	+2.0	73.3	4.6	1:31:49.4	(12)	+7.4	72.2	5	1:41:39.5	(11)	+6.4	73.6		
	5:35.3					5:11.9					9:50.1					
5.3	1:47:12.3	(10)	+7.4	74.0	5.6	1:51:56.9	(9)	+16.4	76.2	F	2:03:15.2	(9)	+41.2	76.9		
	5:32.8					4:44.6					11:18.3					



Legend:	+	Gap or time behind	----	Stroke Rate Average	F	Finish	SPM	Average strokes per minute
	STC	Total strokes						

Official Timekeeping by OMEGA

Event 101
15 JUL 2023 - 8:00

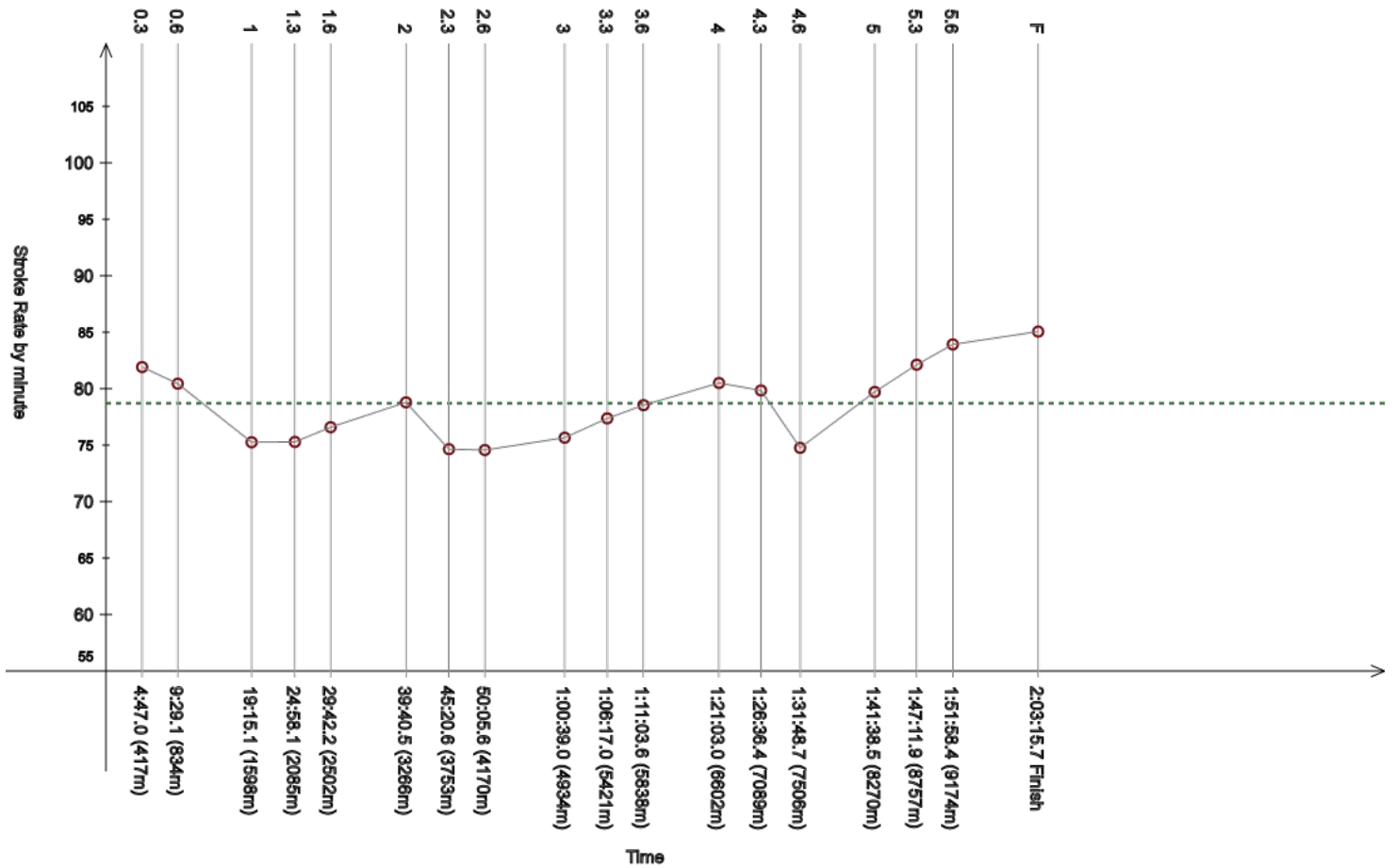
10km Women
10km - femmes

Race Analysis

Analyse de la course

Rank	Bib	Name	NAT Code	Finish Time	Gap
10	17	GABRIELLESCHI Giulia	ITA	2:03:15.7	+41.7

Lap	Time	Rank	Gap	SPM	Lap	Time	Rank	Gap	SPM	Lap	Time	Rank	Gap	SPM	SPM	STC
0.3	4:47.0	(=4)	+3.7	81.9	0.6	9:29.1	(2)	+3.5	80.4	1	19:15.1	(5)	+2.9	75.3		
						4:42.1					9:46.0					
1.3	24:58.1	(4)	+5.5	75.3	1.6	29:42.2	(3)	+4.9	76.6	2	39:40.5	(9)	+6.5	78.8		
	5:43.0					4:44.1					9:58.3					
2.3	45:20.6	(12)	+4.2	74.6	2.6	50:05.6	(3)	+4.3	74.6	3	1:00:39.0	(22)	+13.5	75.7		
	5:40.1					4:45.0					10:33.4				78.7	9730
3.3	1:06:17.0	(19)	+18.2	77.4	3.6	1:11:03.6	(13)	+22.2	78.5	4	1:21:03.0	(8)	+5.3	80.5		
	5:38.0					4:46.6					9:59.4					
4.3	1:26:36.4	(2)	+0.9	79.8	4.6	1:31:48.7	(7)	+6.7	74.8	5	1:41:38.5	(9)	+5.4	79.7		
	5:33.4					5:12.3					9:49.8					
5.3	1:47:11.9	(8)	+7.0	82.1	5.6	1:51:58.4	(11)	+17.9	83.9	F	2:03:15.7	(10)	+41.7	85.1		
	5:33.4					4:46.5					11:17.3					



Legend:	+ Gap or time behind	---- Stroke Rate Average	F Finish	SPM Average strokes per minute
	STC Total strokes			

Official Timekeeping by OMEGA

Event 101
15 JUL 2023 - 8:00

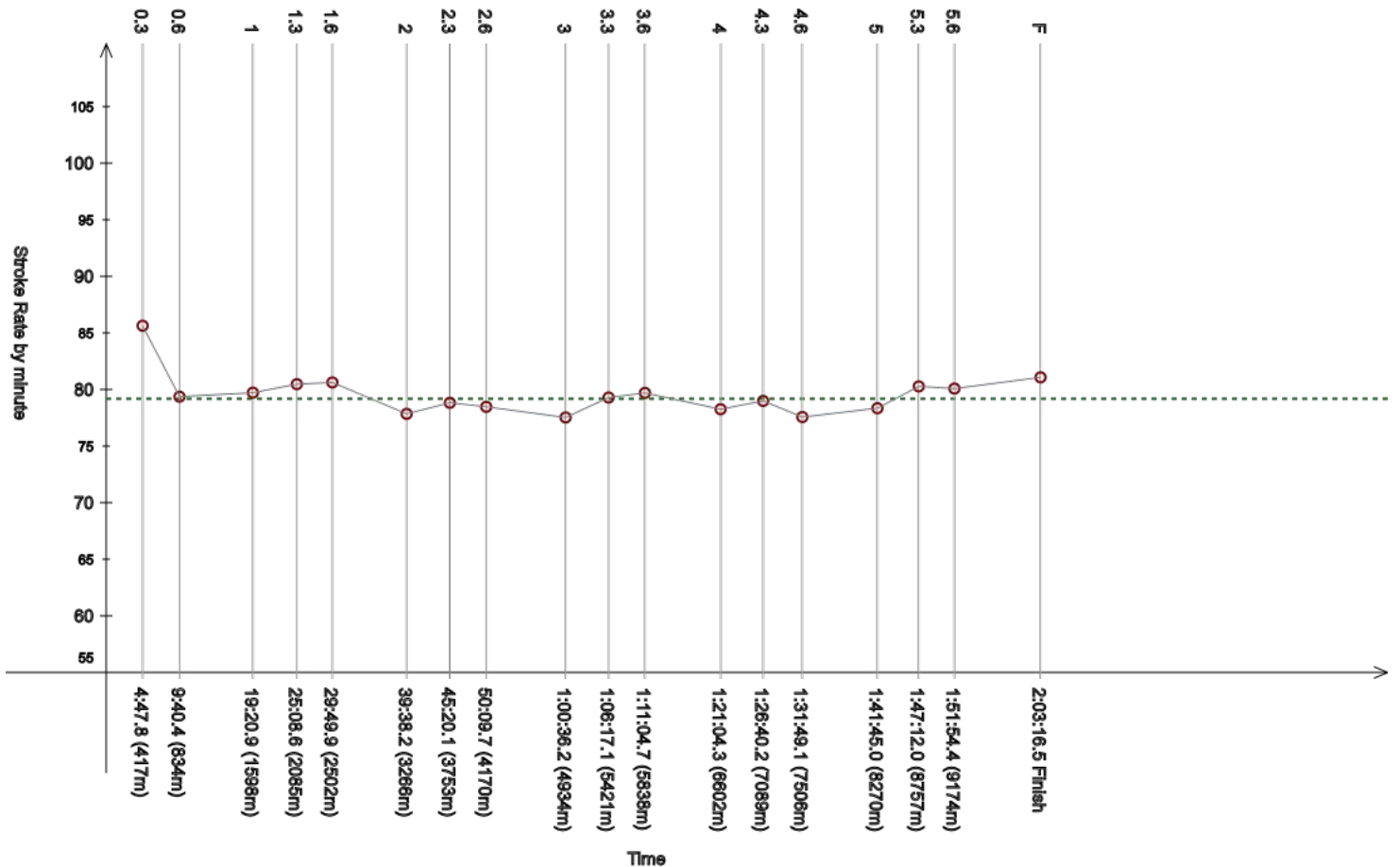
10km Women
10km - femmes

Race Analysis

Analyse de la course

Rank	Bib	Name	NAT Code	Finish Time	Gap
11	16	MARTINEZ GUILLEN Angela	ESP	2:03:16.5	+42.5

Lap	Time	Rank	Gap	SPM	Lap	Time	Rank	Gap	SPM	Lap	Time	Rank	Gap	SPM	SPM	STC
0.3	4:47.8	(7)	+4.5	85.6	0.6	9:40.4	(12)	+14.8	79.4	1	19:20.9	(=18)	+8.7	79.7		
						4:52.6					9:40.5					
1.3	25:08.6	(=31)	+16.0	80.5	1.6	29:49.9	(9)	+12.6	80.6	2	39:38.2	(5)	+4.2	77.9		
	5:47.7					4:41.3					9:48.3					
2.3	45:20.1	(=7)	+3.7	78.8	2.6	50:09.7	(6)	+8.4	78.5	3	1:00:36.2	(13)	+10.7	77.5		
	5:41.9					4:49.6					10:26.5				79.2	9908
3.3	1:06:17.1	(20)	+18.3	79.3	3.6	1:11:04.7	(15)	+23.3	79.7	4	1:21:04.3	(12)	+6.6	78.3		
	5:40.9					4:47.6					9:59.6					
4.3	1:26:40.2	(6)	+4.7	79.0	4.6	1:31:49.1	(=8)	+7.1	77.6	5	1:41:45.0	(17)	+11.9	78.4		
	5:35.9					5:08.9					9:55.9					
5.3	1:47:12.0	(9)	+7.1	80.3	5.6	1:51:54.4	(7)	+13.9	80.1	F	2:03:16.5	(11)	+42.5	81.1		
	5:27.0					4:42.4					11:22.1					



Legend:	+	Gap or time behind	----	Stroke Rate Average	F	Finish	SPM	Average strokes per minute
	STC	Total strokes						

Official Timekeeping by OMEGA

Event 101
15 JUL 2023 - 8:00

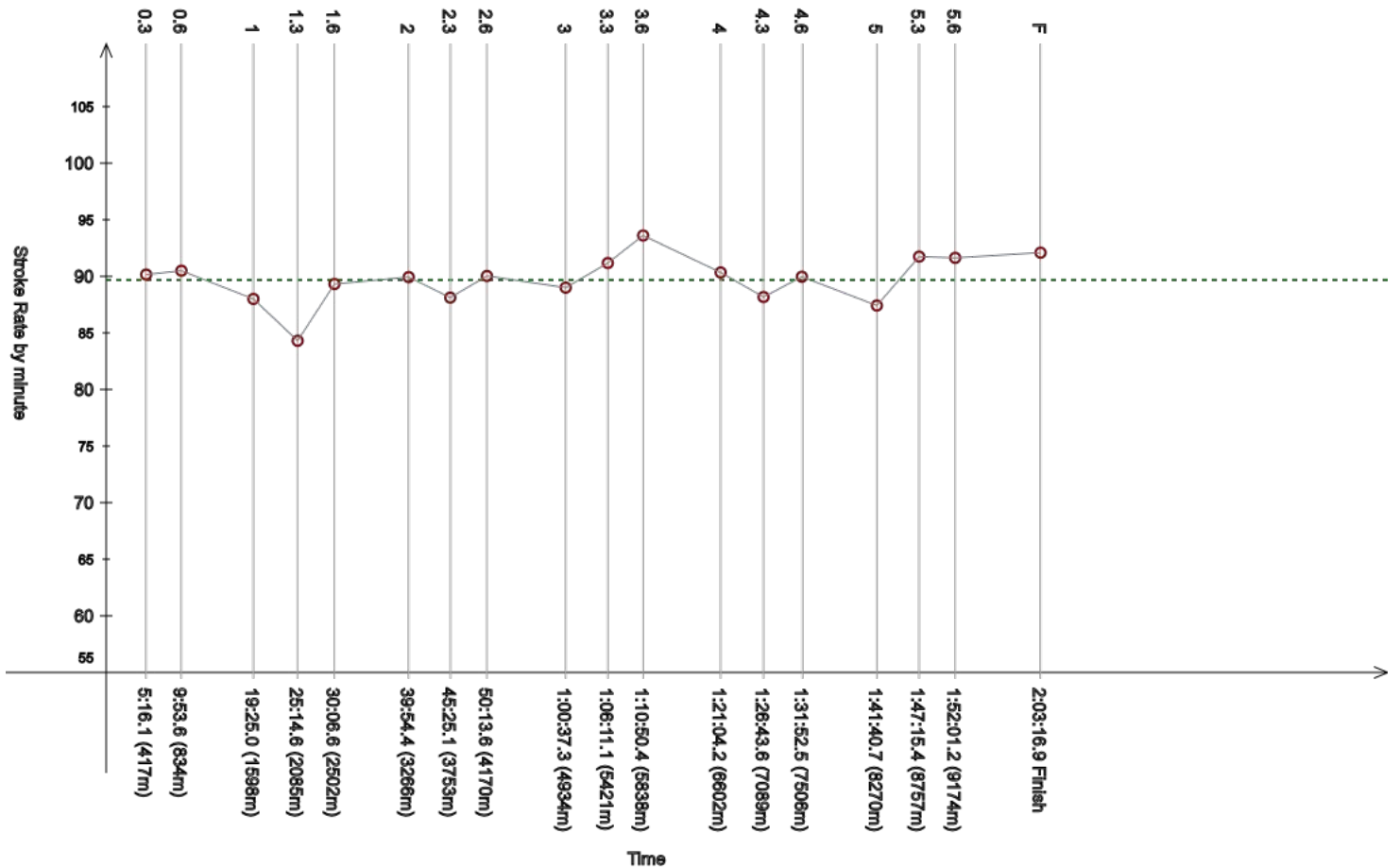
10km Women
10km - femmes

Race Analysis

Analyse de la course

Rank	Bib	Name	NAT Code	Finish Time	Gap
12	27	OLASZ Anna	HUN	2:03:16.9	+42.9

Lap	Time	Rank	Gap	SPM	Lap	Time	Rank	Gap	SPM	Lap	Time	Rank	Gap	SPM	SPM	STC
0.3	5:16.1	(56)	+32.8	90.2	0.6	9:53.6	(36)	+28.0	90.5	1	19:25.0	(29)	+12.8	88.0		
						4:37.5					9:31.4					
1.3	25:14.6	(40)	+22.0	84.3	1.6	30:06.6	(35)	+29.3	89.3	2	39:54.4	(35)	+20.4	89.9		
	5:49.6					4:52.0					9:47.8					
2.3	45:25.1	(23)	+8.7	88.1	2.6	50:13.6	(=15)	+12.3	90.0	3	1:00:37.3	(=14)	+11.8	89.0		
	5:30.7					4:48.5					10:23.7				89.7	11093
3.3	1:06:11.1	(7)	+12.3	91.2	3.6	1:10:50.4	(7)	+9.0	93.6	4	1:21:04.2	(11)	+6.5	90.3		
	5:33.8					4:39.3					10:13.8					
4.3	1:26:43.6	(10)	+8.1	88.2	4.6	1:31:52.5	(20)	+10.5	90.0	5	1:41:40.7	(=12)	+7.6	87.4		
	5:39.4					5:08.9					9:48.2					
5.3	1:47:15.4	(14)	+10.5	91.7	5.6	1:52:01.2	(15)	+20.7	91.6	F	2:03:16.9	(12)	+42.9	92.1		
	5:34.7					4:45.8					11:15.7					



Legend:	+	Gap or time behind	----	Stroke Rate Average	F	Finish	SPM	Average strokes per minute
	STC	Total strokes						

Official Timekeeping by OMEGA

Event 101
15 JUL 2023 - 8:00

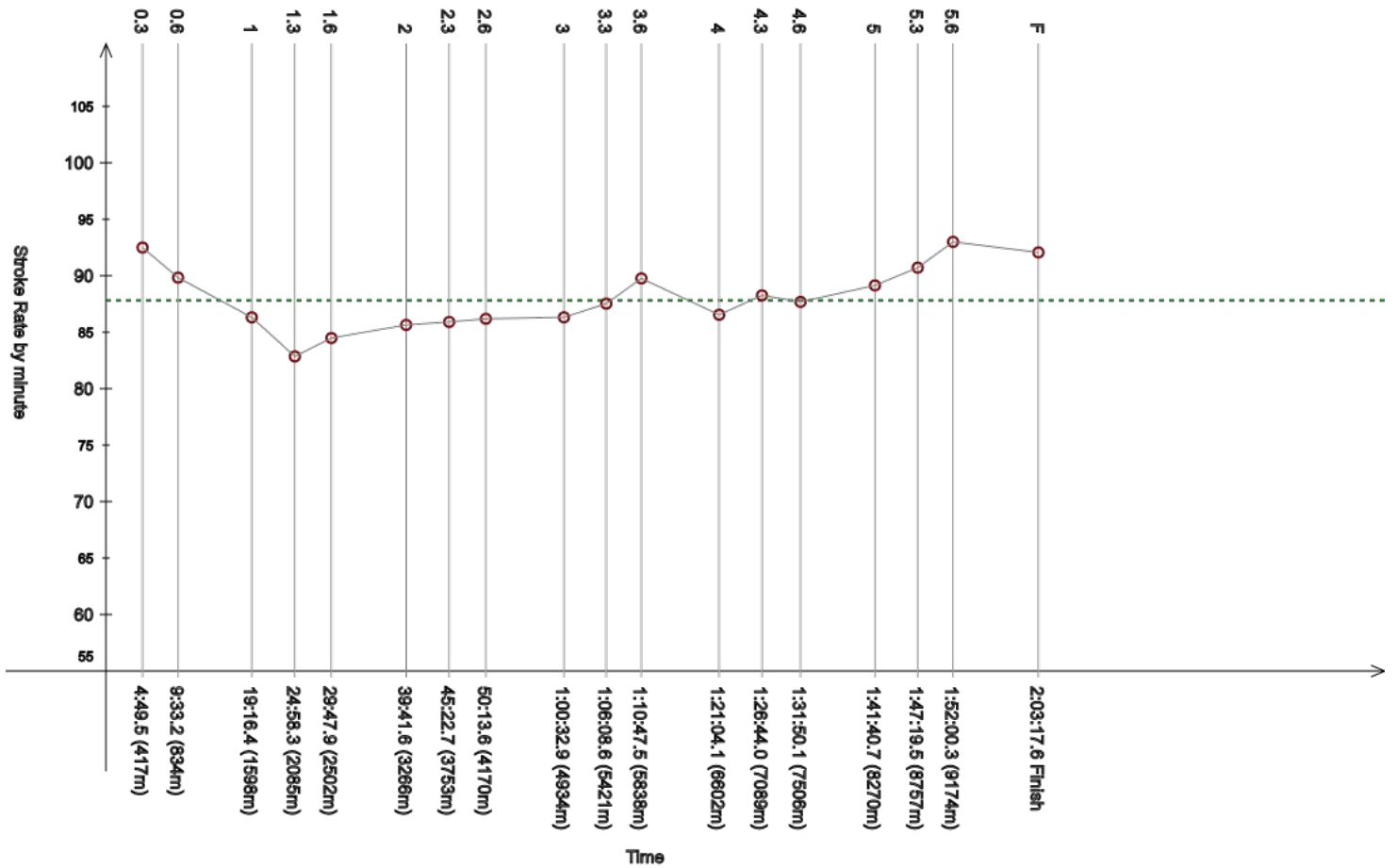
10km Women
10km - femmes

Race Analysis

Analyse de la course

Rank	Bib	Name	NAT Code	Finish Time	Gap
13	51	KIRPICHNIKOVA Anastasiia	FRA	2:03:17.6	+43.6

Lap	Time	Rank	Gap	SPM	Lap	Time	Rank	Gap	SPM	Lap	Time	Rank	Gap	SPM	SPM	STC
0.3	4:49.5	(=9)	+6.2	92.5	0.6	9:33.2	(6)	+7.6	89.8	1	19:16.4	(=8)	+4.2	86.3		
						4:43.7					9:43.2					
1.3	24:58.3	(5)	+5.7	82.9	1.6	29:47.9	(7)	+10.6	84.5	2	39:41.6	(10)	+7.6	85.7		
						4:49.6					9:53.7					
2.3	45:22.7	(16)	+6.3	85.9	2.6	50:13.6	(=15)	+12.3	86.2	3	1:00:32.9	(8)	+7.4	86.3		
						4:50.9					10:19.3					
3.3	1:06:08.6	(5)	+9.8	87.5	3.6	1:10:47.5	(3)	+6.1	89.8	4	1:21:04.1	(10)	+6.4	86.5	87.8	10871
						4:38.9					10:16.6					
4.3	1:26:44.0	(11)	+8.5	88.3	4.6	1:31:50.1	(15)	+8.1	87.7	5	1:41:40.7	(=12)	+7.6	89.2		
						5:06.1					9:50.6					
5.3	1:47:19.5	(16)	+14.6	90.7	5.6	1:52:00.3	(13)	+19.8	93.0	F	2:03:17.6	(13)	+43.6	92.1		
						4:40.8					11:17.3					



Legend:	+	Gap or time behind	----	Stroke Rate Average	F	Finish	SPM	Average strokes per minute
	STC	Total strokes						

Official Timekeeping by OMEGA

Event 101
15 JUL 2023 - 8:00

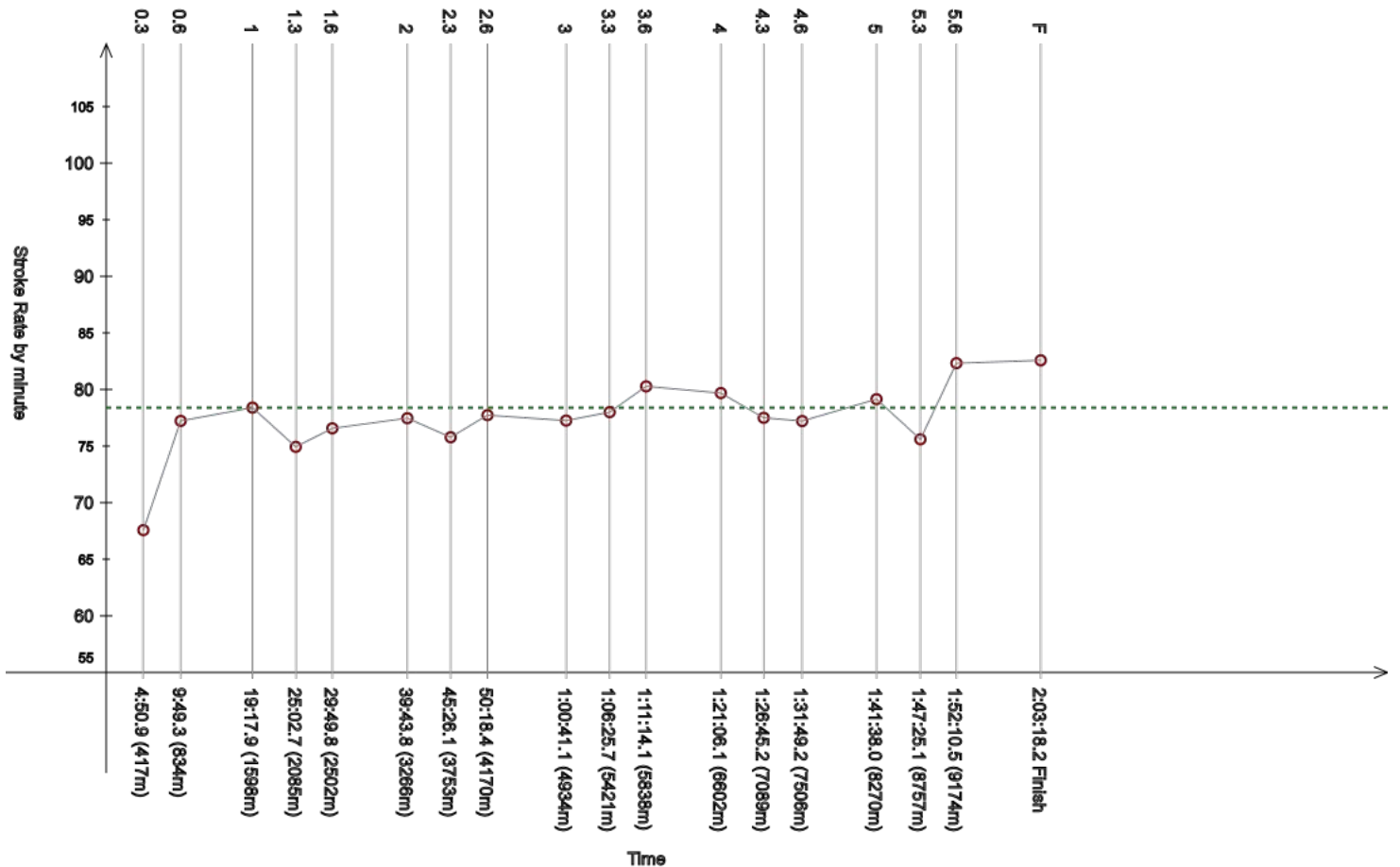
10km Women
10km - femmes

Race Analysis

Analyse de la course

Rank	Bib	Name	NAT Code	Finish Time	Gap
14	22	SANCHEZ LORA Candela	ESP	2:03:18.2	+44.2

Lap	Time	Rank	Gap	SPM	Lap	Time	Rank	Gap	SPM	Lap	Time	Rank	Gap	SPM	SPM	STC
0.3	4:50.9	(14)	+7.6	67.6	0.6	9:49.3	(=25)	+23.7	77.2	1	19:17.9	(12)	+5.7	78.4		
						4:58.4					9:28.6					
1.3	25:02.7	(=11)	+10.1	74.9	1.6	29:49.8	(8)	+12.5	76.6	2	39:43.8	(12)	+9.8	77.5		
	5:44.8					4:47.1					9:54.0					
2.3	45:26.1	(26)	+9.7	75.8	2.6	50:18.4	(26)	+17.1	77.7	3	1:00:41.1	(26)	+15.6	77.3		
	5:42.3					4:52.3					10:22.7				78.4	9694
3.3	1:06:25.7	(27)	+26.9	78.0	3.6	1:11:14.1	(28)	+32.7	80.3	4	1:21:06.1	(14)	+8.4	79.7		
	5:44.6					4:48.4					9:52.0					
4.3	1:26:45.2	(14)	+9.7	77.5	4.6	1:31:49.2	(10)	+7.2	77.2	5	1:41:38.0	(8)	+4.9	79.2		
	5:39.1					5:04.0					9:48.8					
5.3	1:47:25.1	(=19)	+20.2	75.6	5.6	1:52:10.5	(18)	+30.0	82.3	F	2:03:18.2	(14)	+44.2	82.6		
	5:47.1					4:45.4					11:07.7					



Legend:	+	Gap or time behind	----	Stroke Rate Average	F	Finish	SPM	Average strokes per minute
	STC	Total strokes						

Official Timekeeping by OMEGA

Event 101
15 JUL 2023 - 8:00

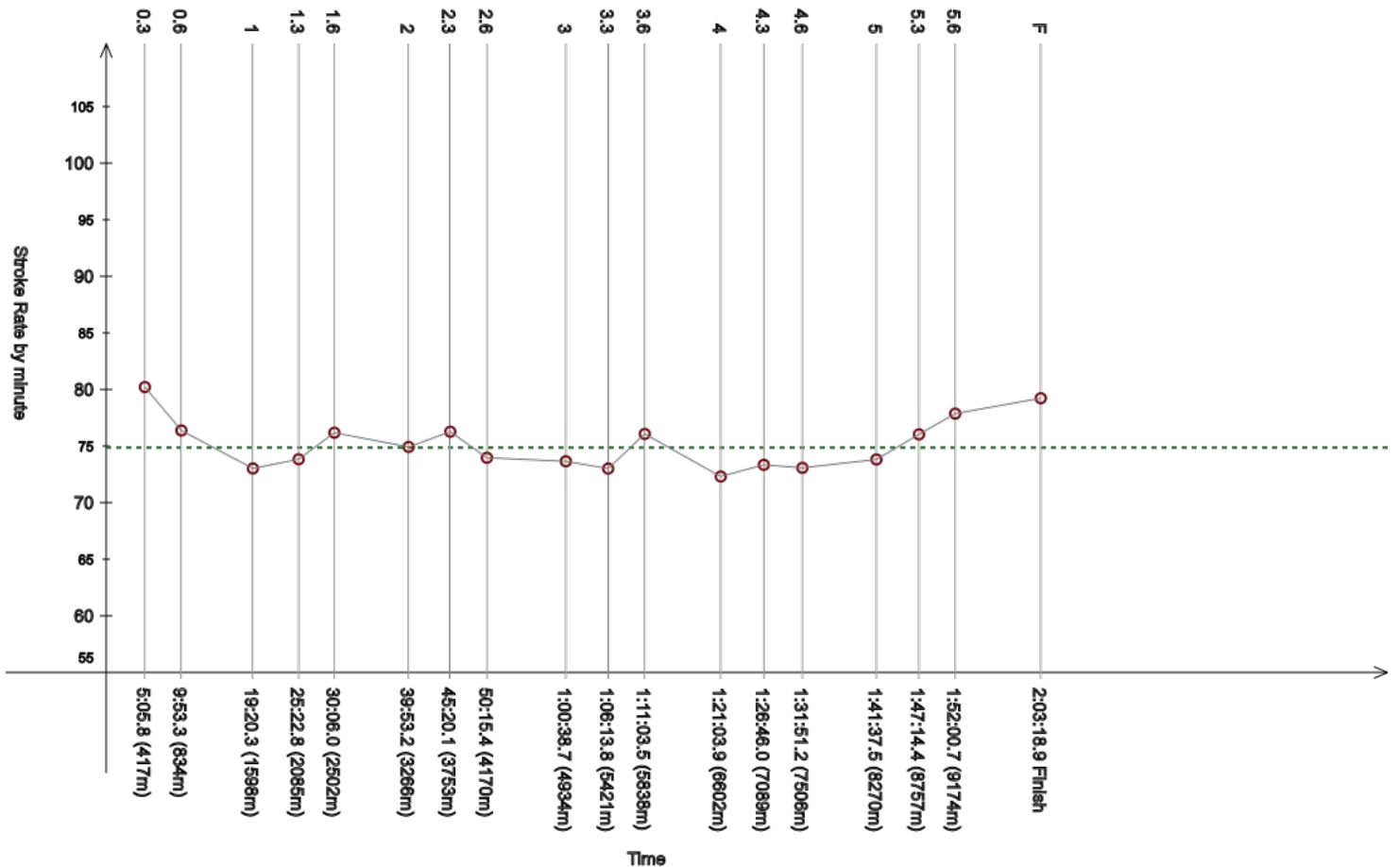
10km Women
10km - femmes

Race Analysis

Analyse de la course

Rank	Bib	Name	NAT Code	Finish Time	Gap
15	60	ANDRE Angelica	POR	2:03:18.9	+44.9

Lap	Time	Rank	Gap	SPM	Lap	Time	Rank	Gap	SPM	Lap	Time	Rank	Gap	SPM	SPM	STC
0.3	5:05.8	(47)	+22.5	80.2	0.6	9:53.3	(=33)	+27.7	76.4	1	19:20.3	(15)	+8.1	73.0		
						4:47.5					9:27.0					
1.3	25:22.8	(42)	+30.2	73.8	1.6	30:06.0	(34)	+28.7	76.2	2	39:53.2	(33)	+19.2	74.9		
						6:02.5					9:47.2					
2.3	45:20.1	(=7)	+3.7	76.3	2.6	50:15.4	(19)	+14.1	74.0	3	1:00:38.7	(21)	+13.2	73.7		
						5:26.9					10:23.3				74.9	9245
3.3	1:06:13.8	(10)	+15.0	73.0	3.6	1:11:03.5	(12)	+22.1	76.1	4	1:21:03.9	(9)	+6.2	72.3		
						5:35.1					10:00.4					
4.3	1:26:46.0	(15)	+10.5	73.3	4.6	1:31:51.2	(18)	+9.2	73.1	5	1:41:37.5	(6)	+4.4	73.8		
						5:42.1					9:46.3					
5.3	1:47:14.4	(11)	+9.5	76.0	5.6	1:52:00.7	(14)	+20.2	77.9	F	2:03:18.9	(15)	+44.9	79.2		
						5:36.9					11:18.2					



Legend:	+	Gap or time behind	----	Stroke Rate Average	F	Finish	SPM	Average strokes per minute
	STC	Total strokes						

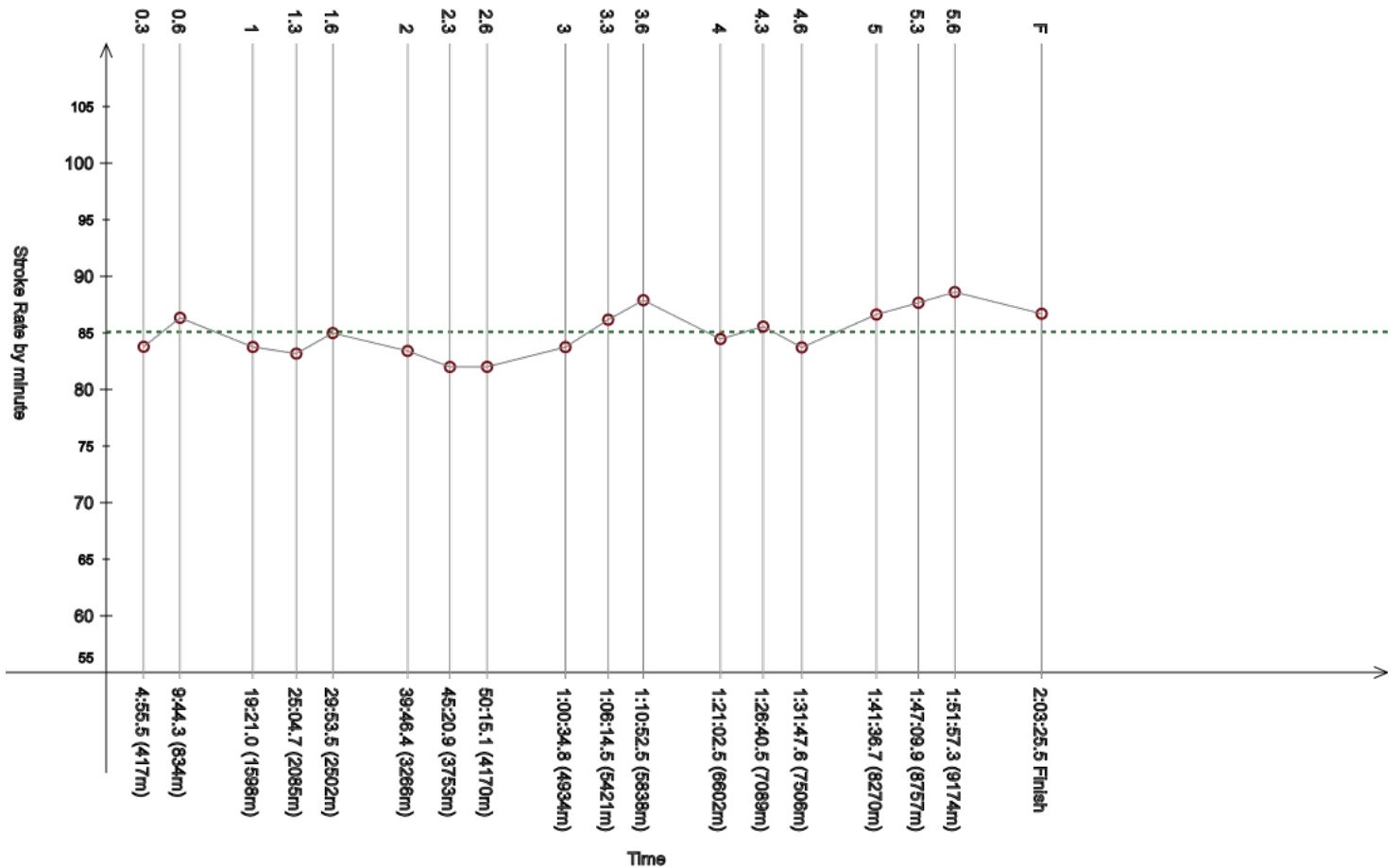
Official Timekeeping by OMEGA

Event 101
15 JUL 2023 - 8:00
10km Women
10km - femmes
Race Analysis

Analyse de la course

Rank	Bib	Name	NAT Code	Finish Time	Gap
16	15	CASSIGNOL Oceane	FRA	2:03:25.5	+51.5

Lap	Time	Rank	Gap	SPM	Lap	Time	Rank	Gap	SPM	Lap	Time	Rank	Gap	SPM	SPM	STC
0.3	4:55.5	(=25)	+12.2	83.8	0.6	9:44.3	(16)	+18.7	86.3	1	19:21.0	(20)	+8.8	83.8		
						4:48.8					9:36.7					
1.3	25:04.7	(19)	+12.1	83.2	1.6	29:53.5	(16)	+16.2	85.0	2	39:46.4	(20)	+12.4	83.4		
						4:48.8					9:52.9					
2.3	45:20.9	(13)	+4.5	82.0	2.6	50:15.1	(18)	+13.8	82.0	3	1:00:34.8	(10)	+9.3	83.7		
						4:54.2					10:19.7				85.1	10535
3.3	1:06:14.5	(12)	+15.7	86.2	3.6	1:10:52.5	(8)	+11.1	87.9	4	1:21:02.5	(6)	+4.8	84.5		
						4:38.0					10:10.0					
4.3	1:26:40.5	(7)	+5.0	85.6	4.6	1:31:47.6	(4)	+5.6	83.7	5	1:41:36.7	(5)	+3.6	86.6		
						5:07.1					9:49.1					
5.3	1:47:09.9	(7)	+5.0	87.7	5.6	1:51:57.3	(10)	+16.8	88.6	F	2:03:25.5	(16)	+51.5	86.7		
						4:47.4					11:28.2					



Legend:	+ Gap or time behind	---- Stroke Rate Average	F Finish	SPM Average strokes per minute
STC Total strokes	Y Yellow flag			

Official Timekeeping by OMEGA

Event 101
15 JUL 2023 - 8:00

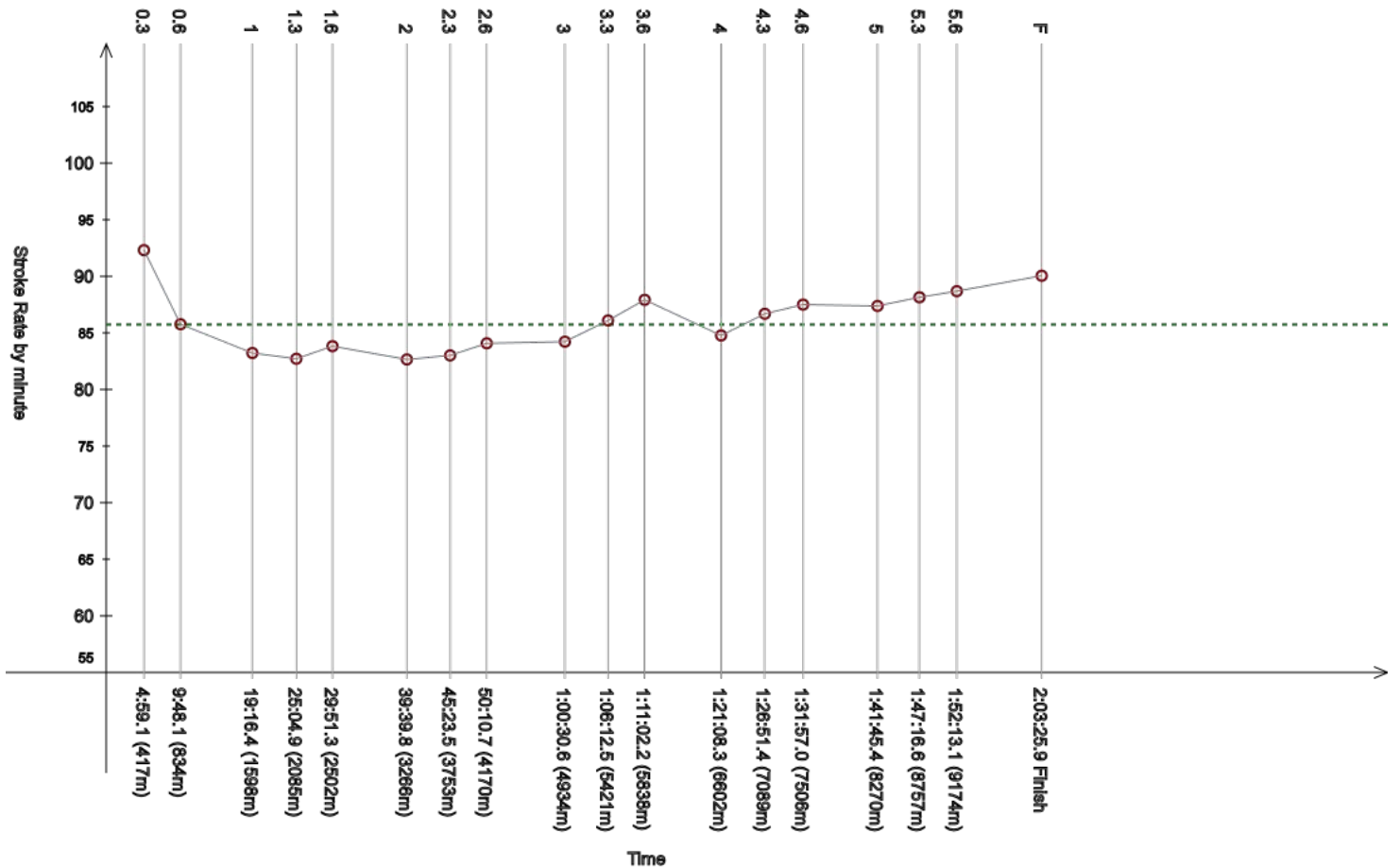
10km Women
10km - femmes

Race Analysis

Analyse de la course

Rank	Bib	Name	NAT Code	Finish Time	Gap
17	44	ROSA Mafalda	POR	2:03:25.9	+51.9

Lap	Time	Rank	Gap	SPM	Lap	Time	Rank	Gap	SPM	Lap	Time	Rank	Gap	SPM	SPM	STC
0.3	4:59.1	(36)	+15.8	92.3	0.6	9:48.1	(24)	+22.5	85.8	1	19:16.4	(=8)	+4.2	83.2		
						4:49.0					9:28.3					
1.3	25:04.9	(20)	+12.3	82.7	1.6	29:51.3	(11)	+14.0	83.8	2	39:39.8	(8)	+5.8	82.7		
						4:46.4					9:48.5					
2.3	45:23.5	(17)	+7.1	83.0	2.6	50:10.7	(=10)	+9.4	84.1	3	1:00:30.6	(4)	+5.1	84.2		
						4:47.2					10:19.9				85.7	10710
3.3	1:06:12.5	(8)	+13.7	86.1	3.6	1:11:02.2	(11)	+20.8	87.9	4	1:21:08.3	(20)	+10.6	84.8		
						4:49.7					10:06.1					
4.3	1:26:51.4	(17)	+15.9	86.7	4.6	1:31:57.0	(23)	+15.0	87.5	5	1:41:45.4	(18)	+12.3	87.4		
						5:05.6					9:48.4					
5.3	1:47:16.6	(15)	+11.7	88.2	5.6	1:52:13.1	(19)	+32.6	88.7	F	2:03:25.9	(17)	+51.9	90.1		
						4:56.5					11:12.8					



Legend:	+	Gap or time behind	----	Stroke Rate Average	F	Finish	SPM	Average strokes per minute
	STC	Total strokes						

Official Timekeeping by OMEGA

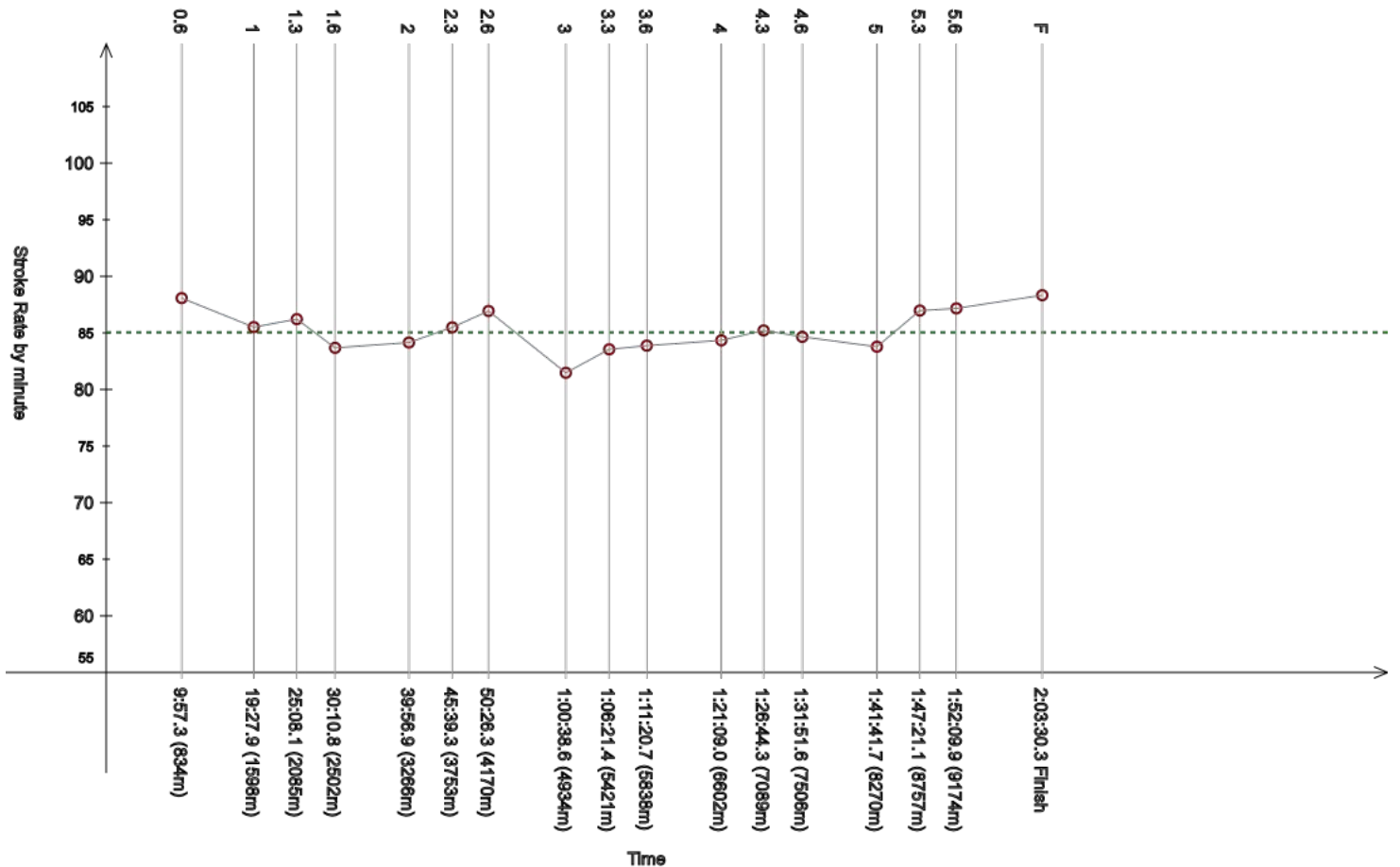
Event 101
15 JUL 2023 - 8:00

10km Women
10km - femmes

Race Analysis

Analyse de la course

Rank	Bib	Name	NAT Code					Finish Time	Gap							
18	62	KEEGAN Amber	GBR					2:03:30.3	+56.3							
Lap	Time	Rank	Gap	SPM	Lap	Time	Rank	Gap	SPM	Lap	Time	Rank	Gap	SPM	SPM	STC
0.3	-	-	-	-	0.6	9:57.3	(45)	+31.7	88.1	1	19:27.9	(40)	+15.7	85.5		
											9:30.6					
1.3	25:08.1	(30)	+15.5	86.2	1.6	30:10.8	(39)	+33.5	83.7	2	39:56.9	(40)	+22.9	84.2		
	5:40.2					5:02.7					9:46.1					
2.3	45:39.3	(42)	+22.9	85.5	2.6	50:26.3	(33)	+25.0	86.9	3	1:00:38.6	(20)	+13.1	81.5		
	5:42.4					4:47.0					10:12.3				85.0	10574
3.3	1:06:21.4	(23)	+22.6	83.6	3.6	1:11:20.7	(31)	+39.3	83.9	4	1:21:09.0	(21)	+11.3	84.3		
	5:42.8					4:59.3					9:48.3					
4.3	1:26:44.3	(13)	+8.8	85.2	4.6	1:31:51.6	(19)	+9.6	84.7	5	1:41:41.7	(15)	+8.6	83.8		
	5:35.3					5:07.3					9:50.1					
5.3	1:47:21.1	(17)	+16.2	87.0	5.6	1:52:09.9	(16)	+29.4	87.2	F	2:03:30.3	(18)	+56.3	88.3		
	5:39.4					4:48.8					11:20.4					



Legend:	+	Gap or time behind	-	Information not available	---	Stroke Rate Average
	F	Finish	SPM	Average strokes per minute	STC	Total strokes

Official Timekeeping by OMEGA

Event 101
15 JUL 2023 - 8:00

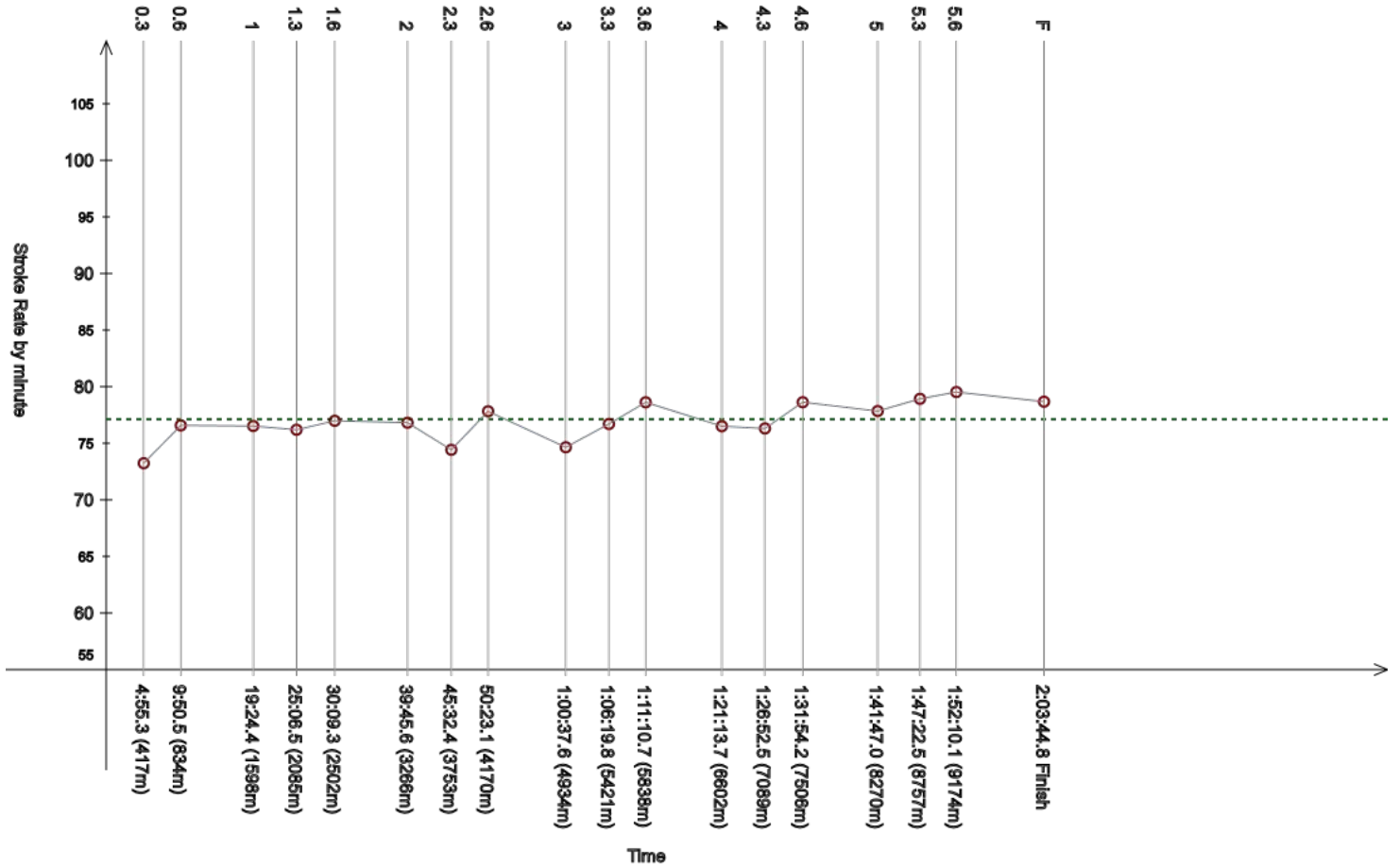
10km Women
10km - femmes

Race Analysis

Analyse de la course

Rank	Bib	Name	NAT Code	Finish Time	Gap
19	26	SANDOVAL Martha	MEX	2:03:44.8	+1:10.8

Lap	Time	Rank	Gap	SPM	Lap	Time	Rank	Gap	SPM	Lap	Time	Rank	Gap	SPM	SPM	STC
0.3	4:55.3	(=21)	+12.0	73.2	0.6	9:50.5	(28)	+24.9	76.6	1	19:24.4	(28)	+12.2	76.5		
						4:55.2					9:33.9					
1.3	25:06.5	(23)	+13.9	76.2	1.6	30:09.3	(37)	+32.0	77.0	2	39:45.6	(17)	+11.6	76.8		
	5:42.1					5:02.8					9:36.3					
2.3	45:32.4	(33)	+16.0	74.4	2.6	50:23.1	(31)	+21.8	77.8	3	1:00:37.6	(16)	+12.1	74.6		
	5:46.8					4:50.7					10:14.5				77.1	9554
3.3	1:06:19.8	(21)	+21.0	76.7	3.6	1:11:10.7	(23)	+29.3	78.6	4	1:21:13.7	(30)	+16.0	76.5		
	5:42.2					4:50.9					10:03.0					
4.3	1:26:52.5	(18)	+17.0	76.3	4.6	1:31:54.2	(21)	+12.2	78.6	5	1:41:47.0	(19)	+13.9	77.9		
	5:38.8					5:01.7					9:52.8					
5.3	1:47:22.5	(18)	+17.6	78.9	5.6	1:52:10.1	(17)	+29.6	79.5	F	2:03:44.8	(19)	++	78.7		
	5:35.5					4:47.6					11:34.7					



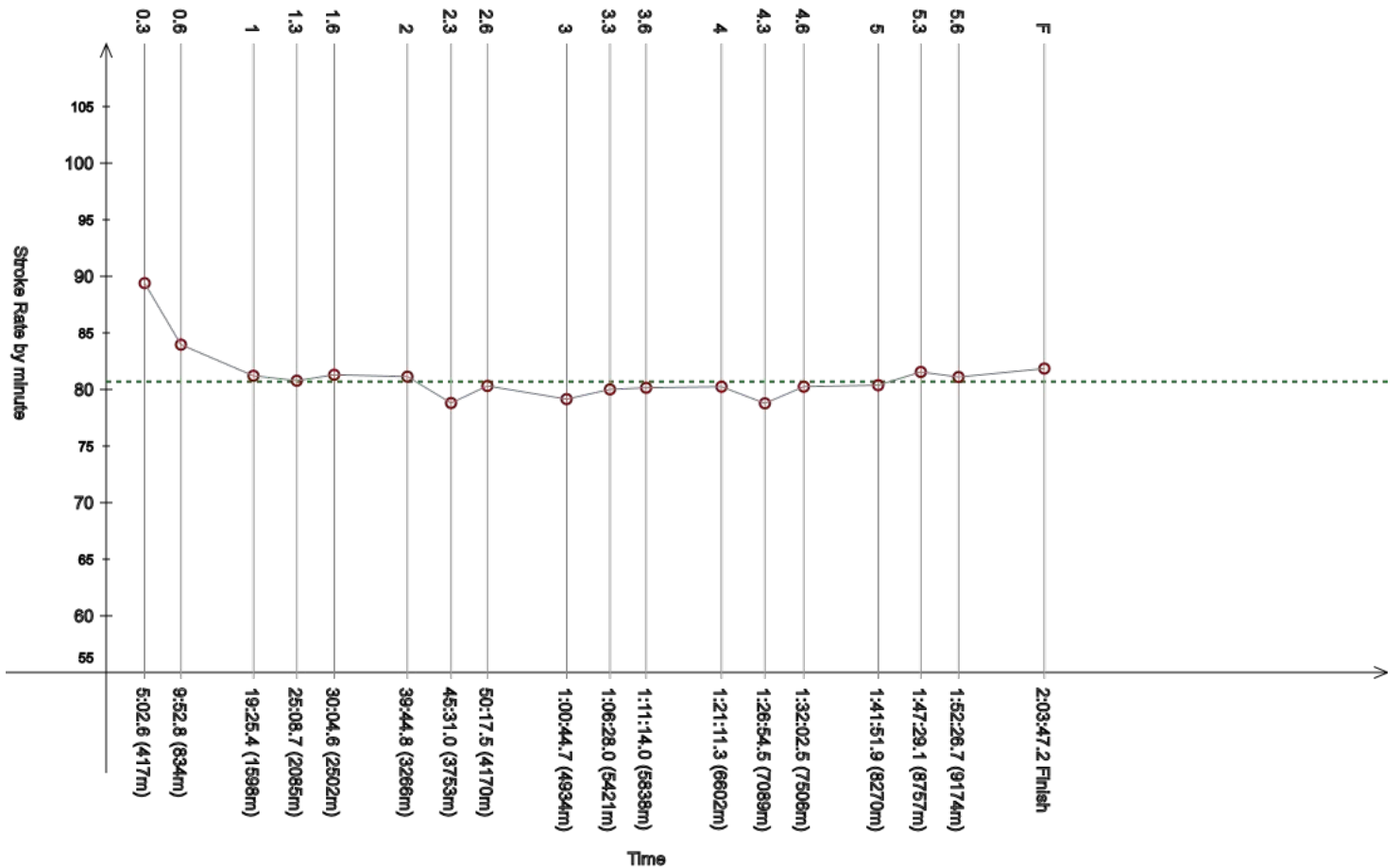
Legend:	+ Gap or time behind	++ One minute or more behind in split time	--- Stroke Rate Average
F Finish	SPM Average strokes per minute	STC Total strokes	

Official Timekeeping by OMEGA

Event 101
15 JUL 2023 - 8:00
10km Women
10km - femmes
Race Analysis
 Analyse de la course

Rank	Bib	Name	NAT Code	Finish Time	Gap
20	57	BIAGIOLI Cecilia	ARG	2:03:47.2	+1:13.2

Lap	Time	Rank	Gap	SPM	Lap	Time	Rank	Gap	SPM	Lap	Time	Rank	Gap	SPM	SPM	STC
0.3	5:02.6	(43)	+19.3	89.4	0.6	9:52.8	(30)	+27.2	84.0	1	19:25.4	(=30)	+13.2	81.2		
						4:50.2					9:32.6					
1.3	25:08.7	(33)	+16.1	80.8	1.6	30:04.6	(30)	+27.3	81.3	2	39:44.8	(14)	+10.8	81.1		
	5:43.3					4:55.9					9:40.2					
2.3	45:31.0	(30)	+14.6	78.8	2.6	50:17.5	(24)	+16.2	80.3	3	1:00:44.7	(34)	+19.2	79.2		
	5:46.2					4:46.5					10:27.2				80.7	10083
3.3	1:06:28.0	(33)	+29.2	80.0	3.6	1:11:14.0	(27)	+32.6	80.2	4	1:21:11.3	(26)	+13.6	80.3		
	5:43.3					4:46.0					9:57.3					
4.3	1:26:54.5	(=22)	+19.0	78.8	4.6	1:32:02.5	(26)	+20.5	80.3	5	1:41:51.9	(23)	+18.8	80.4		
	5:43.2					5:08.0					9:49.4					
5.3	1:47:29.1	(22)	+24.2	81.6	5.6	1:52:26.7	(22)	+46.2	81.1	F	2:03:47.2	(20)	++	81.9		
	5:37.2					4:57.6					11:20.5					



Legend:	+ Gap or time behind	++ One minute or more behind in split time	--- Stroke Rate Average
F Finish	SPM Average strokes per minute	STC Total strokes	

Official Timekeeping by OMEGA

Event 101
15 JUL 2023 - 8:00

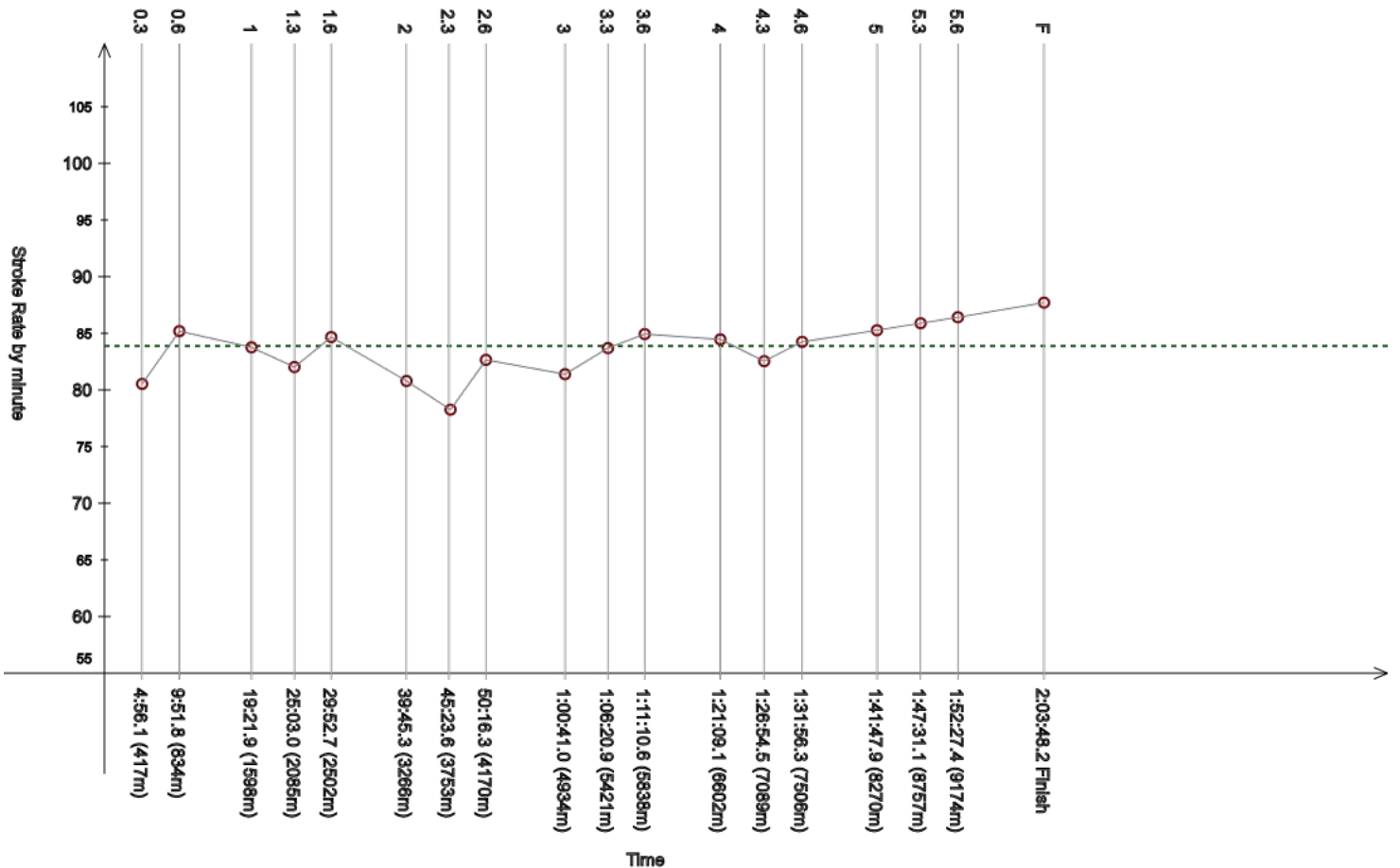
10km Women
10km - femmes

Race Analysis

Analyse de la course

Rank	Bib	Name	NAT Code	Finish Time	Gap
21	11	PERSE Spela	SLO	2:03:48.2	+1:14.2

Lap	Time	Rank	Gap	SPM	Lap	Time	Rank	Gap	SPM	Lap	Time	Rank	Gap	SPM	SPM	STC
0.3	4:56.1	(=28)	+12.8	80.5	0.6	9:51.8	(29)	+26.2	85.2	1	19:21.9	(23)	+9.7	83.8		
						4:55.7					9:30.1					
1.3	25:03.0	(14)	+10.4	82.0	1.6	29:52.7	(15)	+15.4	84.7	2	39:45.3	(=15)	+11.3	80.8		
	5:41.1					4:49.7					9:52.6					
2.3	45:23.6	(18)	+7.2	78.3	2.6	50:16.3	(21)	+15.0	82.7	3	1:00:41.0	(25)	+15.5	81.4		
	5:38.3					4:52.7					10:24.7				83.9	10433
3.3	1:06:20.9	(22)	+22.1	83.7	3.6	1:11:10.6	(22)	+29.2	84.9	4	1:21:09.1	(22)	+11.4	84.5		
	5:39.9					4:49.7					9:58.5					
4.3	1:26:54.5	(=22)	+19.0	82.5	4.6	1:31:56.3	(22)	+14.3	84.3	5	1:41:47.9	(21)	+14.8	85.3		
	5:45.4					5:01.8					9:51.6					
5.3	1:47:31.1	(23)	+26.2	85.9	5.6	1:52:27.4	(23)	+46.9	86.4	F	2:03:48.2	(21)	++	87.7		
	5:43.2					4:56.3					11:20.8					



Legend:	+ Gap or time behind	++ One minute or more behind in split time	--- Stroke Rate Average
F Finish	SPM Average strokes per minute	STC Total strokes	

Official Timekeeping by OMEGA

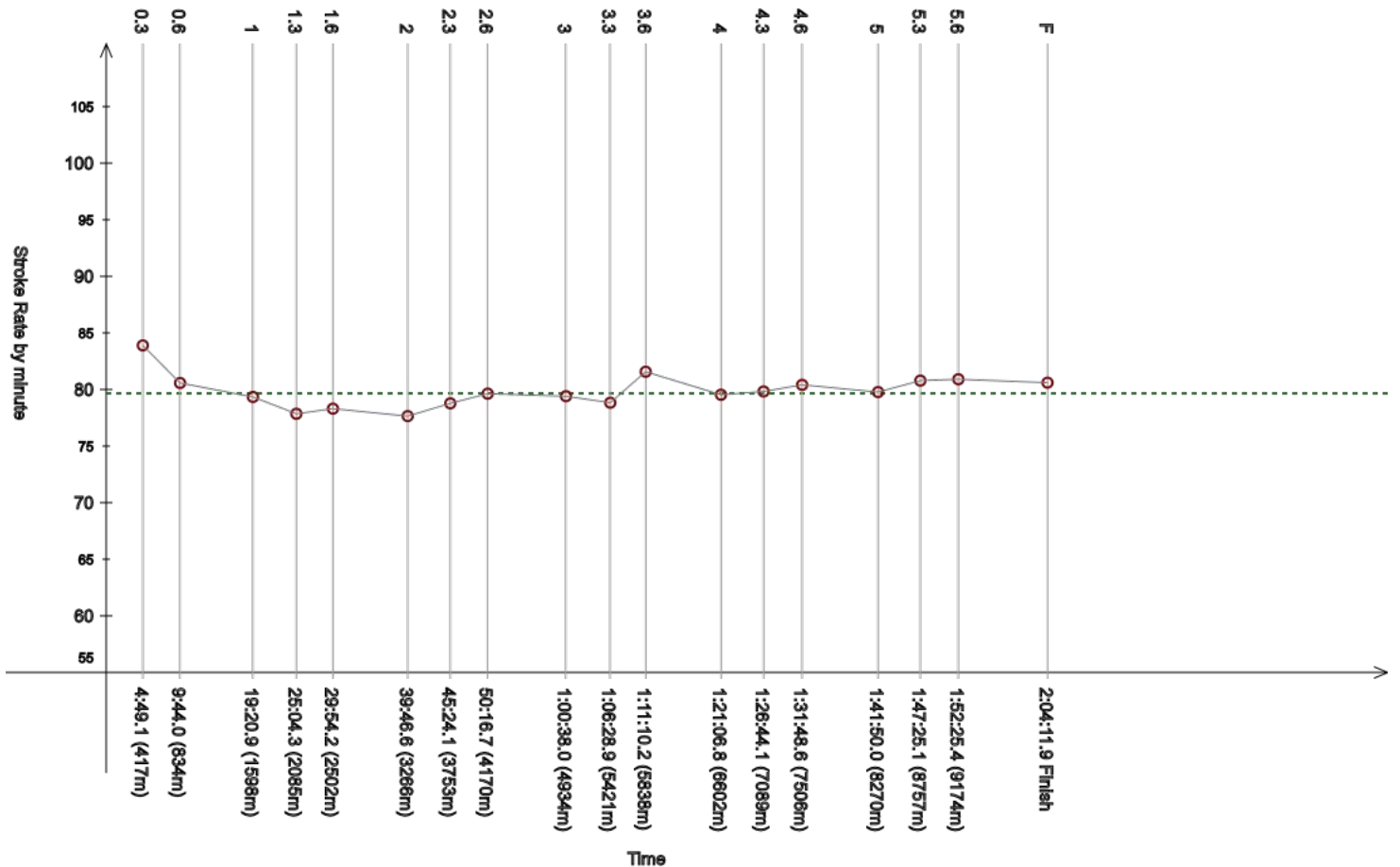
Event 101
15 JUL 2023 - 8:00

10km Women
10km - femmes

Race Analysis

Analyse de la course

Rank	Bib Name				NAT Code	Finish Time				Gap						
22	6 BRAMONT-ARIAS Maria				PER	2:04:11.9				+1:37.9						
Lap	Time	Rank	Gap	SPM	Lap	Time	Rank	Gap	SPM	Lap	Time	Rank	Gap	SPM	SPM	STC
0.3	4:49.1	(8)	+5.8	83.9	0.6	9:44.0	(15)	+18.4	80.6	1	19:20.9	(=18)	+8.7	79.3		
						4:54.9					9:36.9					
1.3	25:04.3	(=17)	+11.7	77.9	1.6	29:54.2	(18)	+16.9	78.3	2	39:46.6	(21)	+12.6	77.7		
	5:43.4					4:49.9					9:52.4					
2.3	45:24.1	(21)	+7.7	78.8	2.6	50:16.7	(23)	+15.4	79.6	3	1:00:38.0	(18)	+12.5	79.4		
	5:37.5					4:52.6					10:21.3				79.7	9940
3.3	1:06:28.9	(35)	+30.1	78.8	3.6	1:11:10.2	(21)	+28.8	81.6	4	1:21:06.8	(16)	+9.1	79.5		
	5:50.9					4:41.3					9:56.6					
4.3	1:26:44.1	(12)	+8.6	79.8	4.6	1:31:48.6	(6)	+6.6	80.4	5	1:41:50.0	(22)	+16.9	79.8		
	5:37.3					5:04.5					10:01.4					
5.3	1:47:25.1	(=19)	+20.2	80.8	5.6	1:52:25.4	(21)	+44.9	80.9	F	2:04:11.9	(22)	++	80.6		
	5:35.1					5:00.3					11:46.5					



+ Gap or time behind	++ One minute or more behind in split time	--- Stroke Rate Average
F Finish	SPM Average strokes per minute	STC Total strokes

Official Timekeeping by OMEGA

Event 101
15 JUL 2023 - 8:00

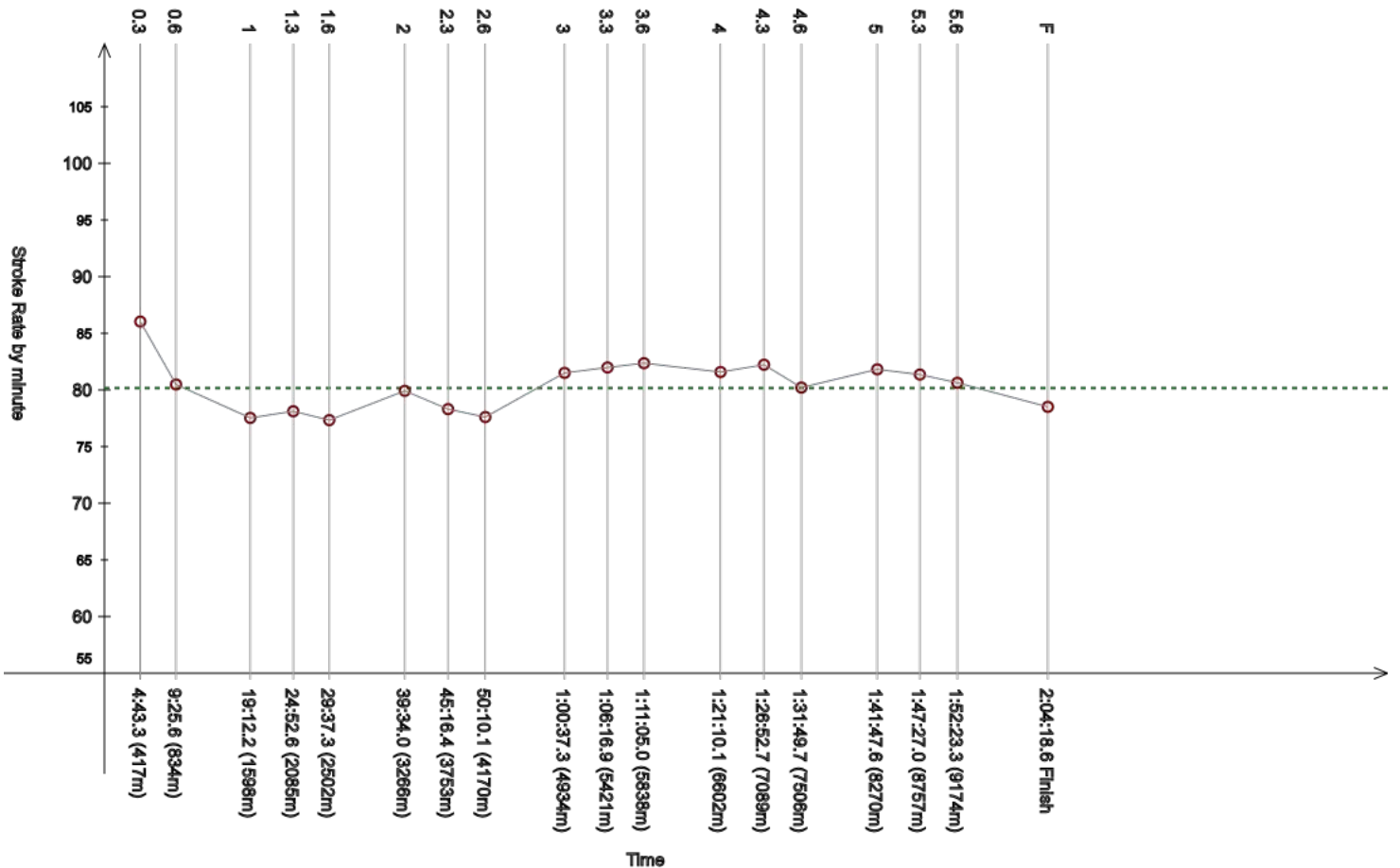
10km Women
10km - femmes

Race Analysis

Analyse de la course

Rank	Bib	Name	NAT Code	Finish Time	Gap
23	30	GOUGH Maddy	AUS	2:04:18.6	+1:44.6

Lap	Time	Rank	Gap	SPM	Lap	Time	Rank	Gap	SPM	Lap	Time	Rank	Gap	SPM	SPM	STC
0.3	4:43.3	(1)		86.0	0.6	9:25.6	(1)		80.5	1	19:12.2	(1)		77.5		
						4:42.3					9:46.6					
1.3	24:52.6	(1)		78.1	1.6	29:37.3	(1)		77.3	2	39:34.0	(1)		79.9		
	5:40.4					4:44.7					9:56.7					
2.3	45:16.4	(1)		78.3	2.6	50:10.1	(8)	+8.8	77.6	3	1:00:37.3	(=14)	+11.8	81.5		
	5:42.4					4:53.7					10:27.2				80.2	10001
3.3	1:06:16.9	(18)	+18.1	82.0	3.6	1:11:05.0	(17)	+23.6	82.4	4	1:21:10.1	(24)	+12.4	81.6		
	5:39.6					4:48.1					10:05.1					
4.3	1:26:52.7	(19)	+17.2	82.2	4.6	1:31:49.7	(13)	+7.7	80.2	5	1:41:47.6	(20)	+14.5	81.8		
	5:42.6					4:57.0					9:57.9					
5.3	1:47:27.0	(21)	+22.1	81.4	5.6	1:52:23.3	(20)	+42.8	80.6	F	2:04:18.6	(23)	++	78.5		
	5:39.4					4:56.3					11:55.3					



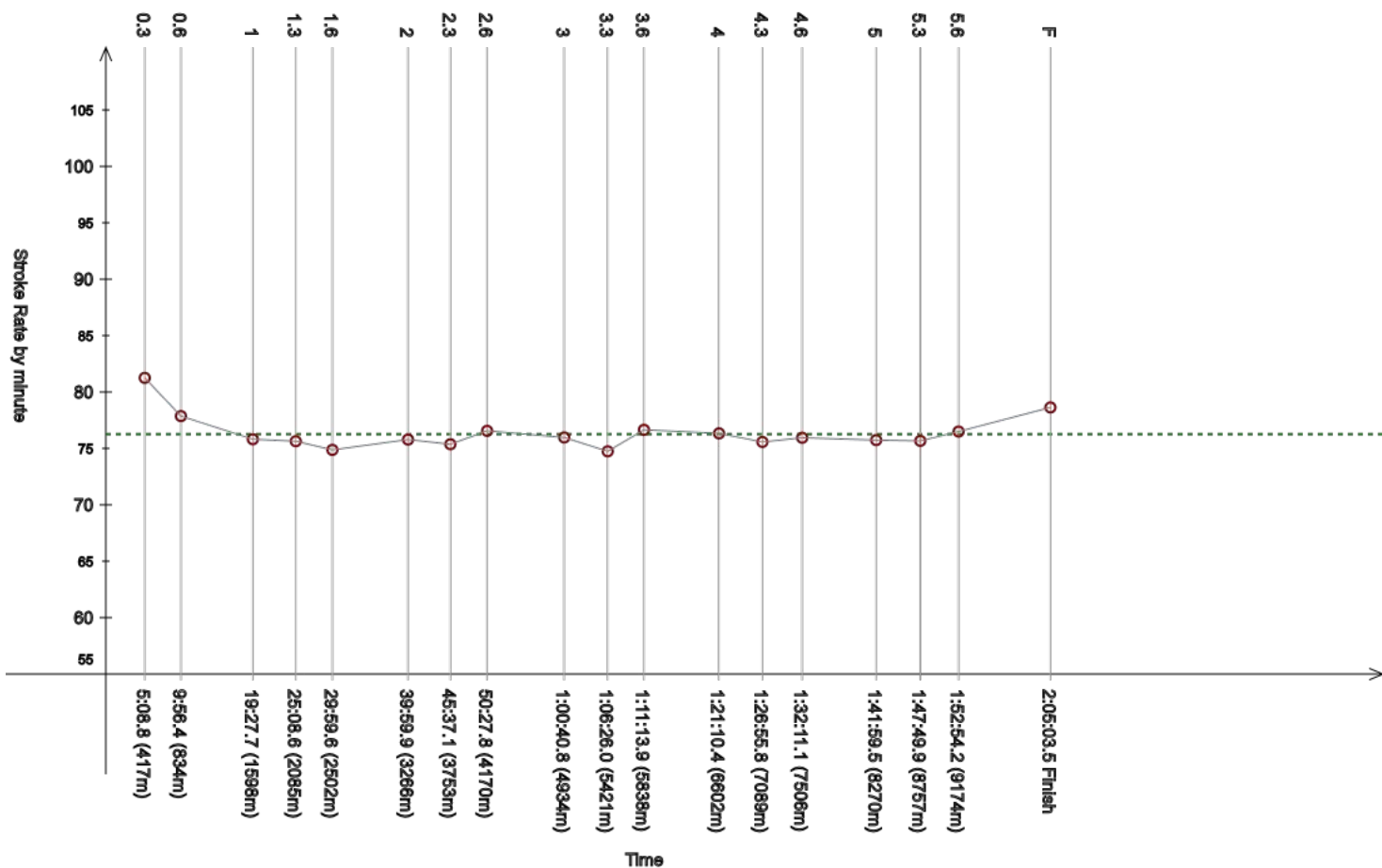
Legend:	+ Gap or time behind	++ One minute or more behind in split time	--- Stroke Rate Average
F Finish	SPM Average strokes per minute	STC Total strokes	

Official Timekeeping by OMEGA

Event 101
15 JUL 2023 - 8:00
10km Women
10km - femmes
Race Analysis
 Analyse de la course

Rank	Bib	Name	NAT Code	Finish Time	Gap
24	55	CRISP Leah Phoebe	GBR	2:05:03.5	+2:29.5

Lap	Time	Rank	Gap	SPM	Lap	Time	Rank	Gap	SPM	Lap	Time	Rank	Gap	SPM	SPM	STC
0.3	5:08.8	(51)	+25.5	81.3	0.6	9:56.4	(42)	+30.8	77.9	1	19:27.7	(=38)	+15.5	75.8		
						4:47.6					9:31.3					
1.3	25:08.6	(=31)	+16.0	75.6	1.6	29:59.6	(24)	+22.3	74.9	2	39:59.9	(41)	+25.9	75.8		
	5:40.9					4:51.0					10:00.3					
2.3	45:37.1	(41)	+20.7	75.4	2.6	50:27.8	(=35)	+26.5	76.6	3	1:00:40.8	(23)	+15.3	76.0		
	5:37.2					4:50.7					10:13.0				76.3	9581
3.3	1:06:26.0	(28)	+27.2	74.7	3.6	1:11:13.9	(26)	+32.5	76.7	4	1:21:10.4	(25)	+12.7	76.3		
	5:45.2					4:47.9					9:56.5					
4.3	1:26:55.8	(25)	+20.3	75.6	4.6	1:32:11.1	(30)	+29.1	75.9	5	1:41:59.5	(28)	+26.4	75.7		
	5:45.4					5:15.3					9:48.4					
5.3	1:47:49.9	(28)	+45.0	75.7	5.6	1:52:54.2	(28)	++	76.5	F	2:05:03.5	(24)	++	78.6		
	5:50.4					5:04.3					12:09.3					



Legend:	+ Gap or time behind	++ One minute or more behind in split time	--- Stroke Rate Average
F Finish	SPM Average strokes per minute	STC Total strokes	

Official Timekeeping by OMEGA

Event 101
15 JUL 2023 - 8:00

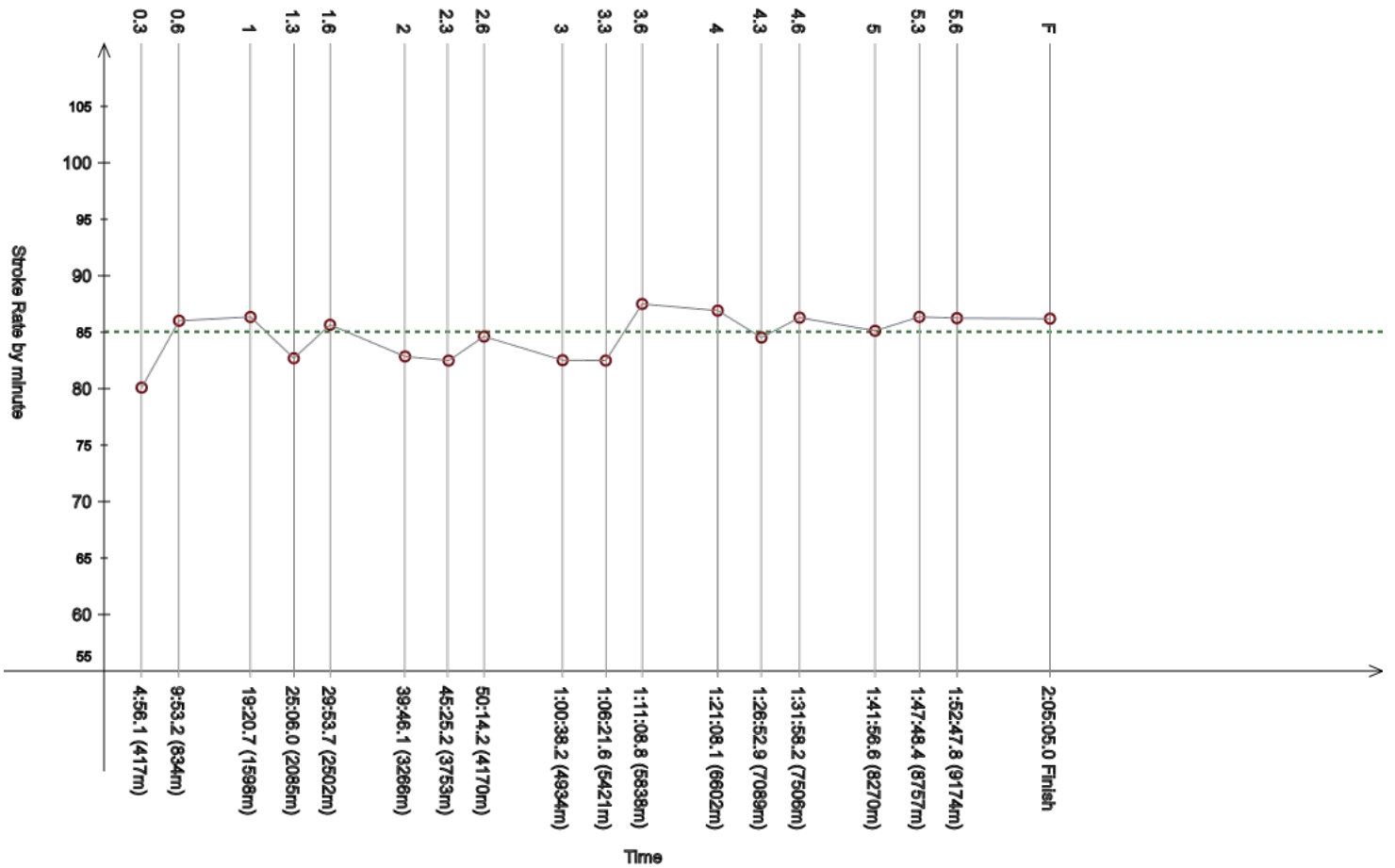
10km Women
10km - femmes

Race Analysis

Analyse de la course

Rank	Bib	Name	NAT Code	Finish Time	Gap
25	20	FABIAN Eva	ISR	2:05:05.0	+2:31.0

Lap	Time	Rank	Gap	SPM	Lap	Time	Rank	Gap	SPM	Lap	Time	Rank	Gap	SPM	SPM	STC
0.3	4:56.1	(=28)	+12.8	80.1	0.6	9:53.2	(=31)	+27.6	86.0	1	19:20.7	(=16)	+8.5	86.4		
						4:57.1					9:27.5					
1.3	25:06.0	(22)	+13.4	82.7	1.6	29:53.7	(17)	+16.4	85.7	2	39:46.1	(19)	+12.1	82.9		
	5:45.3					4:47.7					9:52.4					
2.3	45:25.2	(24)	+8.8	82.5	2.6	50:14.2	(17)	+12.9	84.6	3	1:00:38.2	(19)	+12.7	82.5		
	5:39.1					4:49.0					10:24.0				85.0	10697
3.3	1:06:21.6	(24)	+22.8	82.5	3.6	1:11:08.8	(20)	+27.4	87.5	4	1:21:08.1	(=18)	+10.4	86.9		
	5:43.4					4:47.2					9:59.3					
4.3	1:26:52.9	(20)	+17.4	84.5	4.6	1:31:58.2	(24)	+16.2	86.3	5	1:41:56.6	(26)	+23.5	85.1		
	5:44.8					5:05.3					9:58.4					
5.3	1:47:48.4	(27)	+43.5	86.4	5.6	1:52:47.8	(25)	++	86.2	F	2:05:05.0	(25)	++	86.2		
	5:51.8					4:59.4					12:17.2					



Legend:	+ Gap or time behind	++ One minute or more behind in split time	--- Stroke Rate Average
F Finish	SPM Average strokes per minute	STC Total strokes	

Official Timekeeping by OMEGA

Event 101
15 JUL 2023 - 8:00

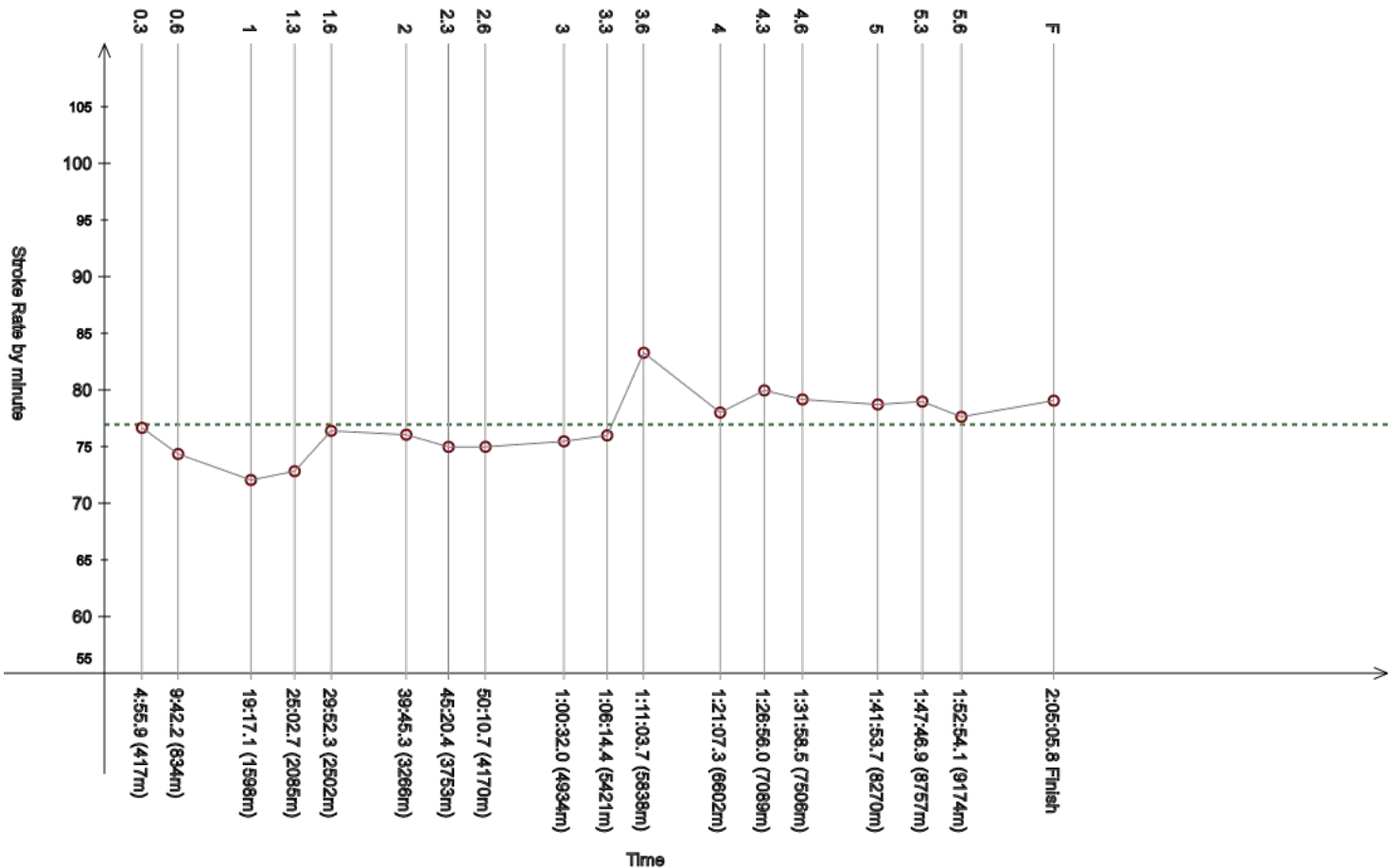
10km Women
10km - femmes

Race Analysis

Analyse de la course

Rank	Bib	Name	NAT Code	Finish Time	Gap
26	10	JUNGLUT Viviane	BRA	2:05:05.8	+2:31.8

Lap	Time	Rank	Gap	SPM	Lap	Time	Rank	Gap	SPM	Lap	Time	Rank	Gap	SPM	SPM	STC
0.3	4:55.9	(27)	+12.6	76.7	0.6	9:42.2	(13)	+16.6	74.4	1	19:17.1	(10)	+4.9	72.1		
						4:46.3					9:34.9					
1.3	25:02.7	(=11)	+10.1	72.8	1.6	29:52.3	(13)	+15.0	76.4	2	39:45.3	(=15)	+11.3	76.1		
	5:45.6					4:49.6					9:53.0					
2.3	45:20.4	(11)	+4.0	75.0	2.6	50:10.7	(=10)	+9.4	75.0	3	1:00:32.0	(5)	+6.5	75.5		
	5:35.1					4:50.3					10:21.3				76.9	9631
3.3	1:06:14.4	(11)	+15.6	76.0	3.6	1:11:03.7	(14)	+22.3	83.3	4	1:21:07.3	(17)	+9.6	78.0		
	5:42.4					4:49.3					10:03.6					
4.3	1:26:56.0	(26)	+20.5	80.0	4.6	1:31:58.5	(25)	+16.5	79.2	5	1:41:53.7	(25)	+20.6	78.7		
	5:48.7					5:02.5					9:55.2					
5.3	1:47:46.9	(26)	+42.0	79.0	5.6	1:52:54.1	(27)	++	77.6	F	2:05:05.8	(26)	++	79.1		
	5:53.2					5:07.2					12:11.7					



+	Gap or time behind	++	One minute or more behind in split time	- - -	Stroke Rate Average
F	Finish	SPM	Average strokes per minute	STC	Total strokes

Official Timekeeping by OMEGA

Event 101
15 JUL 2023 - 8:00

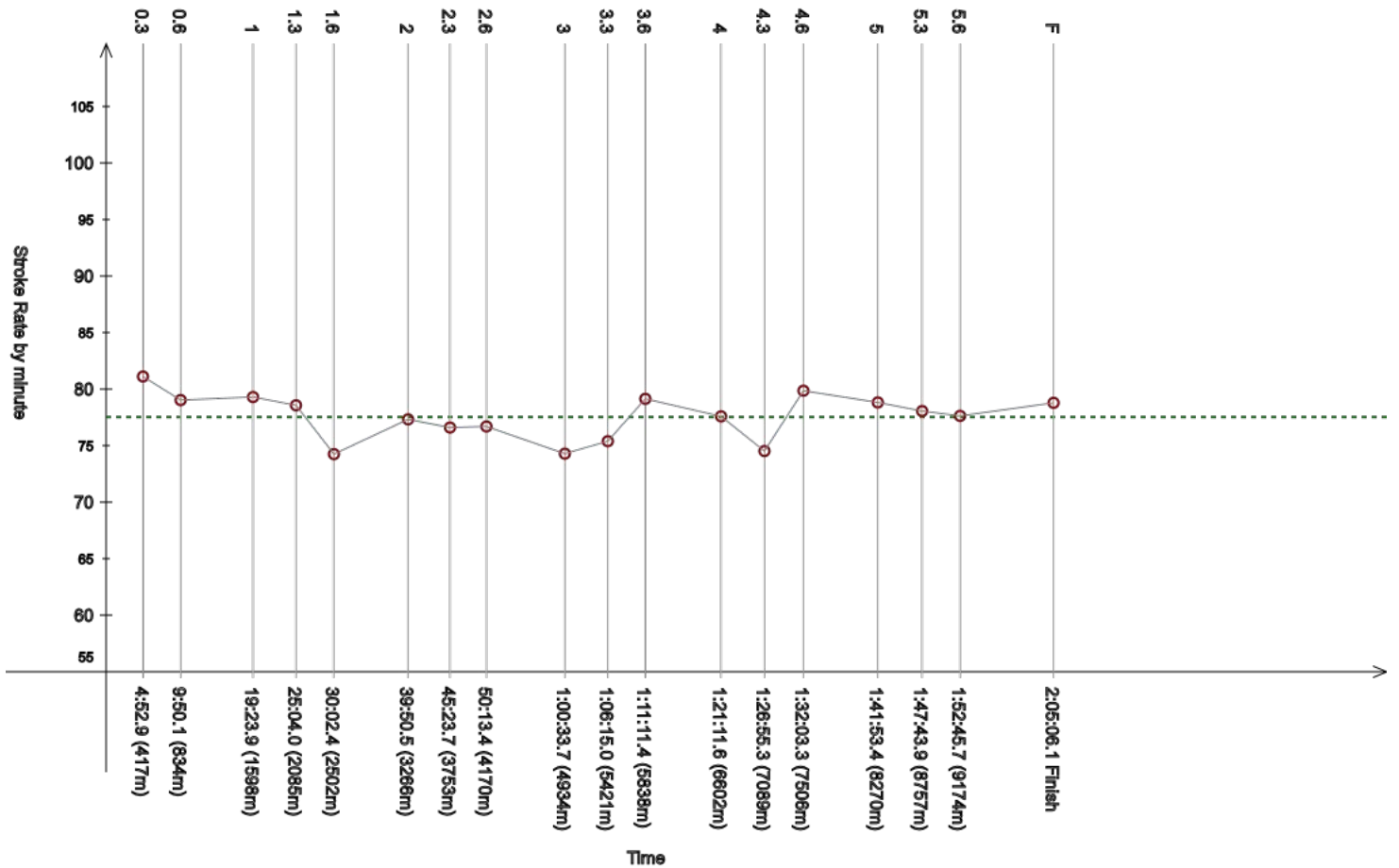
10km Women
10km - femmes

Race Analysis

Analyse de la course

Rank	Bib	Name	NAT Code	Finish Time	Gap
27	8	SUN Jiake	CHN	2:05:06.1	+2:32.1

Lap	Time	Rank	Gap	SPM	Lap	Time	Rank	Gap	SPM	Lap	Time	Rank	Gap	SPM	SPM	STC
0.3	4:52.9	(17)	+9.6	81.1	0.6	9:50.1	(27)	+24.5	79.0	1	19:23.9	(27)	+11.7	79.3		
						4:57.2					9:33.8					
1.3	25:04.0	(16)	+11.4	78.6	1.6	30:02.4	(29)	+25.1	74.3	2	39:50.5	(28)	+16.5	77.3		
	5:40.1					4:58.4					9:48.1					
2.3	45:23.7	(=19)	+7.3	76.6	2.6	50:13.4	(14)	+12.1	76.7	3	1:00:33.7	(9)	+8.2	74.3		
	5:33.2				Y	4:49.7					10:20.3				77.5	9772
3.3	1:06:15.0	(=14)	+16.2	75.4	3.6	1:11:11.4	(24)	+30.0	79.1	4	1:21:11.6	(27)	+13.9	77.6		
	5:41.3					4:56.4					10:00.2					
4.3	1:26:55.3	(24)	+19.8	74.5	4.6	1:32:03.3	(27)	+21.3	79.9	5	1:41:53.4	(24)	+20.3	78.8		
	5:43.7					5:08.0					9:50.1					
5.3	1:47:43.9	(24)	+39.0	78.1	5.6	1:52:45.7	(24)	++	77.6	F	2:05:06.1	(27)	++	78.8		
	5:50.5					5:01.8					12:20.4					



Legend:			
+	Gap or time behind	++	One minute or more behind in split time
F	Finish	SPM	Average strokes per minute
Y	Yellow flag	---	Stroke Rate Average
		STC	Total strokes

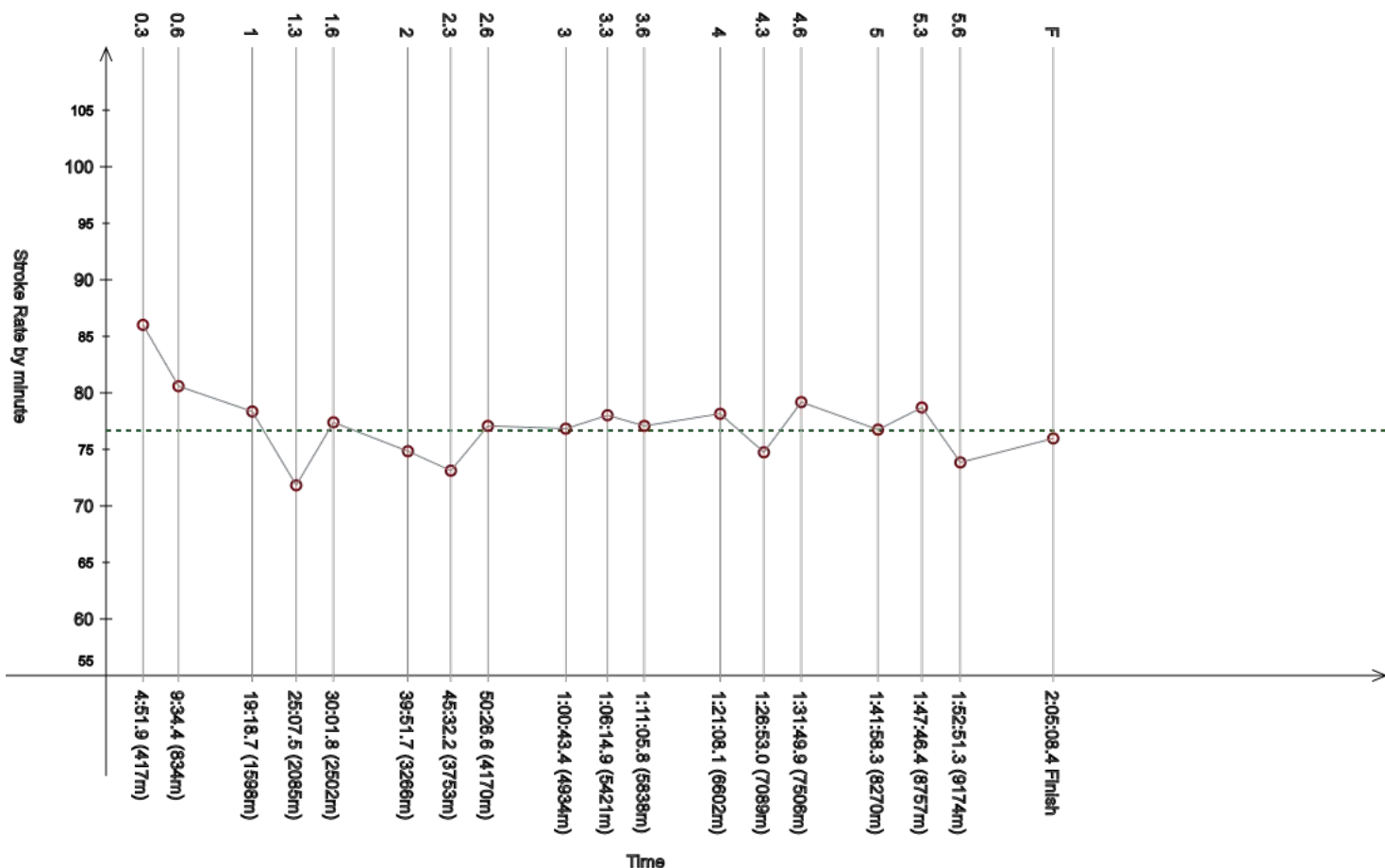
Official Timekeeping by OMEGA

Event 101
15 JUL 2023 - 8:00
10km Women
10km - femmes
Race Analysis

Analyse de la course

Rank	Bib	Name	NAT Code	Finish Time	Gap
28	18	EBINA Airi	JPN	2:05:08.4	+2:34.4

Lap	Time	Rank	Gap	SPM	Lap	Time	Rank	Gap	SPM	Lap	Time	Rank	Gap	SPM	SPM	STC
0.3	4:51.9	(16)	+8.6	86.0	0.6	9:34.4	(7)	+8.8	80.6	1	19:18.7	(13)	+6.5	78.4		
						4:42.5					9:44.3					
1.3	25:07.5	(=28)	+14.9	71.8	1.6	30:01.8	(27)	+24.5	77.4	2	39:51.7	(29)	+17.7	74.8		
	5:48.8					4:54.3					9:49.9					
2.3	45:32.2	(31)	+15.8	73.1	2.6	50:26.6	(34)	+25.3	77.1	3	1:00:43.4	(31)	+17.9	76.8		
	5:40.5					4:54.4					10:16.8				76.7	9603
3.3	1:06:14.9	(13)	+16.1	78.0	3.6	1:11:05.8	(18)	+24.4	77.1	4	1:21:08.1	(=18)	+10.4	78.2		
	5:31.5					4:50.9					10:02.3					
4.3	1:26:53.0	(21)	+17.5	74.8	4.6	1:31:49.9	(14)	+7.9	79.2	5	1:41:58.3	(27)	+25.2	76.8		
	5:44.9					4:56.9					10:08.4					
5.3	1:47:46.4	(25)	+41.5	78.7	5.6	1:52:51.3	(26)	++	73.9	F	2:05:08.4	(28)	++	76.0		
	5:48.1					5:04.9					12:17.1					



Legend:			
+	Gap or time behind	++	One minute or more behind in split time
F	Finish	SPM	Average strokes per minute
		---	Stroke Rate Average
		STC	Total strokes

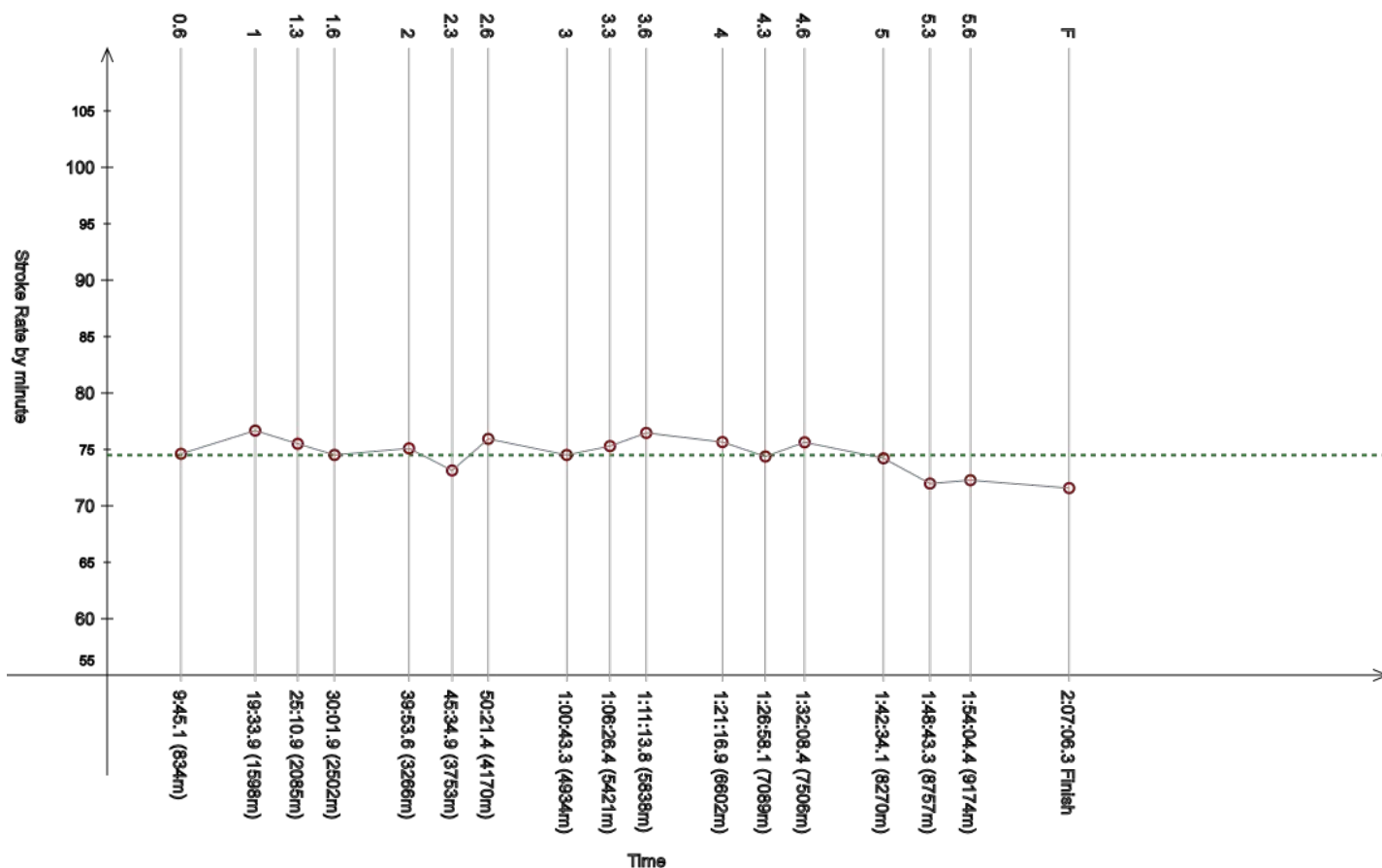
Official Timekeeping by OMEGA

Event 101
15 JUL 2023 - 8:00
10km Women
10km - femmes
Race Analysis

Analyse de la course

Rank	Bib	Name	NAT Code	Finish Time	Gap
29	39	NIP Tsz Yin	HKG	2:07:06.3	+4:32.3

Lap	Time	Rank	Gap	SPM	Lap	Time	Rank	Gap	SPM	Lap	Time	Rank	Gap	SPM	SPM	STC
0.3	-	-	-	-	0.6	9:45.1	(19)	+19.5	74.6	1	19:33.9	(42)	+21.7	76.7		
											9:48.8					
1.3	25:10.9	(37)	+18.3	75.5	1.6	30:01.9	(28)	+24.6	74.5	2	39:53.6	(34)	+19.6	75.1		
	5:37.0					4:51.0					9:51.7					
2.3	45:34.9	(37)	+18.5	73.1	2.6	50:21.4	(=29)	+20.1	75.9	3	1:00:43.3	(30)	+17.8	74.5		
	5:41.3					4:46.5					10:21.9				74.5	9528
3.3	1:06:26.4	(31)	+27.6	75.3	3.6	1:11:13.8	(25)	+32.4	76.5	4	1:21:16.9	(31)	+19.2	75.7		
	5:43.1					4:47.4					10:03.1					
4.3	1:26:58.1	(27)	+22.6	74.4	4.6	1:32:08.4	(29)	+26.4	75.6	5	1:42:34.1	(30)	++	74.2		
	5:41.2					5:10.3					10:25.7					
5.3	1:48:43.3	(30)	++	72.0	5.6	1:54:04.4	(30)	++	72.3	F	2:07:06.3	(29)	++	71.6		
	6:09.2					5:21.1					13:01.9					



Legend:			
+	Gap or time behind	++	One minute or more behind in split time
-	Information not available	----	Stroke Rate Average
F	Finish	SPM	Average strokes per minute
STC	Total strokes		

Official Timekeeping by OMEGA

Event 101
15 JUL 2023 - 8:00

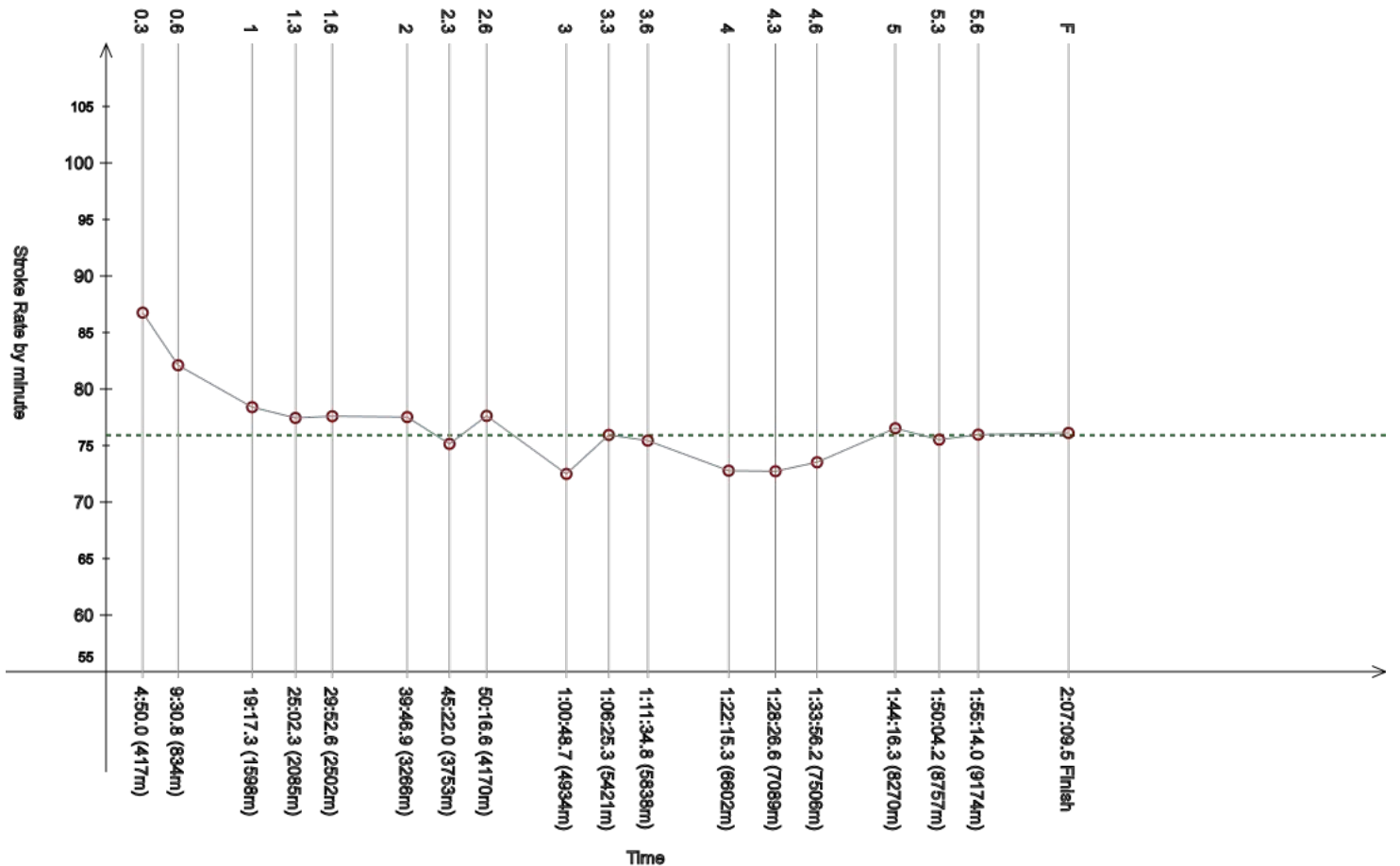
10km Women
10km - femmes

Race Analysis

Analyse de la course

Rank	Bib	Name	NAT Code	Finish Time	Gap
30	31	FINLIN Emma	CAN	2:07:09.5	+4:35.5

Lap	Time	Rank	Gap	SPM	Lap	Time	Rank	Gap	SPM	Lap	Time	Rank	Gap	SPM	SPM	STC
0.3	4:50.0	(11)	+6.7	86.8	0.6	9:30.8	(4)	+5.2	82.1	1	19:17.3	(11)	+5.1	78.4		
						4:40.8					9:46.5					
1.3	25:02.3	(8)	+9.7	77.5	1.6	29:52.6	(14)	+15.3	77.6	2	39:46.9	(=22)	+12.9	77.5		
	5:45.0					4:50.3					9:54.3					
2.3	45:22.0	(15)	+5.6	75.2	2.6	50:16.6	(22)	+15.3	77.6	3	1:00:48.7	(38)	+23.2	72.5		
	5:35.1					4:54.6					10:32.1				75.9	9695
3.3	1:06:25.3	(26)	+26.5	75.9	3.6	1:11:34.8	(39)	+53.4	75.4	4	1:22:15.3	(35)	++	72.8		
	5:36.6					5:09.5					10:40.5					
4.3	1:28:26.6	(32)	++	72.7	4.6	1:33:56.2	(35)	++	73.5	5	1:44:16.3	(33)	++	76.5		
	6:11.3					5:29.6					10:20.1					
5.3	1:50:04.2	(33)	++	75.5	5.6	1:55:14.0	(33)	++	76.0	F	2:07:09.5	(30)	++	76.1		
	5:47.9					5:09.8					11:55.5					



Legend:	+ Gap or time behind	++ One minute or more behind in split time	--- Stroke Rate Average
F Finish	SPM Average strokes per minute	STC Total strokes	

Official Timekeeping by OMEGA

Event 101
15 JUL 2023 - 8:00

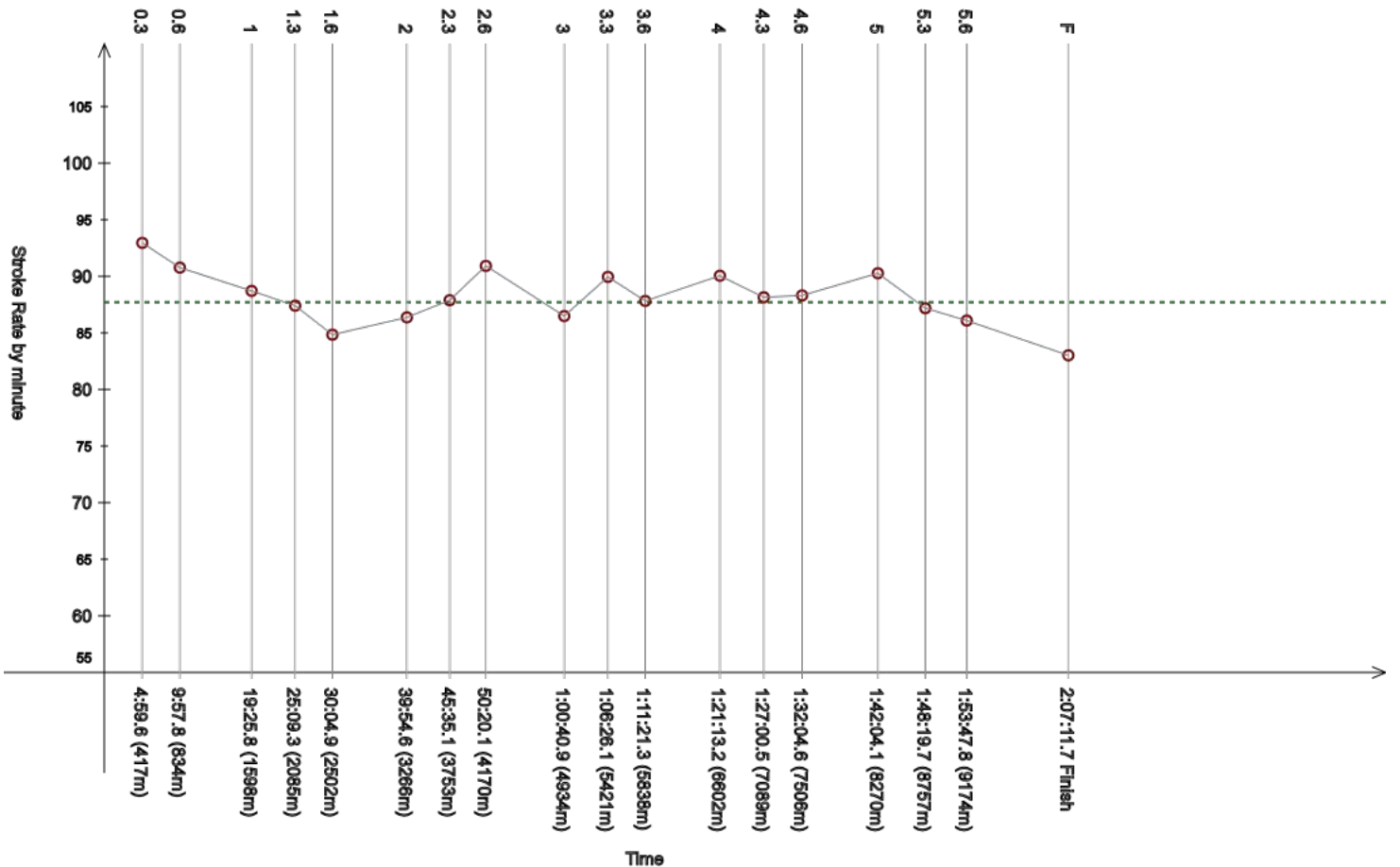
10km Women
10km - femmes

Race Analysis

Analyse de la course

Rank	Bib	Name	NAT Code	Finish Time	Gap
31	48	PEREZ Paola	VEN	2:07:11.7	+4:37.7

Lap	Time	Rank	Gap	SPM	Lap	Time	Rank	Gap	SPM	Lap	Time	Rank	Gap	SPM	SPM	STC
0.3	4:59.6	(=38)	+16.3	93.0	0.6	9:57.8	(46)	+32.2	90.8	1	19:25.8	(32)	+13.6	88.7		
						4:58.2					9:28.0					
1.3	25:09.3	(34)	+16.7	87.4	1.6	30:04.9	(32)	+27.6	84.8	2	39:54.6	(36)	+20.6	86.4		
	5:43.5					4:55.6					9:49.7					
2.3	45:35.1	(38)	+18.7	87.9	2.6	50:20.1	(27)	+18.8	90.9	3	1:00:40.9	(24)	+15.4	86.5		
	5:40.5					4:45.0					10:20.8				87.7	11199
3.3	1:06:26.1	(=29)	+27.3	90.0	3.6	1:11:21.3	(32)	+39.9	87.8	4	1:21:13.2	(29)	+15.5	90.1		
	5:45.2					4:55.2					9:51.9					
4.3	1:27:00.5	(28)	+25.0	88.2	4.6	1:32:04.6	(28)	+22.6	88.3	5	1:42:04.1	(29)	+31.0	90.3		
	5:47.3					5:04.1					9:59.5					
5.3	1:48:19.7	(29)	++	87.2	5.6	1:53:47.8	(29)	++	86.1	F	2:07:11.7	(31)	++	83.0		
	6:15.6					5:28.1					13:23.9					



Legend:	+ Gap or time behind	++ One minute or more behind in split time	--- Stroke Rate Average
F Finish	SPM Average strokes per minute	STC Total strokes	

Official Timekeeping by OMEGA

Event 101
15 JUL 2023 - 8:00

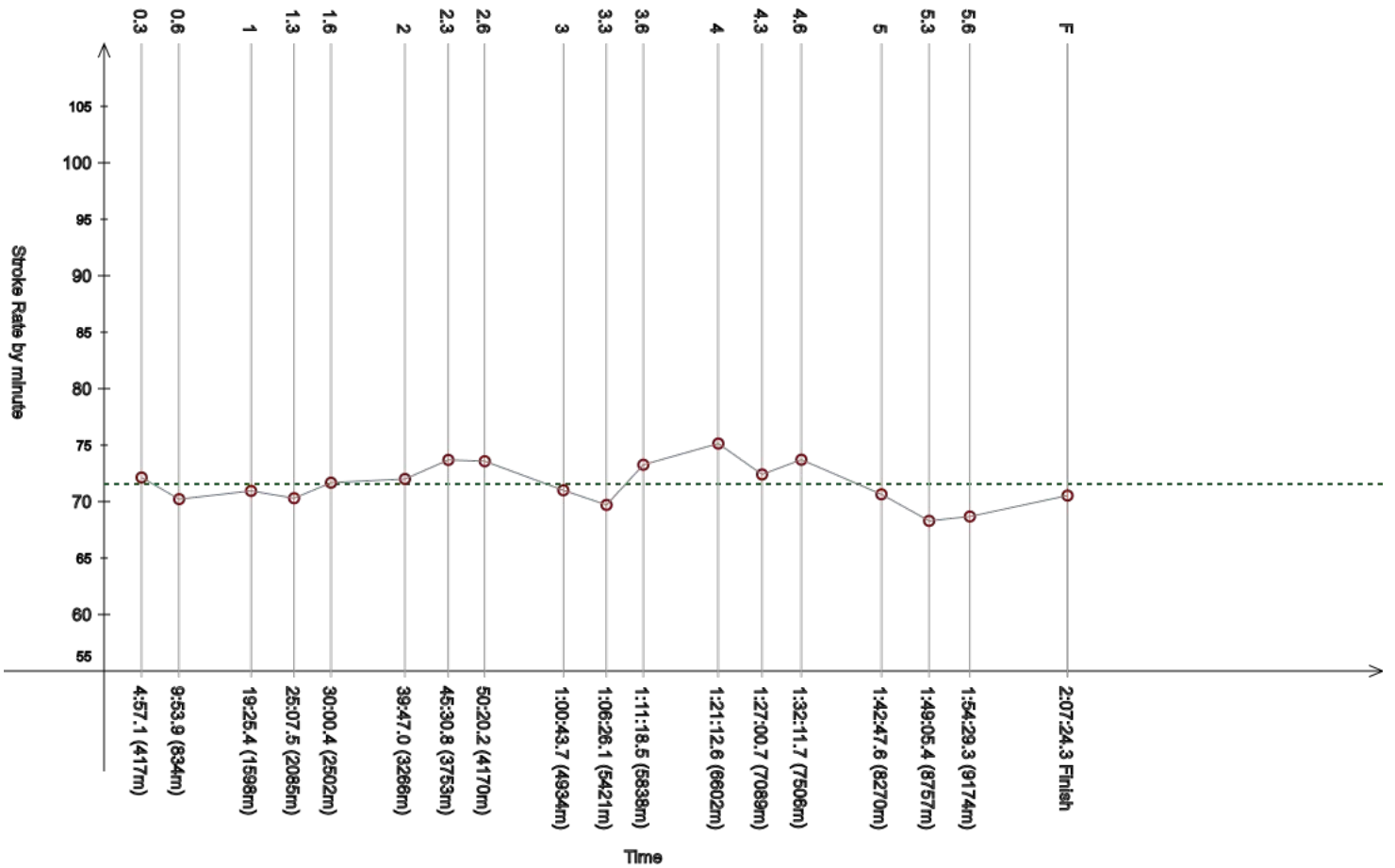
10km Women
10km - femmes

Race Analysis

Analyse de la course

Rank	Bib	Name	NAT Code	Finish Time	Gap
32	9	BENESOVA Alena	CZE	2:07:24.3	+4:50.3

Lap	Time	Rank	Gap	SPM	Lap	Time	Rank	Gap	SPM	Lap	Time	Rank	Gap	SPM	SPM	STC
0.3	4:57.1	(35)	+13.8	72.1	0.6	9:53.9	(37)	+28.3	70.2	1	19:25.4	(=30)	+13.2	71.0		
						4:56.8					9:31.5					
1.3	25:07.5	(=28)	+14.9	70.3	1.6	30:00.4	(25)	+23.1	71.7	2	39:47.0	(24)	+13.0	72.0		
	5:42.1					4:52.9					9:46.6					
2.3	45:30.8	(29)	+14.4	73.7	2.6	50:20.2	(28)	+18.9	73.6	3	1:00:43.7	(33)	+18.2	71.0		
	5:43.8					4:49.4					10:23.5				71.6	9182
3.3	1:06:26.1	(=29)	+27.3	69.7	3.6	1:11:18.5	(29)	+37.1	73.3	4	1:21:12.6	(28)	+14.9	75.1		
	5:42.4					4:52.4					9:54.1					
4.3	1:27:00.7	(29)	+25.2	72.4	4.6	1:32:11.7	(31)	+29.7	73.7	5	1:42:47.6	(31)	++	70.6		
	5:48.1					5:11.0					10:35.9					
5.3	1:49:05.4	(31)	++	68.3	5.6	1:54:29.3	(31)	++	68.7	F	2:07:24.3	(32)	++	70.5		
	6:17.8					5:23.9					12:55.0					



Legend:	+ Gap or time behind	++ One minute or more behind in split time	--- Stroke Rate Average
F Finish	SPM Average strokes per minute	STC Total strokes	

Official Timekeeping by OMEGA

Event 101
15 JUL 2023 - 8:00

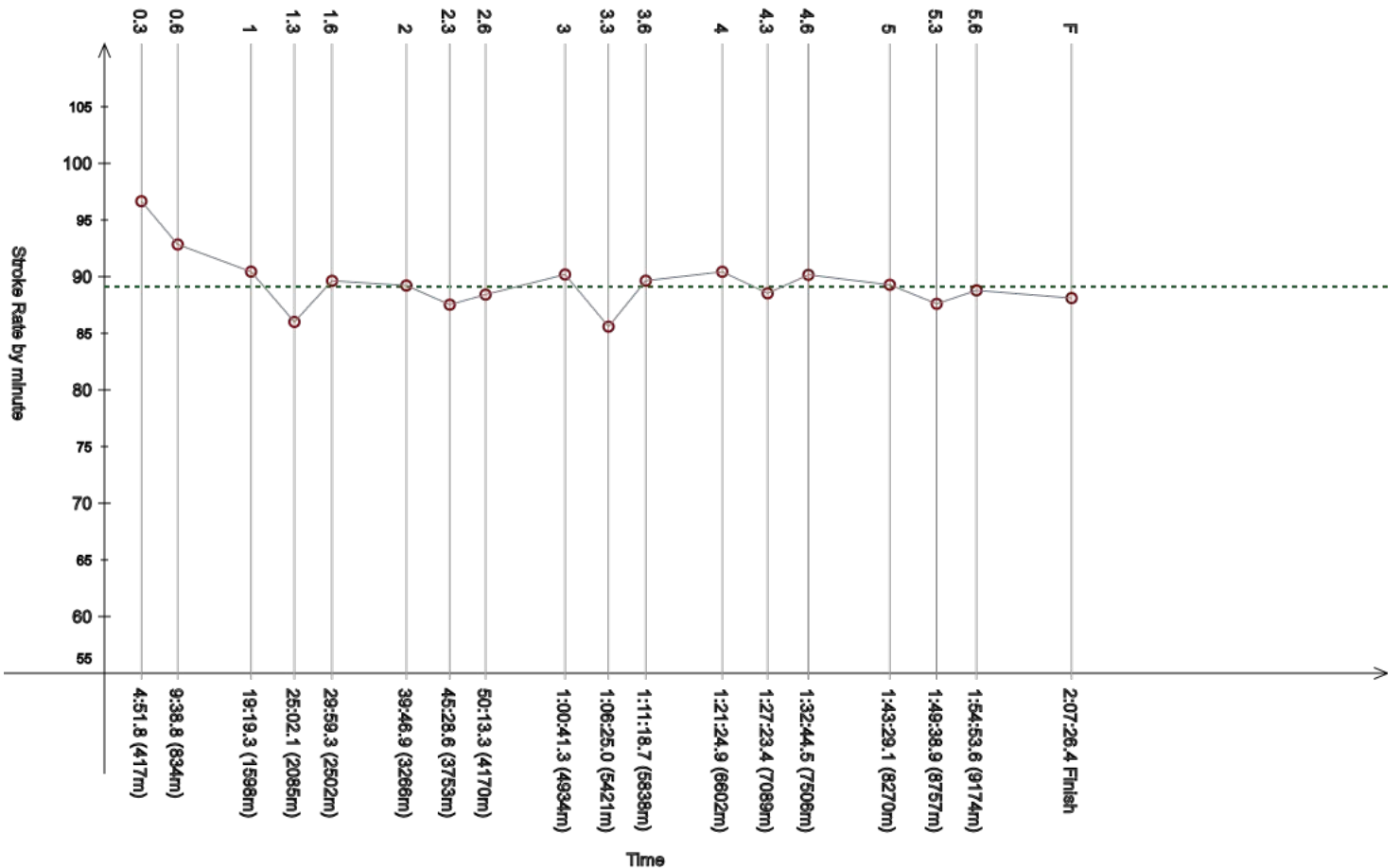
10km Women
10km - femmes

Race Analysis

Analyse de la course

Rank	Bib	Name	NAT Code	Finish Time	Gap
33	23	KATO Hanano	JPN	2:07:26.4	+4:52.4

Lap	Time	Rank	Gap	SPM	Lap	Time	Rank	Gap	SPM	Lap	Time	Rank	Gap	SPM	SPM	STC
0.3	4:51.8	(15)	+8.5	96.7	0.6	9:38.8	(11)	+13.2	92.8	1	19:19.3	(14)	+7.1	90.4		
						4:47.0					9:40.5					
1.3	25:02.1	(7)	+9.5	86.0	1.6	29:59.3	(22)	+22.0	89.6	2	39:46.9	(=22)	+12.9	89.2		
	5:42.8					4:57.2					9:47.6					
2.3	45:28.6	(27)	+12.2	87.5	2.6	50:13.3	(13)	+12.0	88.4	3	1:00:41.3	(27)	+15.8	90.2		
	5:41.7					4:44.7					10:28.0				89.1	11439
3.3	1:06:25.0	(25)	+26.2	85.6	3.6	1:11:18.7	(30)	+37.3	89.6	4	1:21:24.9	(32)	+27.2	90.4		
	5:43.7					4:53.7					10:06.2					
4.3	1:27:23.4	(30)	+47.9	88.5	4.6	1:32:44.5	(32)	++	90.2	5	1:43:29.1	(32)	++	89.3		
	5:58.5					5:21.1					10:44.6					
5.3	1:49:38.9	(32)	++	87.6	5.6	1:54:53.6	(32)	++	88.8	F	2:07:26.4	(33)	++	88.1		
	6:09.8					5:14.7					12:32.8					



Legend:	+ Gap or time behind	++ One minute or more behind in split time	--- Stroke Rate Average
F Finish	SPM Average strokes per minute	STC Total strokes	

Official Timekeeping by OMEGA

Event 101
15 JUL 2023 - 8:00

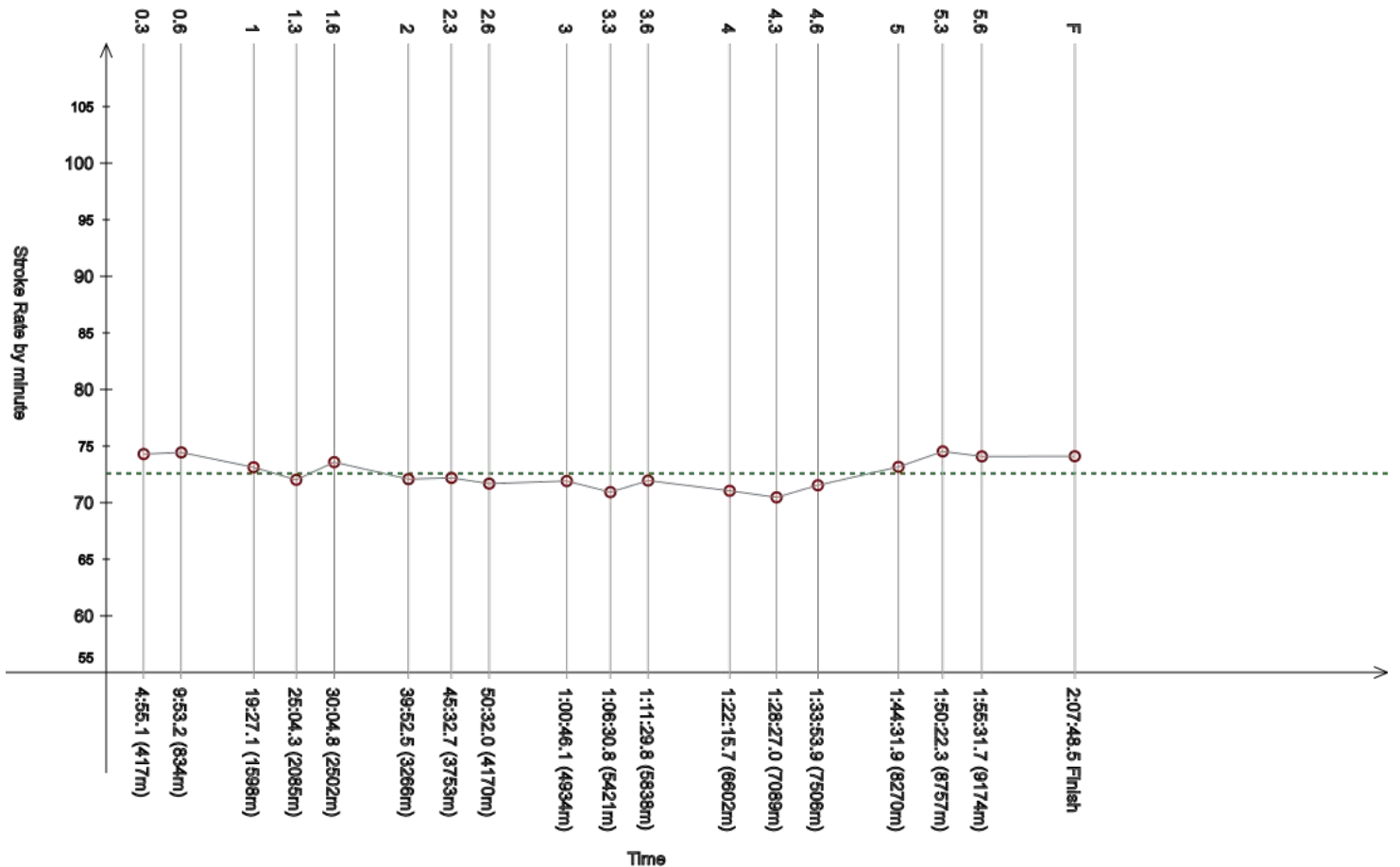
10km Women
10km - femmes

Race Analysis

Analyse de la course

Rank	Bib	Name	NAT Code	Finish Time	Gap
34	19	LIEW Li-Shan Chantal	SGP	2:07:48.5	+5:14.5

Lap	Time	Rank	Gap	SPM	Lap	Time	Rank	Gap	SPM	Lap	Time	Rank	Gap	SPM	SPM	STC
0.3	4:55.1	(20)	+11.8	74.3	0.6	9:53.2	(=31)	+27.6	74.4	1	19:27.1	(=35)	+14.9	73.1		
						4:58.1					9:33.9					
1.3	25:04.3	(=17)	+11.7	72.0	1.6	30:04.8	(31)	+27.5	73.6	2	39:52.5	(30)	+18.5	72.1		
	5:37.2					5:00.5					9:47.7					
2.3	45:32.7	(34)	+16.3	72.2	2.6	50:32.0	(40)	+30.7	71.7	3	1:00:46.1	(36)	+20.6	71.9		
	5:40.2					4:59.3					10:14.1				72.6	9298
3.3	1:06:30.8	(37)	+32.0	70.9	3.6	1:11:29.8	(34)	+48.4	72.0	4	1:22:15.7	(36)	++	71.1		
	5:44.7					4:59.0					10:45.9					
4.3	1:28:27.0	(33)	++	70.5	4.6	1:33:53.9	(34)	++	71.5	5	1:44:31.9	(=34)	++	73.2		
	6:11.3					5:26.9					10:38.0					
5.3	1:50:22.3	(34)	++	74.5	5.6	1:55:31.7	(34)	++	74.1	F	2:07:48.5	(34)	++	74.1		
	5:50.4					5:09.4					12:16.8					



+	Gap or time behind	++	One minute or more behind in split time	---	Stroke Rate Average
F	Finish	SPM	Average strokes per minute	STC	Total strokes

Official Timekeeping by OMEGA

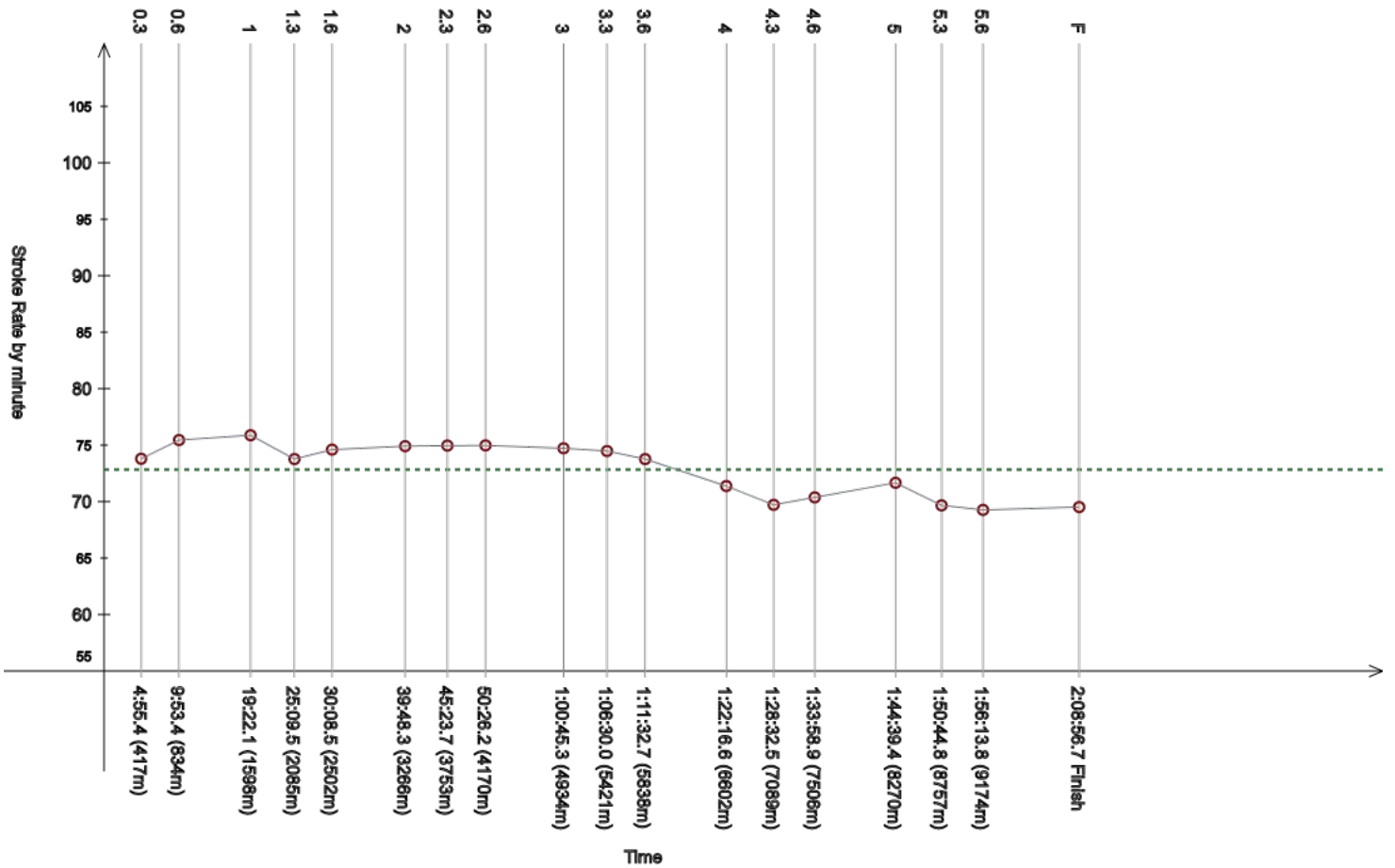
Event 101
15 JUL 2023 - 8:00

10km Women
10km - femmes

Race Analysis Analyse de la course

Rank	Bib	Name	NAT Code	Finish Time	Gap
35	46	WU Shutong	CHN	2:08:56.7	+6:22.7

Lap	Time	Rank	Gap	SPM	Lap	Time	Rank	Gap	SPM	Lap	Time	Rank	Gap	SPM	SPM	STC
0.3	4:55.4	(24)	+12.1	73.8	0.6	9:53.4	(35)	+27.8	75.5	1	19:22.1	(24)	+9.9	75.9		
						4:58.0					9:28.7					
1.3	25:09.5	(35)	+16.9	73.8	1.6	30:08.5	(36)	+31.2	74.6	2	39:48.3	(26)	+14.3	74.9		
	5:47.4					4:59.0					9:39.8					
2.3	45:23.7	(=19)	+7.3	75.0	2.6	50:26.2	(32)	+24.9	75.0	3	1:00:45.3	(35)	+19.8	74.7		
	5:35.4					5:02.5					10:19.1				72.8	9494
3.3	1:06:30.0	(36)	+31.2	74.5	3.6	1:11:32.7	(37)	+51.3	73.8	4	1:22:16.6	(37)	++	71.4		
	5:44.7					5:02.7					10:43.9					
4.3	1:28:32.5	(36)	++	69.7	4.6	1:33:58.9	(37)	++	70.4	5	1:44:39.4	(36)	++	71.7		
	6:15.9					5:26.4					10:40.5					
5.3	1:50:44.8	(35)	++	69.7	5.6	1:56:13.8	(36)	++	69.3	F	2:08:56.7	(35)	++	69.5		
	6:05.4					5:29.0					12:42.9					



Legend:	+ Gap or time behind	++ One minute or more behind in split time	--- Stroke Rate Average
F Finish	SPM Average strokes per minute	STC Total strokes	

Official Timekeeping by OMEGA

Event 101
15 JUL 2023 - 8:00

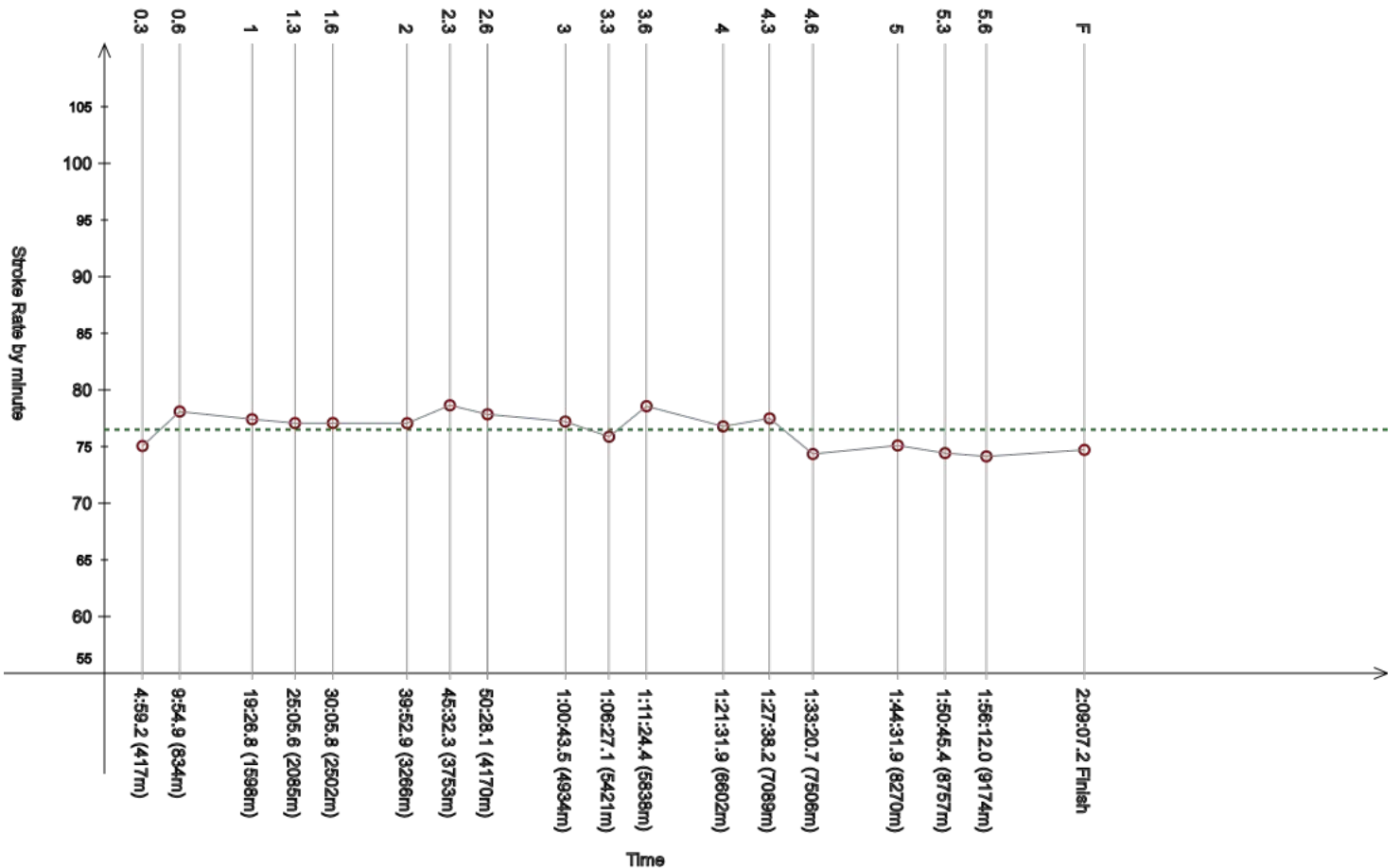
10km Women
10km - femmes

Race Analysis

Analyse de la course

Rank	Bib	Name	NAT Code	Finish Time	Gap
36	43	GIORDANINO Candela	ARG	2:09:07.2	+6:33.2

Lap	Time	Rank	Gap	SPM	Lap	Time	Rank	Gap	SPM	Lap	Time	Rank	Gap	SPM	SPM	STC
0.3	4:59.2	(37)	+15.9	75.1	0.6	9:54.9	(41)	+29.3	78.1	1	19:26.8	(33)	+14.6	77.4		
						4:55.7					9:31.9					
1.3	25:05.6	(21)	+13.0	77.1	1.6	30:05.8	(33)	+28.5	77.1	2	39:52.9	(=31)	+18.9	77.1		
	5:38.8					5:00.2					9:47.1					
2.3	45:32.3	(32)	+15.9	78.7	2.6	50:28.1	(37)	+26.8	77.9	3	1:00:43.5	(32)	+18.0	77.2		
	5:39.4					4:55.8					10:15.4				76.5	9913
3.3	1:06:27.1	(32)	+28.3	75.9	3.6	1:11:24.4	(33)	+43.0	78.6	4	1:21:31.9	(33)	+34.2	76.8		
	5:43.6					4:57.3					10:07.5					
4.3	1:27:38.2	(31)	++	77.5	4.6	1:33:20.7	(33)	++	74.4	5	1:44:31.9	(=34)	++	75.1		
	6:06.3					5:42.5					11:11.2					
5.3	1:50:45.4	(36)	++	74.4	5.6	1:56:12.0	(35)	++	74.1	F	2:09:07.2	(36)	++	74.7		
	6:13.5					5:26.6					12:55.2					



Legend:	+ Gap or time behind	++ One minute or more behind in split time	--- Stroke Rate Average
F Finish	SPM Average strokes per minute	STC Total strokes	

Official Timekeeping by OMEGA

Event 101
15 JUL 2023 - 8:00

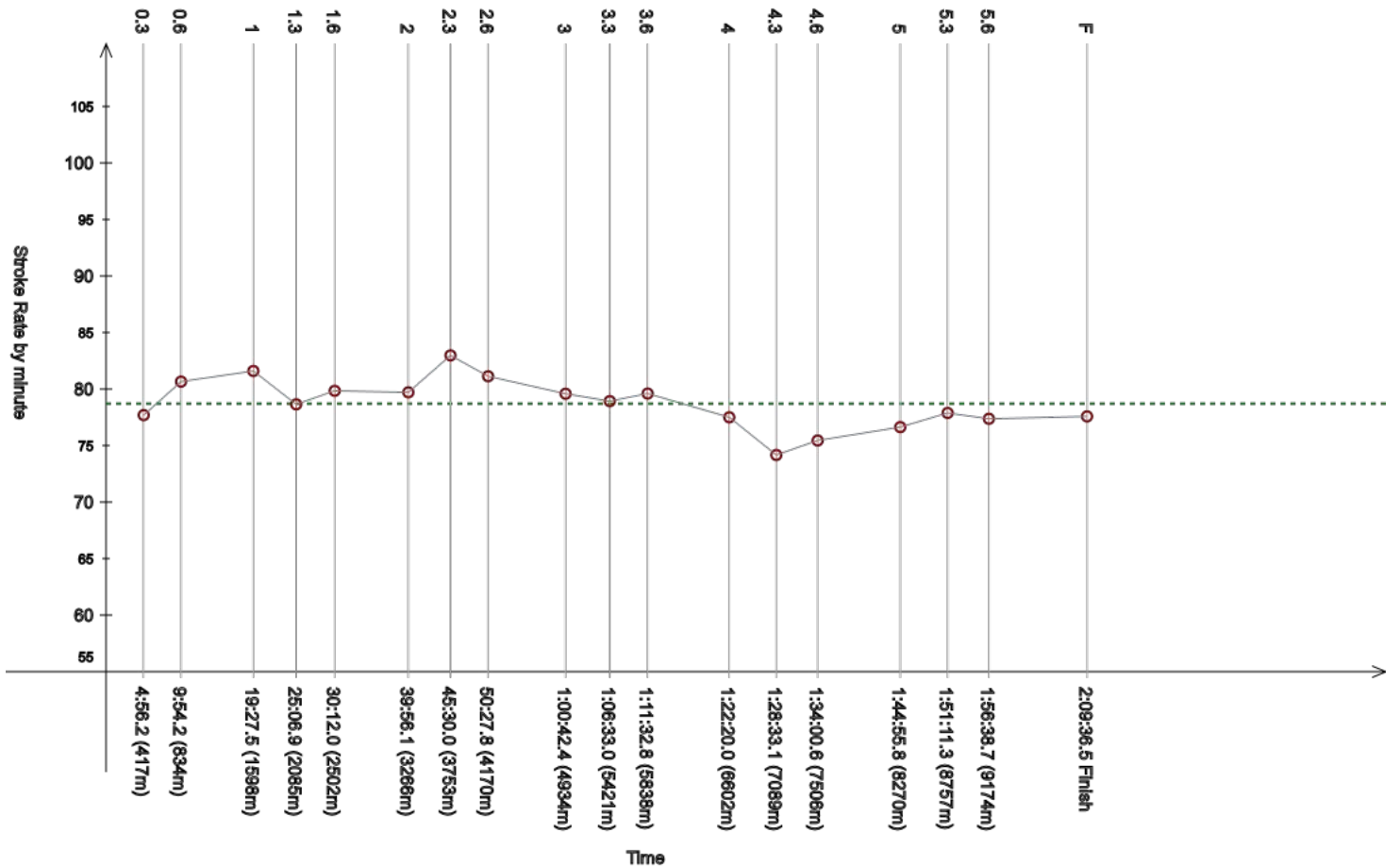
10km Women
10km - femmes

Race Analysis

Analyse de la course

Rank	Bib	Name	NAT Code	Finish Time	Gap
37	33	STERBOVA Lenka	CZE	2:09:36.5	+7:02.5

Lap	Time	Rank	Gap	SPM	Lap	Time	Rank	Gap	SPM	Lap	Time	Rank	Gap	SPM	SPM	STC
0.3	4:56.2	(31)	+12.9	77.7	0.6	9:54.2	(38)	+28.6	80.7	1	19:27.5	(37)	+15.3	81.6		
						4:58.0					9:33.3					
1.3	25:06.9	(=24)	+14.3	78.7	1.6	30:12.0	(40)	+34.7	79.9	2	39:56.1	(37)	+22.1	79.7		
	5:39.4					5:05.1					9:44.1					
2.3	45:30.0	(28)	+13.6	83.0	2.6	50:27.8	(=35)	+26.5	81.1	3	1:00:42.4	(29)	+16.9	79.6		
	5:33.9					4:57.8					10:14.6				78.7	10236
3.3	1:06:33.0	(38)	+34.2	78.9	3.6	1:11:32.8	(38)	+51.4	79.6	4	1:22:20.0	(39)	++	77.5		
	5:50.6					4:59.8					10:47.2					
4.3	1:28:33.1	(37)	++	74.2	4.6	1:34:00.6	(38)	++	75.5	5	1:44:55.8	(37)	++	76.6		
	6:13.1					5:27.5					10:55.2					
5.3	1:51:11.3	(37)	++	77.9	5.6	1:56:38.7	(37)	++	77.4	F	2:09:36.5	(37)	++	77.6		
	6:15.5					5:27.4					12:57.8					



+ Gap or time behind	++ One minute or more behind in split time	--- Stroke Rate Average
F Finish	SPM Average strokes per minute	STC Total strokes

Official Timekeeping by OMEGA

Event 101
15 JUL 2023 - 8:00

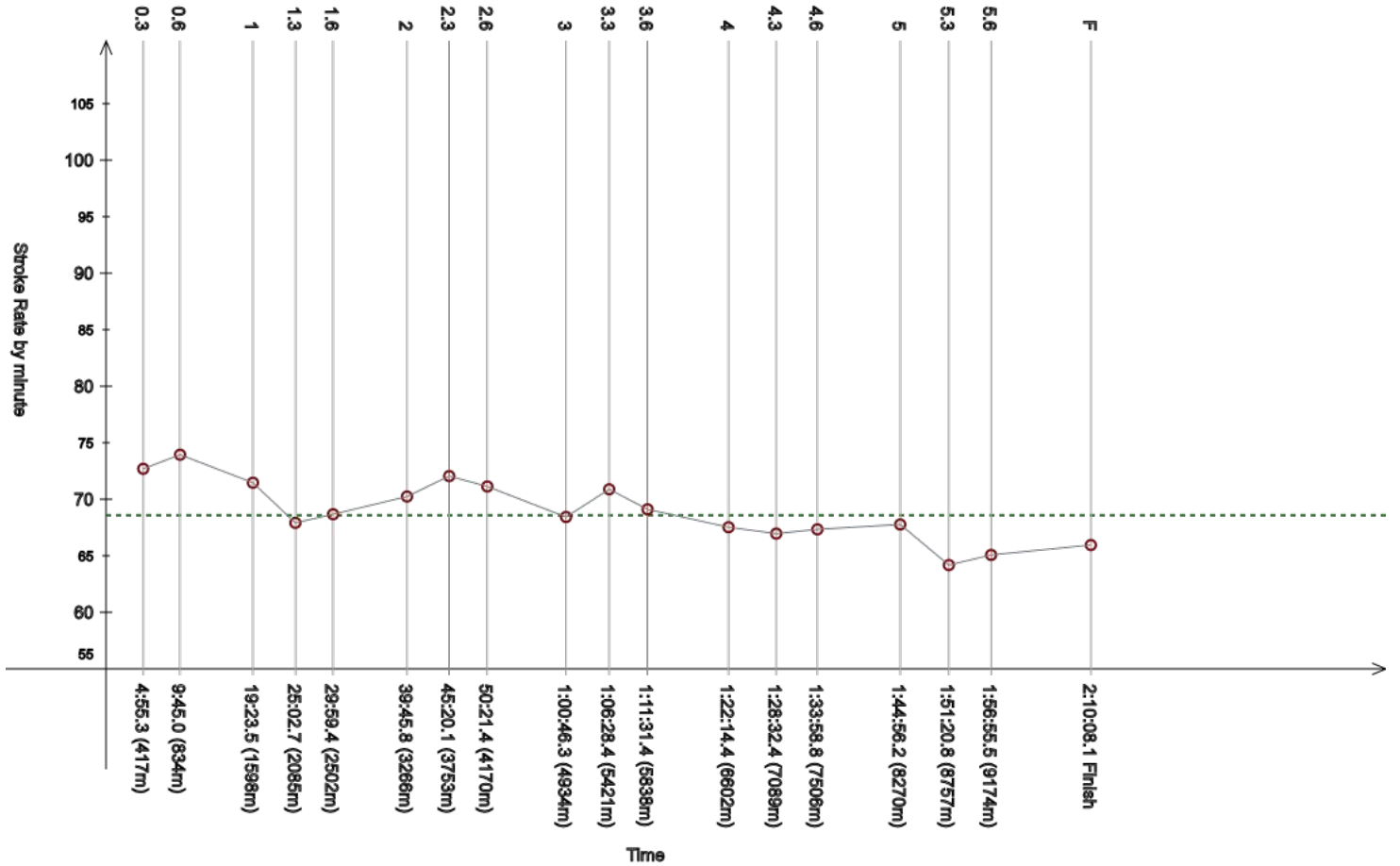
10km Women
10km - femmes

Race Analysis

Analyse de la course

Rank	Bib	Name	NAT Code	Finish Time	Gap
38	37	O'REGAN Bailey	CAN	2:10:08.1	+7:34.1

Lap	Time	Rank	Gap	SPM	Lap	Time	Rank	Gap	SPM	Lap	Time	Rank	Gap	SPM	SPM	STC
0.3	4:55.3	(=21)	+12.0	72.7	0.6	9:45.0	(18)	+19.4	73.9	1	19:23.5	(26)	+11.3	71.5		
						4:49.7					9:38.5					
1.3	25:02.7	(=11)	+10.1	67.9	1.6	29:59.4	(23)	+22.1	68.7	2	39:45.8	(18)	+11.8	70.2		
	5:39.2					4:56.7					9:46.4					
2.3	45:20.1	(=7)	+3.7	72.1	2.6	50:21.4	(=29)	+20.1	71.1	3	1:00:46.3	(37)	+20.8	68.4		
	5:34.3					5:01.3					10:24.9				68.6	9127
3.3	1:06:28.4	(34)	+29.6	70.9	3.6	1:11:31.4	(35)	+50.0	69.1	4	1:22:14.4	(34)	++	67.5		
	5:42.1					5:03.0					10:43.0					
4.3	1:28:32.4	(35)	++	67.0	4.6	1:33:58.8	(36)	++	67.3	5	1:44:56.2	(38)	++	67.8		
	6:18.0					5:26.4					10:57.4					
5.3	1:51:20.8	(39)	++	64.2	5.6	1:56:55.5	(39)	++	65.1	F	2:10:08.1	(38)	++	66.0		
	6:24.6					5:34.7					13:12.6					



Legend:	+ Gap or time behind	++ One minute or more behind in split time	--- Stroke Rate Average
F Finish	SPM Average strokes per minute	STC Total strokes	

Official Timekeeping by OMEGA

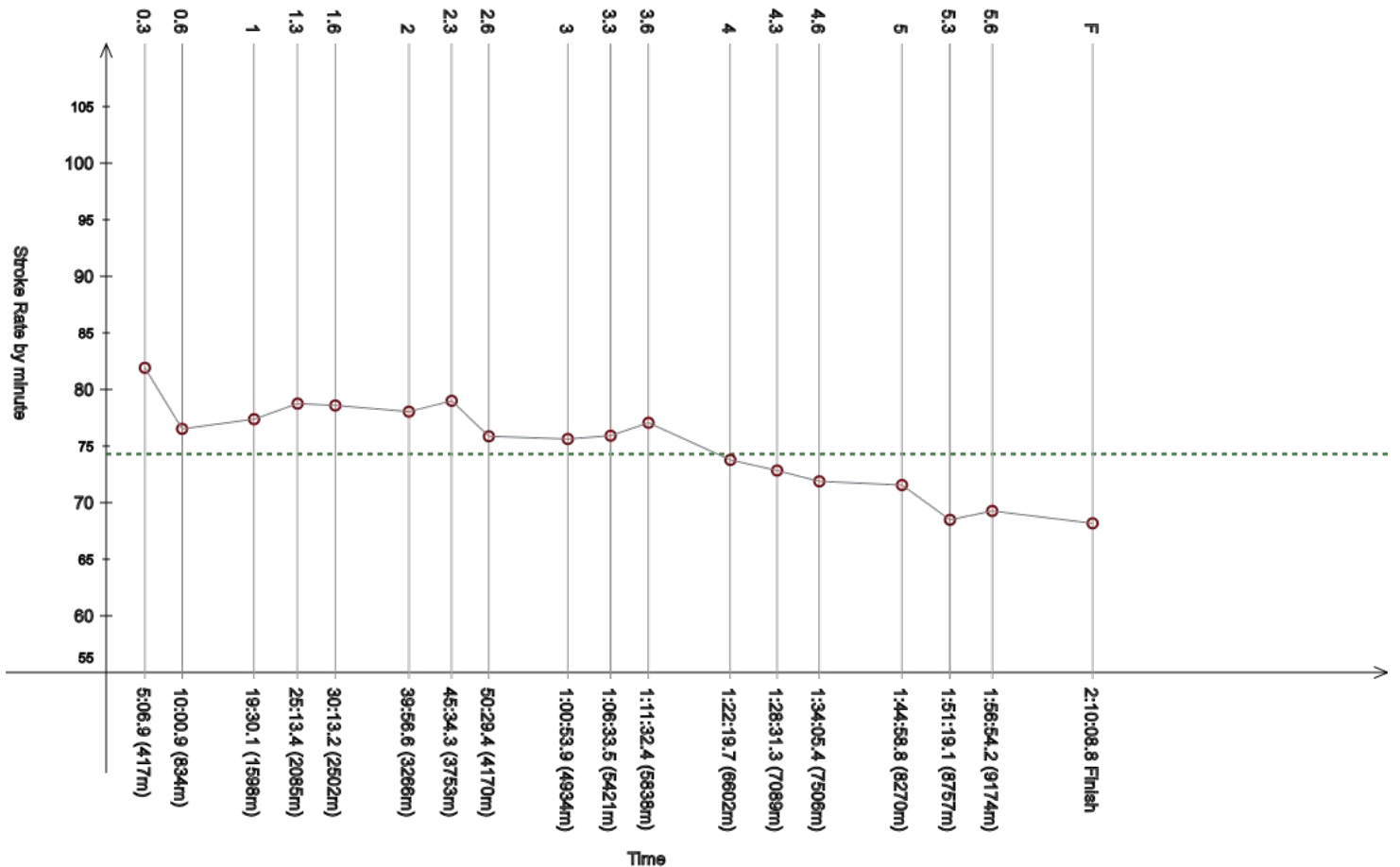
Event 101
15 JUL 2023 - 8:00

10km Women
10km - femmes

Race Analysis

Analyse de la course

Rank	Bib	Name	NAT Code			Finish Time	Gap									
39	61	LAM Pac Tung Nikita	HKG			2:10:08.8	+7:34.8									
Lap	Time	Rank	Gap	SPM	Lap	Time	Rank	Gap	SPM	Lap	Time	Rank	Gap	SPM	SPM	STC
0.3	5:06.9	(48)	+23.6	81.9	0.6	10:00.9	(48)	+35.3	76.5	1	19:30.1	(41)	+17.9	77.4		
						4:54.0					9:29.2					
1.3	25:13.4	(39)	+20.8	78.8	1.6	30:13.2	(41)	+35.9	78.6	2	39:56.6	(39)	+22.6	78.0		
	5:43.3					4:59.8					9:43.4					
2.3	45:34.3	(36)	+17.9	79.0	2.6	50:29.4	(38)	+28.1	75.9	3	1:00:53.9	(40)	+28.4	75.6		
	5:37.7					4:55.1					10:24.5				74.3	9690
3.3	1:06:33.5	(39)	+34.7	75.9	3.6	1:11:32.4	(36)	+51.0	77.1	4	1:22:19.7	(38)	++	73.8		
	5:39.6					4:58.9					10:47.3					
4.3	1:28:31.3	(34)	++	72.8	4.6	1:34:05.4	(39)	++	71.9	5	1:44:58.8	(39)	++	71.6		
	6:11.6					5:34.1					10:53.4					
5.3	1:51:19.1	(38)	++	68.5	5.6	1:56:54.2	(38)	++	69.3	F	2:10:08.8	(39)	++	68.2		
	6:20.3					5:35.1					13:14.6					



Legend:	+ Gap or time behind	++ One minute or more behind in split time	--- Stroke Rate Average
F Finish	SPM Average strokes per minute	STC Total strokes	

Official Timekeeping by OMEGA

Event 101
15 JUL 2023 - 8:00

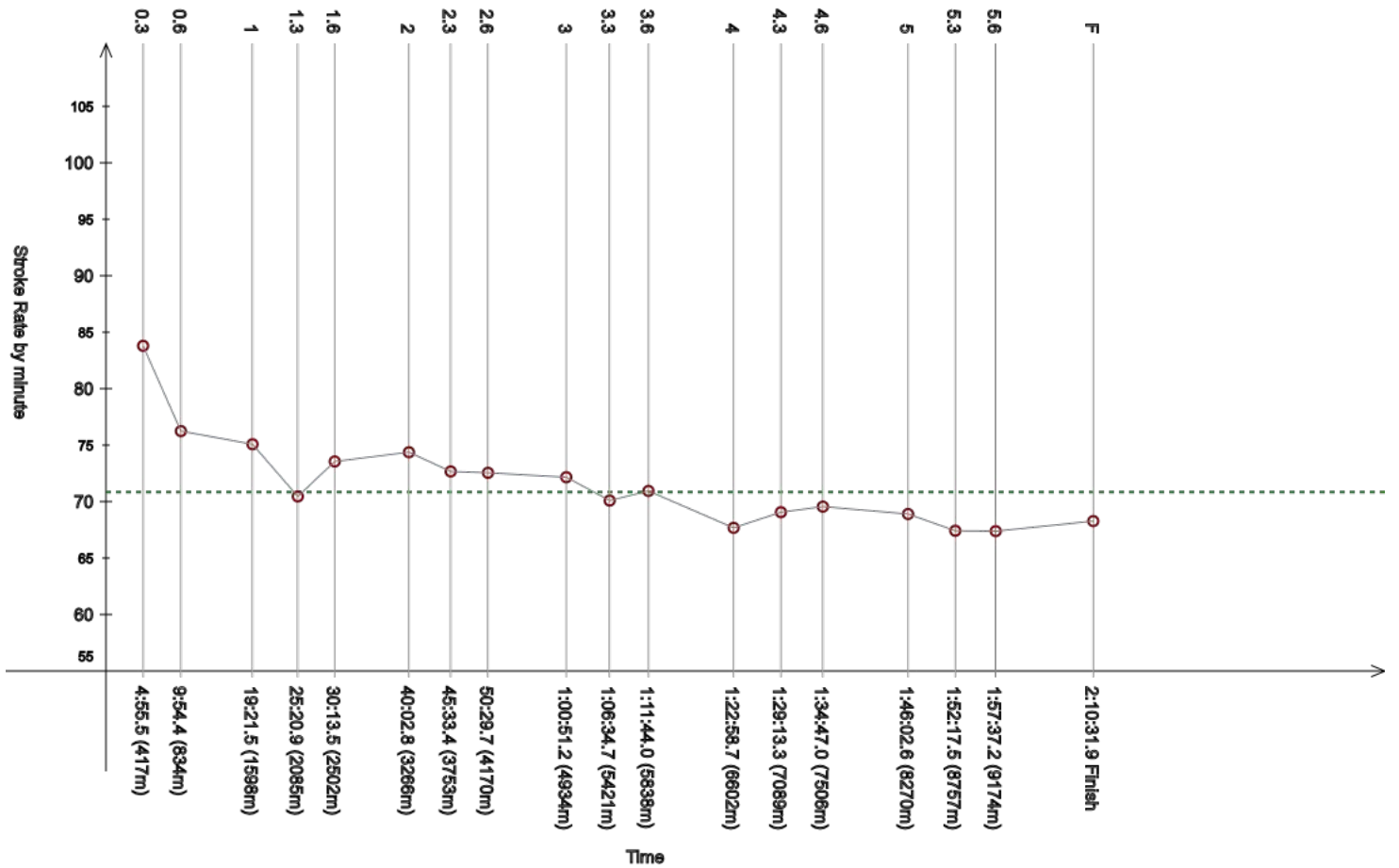
10km Women
10km - femmes

Race Analysis

Analyse de la course

Rank	Bib	Name	NAT Code	Finish Time	Gap
40	41	de JAGER Amica	RSA	2:10:31.9	+7:57.9

Lap	Time	Rank	Gap	SPM	Lap	Time	Rank	Gap	SPM	Lap	Time	Rank	Gap	SPM	SPM	STC
0.3	4:55.5	(=25)	+12.2	83.8	0.6	9:54.4	(39)	+28.8	76.2	1	19:21.5	(21)	+9.3	75.1		
						4:58.9					9:27.1					
1.3	25:20.9	(41)	+28.3	70.5	1.6	30:13.5	(42)	+36.2	73.6	2	40:02.8	(42)	+28.8	74.4		
	5:59.4					4:52.6					9:49.3					
2.3	45:33.4	(35)	+17.0	72.7	2.6	50:29.7	(39)	+28.4	72.6	3	1:00:51.2	(39)	+25.7	72.2		
	5:30.6					4:56.3					10:21.5				70.9	9357
3.3	1:06:34.7	(40)	+35.9	70.1	3.6	1:11:44.0	(40)	++	70.9	4	1:22:58.7	(40)	++	67.7		
	5:43.5					5:09.3					11:14.7					
4.3	1:29:13.3	(38)	++	69.1	4.6	1:34:47.0	(40)	++	69.6	5	1:46:02.6	(40)	++	68.9		
	6:14.6					5:33.7					11:15.6					
5.3	1:52:17.5	(40)	++	67.4	5.6	1:57:37.2	(40)	++	67.4	F	2:10:31.9	(40)	++	68.3		
	6:14.9					5:19.7					12:54.7					



Legend:	+ Gap or time behind	++ One minute or more behind in split time	--- Stroke Rate Average
F Finish	SPM Average strokes per minute	STC Total strokes	

Official Timekeeping by OMEGA

Event 101
15 JUL 2023 - 8:00

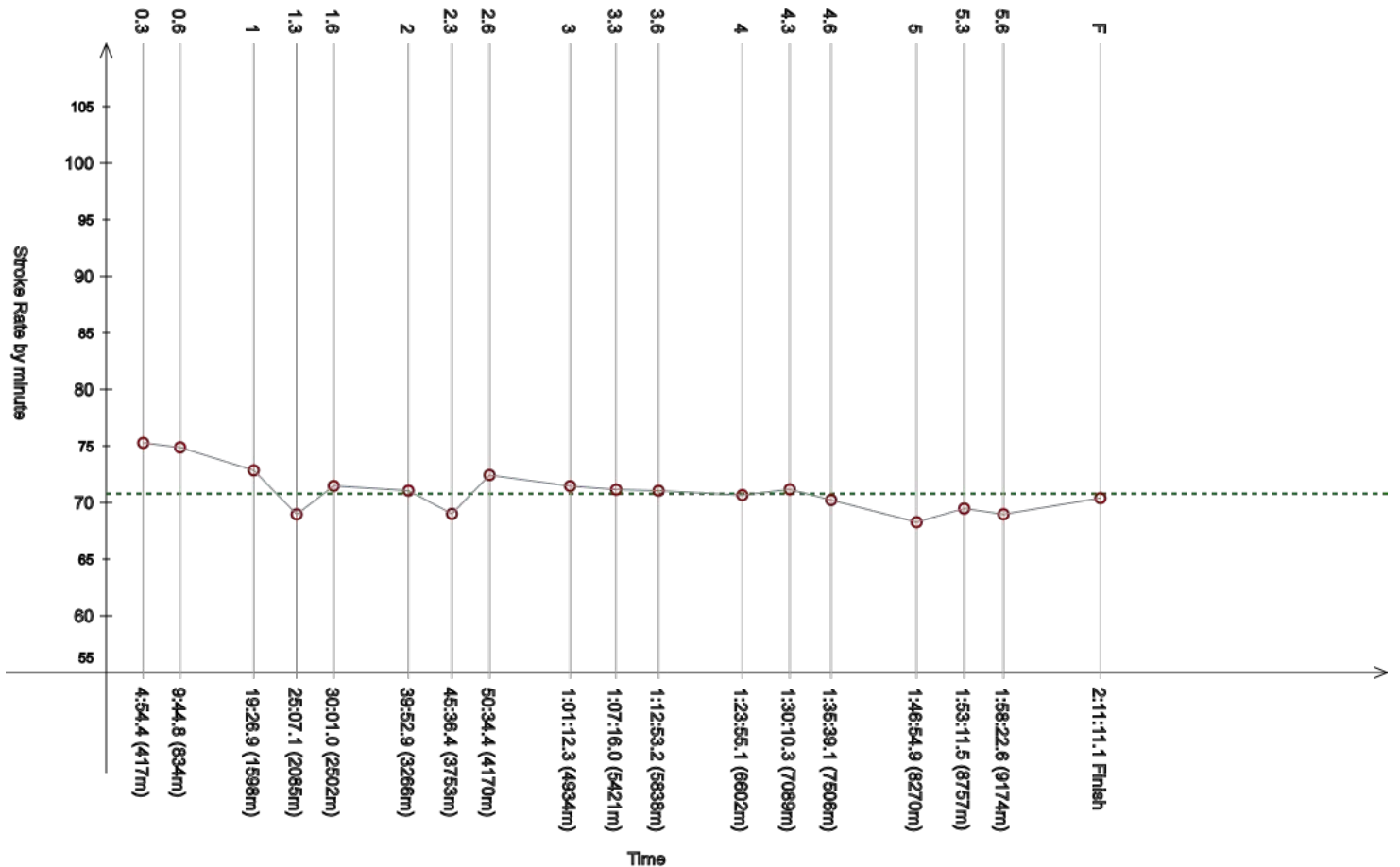
10km Women
10km - femmes

Race Analysis

Analyse de la course

Rank	Bib	Name	NAT Code	Finish Time	Gap
41	12	TENG Yu-Wen	TPE	2:11:11.1	+8:37.1

Lap	Time	Rank	Gap	SPM	Lap	Time	Rank	Gap	SPM	Lap	Time	Rank	Gap	SPM	SPM	STC
0.3	4:54.4	(19)	+11.1	75.3	0.6	9:44.8	(17)	+19.2	74.9	1	19:26.9	(34)	+14.7	72.9		
						4:50.4					9:42.1					
1.3	25:07.1	(26)	+14.5	69.0	1.6	30:01.0	(26)	+23.7	71.5	2	39:52.9	(=31)	+18.9	71.1		
	5:40.2					4:53.9					9:51.9					
2.3	45:36.4	(39)	+20.0	69.0	2.6	50:34.4	(41)	+33.1	72.4	3	1:01:12.3	(41)	+46.8	71.5		
	5:43.5					4:58.0					10:37.9				70.8	9332
3.3	1:07:16.0	(41)	++	71.2	3.6	1:12:53.2	(41)	++	71.1	4	1:23:55.1	(41)	++	70.7		
	6:03.7					5:37.2					11:01.9					
4.3	1:30:10.3	(39)	++	71.2	4.6	1:35:39.1	(41)	++	70.2	5	1:46:54.9	(41)	++	68.3		
	6:15.2					5:28.8					11:15.8					
5.3	1:53:11.5	(41)	++	69.5	5.6	1:58:22.6	(41)	++	69.0	F	2:11:11.1	(41)	++	70.4		
	6:16.6					5:11.1					12:48.5					



Legend:	+ Gap or time behind	++ One minute or more behind in split	--- Stroke Rate Average
F Finish	SPM Average strokes per minute	STC Total strokes	

Official Timekeeping by OMEGA

Event 101
15 JUL 2023 - 8:00

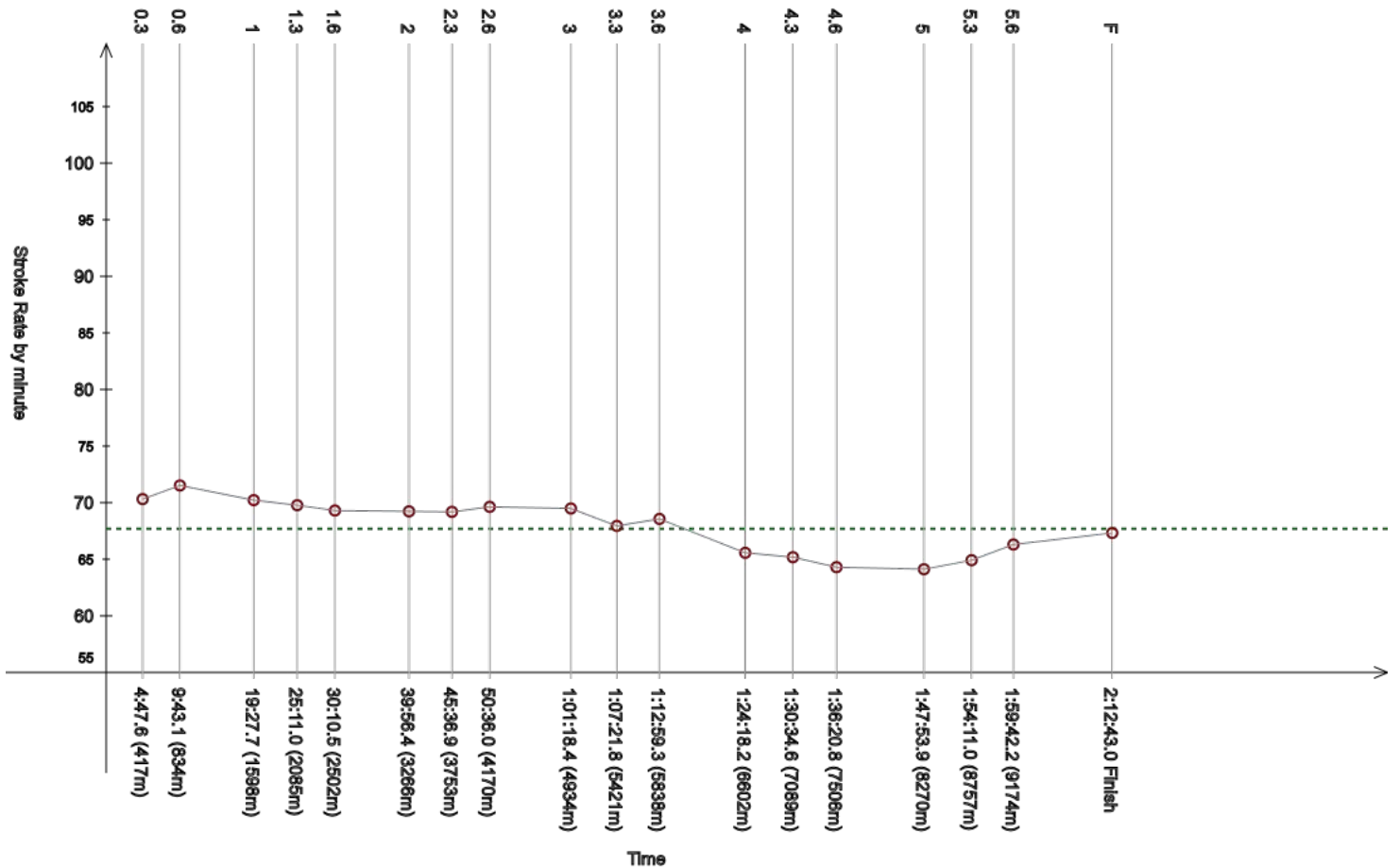
10km Women
10km - femmes

Race Analysis

Analyse de la course

Rank	Bib	Name	NAT Code	Finish Time	Gap
42	1	LEE Hae Rim	KOR	2:12:43.0	+10:09.0

Lap	Time	Rank	Gap	SPM	Lap	Time	Rank	Gap	SPM	Lap	Time	Rank	Gap	SPM	SPM	STC
0.3	4:47.6	(6)	+4.3	70.3	0.6	9:43.1	(14)	+17.5	71.5	1	19:27.7	(=38)	+15.5	70.2		
						4:55.5					9:44.6					
1.3	25:11.0	(38)	+18.4	69.8	1.6	30:10.5	(38)	+33.2	69.3	2	39:56.4	(38)	+22.4	69.2		
	5:43.3					4:59.5					9:45.9					
2.3	45:36.9	(40)	+20.5	69.2	2.6	50:36.0	(42)	+34.7	69.6	3	1:01:18.4	(42)	+52.9	69.5		
	5:40.5					4:59.1					10:42.4				67.7	9055
3.3	1:07:21.8	(42)	++	67.9	3.6	1:12:59.3	(42)	++	68.6	4	1:24:18.2	(42)	++	65.6		
	6:03.4					5:37.5					11:18.9					
4.3	1:30:34.6	(40)	++	65.2	4.6	1:36:20.8	(42)	++	64.3	5	1:47:53.9	(42)	++	64.1		
	6:16.4					5:46.2					11:33.1					
5.3	1:54:11.0	(42)	++	64.9	5.6	1:59:42.2	(42)	++	66.3	F	2:12:43.0	(42)	++	67.3		
	6:17.1					5:31.2					13:00.8					



+	Gap or time behind	++	One minute or more behind in split time	---	Stroke Rate Average
F	Finish	SPM	Average strokes per minute	STC	Total strokes

Official Timekeeping by OMEGA

Event 101
15 JUL 2023 - 8:00

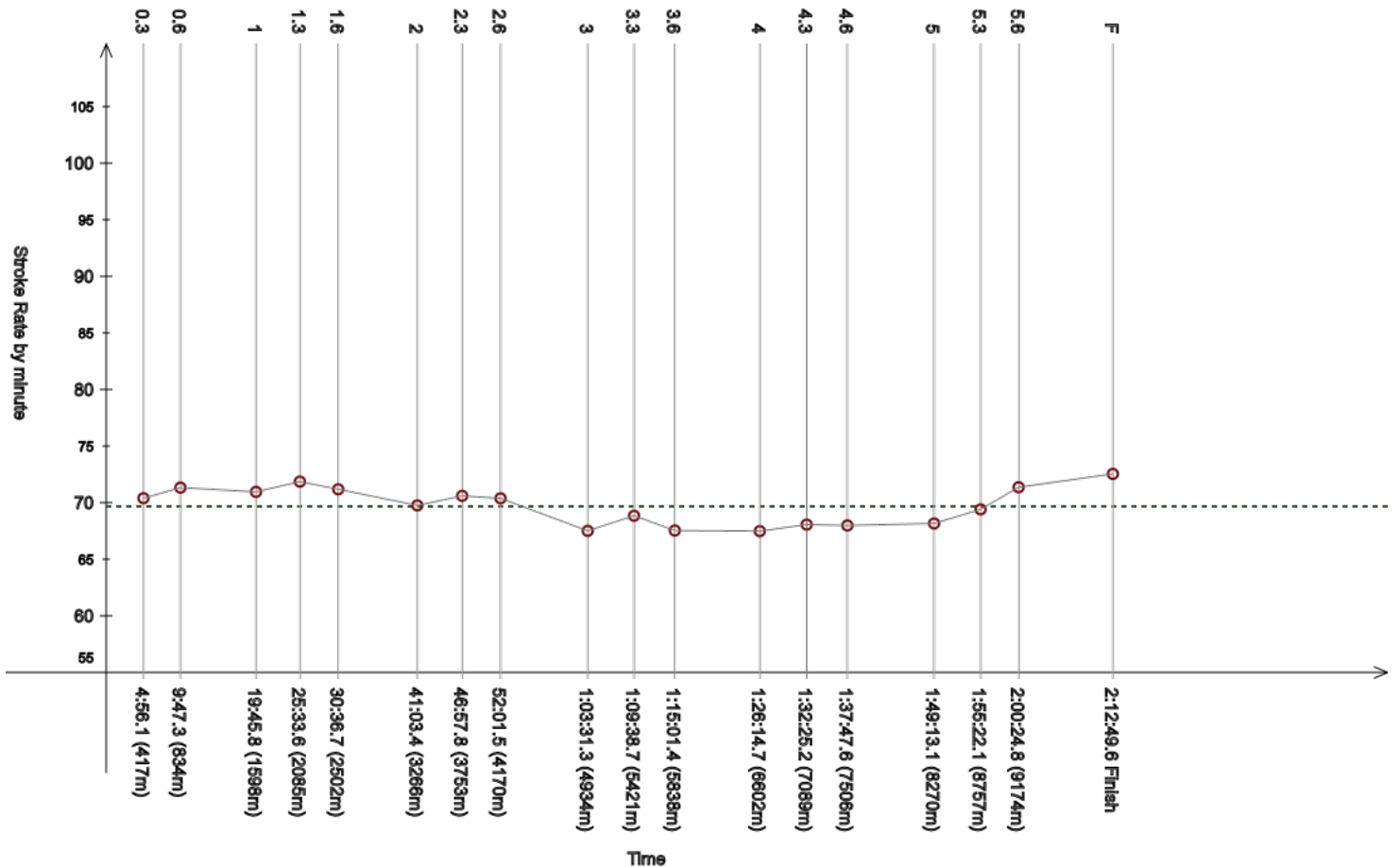
10km Women
10km - femmes

Race Analysis

Analyse de la course

Rank	Bib	Name	NAT Code	Finish Time	Gap
43	21	ELSOKKARY Lamees	EGY	2:12:49.6	+10:15.6

Lap	Time	Rank	Gap	SPM	Lap	Time	Rank	Gap	SPM	Lap	Time	Rank	Gap	SPM	SPM	STC
0.3	4:56.1	(=28)	+12.8	70.4	0.6	9:47.3	(22)	+21.7	71.3	1	19:45.8	(47)	+33.6	71.0		
						4:51.2					9:58.5					
1.3	25:33.6	(44)	+41.0	71.9	1.6	30:36.7	(46)	+59.4	71.2	2	41:03.4	(47)	++	69.8		
						5:03.1					10:26.7					
2.3	46:57.8	(46)	++	70.6	2.6	52:01.5	(43)	++	70.4	3	1:03:31.3	(47)	++	67.5		
						5:03.7					11:29.8				69.7	9280
3.3	1:09:38.7	(45)	++	68.8	3.6	1:15:01.4	(43)	++	67.5	4	1:26:14.7	(45)	++	67.5		
						5:22.7					11:13.3					
4.3	1:32:25.2	(42)	++	68.1	4.6	1:37:47.6	(43)	++	68.0	5	1:49:13.1	(45)	++	68.2		
						5:22.4					11:25.5					
5.3	1:55:22.1	(43)	++	69.4	5.6	2:00:24.8	(43)	++	71.4	F	2:12:49.6	(43)	++	72.5		
						5:02.7					12:24.8					



Legend:	+ Gap or time behind	++ One minute or more behind in split time	--- Stroke Rate Average
F Finish	SPM Average strokes per minute	STC Total strokes	

Official Timekeeping by OMEGA

Event 101
15 JUL 2023 - 8:00

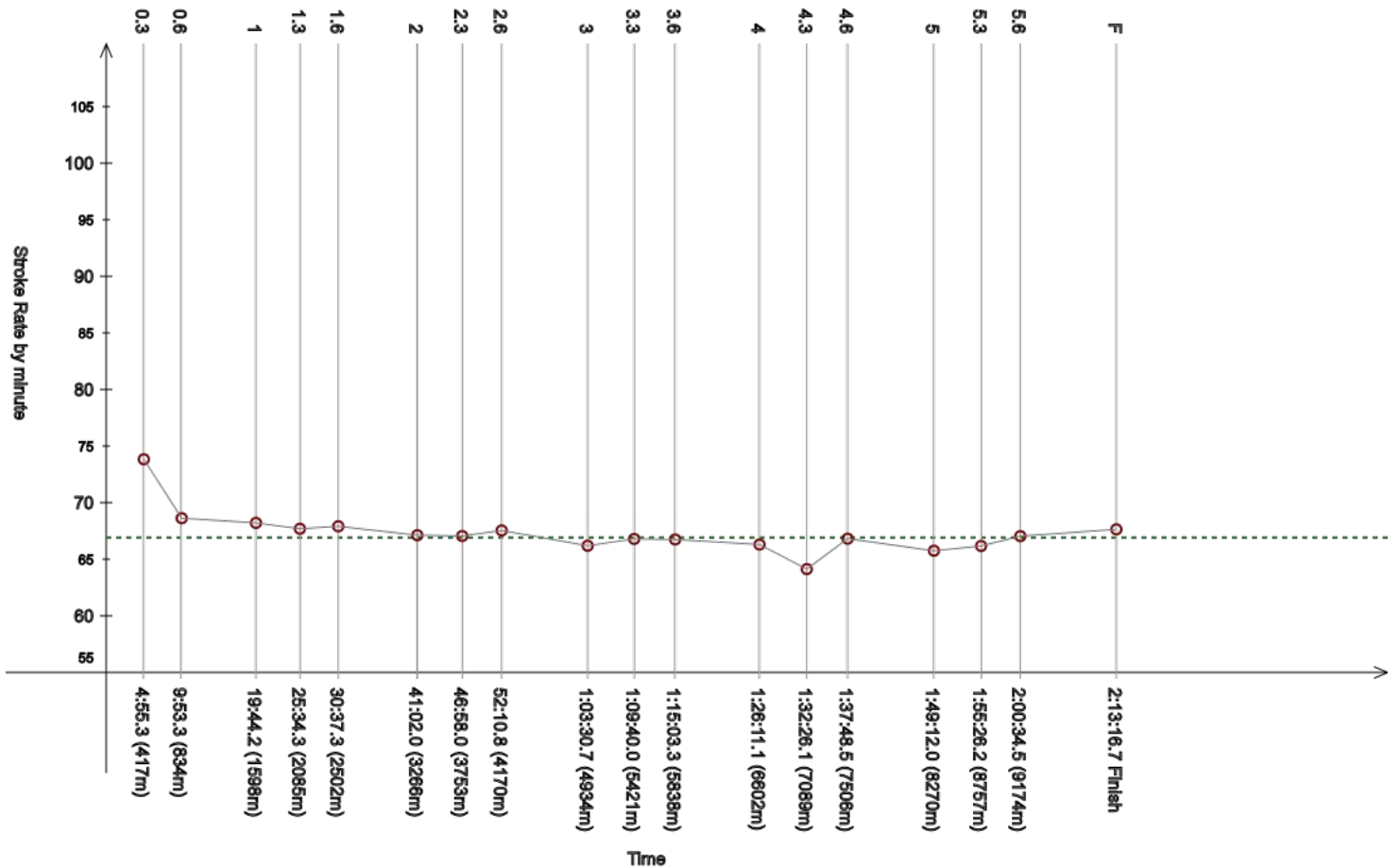
10km Women
10km - femmes

Race Analysis

Analyse de la course

Rank	Bib	Name	NAT Code	Finish Time	Gap
44	5	ALANIS HERNANDEZ Paulina	MEX	2:13:16.7	+10:42.7

Lap	Time	Rank	Gap	SPM	Lap	Time	Rank	Gap	SPM	Lap	Time	Rank	Gap	SPM	SPM	STC
0.3	4:55.3	(=21)	+12.0	73.8	0.6	9:53.3	(=33)	+27.7	68.6	1	19:44.2	(46)	+32.0	68.2		
						4:58.0					9:50.9					
1.3	25:34.3	(46)	+41.7	67.7	1.6	30:37.3	(47)	++	67.9	2	41:02.0	(46)	++	67.1		
	5:50.1					5:03.0					10:24.7					
2.3	46:58.0	(47)	++	67.1	2.6	52:10.8	(47)	++	67.5	3	1:03:30.7	(44)	++	66.2		
	5:56.0					5:12.8					11:19.9				66.9	9076
3.3	1:09:40.0	(47)	++	66.8	3.6	1:15:03.3	(45)	++	66.8	4	1:26:11.1	(43)	++	66.3		
	6:09.3					5:23.3					11:07.8					
4.3	1:32:26.1	(43)	++	64.1	4.6	1:37:48.5	(44)	++	66.8	5	1:49:12.0	(44)	++	65.8		
	6:15.0					5:22.4					11:23.5					
5.3	1:55:26.2	(46)	++	66.2	5.6	2:00:34.5	(44)	++	67.0	F	2:13:16.7	(=44)	++	67.6		
	6:14.2					5:08.3					12:42.2					



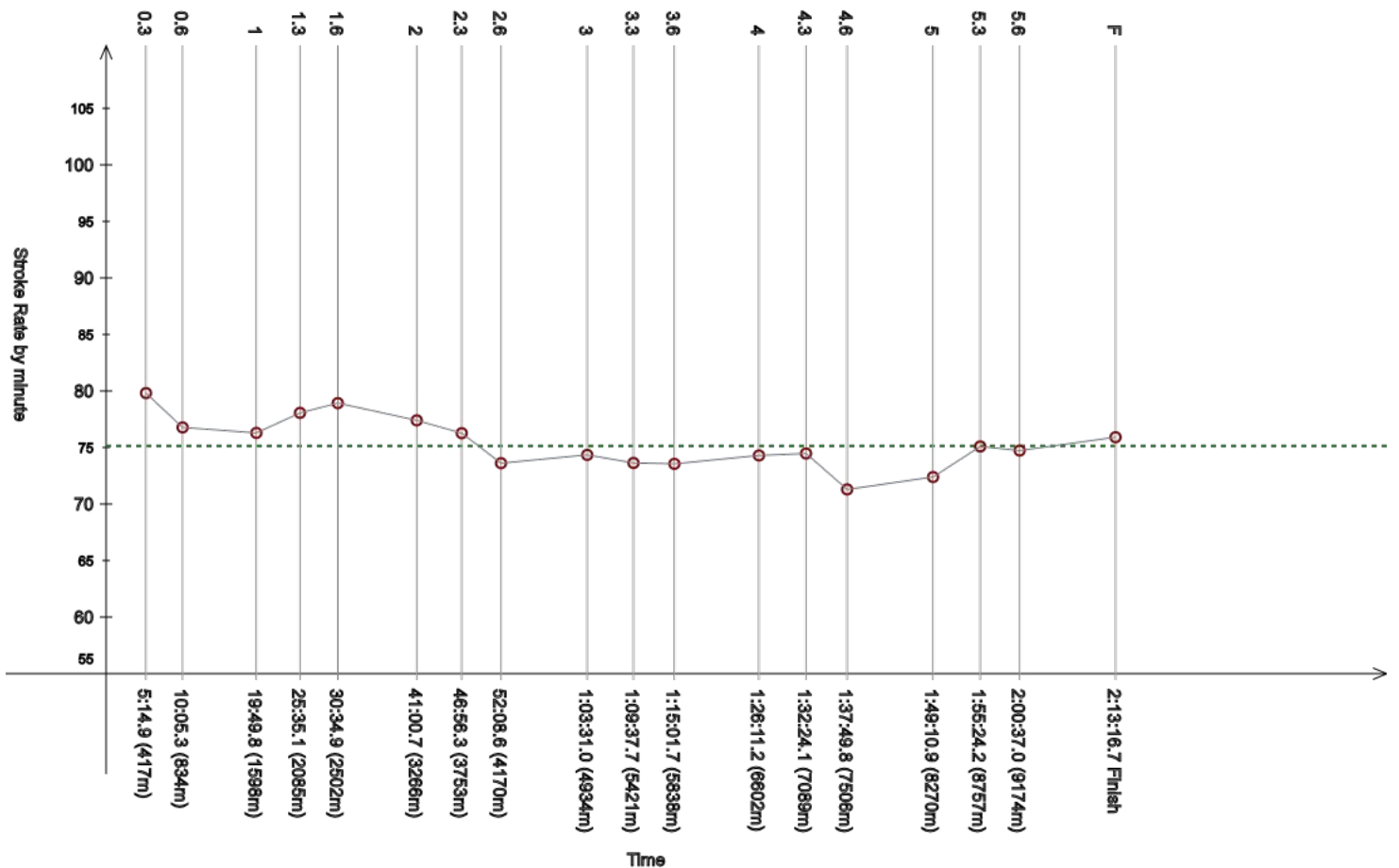
Legend:			
+	Gap or time behind	++	One minute or more behind in split time
F	Finish	SPM	Average strokes per minute
- - -	Stroke Rate Average	STC	Total strokes

Official Timekeeping by OMEGA

Event 101
15 JUL 2023 - 8:00
10km Women
10km - femmes
Race Analysis
 Analyse de la course

Rank	Bib	Name	NAT Code	Finish Time	Gap
44	59	TASZHANOVA Diana	KAZ	2:13:16.7	+10:42.7

Lap	Time	Rank	Gap	SPM	Lap	Time	Rank	Gap	SPM	Lap	Time	Rank	Gap	SPM	SPM	STC
0.3	5:14.9	(=54)	+31.6	79.8	0.6	10:05.3	(49)	+39.7	76.8	1	19:49.8	(49)	+37.6	76.3		
						4:50.4					9:44.5					
1.3	25:35.1	(47)	+42.5	78.1	1.6	30:34.9	(44)	+57.6	78.9	2	41:00.7	(45)	++	77.4		
	5:45.3					4:59.8					10:25.8					
2.3	46:56.3	(44)	++	76.3	2.6	52:08.6	(46)	++	73.6	3	1:03:31.0	(45)	++	74.4		
	5:55.6					5:12.3					11:22.4				75.1	10139
3.3	1:09:37.7	(44)	++	73.6	3.6	1:15:01.7	(44)	++	73.6	4	1:26:11.2	(44)	++	74.3		
	6:06.7					5:24.0					11:09.5					
4.3	1:32:24.1	(41)	++	74.5	4.6	1:37:49.8	(45)	++	71.3	5	1:49:10.9	(43)	++	72.4		
	6:12.9					5:25.7					11:21.1					
5.3	1:55:24.2	(45)	++	75.1	5.6	2:00:37.0	(45)	++	74.7	F	2:13:16.7	(=44)	++	75.9		
	6:13.3					5:12.8					12:39.7					



Legend:	+ Gap or time behind	++ One minute or more behind in split time	--- Stroke Rate Average
F Finish	SPM Average strokes per minute	STC Total strokes	

Official Timekeeping by OMEGA

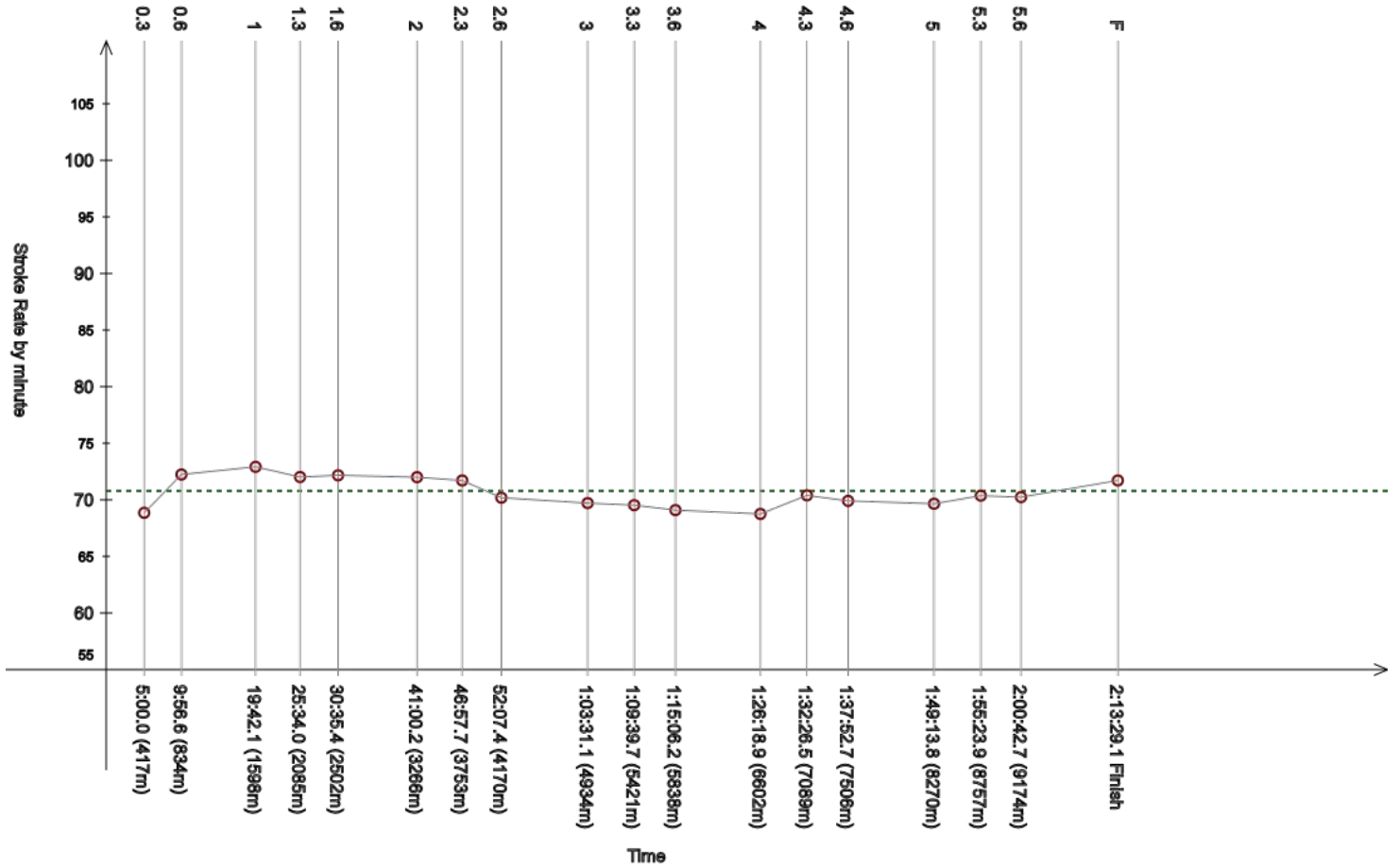
Event 101
15 JUL 2023 - 8:00

10km Women
10km - femmes

Race Analysis

Analyse de la course

Rank	Bib	Name	NAT Code					Finish Time	Gap							
46	53	KARIM Nadine	EGY					2:13:29.1	+10:55.1							
Lap	Time	Rank	Gap	SPM	Lap	Time	Rank	Gap	SPM	Lap	Time	Rank	Gap	SPM	SPM	STC
0.3	5:00.0	(40)	+16.7	68.9	0.6	9:56.6	(43)	+31.0	72.2	1	19:42.1	(43)	+29.9	72.9		
						4:56.6					9:45.5					
1.3	25:34.0	(45)	+41.4	72.0	1.6	30:35.4	(45)	+58.1	72.2	2	41:00.2	(44)	++	72.0		
	5:51.9					5:01.4					10:24.8					
2.3	46:57.7	(45)	++	71.7	2.6	52:07.4	(45)	++	70.2	3	1:03:31.1	(46)	++	69.7		
	5:57.5					5:09.7					11:23.7				70.8	9505
3.3	1:09:39.7	(46)	++	69.5	3.6	1:15:06.2	(47)	++	69.1	4	1:26:18.9	(47)	++	68.8		
	6:08.6					5:26.5					11:12.7					
4.3	1:32:26.5	(44)	++	70.4	4.6	1:37:52.7	(46)	++	69.9	5	1:49:13.8	(46)	++	69.7		
	6:07.6					5:26.2					11:21.1					
5.3	1:55:23.9	(44)	++	70.4	5.6	2:00:42.7	(46)	++	70.2	F	2:13:29.1	(46)	++	71.7		
	6:10.1					5:18.8					12:46.4					



Legend:	+ Gap or time behind	++ One minute or more behind in split time	--- Stroke Rate Average
F Finish	SPM Average strokes per minute	STC Total strokes	

Official Timekeeping by OMEGA

Event 101
15 JUL 2023 - 8:00

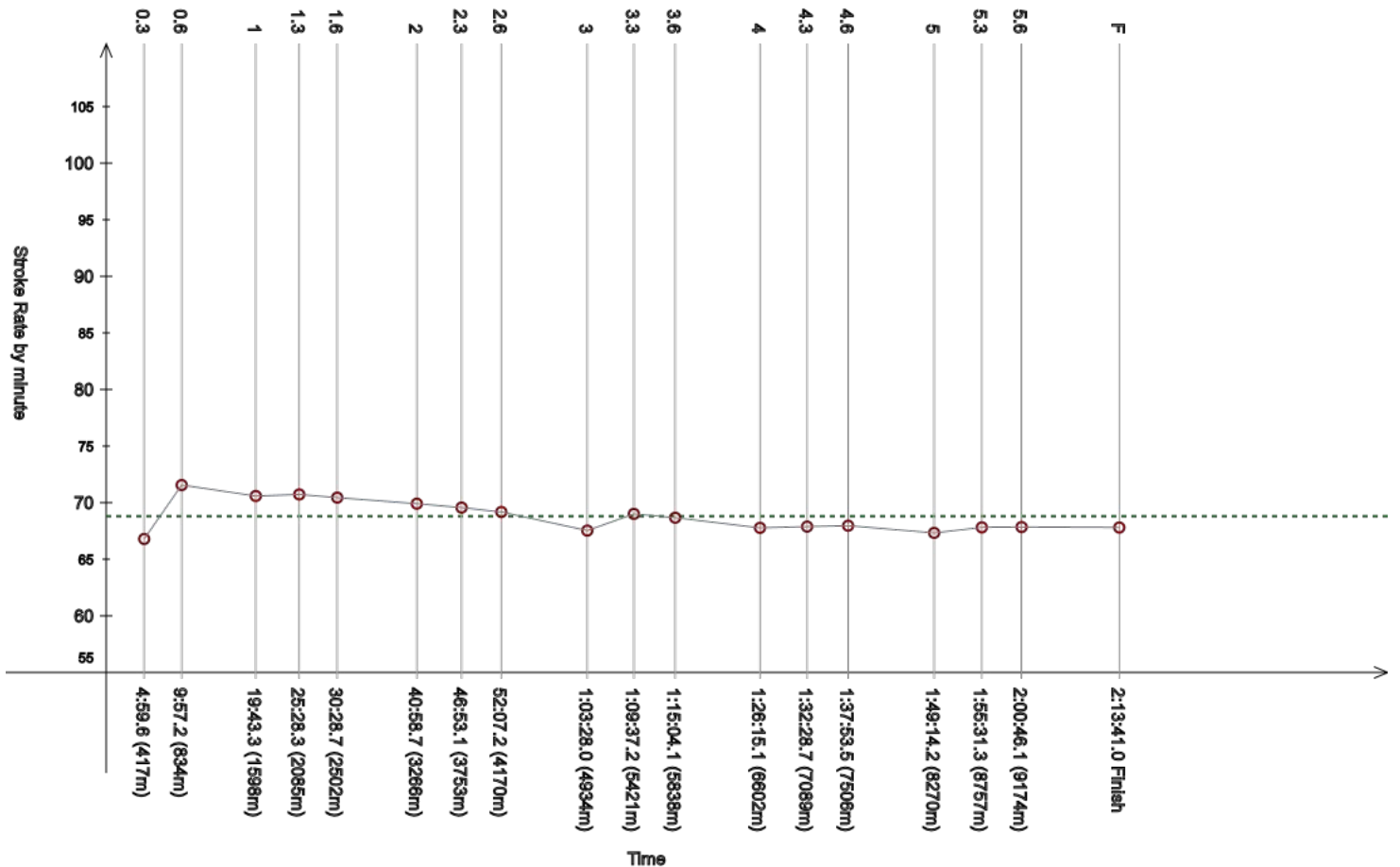
10km Women
10km - femmes

Race Analysis

Analyse de la course

Rank	Bib	Name	NAT Code	Finish Time	Gap
47	42	LEE Jeongmin	KOR	2:13:41.0	+11:07.0

Lap	Time	Rank	Gap	SPM	Lap	Time	Rank	Gap	SPM	Lap	Time	Rank	Gap	SPM	SPM	STC
0.3	4:59.6	(=38)	+16.3	66.8	0.6	9:57.2	(44)	+31.6	71.6	1	19:43.3	(44)	+31.1	70.6		
						4:57.6					9:46.1					
1.3	25:28.3	(43)	+35.7	70.7	1.6	30:28.7	(43)	+51.4	70.5	2	40:58.7	(43)	++	69.9		
	5:45.0					5:00.4					10:30.0					
2.3	46:53.1	(43)	++	69.6	2.6	52:07.2	(44)	++	69.2	3	1:03:28.0	(43)	++	67.5		
	5:54.4					5:14.1					11:20.8				68.8	9220
3.3	1:09:37.2	(43)	++	69.0	3.6	1:15:04.1	(46)	++	68.7	4	1:26:15.1	(46)	++	67.8		
	6:09.2					5:26.9					11:11.0					
4.3	1:32:28.7	(45)	++	67.9	4.6	1:37:53.5	(47)	++	68.0	5	1:49:14.2	(47)	++	67.3		
	6:13.6					5:24.8					11:20.7					
5.3	1:55:31.3	(47)	++	67.8	5.6	2:00:46.1	(47)	++	67.9	F	2:13:41.0	(47)	++	67.8		
	6:17.1					5:14.8					12:54.9					



Legend:	+ Gap or time behind	++ One minute or more behind in split time	- - - Stroke Rate Average
F Finish	SPM Average strokes per minute	STC Total strokes	

Official Timekeeping by OMEGA

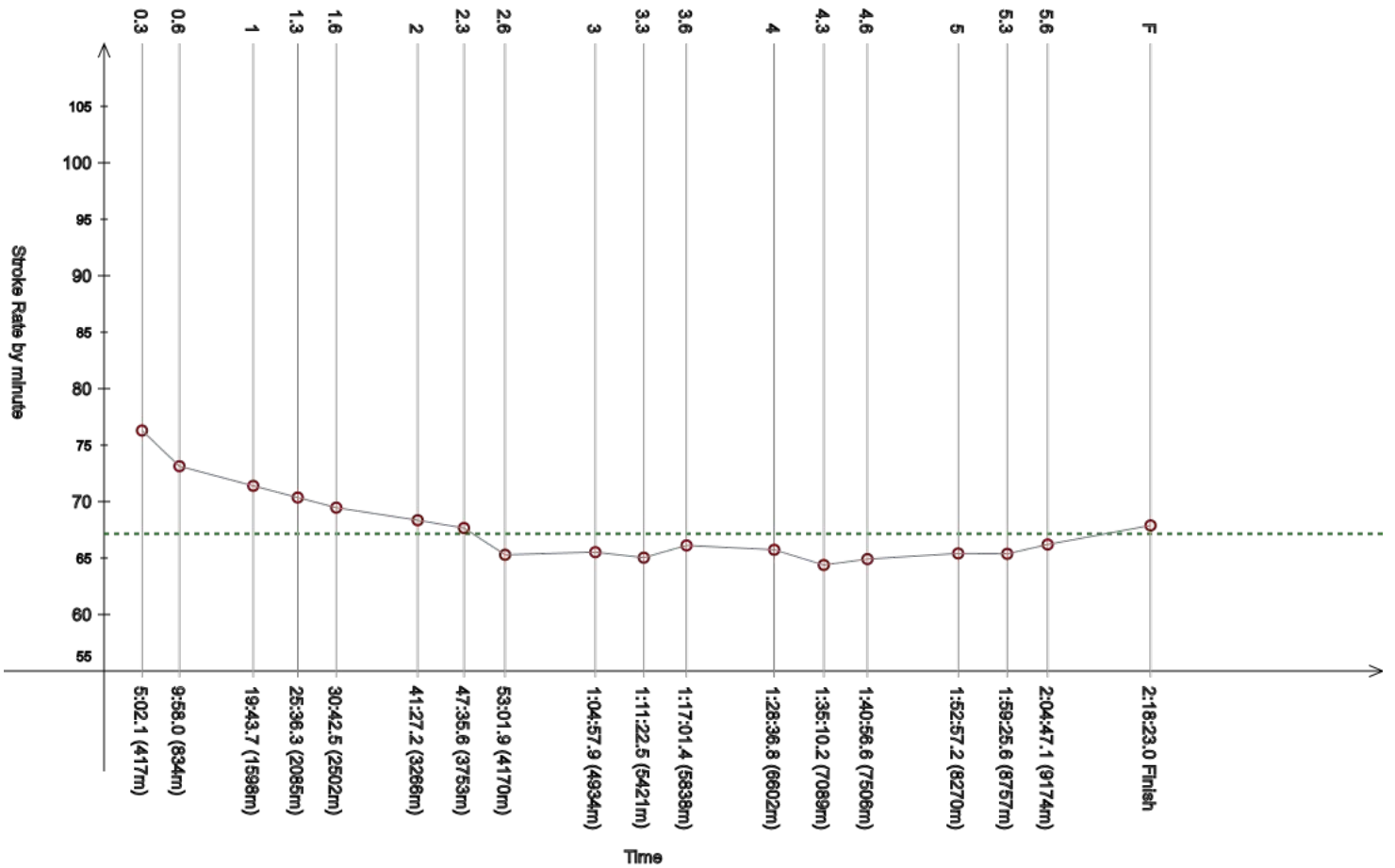
Event 101
15 JUL 2023 - 8:00

10km Women
10km - femmes

Race Analysis Analyse de la course

Rank	Bib	Name	NAT Code	Finish Time	Gap
48	28	CHOOPONG Pimpun	THA	2:18:23.0	+15:49.0

Lap	Time	Rank	Gap	SPM	Lap	Time	Rank	Gap	SPM	Lap	Time	Rank	Gap	SPM	SPM	STC
0.3	5:02.1	(42)	+18.8	76.3	0.6	9:58.0	(47)	+32.4	73.1	1	19:43.7	(45)	+31.5	71.4		
						4:55.9					9:45.7					
1.3	25:36.3	(48)	+43.7	70.4	1.6	30:42.5	(48)	++	69.5	2	41:27.2	(48)	++	68.4		
	5:52.6					5:06.2					10:44.7					
2.3	47:35.6	(48)	++	67.7	2.6	53:01.9	(48)	++	65.3	3	1:04:57.9	(48)	++	65.5		
	6:08.4					5:26.3					11:56.0				67.2	9365
3.3	1:11:22.5	(48)	++	65.0	3.6	1:17:01.4	(48)	++	66.1	4	1:28:36.8	(48)	++	65.7		
	6:24.6					5:38.9					11:35.4					
4.3	1:35:10.2	(46)	++	64.4	4.6	1:40:56.6	(48)	++	64.9	5	1:52:57.2	(48)	++	65.4		
	6:33.4					5:46.4					12:00.6					
5.3	1:59:25.6	(48)	++	65.4	5.6	2:04:47.1	(48)	++	66.2	F	2:18:23.0	(48)	++	67.9		
	6:28.4					5:21.5					13:35.9					

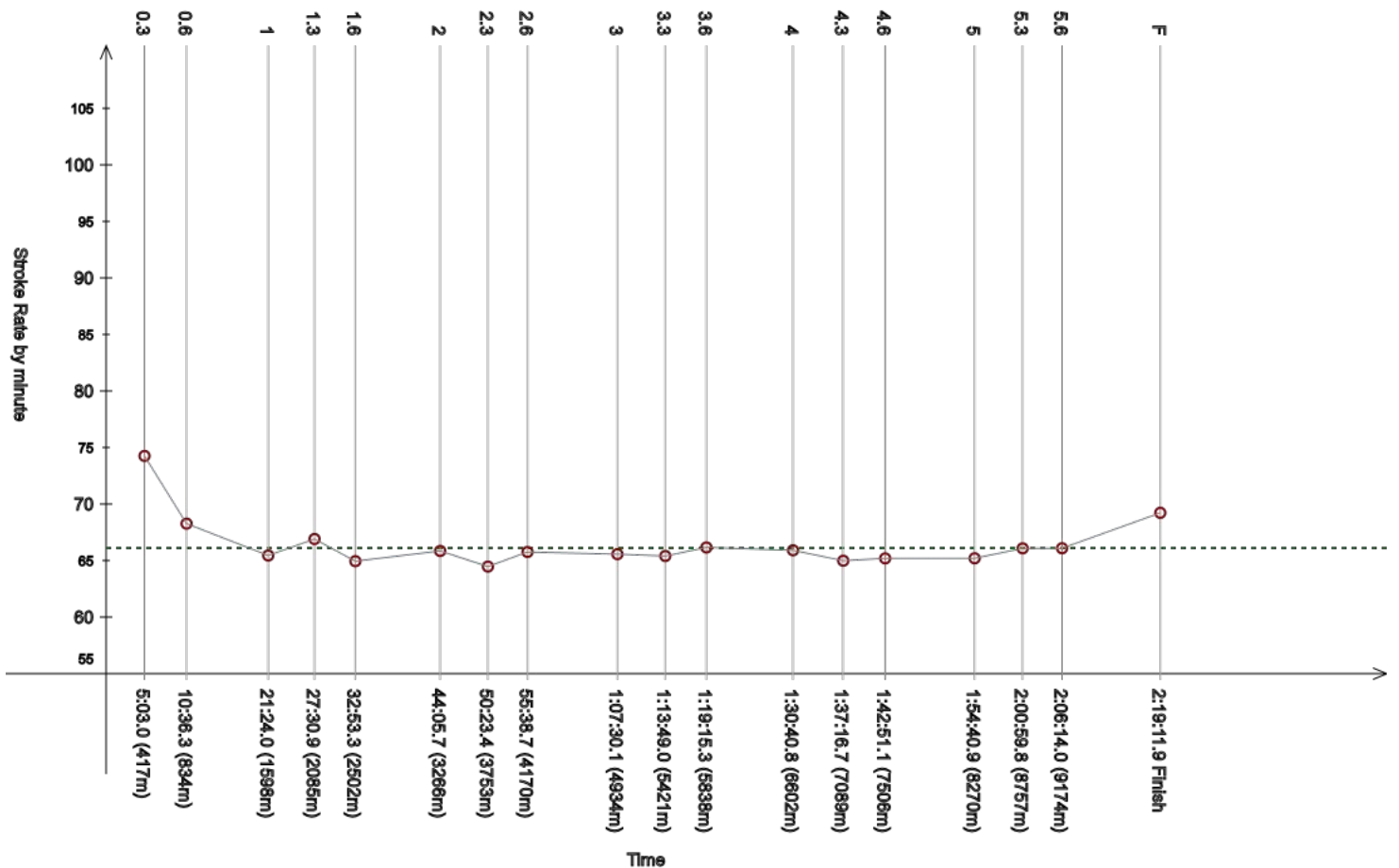


Legend:	+ Gap or time behind	++ One minute or more behind in split time	--- Stroke Rate Average
F Finish	SPM Average strokes per minute	STC Total strokes	

Official Timekeeping by OMEGA

Event 101
15 JUL 2023 - 8:00
10km Women
10km - femmes
Race Analysis
 Analyse de la course

Rank	Bib	Name	NAT Code					Finish Time	Gap						
49	49	SCHWENGLER Britta	ARU					2:19:11.9	+16:37.9						
Lap	Time	Rank	Gap	SPM	Lap	Time	Rank	Gap	SPM	Lap	Time	Rank	Gap	SPM	STC
0.3	5:03.0	(44)	+19.7	74.3	0.6	10:36.3	(55)	++	68.3	1	21:24.0	(54)	++	65.5	
						5:33.3					10:47.7				
1.3	27:30.9	(54)	++	66.9	1.6	32:53.3	(54)	++	65.0	2	44:05.7	(53)	++	65.9	
	6:06.9					5:22.4					11:12.4				
2.3	50:23.4	(53)	++	64.5	2.6	55:38.7	(53)	++	65.8	3	1:07:30.1	(53)	++	65.6	
	6:17.7					5:15.3					11:51.4				
3.3	1:13:49.0	(53)	++	65.4	3.6	1:19:15.3	(52)	++	66.2	4	1:30:40.8	(51)	++	65.9	66.1
	6:18.9					5:26.3					11:25.5				9274
4.3	1:37:16.7	(49)	++	65.0	4.6	1:42:51.1	(51)	++	65.2	5	1:54:40.9	(49)	++	65.2	
	6:35.9					5:34.4					11:49.8				
5.3	2:00:59.8	(50)	++	66.1	5.6	2:06:14.0	(49)	++	66.1	F	2:19:11.9	(49)	++	69.2	
	6:18.9					5:14.2					12:57.9				



Legend:	+ Gap or time behind	++ One minute or more behind in split time	--- Stroke Rate Average
F Finish	SPM Average strokes per minute	STC Total strokes	

Official Timekeeping by OMEGA

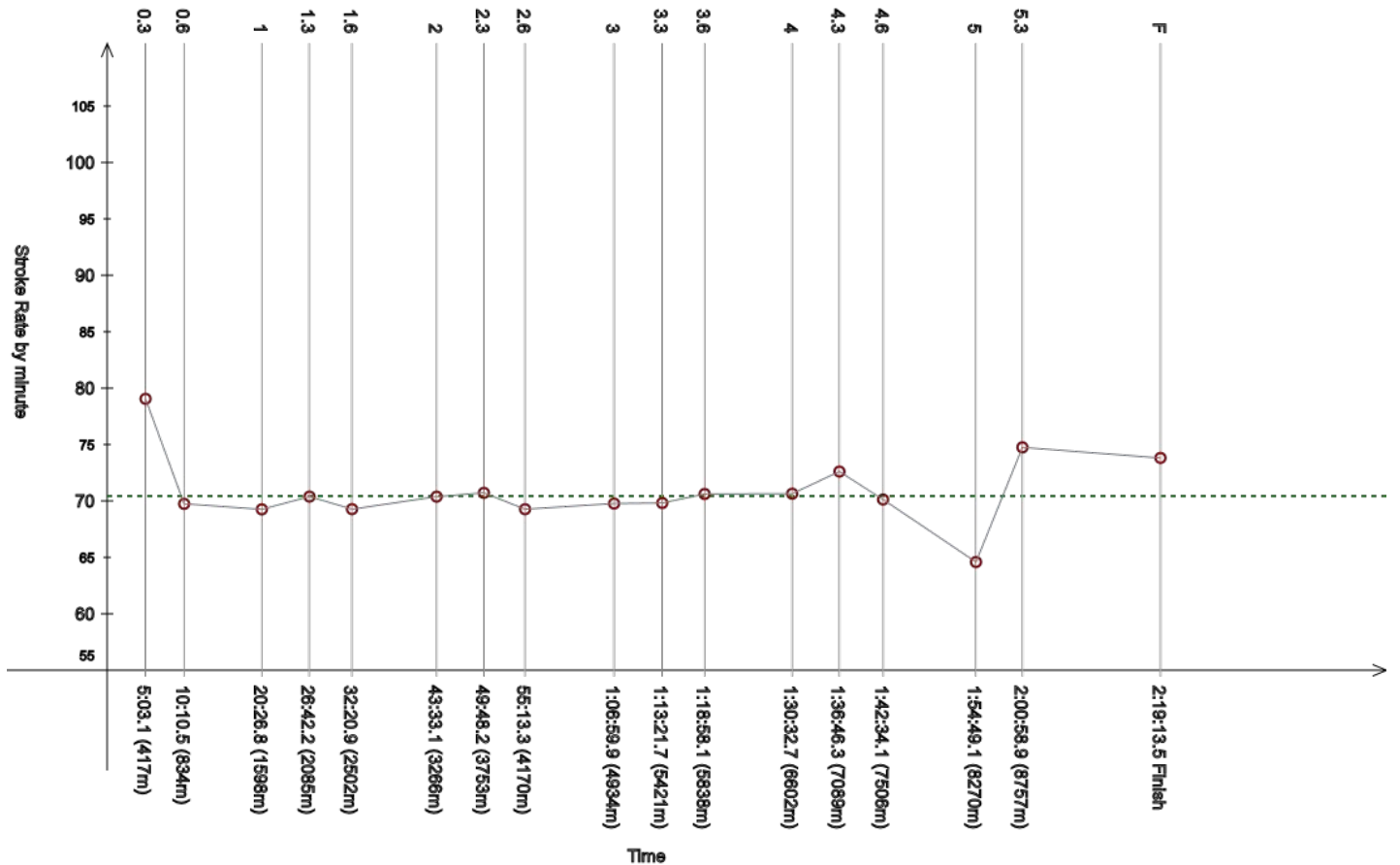
Event 101
15 JUL 2023 - 8:00

10km Women
10km - femmes

Race Analysis

Analyse de la course

Rank	Bib Name					NAT Code					Finish Time					Gap
50	52 ZELINSKAYA Anastasiya					UZB					2:19:13.5					+16:39.5
Lap	Time	Rank	Gap	SPM	Lap	Time	Rank	Gap	SPM	Lap	Time	Rank	Gap	SPM	SPM	STC
0.3	5:03.1	(45)	+19.8	79.1	0.6	10:10.5	(51)	+44.9	69.8	1	20:26.8	(50)	++	69.3		
						5:07.4					10:16.3					
1.3	26:42.2	(50)	++	70.4	1.6	32:20.9	(50)	++	69.3	2	43:33.1	(51)	++	70.4		
	6:15.4					5:38.7					11:12.2					
2.3	49:48.2	(51)	++	70.7	2.6	55:13.3	(51)	++	69.3	3	1:06:59.9	(51)	++	69.8		
	6:15.1					5:25.1					11:46.6				70.4	9881
3.3	1:13:21.7	(50)	++	69.8	3.6	1:18:58.1	(50)	++	70.6	4	1:30:32.7	(50)	++	70.7		
	6:21.8					5:36.4					11:34.6					
4.3	1:36:46.3	(47)	++	72.6	4.6	1:42:34.1	(50)	++	70.1	5	1:54:49.1	(50)	++	64.6		
	6:13.6					5:47.8					12:15.0					
5.3	2:00:58.9	(49)	++	74.8	5.6	-	-	-	-	F	2:19:13.5	(50)	++	73.8		
	6:09.8					-					-					



Legend:	+ Gap or time behind	++ One minute or more behind in split time
	- Information not available	---- Stroke Rate Average
	F Finish	SPM Average strokes per minute
	STC Total strokes	

Official Timekeeping by OMEGA

Event 101
15 JUL 2023 - 8:00

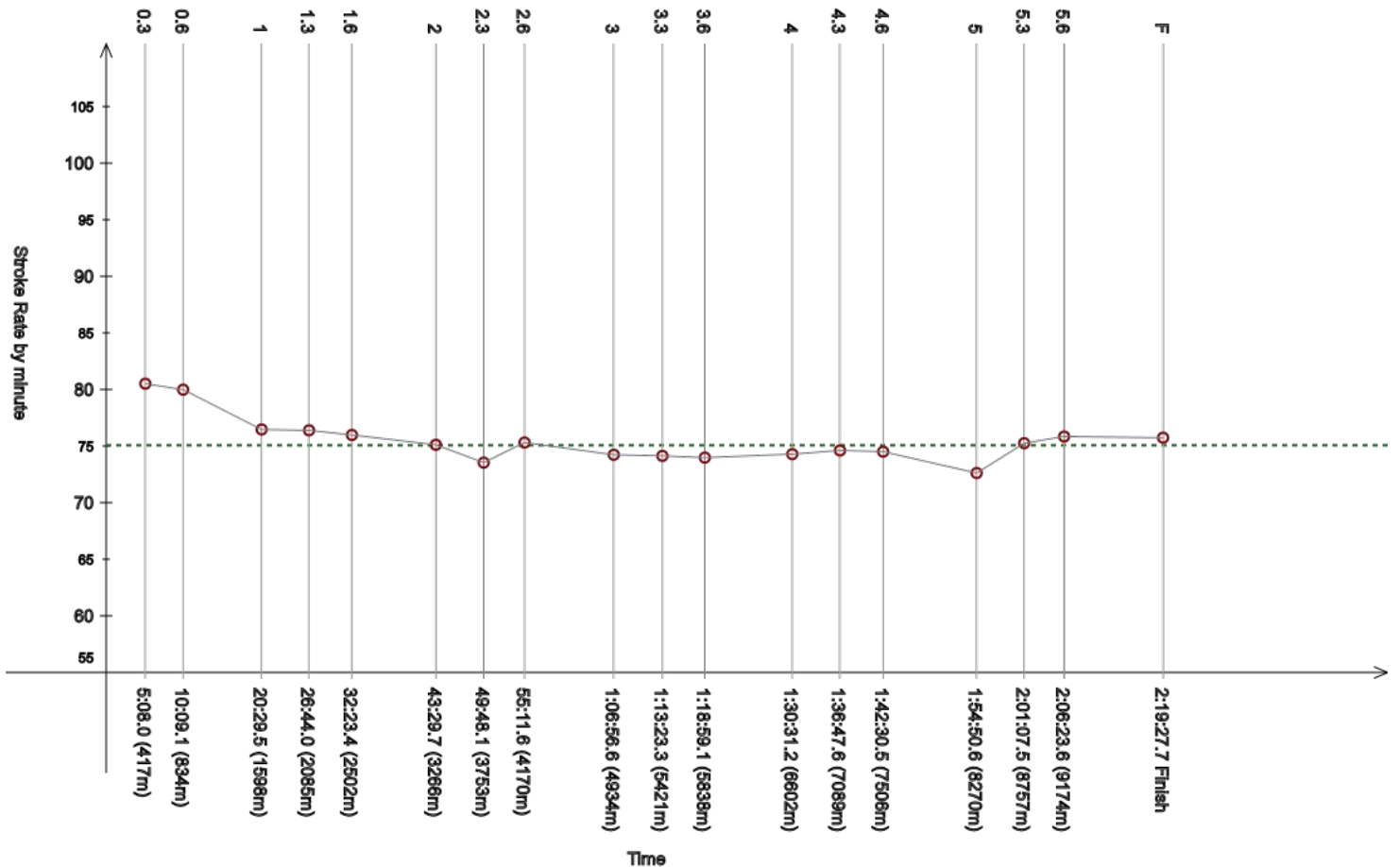
10km Women
10km - femmes

Race Analysis

Analyse de la course

Rank	Bib	Name	NAT Code	Finish Time	Gap
51	45	EARLE Tory	RSA	2:19:27.7	+16:53.7

Lap	Time	Rank	Gap	SPM	Lap	Time	Rank	Gap	SPM	Lap	Time	Rank	Gap	SPM	SPM	STC
0.3	5:08.0	(49)	+24.7	80.5	0.6	10:09.1	(50)	+43.5	80.0	1	20:29.5	(51)	++	76.5		
						5:01.1					10:20.4					
1.3	26:44.0	(51)	++	76.4	1.6	32:23.4	(51)	++	76.0	2	43:29.7	(50)	++	75.1		
	6:14.5					5:39.4					11:06.3					
2.3	49:48.1	(50)	++	73.5	2.6	55:11.6	(50)	++	75.3	3	1:06:56.6	(50)	++	74.2		
	6:18.4					5:23.5					11:45.0				75.1	10560
3.3	1:13:23.3	(51)	++	74.1	3.6	1:18:59.1	(51)	++	74.0	4	1:30:31.2	(49)	++	74.3		
	6:26.7					5:35.8					11:32.1					
4.3	1:36:47.6	(48)	++	74.6	4.6	1:42:30.5	(49)	++	74.5	5	1:54:50.6	(51)	++	72.6		
	6:16.4					5:42.9					12:20.1					
5.3	2:01:07.5	(51)	++	75.3	5.6	2:06:23.6	(50)	++	75.9	F	2:19:27.7	(51)	++	75.7		
	6:16.9					5:16.1					13:04.1					



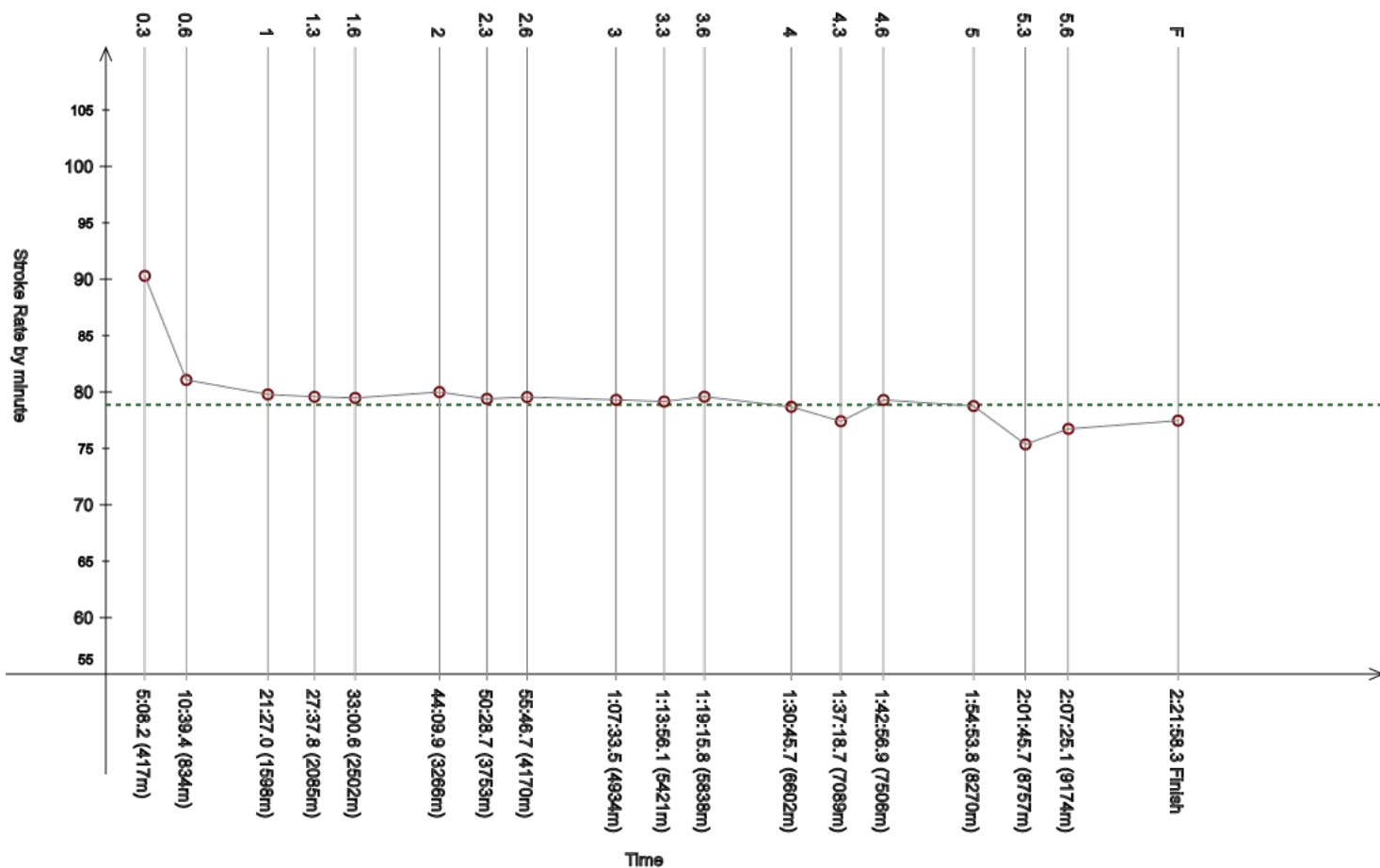
Legend:	+ Gap or time behind	++ One minute or more behind in split time	--- Stroke Rate Average
F Finish	SPM Average strokes per minute	STC Total strokes	

Official Timekeeping by OMEGA

Event 101
15 JUL 2023 - 8:00
10km Women
10km - femmes
Race Analysis
 Analyse de la course

Rank	Bib	Name	NAT Code	Finish Time	Gap
52	24	PORRES Maria	GUA	2:21:58.3	+19:24.3

Lap	Time	Rank	Gap	SPM	Lap	Time	Rank	Gap	SPM	Lap	Time	Rank	Gap	SPM	SPM	STC
0.3	5:08.2	(50)	+24.9	90.3	0.6	10:39.4	(57)	++	81.1	1	21:27.0	(=55)	++	79.8		
						5:31.2					10:47.6					
1.3	27:37.8	(55)	++	79.6	1.6	33:00.6	(55)	++	79.5	2	44:09.9	(54)	++	80.0		
	6:10.8					5:22.8					11:09.3					
2.3	50:28.7	(55)	++	79.4	2.6	55:46.7	(55)	++	79.6	3	1:07:33.5	(54)	++	79.3		
	6:18.8					5:18.0					11:46.8				78.9	11231
3.3	1:13:56.1	(54)	++	79.2	3.6	1:19:15.8	(53)	++	79.6	4	1:30:45.7	(52)	++	78.7		
	6:22.6					5:19.7					11:29.9					
4.3	1:37:18.7	(50)	++	77.4	4.6	1:42:56.9	(52)	++	79.3	5	1:54:53.8	(52)	++	78.8		
	6:33.0					5:38.2					11:56.9					
5.3	2:01:45.7	(52)	++	75.4	5.6	2:07:25.1	(51)	++	76.7	F	2:21:58.3	(52)	++	77.5		
	6:51.9					5:39.4					14:33.2					



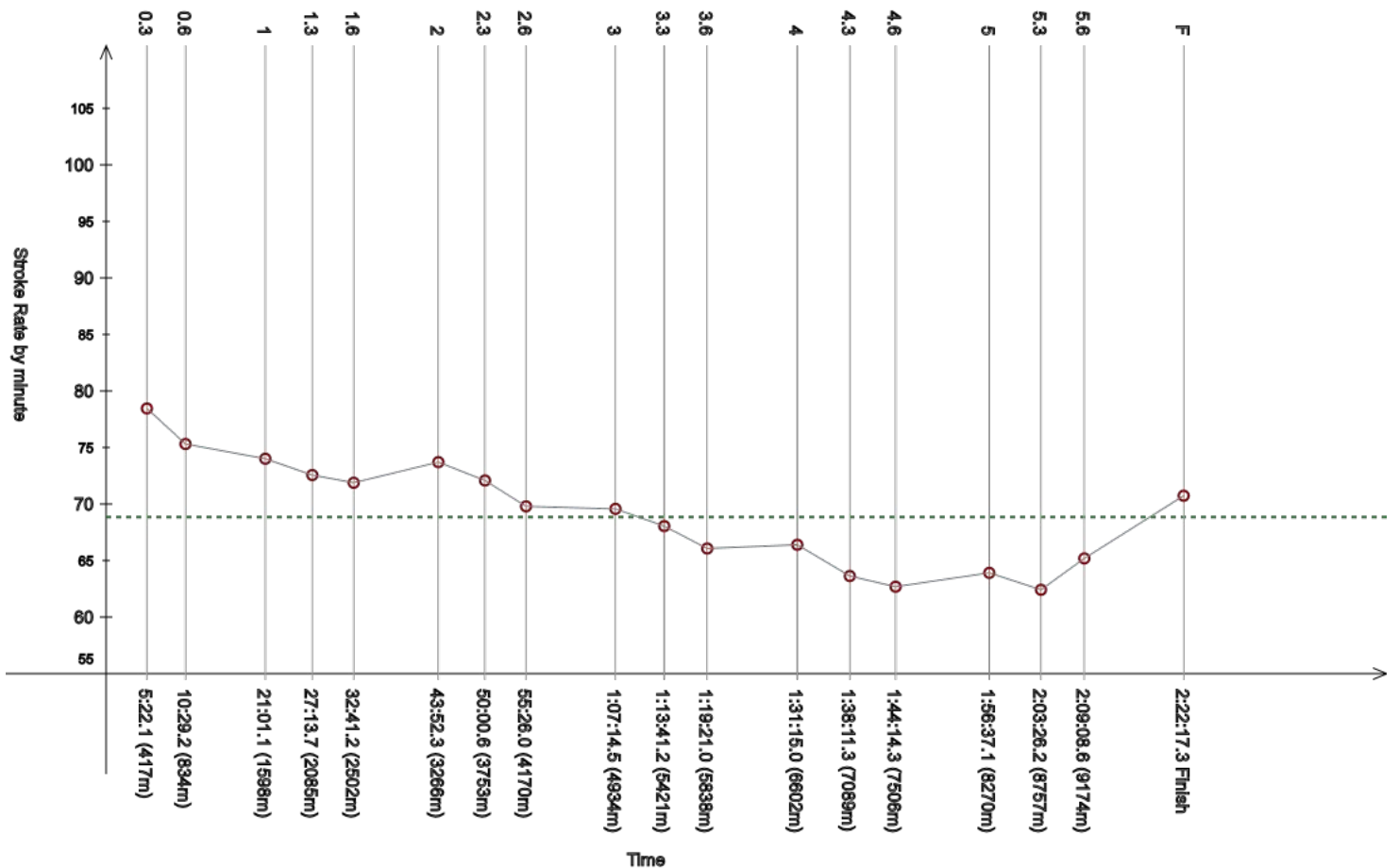
Legend:			
+	Gap or time behind	++	One minute or more behind in split time
F	Finish	SPM	Average strokes per minute
- - -	Stroke Rate Average	STC	Total strokes

Official Timekeeping by OMEGA

Event 101
15 JUL 2023 - 8:00
10km Women
10km - femmes
Race Analysis
 Analyse de la course

Rank	Bib	Name	NAT Code	Finish Time	Gap
53	36	CHAROENSUP Thitirat	THA	2:22:17.3	+19:43.3

Lap	Time	Rank	Gap	SPM	Lap	Time	Rank	Gap	SPM	Lap	Time	Rank	Gap	SPM	SPM	STC
0.3	5:22.1	(57)	+38.8	78.5	0.6	10:29.2	(53)	++	75.3	1	21:01.1	(52)	++	74.0		
						5:07.1					10:31.9					
1.3	27:13.7	(52)	++	72.6	1.6	32:41.2	(52)	++	71.9	2	43:52.3	(52)	++	73.7		
	6:12.6					5:27.5					11:11.1					
2.3	50:00.6	(52)	++	72.1	2.6	55:26.0	(52)	++	69.8	3	1:07:14.5	(52)	++	69.6		
	6:08.3					5:25.4					11:48.5				68.9	9898
3.3	1:13:41.2	(52)	++	68.1	3.6	1:19:21.0	(54)	++	66.1	4	1:31:15.0	(53)	++	66.4		
	6:26.7					5:39.8					11:54.0					
4.3	1:38:11.3	(51)	++	63.6	4.6	1:44:14.3	(53)	++	62.7	5	1:56:37.1	(53)	++	63.9		
	6:56.3					6:03.0					12:22.8					
5.3	2:03:26.2	(53)	++	62.4	5.6	2:09:08.6	(52)	++	65.2	F	2:22:17.3	(53)	++	70.7		
	6:49.1					5:42.4					13:08.7					



Legend:	+ Gap or time behind	++ One minute or more behind in split time	--- Stroke Rate Average
F Finish	SPM Average strokes per minute	STC Total strokes	

Official Timekeeping by OMEGA

Event 101
15 JUL 2023 - 8:00

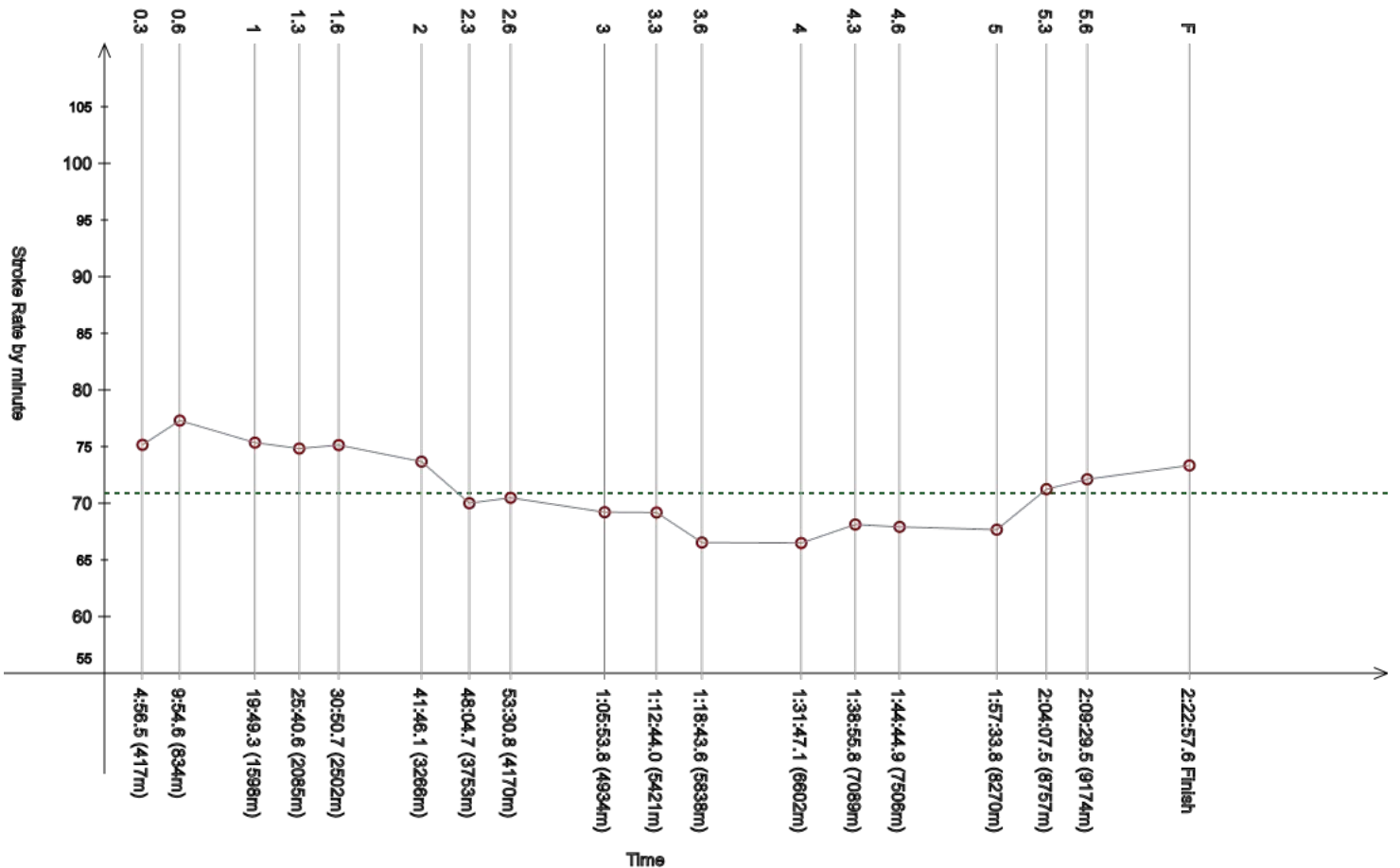
10km Women
10km - femmes

Race Analysis

Analyse de la course

Rank	Bib	Name	NAT Code	Finish Time	Gap
54	47	FEDOTOVA Mariya	KAZ	2:22:57.6	+20:23.6

Lap	Time	Rank	Gap	SPM	Lap	Time	Rank	Gap	SPM	Lap	Time	Rank	Gap	SPM	SPM	STC
0.3	4:56.5	(=33)	+13.2	75.2	0.6	9:54.6	(40)	+29.0	77.3	1	19:49.3	(48)	+37.1	75.4		
						4:58.1					9:54.7					
1.3	25:40.6	(49)	+48.0	74.8	1.6	30:50.7	(49)	++	75.1	2	41:46.1	(49)	++	73.7		
	5:51.3					5:10.1					10:55.4					
2.3	48:04.7	(49)	++	70.0	2.6	53:30.8	(49)	++	70.5	3	1:05:53.8	(49)	++	69.2		
	6:18.6					5:26.1					12:23.0				70.9	10188
3.3	1:12:44.0	(49)	++	69.2	3.6	1:18:43.6	(49)	++	66.5	4	1:31:47.1	(54)	++	66.5		
	6:50.2					5:59.6					13:03.5					
4.3	1:38:55.8	(52)	++	68.1	4.6	1:44:44.9	(54)	++	67.9	5	1:57:33.8	(56)	++	67.7		
	7:08.7					5:49.1					12:48.9					
5.3	2:04:07.5	(54)	++	71.2	5.6	2:09:29.5	(53)	++	72.1	F	2:22:57.6	(54)	++	73.3		
	6:33.7					5:22.0					13:28.1					



Legend:	+ Gap or time behind	++ One minute or more behind in split time	- - - Stroke Rate Average
F Finish	SPM Average strokes per minute	STC Total strokes	

Official Timekeeping by OMEGA

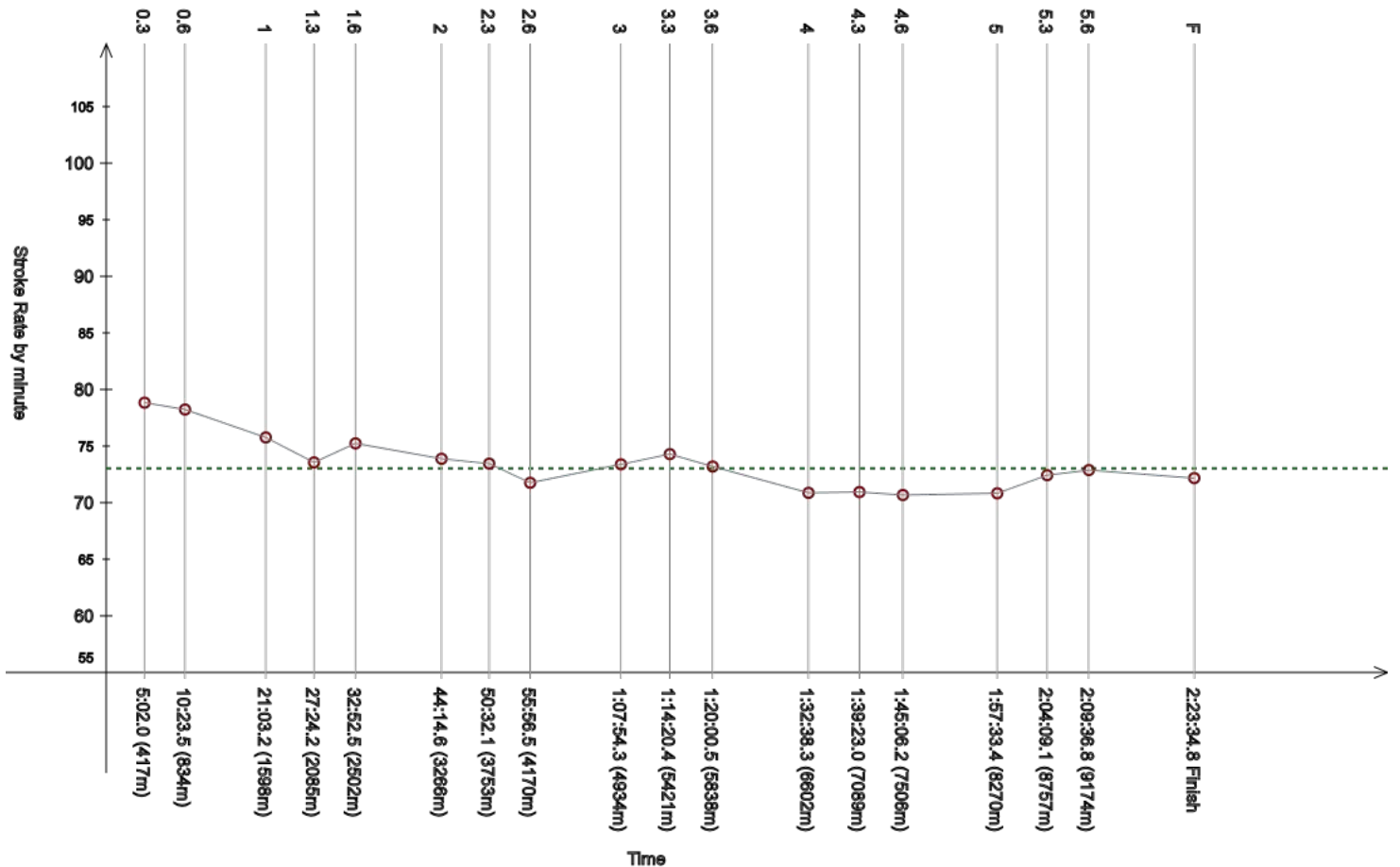
Event 101
15 JUL 2023 - 8:00

10km Women
10km - femmes

Race Analysis

Analyse de la course

Rank	Bib Name				NAT Code					Finish Time					Gap	
55	7 GUADAMURO Mariela				PUR					2:23:34.8					+21:00.8	
Lap	Time	Rank	Gap	SPM	Lap	Time	Rank	Gap	SPM	Lap	Time	Rank	Gap	SPM	SPM	STC
0.3	5:02.0	(41)	+18.7	78.8	0.6	10:23.5	(52)	+57.9	78.2	1	21:03.2	(53)	++	75.8		
						5:21.5					10:39.7					
1.3	27:24.2	(53)	++	73.6	1.6	32:52.5	(53)	++	75.2	2	44:14.6	(55)	++	73.9		
	6:21.0					5:28.3					11:22.1					
2.3	50:32.1	(56)	++	73.5	2.6	55:56.5	(56)	++	71.8	3	1:07:54.3	(56)	++	73.4		
	6:17.5					5:24.4					11:57.8				73.0	10575
3.3	1:14:20.4	(56)	++	74.3	3.6	1:20:00.5	(56)	++	73.2	4	1:32:38.3	(56)	++	70.9		
	6:26.1					5:40.1					12:37.8					
4.3	1:39:23.0	(54)	++	70.9	4.6	1:45:06.2	(56)	++	70.7	5	1:57:33.4	(55)	++	70.8		
	6:44.7					5:43.2					12:27.2					
5.3	2:04:09.1	(55)	++	72.4	5.6	2:09:36.8	(54)	++	72.9	F	2:23:34.8	(55)	++	72.2		
	6:35.7					5:27.7					13:58.0					



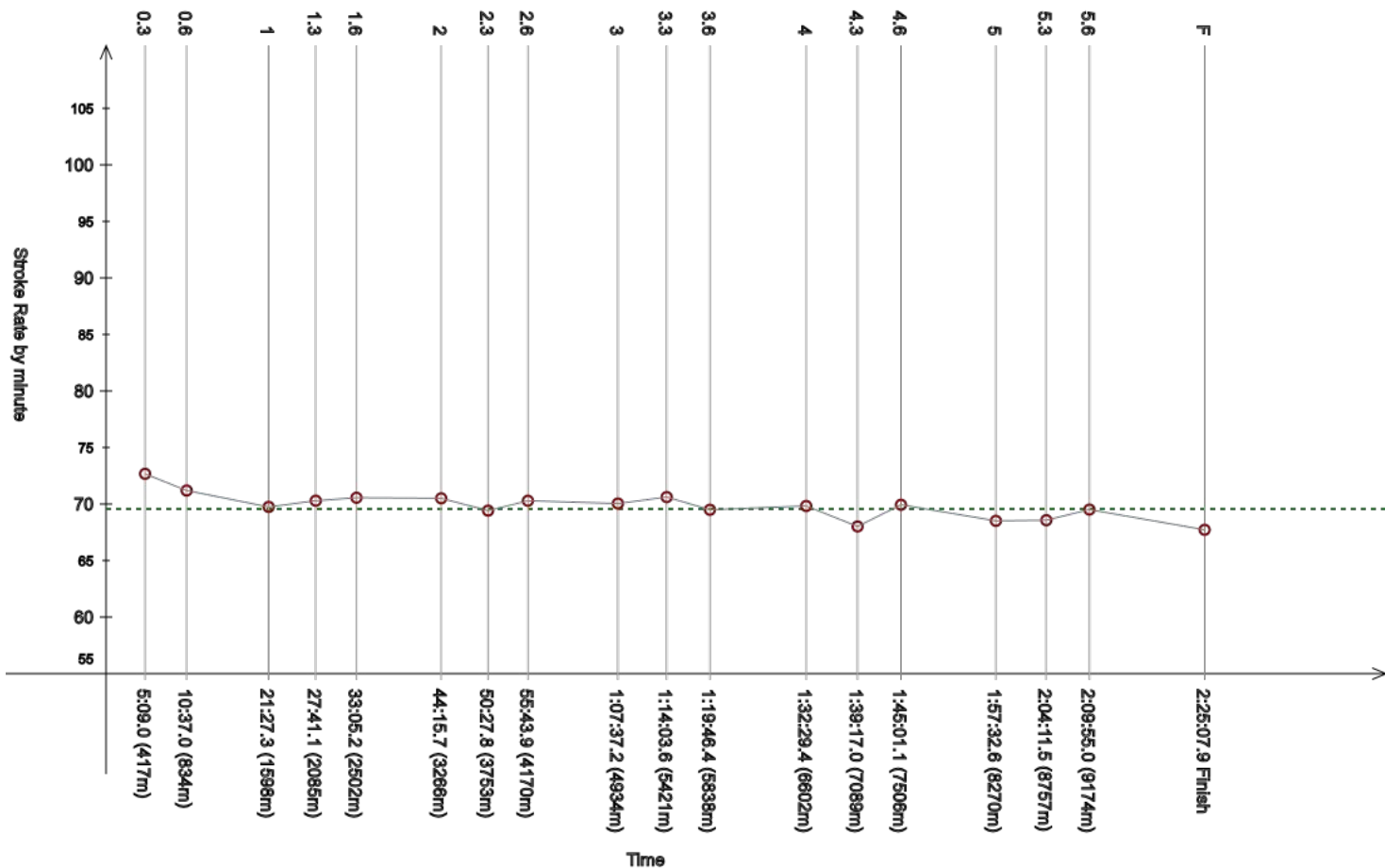
Legend:	+ Gap or time behind	++ One minute or more behind in split time	--- Stroke Rate Average
F Finish	SPM Average strokes per minute	STC Total strokes	

Official Timekeeping by OMEGA

Event 101
15 JUL 2023 - 8:00
10km Women
10km - femmes
Race Analysis
 Analyse de la course

Rank	Bib	Name	NAT Code	Finish Time	Gap
56	56	QUILES Alondra Itzel	PUR	2:25:07.9	+22:33.9

Lap	Time	Rank	Gap	SPM	Lap	Time	Rank	Gap	SPM	Lap	Time	Rank	Gap	SPM	SPM	STC
0.3	5:09.0	(52)	+25.7	72.7	0.6	10:37.0	(56)	++	71.2	1	21:27.3	(57)	++	69.8		
						5:28.0					10:50.3					
1.3	27:41.1	(56)	++	70.3	1.6	33:05.2	(56)	++	70.6	2	44:15.7	(56)	++	70.5		
	6:13.8					5:24.1					11:10.5					
2.3	50:27.8	(54)	++	69.4	2.6	55:43.9	(54)	++	70.3	3	1:07:37.2	(55)	++	70.1		
	6:12.1					5:16.1					11:53.3				69.6	10143
3.3	1:14:03.6	(55)	++	70.6	3.6	1:19:46.4	(55)	++	69.5	4	1:32:29.4	(55)	++	69.8		
	6:26.4					5:42.8					12:43.0					
4.3	1:39:17.0	(53)	++	68.0	4.6	1:45:01.1	(55)	++	69.9	5	1:57:32.6	(54)	++	68.5		
	6:47.6					5:44.1					12:31.5					
5.3	2:04:11.5	(56)	++	68.6	5.6	2:09:55.0	(55)	++	69.5	F	2:25:07.9	(56)	++	67.7		
	6:38.9					5:43.5					15:12.9					



Legend:	+ Gap or time behind	++ One minute or more behind in split time	--- Stroke Rate Average
F Finish	SPM Average strokes per minute	STC Total strokes	

Official Timekeeping by OMEGA

Event 101
15 JUL 2023 - 8:00

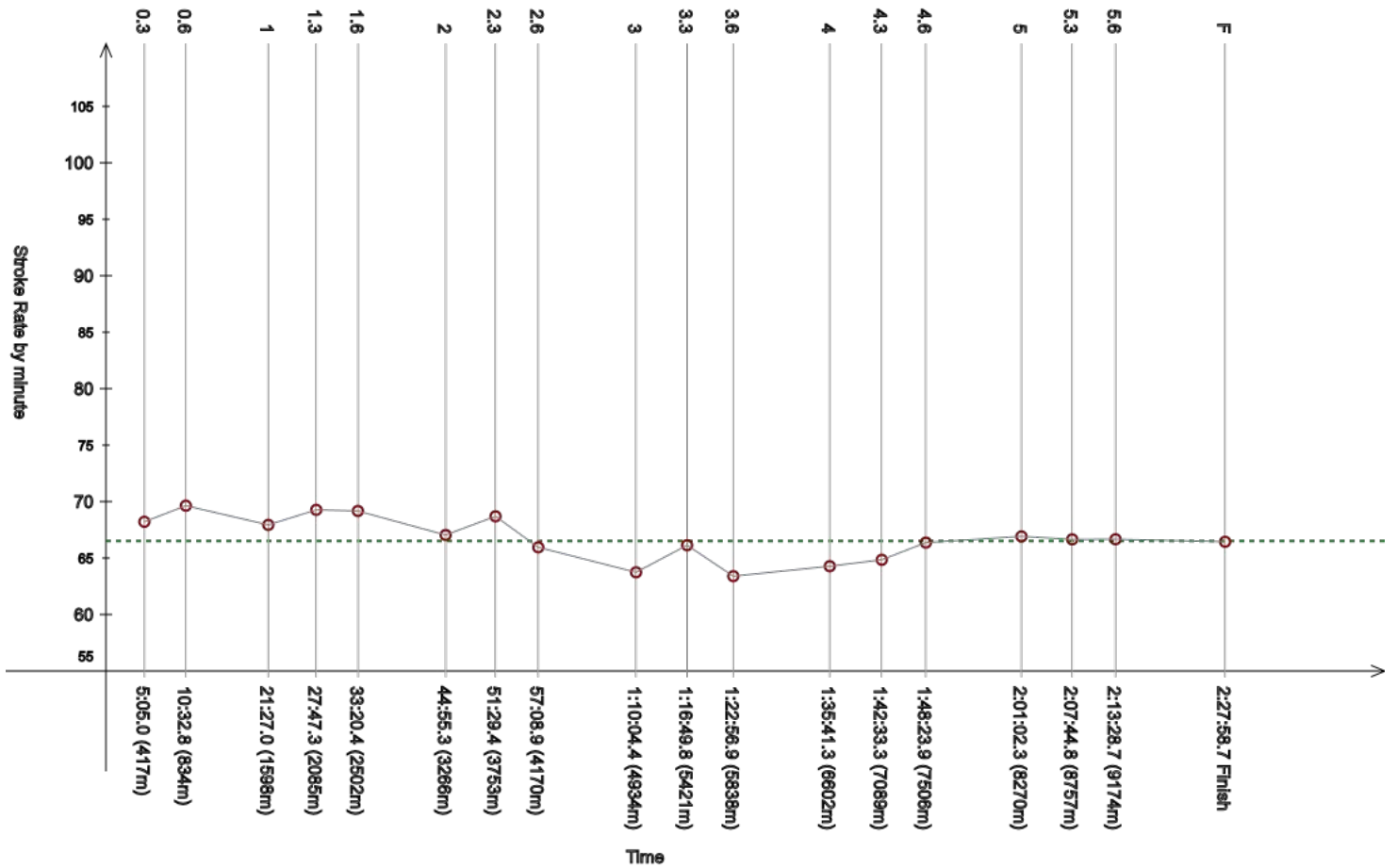
10km Women
10km - femmes

Race Analysis

Analyse de la course

Rank	Bib	Name	NAT Code	Finish Time	Gap
57	35	CHANDRA Ashmitha	IND	2:27:58.7	+25:24.7

Lap	Time	Rank	Gap	SPM	Lap	Time	Rank	Gap	SPM	Lap	Time	Rank	Gap	SPM	SPM	STC
0.3	5:05.0	(46)	+21.7	68.2	0.6	10:32.8	(54)	++	69.6	1	21:27.0	(=55)	++	67.9		
						5:27.8					10:54.2					
1.3	27:47.3	(57)	++	69.3	1.6	33:20.4	(57)	++	69.2	2	44:55.3	(57)	++	67.1		
	6:20.3					5:33.1					11:34.9					
2.3	51:29.4	(57)	++	68.7	2.6	57:08.9	(57)	++	66.0	3	1:10:04.4	(57)	++	63.7		
	6:34.1					5:39.5					12:55.5				66.5	9859
3.3	1:16:49.8	(57)	++	66.1	3.6	1:22:56.9	(57)	++	63.4	4	1:35:41.3	(57)	++	64.3		
	6:45.4					6:07.1					12:44.4					
4.3	1:42:33.3	(55)	++	64.9	4.6	1:48:23.9	(57)	++	66.4	5	2:01:02.3	(57)	++	66.9		
	6:52.0					5:50.6					12:38.4					
5.3	2:07:44.8	(57)	++	66.7	5.6	2:13:28.7	(56)	++	66.7	F	2:27:58.7	(57)	++	66.4		
	6:42.5					5:43.9					14:30.0					



Legend:	+ Gap or time behind	++ One minute or more behind in split time	--- Stroke Rate Average
F Finish	SPM Average strokes per minute	STC Total strokes	

Official Timekeeping by OMEGA

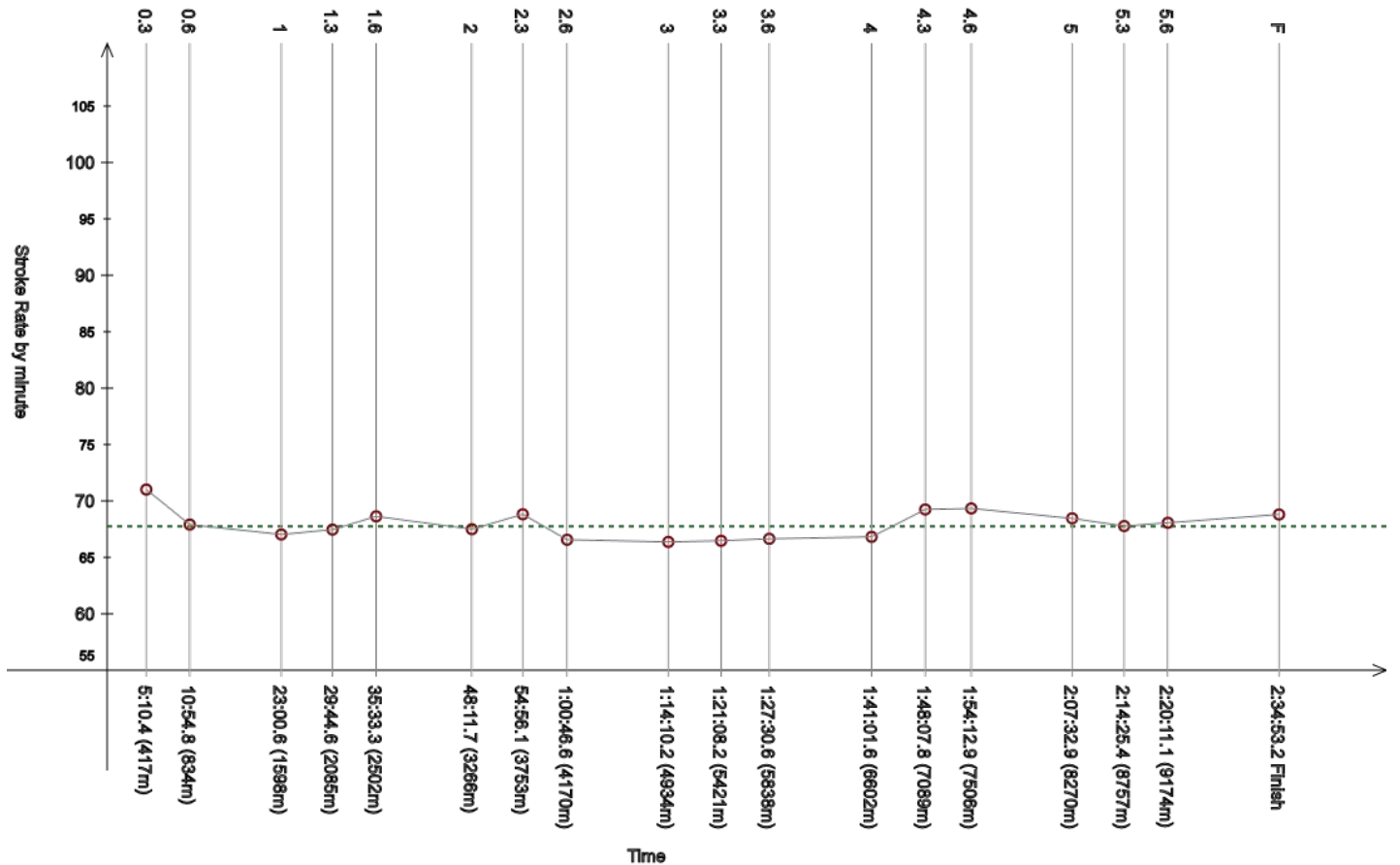
Event 101
15 JUL 2023 - 8:00

10km Women
10km - femmes

Race Analysis

Analyse de la course

Rank	Bib	Name	NAT Code	Finish Time	Gap											
	29	FRICHOT Sofie	SEY	2:34:53.2	OTL											
Lap	Time	Rank	Gap	SPM	Lap	Time	Rank	Gap	SPM	Lap	Time	Rank	Gap	SPM	SPM	STC
0.3	5:10.4	(53)	+27.1	71.0	0.6	10:54.8	(58)	++	67.9	1	23:00.6	(58)	++	67.0		
						5:44.4					12:05.8					
1.3	29:44.6	(58)	++	67.5	1.6	35:33.3	(58)	++	68.6	2	48:11.7	(59)	++	67.5		
	6:44.0					5:48.7					12:38.4					
2.3	54:56.1	(58)	++	68.8	2.6	1:00:46.6	(59)	++	66.6	3	1:14:10.2	(59)	++	66.4		
	6:44.4					5:50.5					13:23.6				67.8	10550
3.3	1:21:08.2	(60)	++	66.5	3.6	1:27:30.6	(58)	++	66.7	4	1:41:01.6	(58)	++	66.8		
	6:58.0					6:22.4					13:31.0					
4.3	1:48:07.8	(56)	++	69.3	4.6	1:54:12.9	(59)	++	69.3	5	2:07:32.9	(59)	++	68.5		
	7:06.2					6:05.1					13:20.0					
5.3	2:14:25.4	(58)	++	67.8	5.6	2:20:11.1	(58)	++	68.1	F	2:34:53.2		++	68.8		
	6:52.5					5:45.7										



Legend:	+ Gap or time behind	++ One minute or more behind in split time
--- Stroke Rate Average	F Finish	
OTL Outside Time Limit	SPM Average strokes per minute	
STC Total strokes		

Official Timekeeping by OMEGA

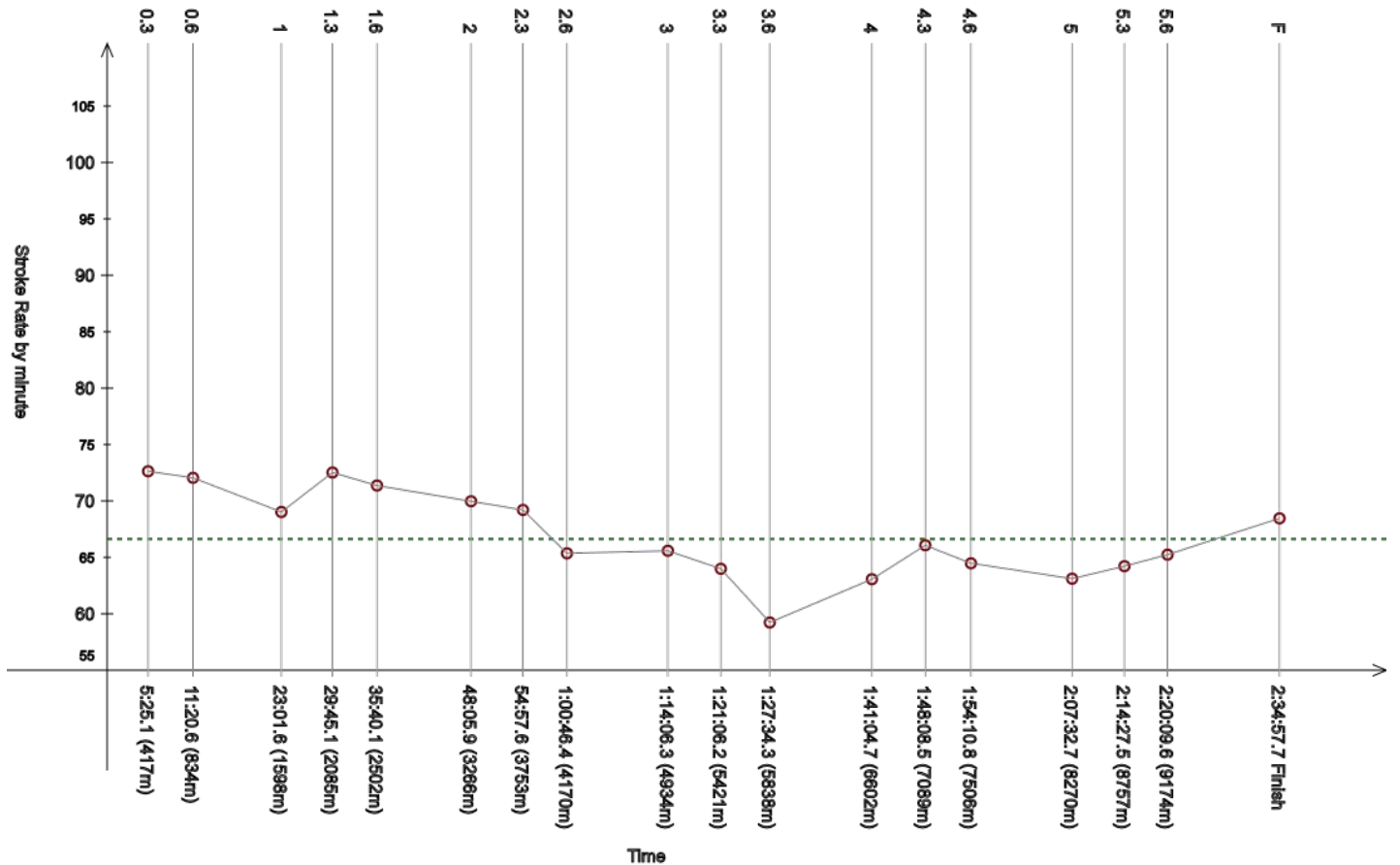
Event 101
15 JUL 2023 - 8:00

10km Women
10km - femmes

Race Analysis

Analyse de la course

Rank	Bib	Name	NAT Code	Finish Time	Gap											
4 ISKANDAROVA Parizoda			UZB	2:34:57.7	OTL											
Lap	Time	Rank	Gap	SPM	Lap	Time	Rank	Gap	SPM	Lap	Time	Rank	Gap	SPM	SPM	STC
0.3	5:25.1	(58)	+41.8	72.6	0.6	11:20.6	(60)	++	72.1	1	23:01.6	(59)	++	69.0		
						5:55.5					11:41.0					
1.3	29:45.1	(59)	++	72.5	1.6	35:40.1	(60)	++	71.4	2	48:05.9	(58)	++	70.0		
	6:43.5					5:55.0					12:25.8					
2.3	54:57.6	(59)	++	69.2	2.6	1:00:46.4	(58)	++	65.4	3	1:14:06.3	(58)	++	65.6		
	6:51.7					5:48.8					13:19.9				66.6	10431
3.3	1:21:06.2	(58)	++	64.0	3.6	1:27:34.3	(59)	++	59.2	4	1:41:04.7	(59)	++	63.1		
	6:59.9					6:28.1					13:30.4					
4.3	1:48:08.5	(57)	++	66.1	4.6	1:54:10.8	(58)	++	64.5	5	2:07:32.7	(58)	++	63.1		
	7:03.8					6:02.3					13:21.9					
5.3	2:14:27.5	(=59)	++	64.2	5.6	2:20:09.6	(57)	++	65.2	F	2:34:57.7		++	68.5		
	6:54.8					5:42.1										



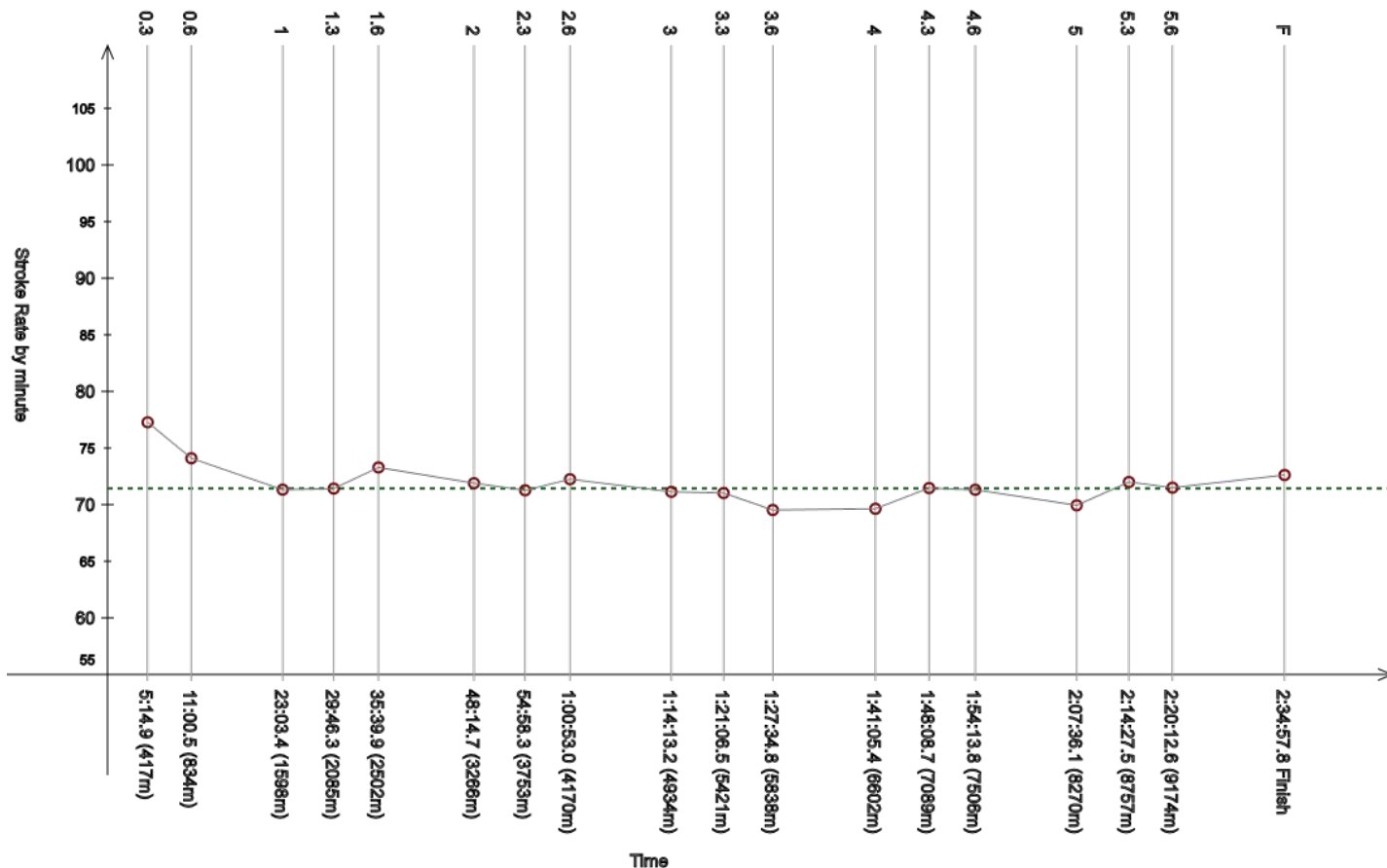
Legend:			
+	Gap or time behind	++	One minute or more behind in split time
- - -	Stroke Rate Average	F	Finish
OTL	Outside Time Limit	SPM	Average strokes per minute
STC	Total strokes		

Official Timekeeping by OMEGA

Event 101
15 JUL 2023 - 8:00
10km Women
10km - femmes
Race Analysis
 Analyse de la course

Rank	Bib	Name	NAT Code	Finish Time	Gap
2	JIMENEZ	Kisha	CRC	2:34:57.8	OTL

Lap	Time	Rank	Gap	SPM	Lap	Time	Rank	Gap	SPM	Lap	Time	Rank	Gap	SPM	SPM	STC
0.3	5:14.9	(=54)	+31.6	77.3	0.6	11:00.5	(59)	++	74.1	1	23:03.4	(60)	++	71.3		
						5:45.6					12:02.9					
1.3	29:46.3	(60)	++	71.4	1.6	35:39.9	(59)	++	73.3	2	48:14.7	(60)	++	71.9		
	6:42.9					5:53.6					12:34.8					
2.3	54:58.3	(60)	++	71.3	2.6	1:00:53.0	(60)	++	72.3	3	1:14:13.2	(60)	++	71.1		
	6:43.6					5:54.7					13:20.2				71.4	11104
3.3	1:21:06.5	(59)	++	71.0	3.6	1:27:34.8	(60)	++	69.5	4	1:41:05.4	(60)	++	69.6		
	6:53.3					6:28.3					13:30.6					
4.3	1:48:08.7	(58)	++	71.5	4.6	1:54:13.8	(60)	++	71.3	5	2:07:36.1	(60)	++	69.9		
	7:03.3					6:05.1					13:22.3					
5.3	2:14:27.5	(=59)	++	72.0	5.6	2:20:12.6	(59)	++	71.5	F	2:34:57.8		++	72.6		
	6:51.4					5:45.1										

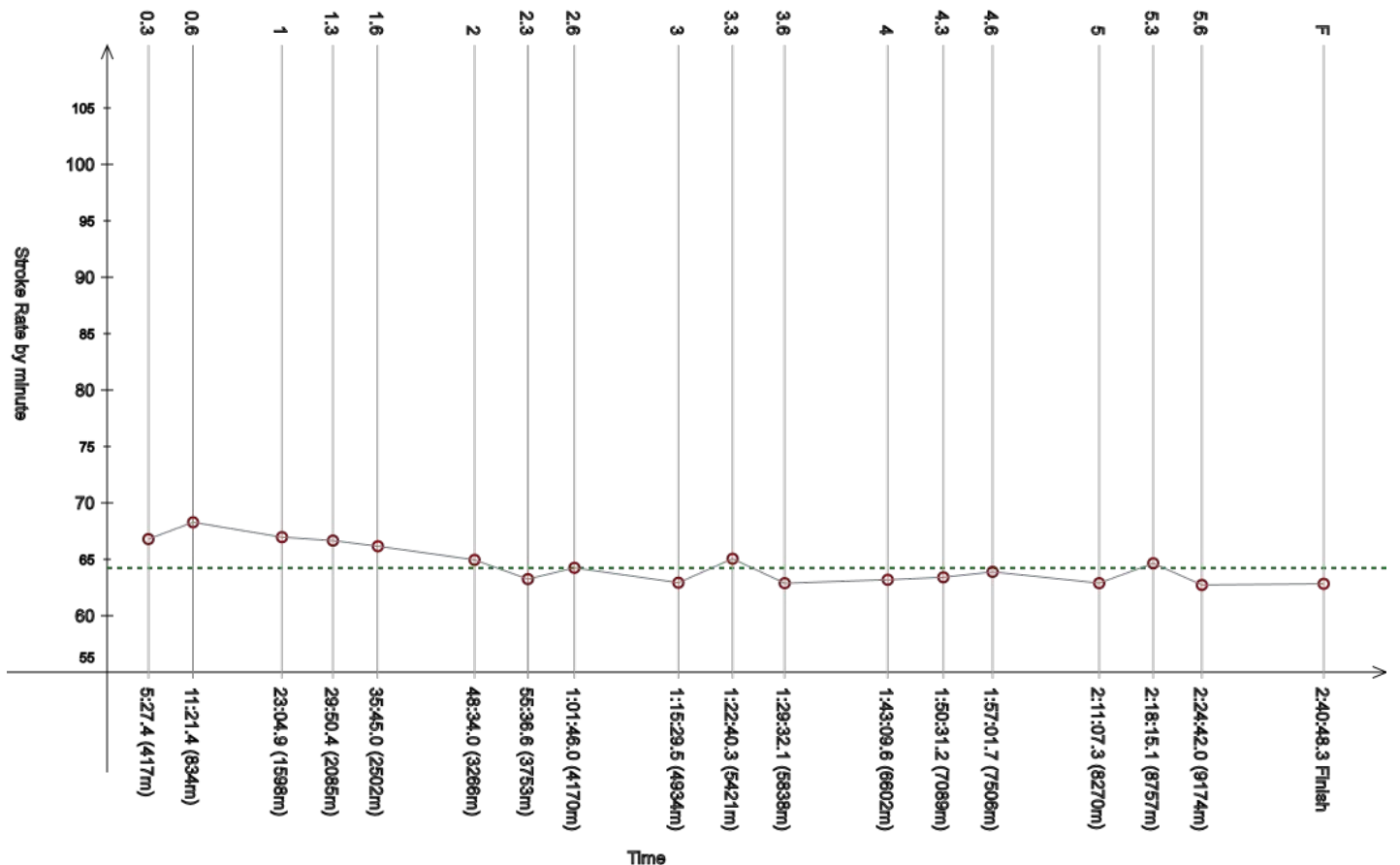


Legend:			
+	Gap or time behind	++	One minute or more behind in split time
---	Stroke Rate Average	F	Finish
OTL	Outside Time Limit	SPM	Average strokes per minute
STC	Total strokes		

Official Timekeeping by OMEGA

Event 101
15 JUL 2023 - 8:00
10km Women
10km - femmes
Race Analysis
 Analyse de la course

Rank	Bib	Name	NAT Code	Finish Time	Gap											
	58	RAMIREZ Fernanda	BOL	2:40:48.3	OTL											
Lap	Time	Rank	Gap	SPM	Lap	Time	Rank	Gap	SPM	Lap	Time	Rank	Gap	SPM	SPM	STC
0.3	5:27.4	(59)	+44.1	66.8	0.6	11:21.4	(61)	++	68.3	1	23:04.9	(61)	++	67.0		
						5:54.0					11:43.5					
1.3	29:50.4	(61)	++	66.7	1.6	35:45.0	(61)	++	66.2	2	48:34.0	(61)	++	65.0		
	6:45.5					5:54.6					12:49.0					
2.3	55:36.6	(61)	++	63.3	2.6	1:01:46.0	(61)	++	64.3	3	1:15:29.5	(61)	++	62.9		
	7:02.6					6:09.4					13:43.5				64.2	10384
3.3	1:22:40.3	(61)	++	65.1	3.6	1:29:32.1	(61)	++	62.9	4	1:43:09.6	(61)	++	63.2		
	7:10.8					6:51.8					13:37.5					
4.3	1:50:31.2	(59)	++	63.4	4.6	1:57:01.7	(61)	++	63.9	5	2:11:07.3	(61)	++	62.9		
	7:21.6					6:30.5					14:05.6					
5.3	2:18:15.1	(61)	++	64.7	5.6	2:24:42.0	(60)	++	62.7	F	2:40:48.3		++	62.8		
	7:07.8					6:26.9										



Legend:			
+	Gap or time behind	++	One minute or more behind in split time
---	Stroke Rate Average	F	Finish
OTL	Outside Time Limit	SPM	Average strokes per minute
STC	Total strokes		

Official Timekeeping by OMEGA

Event 101
15 JUL 2023 - 8:00
10km Women
10km - femmes
Race Analysis
 Analyse de la course

Rank	Bib Name				NAT Code					Finish Time					Gap	
	54 PORTILLO Fatima				ESA					DNS						
Lap	Time	Rank	Gap	SPM	Lap	Time	Rank	Gap	SPM	Lap	Time	Rank	Gap	SPM	SPM	STC
0.3					0.6					1						
1.3					1.6					2						
2.3					2.6					3						
3.3					3.6					4						
4.3					4.6					5						
5.3					5.6					F						

Legend:								
----	Stroke Rate Average	DNS	Did Not Start	F	Finish	SPM	Average strokes per minute	
STC	Total strokes							

Official Timekeeping by OMEGA