

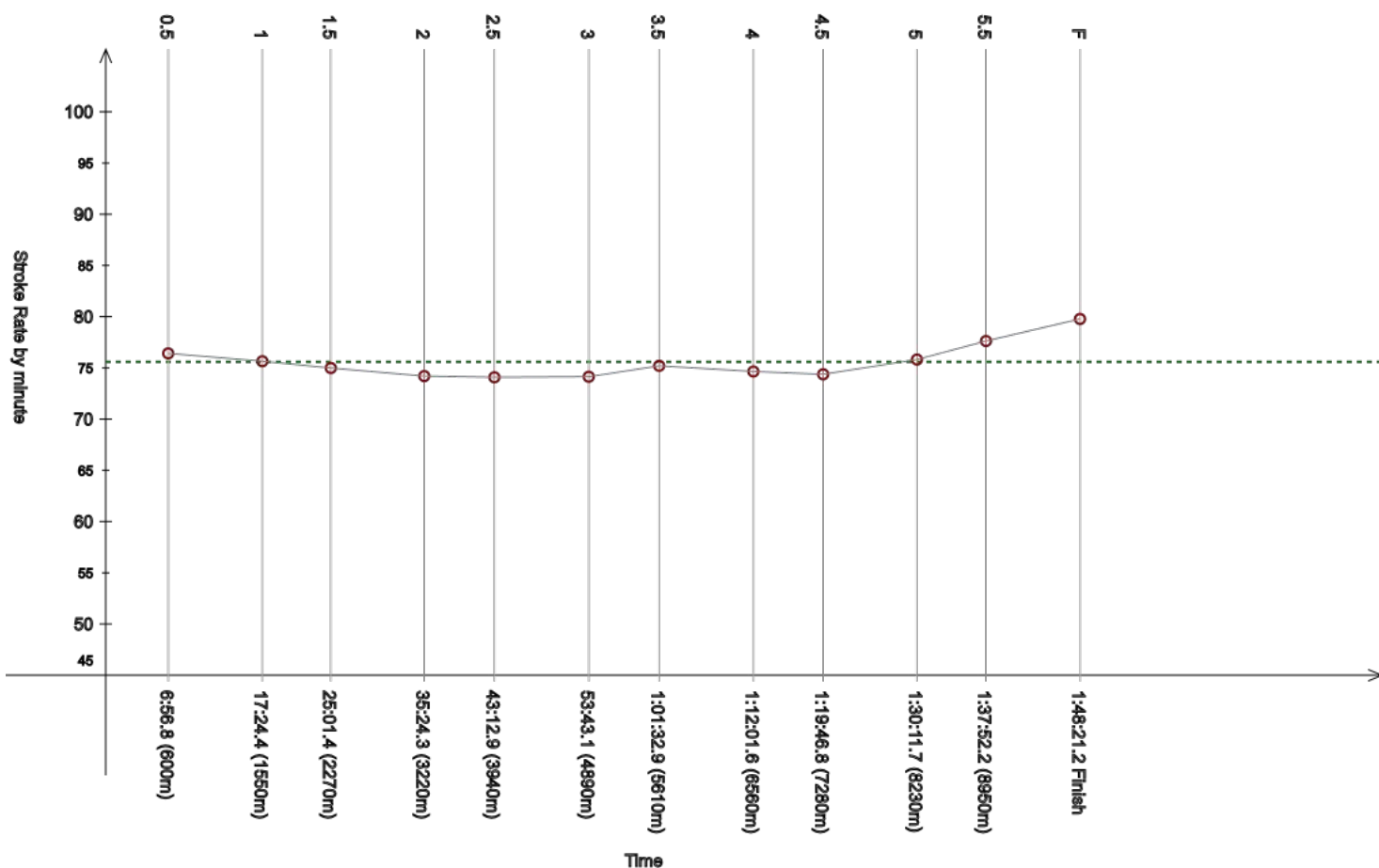
Event 102
4 FEB 2024 - 10:30

Men's 10km

Race Analysis

Rank	Bib	Name	NAT Code	Finish Time	Gap
1	6	RASOVSKY Kristof	HUN	1:48:21.2	

Lap	Time	Rank	Gap	SPM	Lap	Time	Rank	Gap	SPM	Lap	Time	Rank	Gap	SPM	SPM	STC
0.5	6:56.8	(11)	+8.4	76.4	1	17:24.4	(1)		75.7	1.5	25:01.4	(3)	+3.8	75.0		
						10:27.6					7:37.0					
2	35:24.3	(1)		74.2	2.5	43:12.9	(6)	+5.0	74.1	3	53:43.1	(1)		74.1		
						7:48.6					10:30.2					
3.5	1:01:32.9	(3)	+2.3	75.2	4	1:12:01.6	(2)	+0.1	74.7	4.5	1:19:46.8	(1)		74.4		
						10:28.7					7:45.2					
5	1:30:11.7	(4)	+2.6	75.8	5.5	1:37:52.2	(=5)	+1.0	77.6	F	1:48:21.2	(1)		79.8		
						7:40.5					10:29.0					



Legend:	-----	Stroke Rate Average	+	Gap or time behind	F	Finish	SPM	Average strokes per minute
STC		Total strokes						

Official Timekeeping by OMEGA

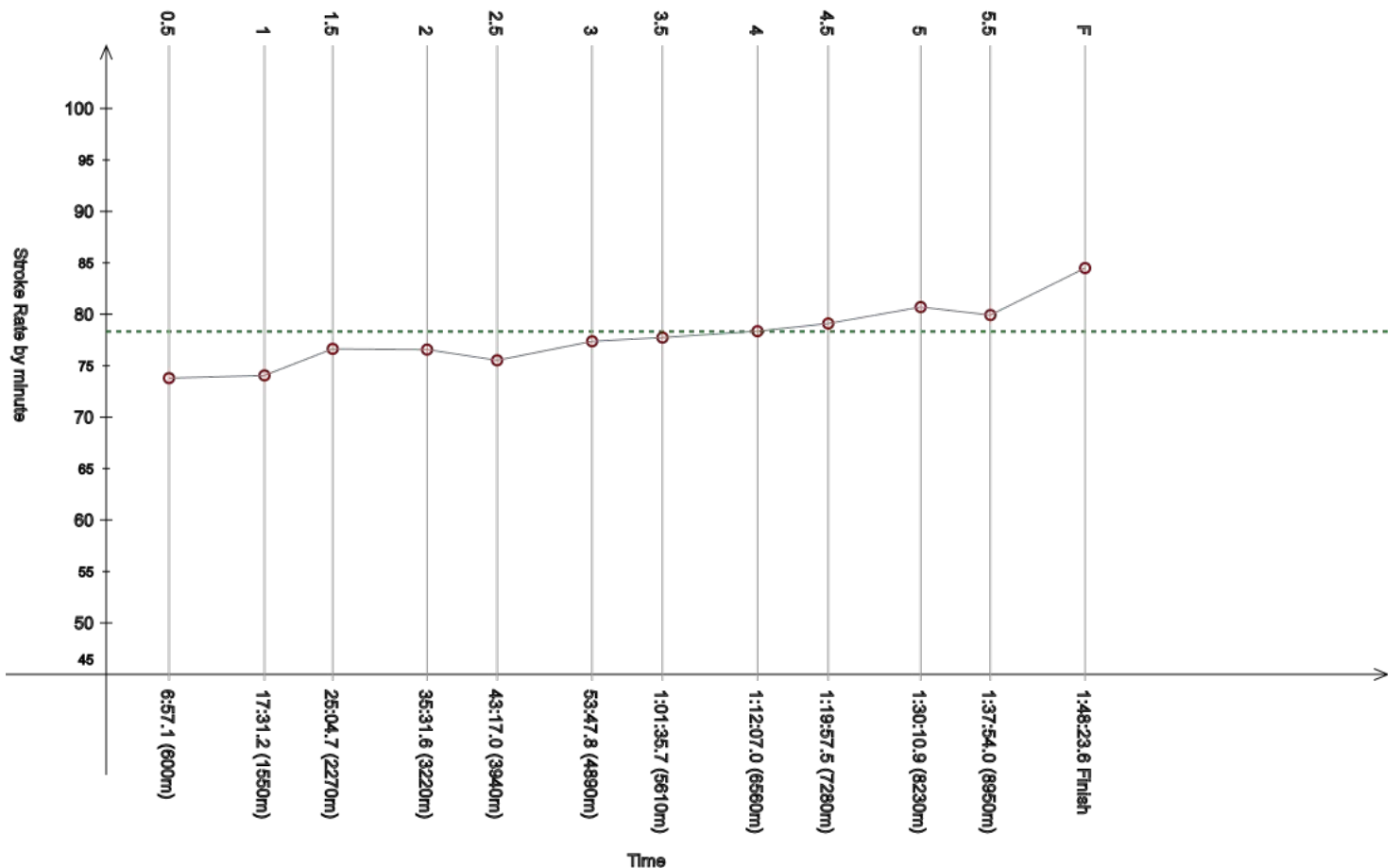
Event 102
4 FEB 2024 - 10:30

Men's 10km

Race Analysis

Rank	Bib	Name	NAT Code	Finish Time	Gap
2	18	OLIVIER Marc-Antoine	FRA	1:48:23.6	+2.4

Lap	Time	Rank	Gap	SPM	Lap	Time	Rank	Gap	SPM	Lap	Time	Rank	Gap	SPM	SPM	STC
0.5	6:57.1	(=12)	+8.7	73.8	1	17:31.2	(13)	+6.8	74.1	1.5	25:04.7	(11)	+7.1	76.6		
						10:34.1					7:33.5					
2	35:31.6	(9)	+7.3	76.6	2.5	43:17.0	(20)	+9.1	75.5	3	53:47.8	(9)	+4.7	77.4		
						7:45.4					10:30.8				78.3	8474
3.5	1:01:35.7	(=6)	+5.1	77.7	4	1:12:07.0	(6)	+5.5	78.4	4.5	1:19:57.5	(12)	+10.7	79.1		
						10:31.3					7:50.5					
5	1:30:10.9	(3)	+1.8	80.7	5.5	1:37:54.0	(9)	+2.8	79.9	F	1:48:23.6	(2)	+2.4	84.5		
						7:43.1					10:29.6					



Legend:	-----	Stroke Rate Average	+	Gap or time behind	F	Finish	SPM	Average strokes per minute
STC		Total strokes						

Official Timekeeping by OMEGA

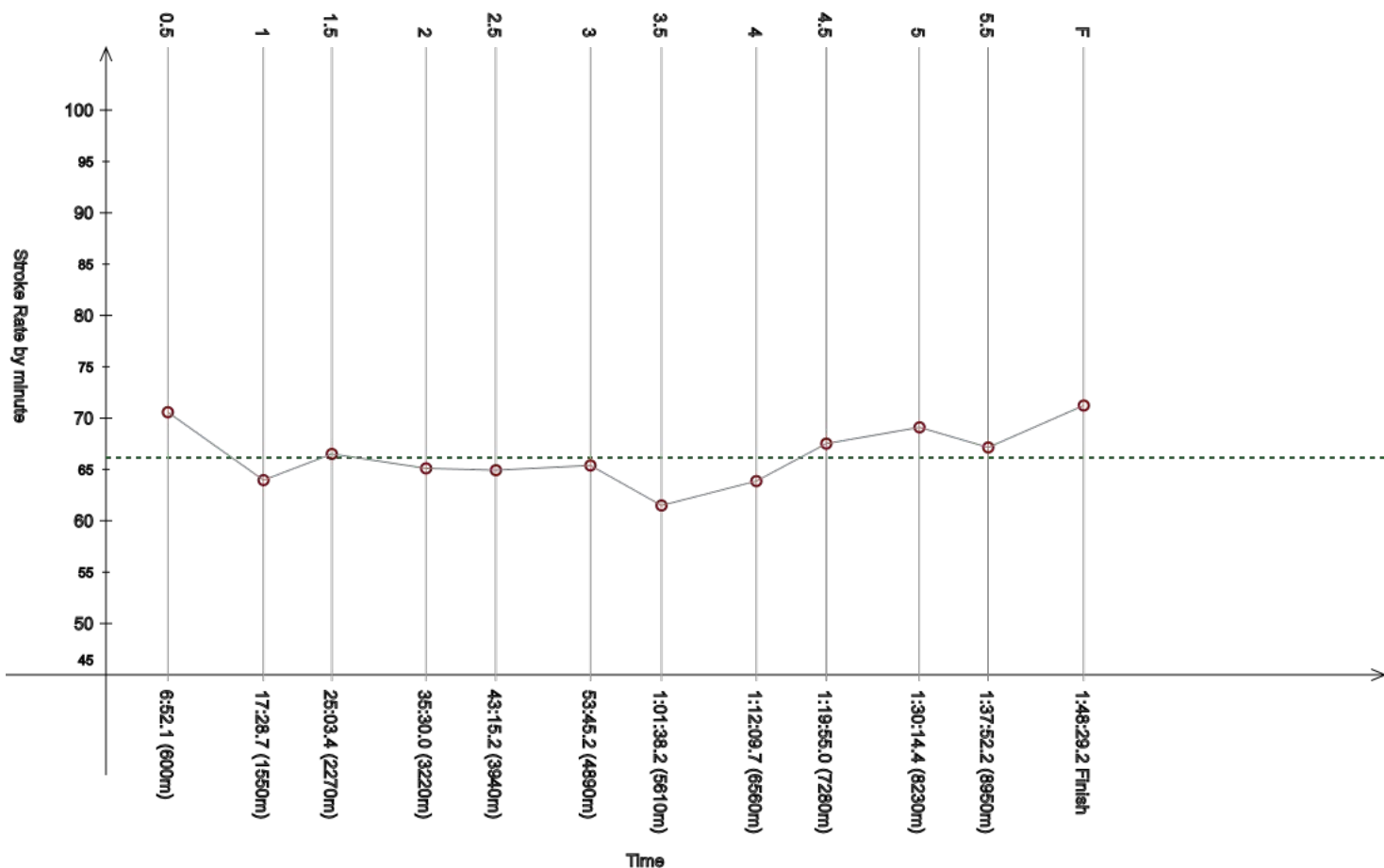
Event 102
4 FEB 2024 - 10:30

Men's 10km

Race Analysis

Rank	Bib	Name	NAT Code	Finish Time	Gap
3	62	PARDOE Hector	GBR	1:48:29.2	+8.0

Lap	Time	Rank	Gap	SPM	Lap	Time	Rank	Gap	SPM	Lap	Time	Rank	Gap	SPM	SPM	STC
0.5	6:52.1	(3)	+3.7	70.6	1	17:28.7	(=6)	+4.3	64.0	1.5	25:03.4	(7)	+5.8	66.5		
						10:36.6					7:34.7					
2	35:30.0	(6)	+5.7	65.1	2.5	43:15.2	(13)	+7.3	64.9	3	53:45.2	(4)	+2.1	65.4		
						7:45.2					10:30.0				66.1	7225
3.5	1:01:38.2	(9)	+7.6	61.5	4	1:12:09.7	(9)	+8.2	63.9	4.5	1:19:55.0	(10)	+8.2	67.5		
						10:31.5					7:45.3					
5	1:30:14.4	(8)	+5.3	69.1	5.5	1:37:52.2	(=5)	+1.0	67.1	F	1:48:29.2	(3)	+8.0	71.2		
						7:37.8					10:37.0					



Legend:	----- Stroke Rate Average	+	Gap or time behind	F	Finish	SPM	Average strokes per minute
STC	Total strokes						

Official Timekeeping by OMEGA

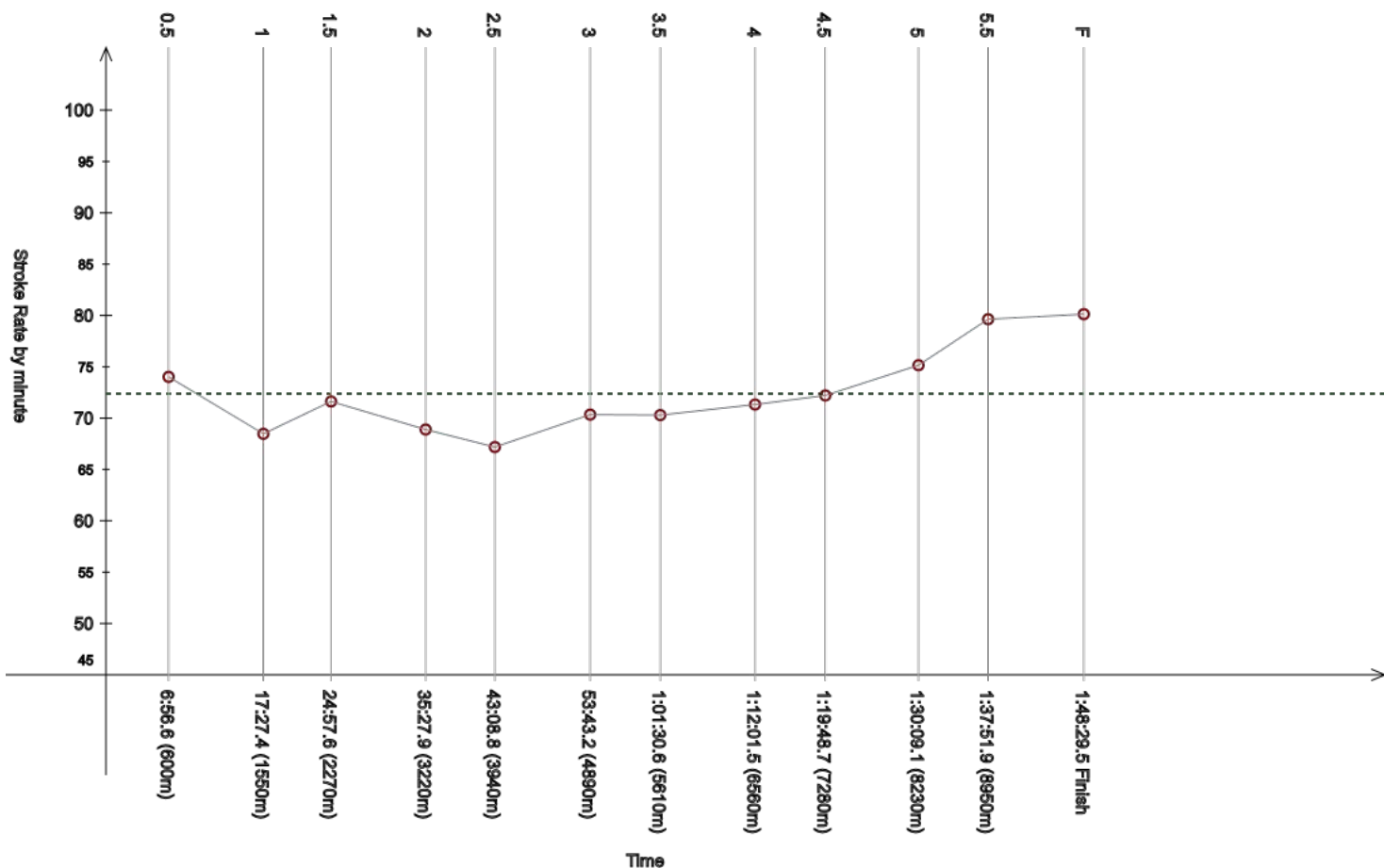
Event 102
4 FEB 2024 - 10:30

Men's 10km

Race Analysis

Rank	Bib	Name	NAT Code	Finish Time	Gap
4	37	FONTAINE Logan	FRA	1:48:29.5	+8.3

Lap	Time	Rank	Gap	SPM	Lap	Time	Rank	Gap	SPM	Lap	Time	Rank	Gap	SPM	SPM	STC
0.5	6:56.6	(10)	+8.2	74.0	1	17:27.4	(4)	+3.0	68.5	1.5	24:57.6	(1)		71.6		
						10:30.8					7:30.2					
2	35:27.9	(=2)	+3.6	68.9	2.5	43:08.8	(2)	+0.9	67.2	3	53:43.2	(2)	+0.1	70.3		
						7:40.9					10:34.4				72.4	7884
3.5	1:01:30.6	(1)		70.3	4	1:12:01.5	(1)		71.3	4.5	1:19:48.7	(3)	+1.9	72.2		
						7:47.4					7:47.2					
5	1:30:09.1	(1)		75.2	5.5	1:37:51.9	(4)	+0.7	79.6	F	1:48:29.5	(4)	+8.3	80.1		
						7:42.8					10:37.6					



Legend:	-----	Stroke Rate Average	+	Gap or time behind	F	Finish	SPM	Average strokes per minute
STC		Total strokes						

Official Timekeeping by OMEGA

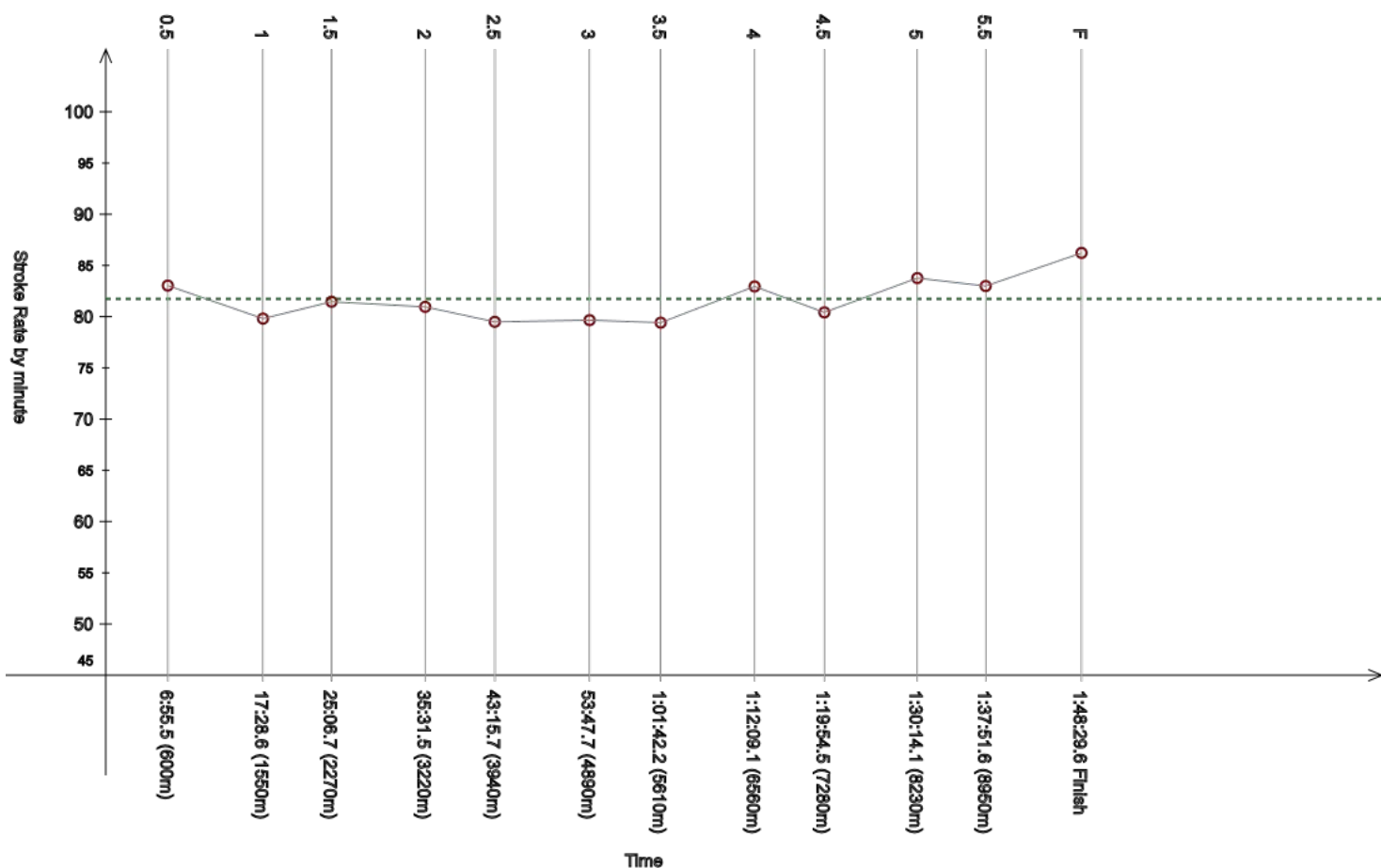
Event 102
4 FEB 2024 - 10:30

Men's 10km

Race Analysis

Rank	Bib	Name	NAT Code	Finish Time	Gap
5	38	SLOMAN Nicholas	AUS	1:48:29.6	+8.4

Lap	Time	Rank	Gap	SPM	Lap	Time	Rank	Gap	SPM	Lap	Time	Rank	Gap	SPM	SPM	STC
0.5	6:55.5	(6)	+7.1	83.0	1	17:28.6	(5)	+4.2	79.8	1.5	25:06.7	(17)	+9.1	81.5		
						10:33.1					7:38.1					
2	35:31.5	(=7)	+7.2	81.0	2.5	43:15.7	(=15)	+7.8	79.5	3	53:47.7	(8)	+4.6	79.7		
						7:44.2					10:32.0				81.7	8846
3.5	1:01:42.2	(17)	+11.6	79.4	4	1:12:09.1	(8)	+7.6	83.0	4.5	1:19:54.5	(=7)	+7.7	80.4		
						10:26.9					7:45.4					
5	1:30:14.1	(7)	+5.0	83.8	5.5	1:37:51.6	(3)	+0.4	83.0	F	1:48:29.6	(5)	+8.4	86.2		
						7:37.5					10:38.0					



Legend:	-----	Stroke Rate Average	+	Gap or time behind	F	Finish	SPM	Average strokes per minute
	STC	Total strokes						

Official Timekeeping by OMEGA

Event 102

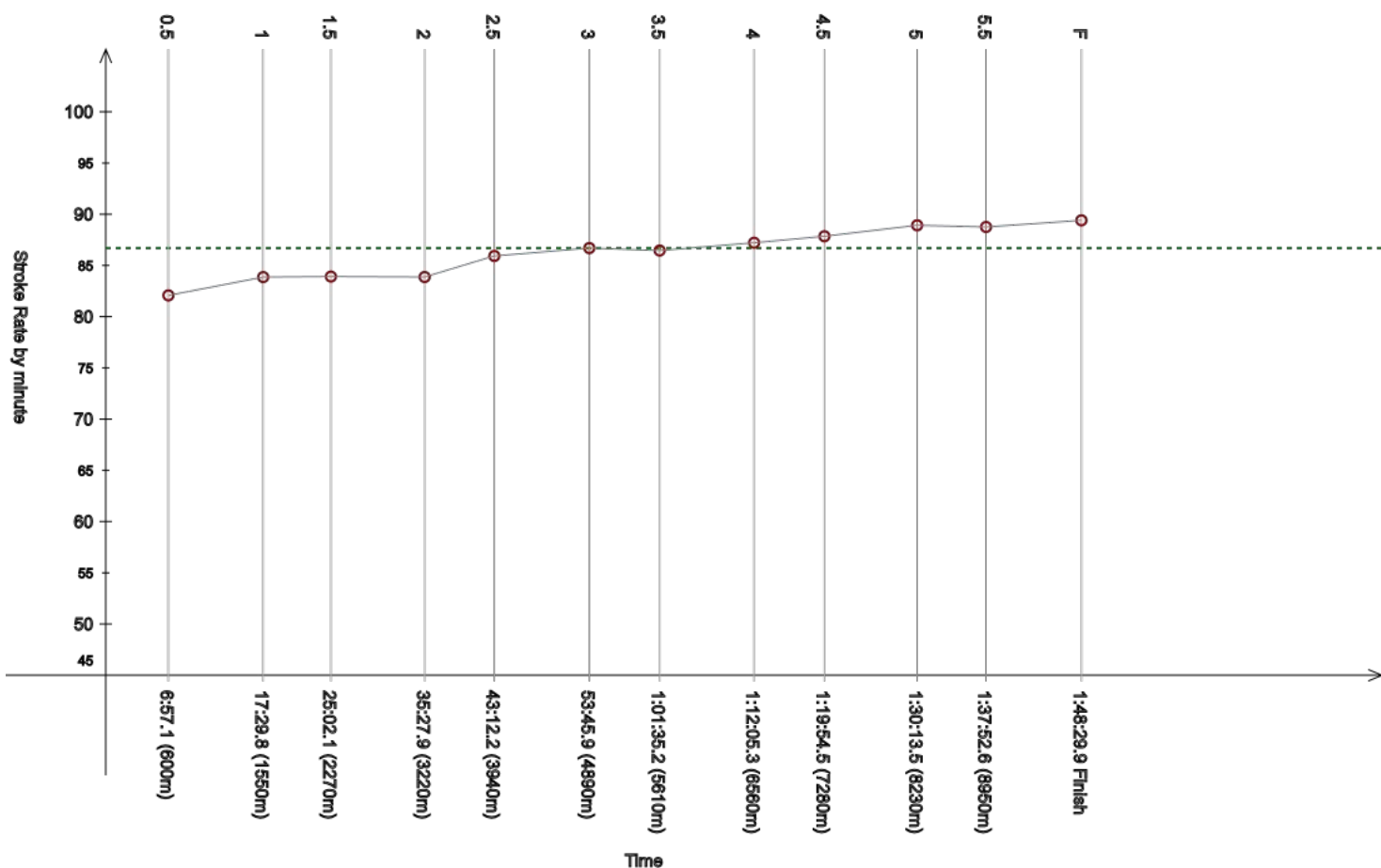
4 FEB 2024 - 10:30

Men's 10km

Race Analysis

Rank	Bib	Name	NAT Code	Finish Time	Gap
6	77	BETLEHEM David	HUN	1:48:29.9	+8.7

Lap	Time	Rank	Gap	SPM	Lap	Time	Rank	Gap	SPM	Lap	Time	Rank	Gap	SPM	SPM	STC
0.5	6:57.1	(=12)	+8.7	82.1	1	17:29.8	(=8)	+5.4	83.9	1.5	25:02.1	(4)	+4.5	83.9		
						10:32.7					7:32.3					
2	35:27.9	(=2)	+3.6	83.9	2.5	43:12.2	(5)	+4.3	85.9	3	53:45.9	(5)	+2.8	86.7		
						7:44.3					10:33.7				86.7	9416
3.5	1:01:35.2	(5)	+4.6	86.5	4	1:12:05.3	(4)	+3.8	87.2	4.5	1:19:54.5	(=7)	+7.7	87.9		
						10:30.1					7:49.2					
5	1:30:13.5	(6)	+4.4	88.9	5.5	1:37:52.6	(7)	+1.4	88.8	F	1:48:29.9	(6)	+8.7	89.4		
						7:39.1					10:37.3					



Legend:	----- Stroke Rate Average	+	Gap or time behind	F	Finish	SPM	Average strokes per minute
STC	Total strokes						

Official Timekeeping by OMEGA

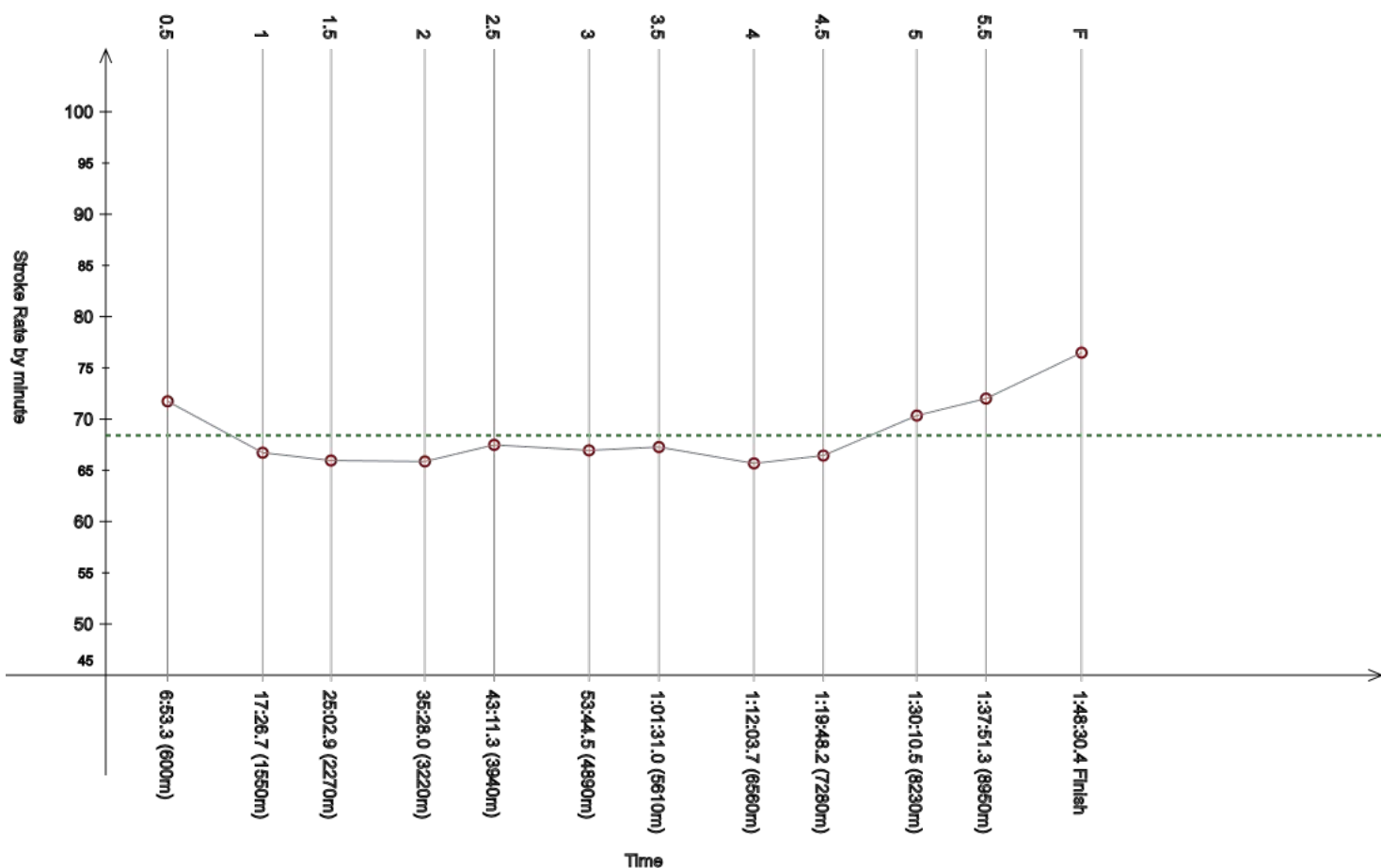
Event 102
4 FEB 2024 - 10:30

Men's 10km

Race Analysis

Rank	Bib	Name	NAT Code	Finish Time	Gap
7	73	ACERENZA Domenico	ITA	1:48:30.4	+9.2

Lap	Time	Rank	Gap	SPM	Lap	Time	Rank	Gap	SPM	Lap	Time	Rank	Gap	SPM	SPM	STC
0.5	6:53.3	(4)	+4.9	71.7	1	17:26.7	(3)	+2.3	66.7	1.5	25:02.9	(6)	+5.3	66.0		
						10:33.4					7:36.2					
2	35:28.0	(4)	+3.7	65.9	2.5	43:11.3	(3)	+3.4	67.5	3	53:44.5	(3)	+1.4	67.0		
						7:43.3					10:33.2				68.4	7445
3.5	1:01:31.0	(2)	+0.4	67.3	4	1:12:03.7	(3)	+2.2	65.7	4.5	1:19:48.2	(2)	+1.4	66.4		
						7:46.5					7:44.5					
5	1:30:10.5	(2)	+1.4	70.3	5.5	1:37:51.3	(2)	+0.1	72.0	F	1:48:30.4	(7)	+9.2	76.5		
						10:22.3					10:39.1					



Legend:	-----	Stroke Rate Average	+	Gap or time behind	F	Finish	SPM	Average strokes per minute
STC		Total strokes						

Official Timekeeping by OMEGA

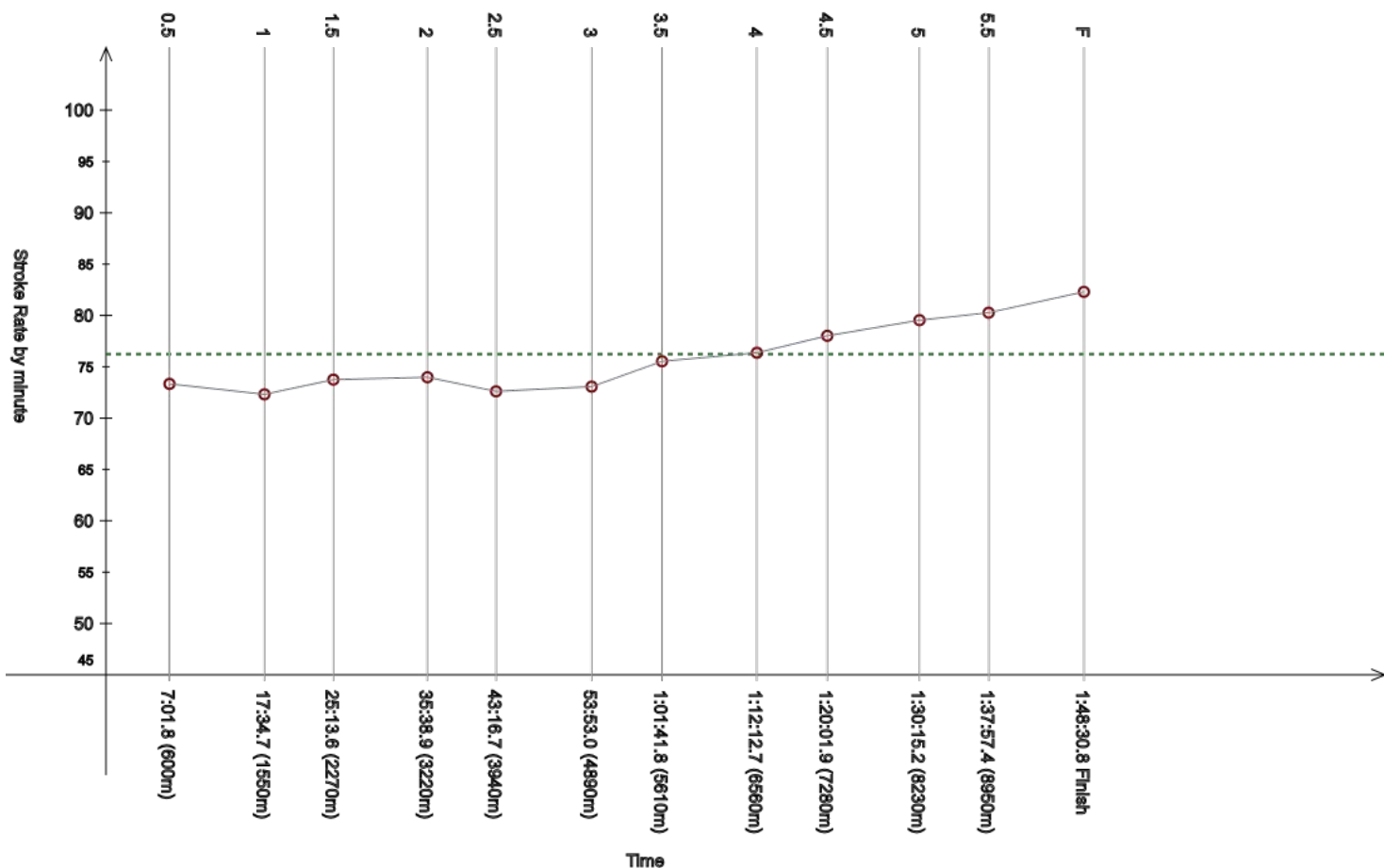
Event 102
4 FEB 2024 - 10:30

Men's 10km

Race Analysis

Rank	Bib	Name	NAT Code	Finish Time	Gap
8	28	VERANI Dario	ITA	1:48:30.8	+9.6

Lap	Time	Rank	Gap	SPM	Lap	Time	Rank	Gap	SPM	Lap	Time	Rank	Gap	SPM	SPM	STC
0.5	7:01.8	(=25)	+13.4	73.3	1	17:34.7	(20)	+10.3	72.3	1.5	25:13.6	(30)	+16.0	73.8		
						10:32.9					7:38.9					
2	35:38.9	(27)	+14.6	74.0	2.5	43:16.7	(19)	+8.8	72.6	3	53:53.0	(19)	+9.9	73.1		
						10:25.3					10:36.3				76.2	8250
3.5	1:01:41.8	(16)	+11.2	75.5	4	1:12:12.7	(14)	+11.2	76.4	4.5	1:20:01.9	(18)	+15.1	78.0		
						7:48.8					7:49.2					
5	1:30:15.2	(9)	+6.1	79.5	5.5	1:37:57.4	(11)	+6.2	80.3	F	1:48:30.8	(8)	+9.6	82.3		
						10:13.3					10:33.4					



Legend:	----- Stroke Rate Average	+	Gap or time behind	F	Finish	SPM	Average strokes per minute
STC	Total strokes						

Official Timekeeping by OMEGA

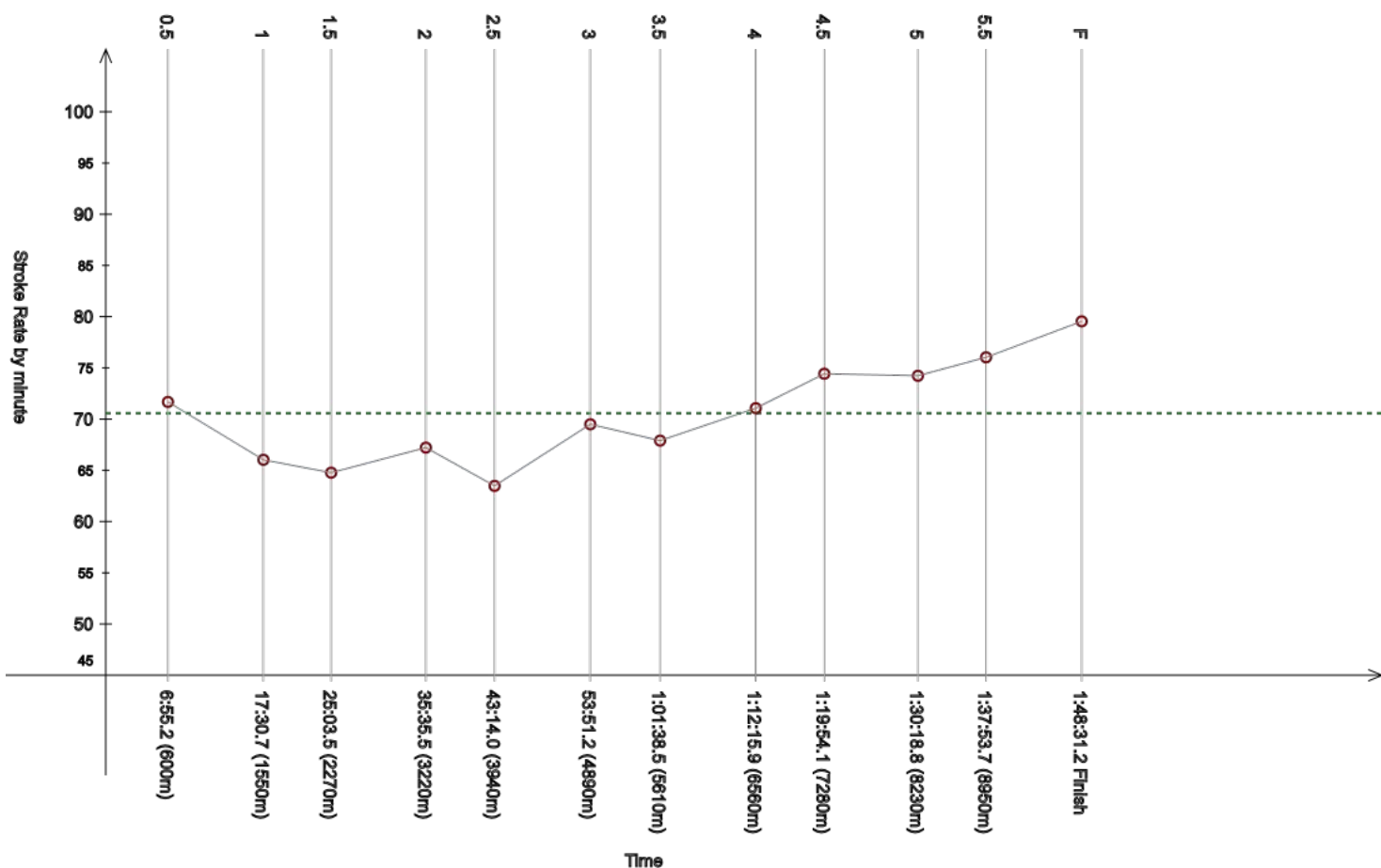
Event 102
4 FEB 2024 - 10:30

Men's 10km

Race Analysis

Rank	Bib	Name	NAT Code	Finish Time	Gap
9	68	LEE Kyle	AUS	1:48:31.2	+10.0

Lap	Time	Rank	Gap	SPM	Lap	Time	Rank	Gap	SPM	Lap	Time	Rank	Gap	SPM	SPM	STC
0.5	6:55.2	(5)	+6.8	71.7	1	17:30.7	(11)	+6.3	66.0	1.5	25:03.5	(8)	+5.9	64.8		
						10:35.5					7:32.8					
2	35:35.5	(18)	+11.2	67.2	2.5	43:14.0	(9)	+6.1	63.5	3	53:51.2	(17)	+8.1	69.5		
						7:38.5					10:37.2				70.6	7686
3.5	1:01:38.5	(10)	+7.9	67.9	4	1:12:15.9	(=21)	+14.4	71.1	4.5	1:19:54.1	(6)	+7.3	74.4		
						10:37.4					7:38.2					
5	1:30:18.8	(12)	+9.7	74.2	5.5	1:37:53.7	(8)	+2.5	76.0	F	1:48:31.2	(9)	+10.0	79.5		
						7:34.9					10:37.5					



Legend:	----- Stroke Rate Average	+	Gap or time behind	F	Finish	SPM	Average strokes per minute
	STC		Total strokes				

Official Timekeeping by OMEGA

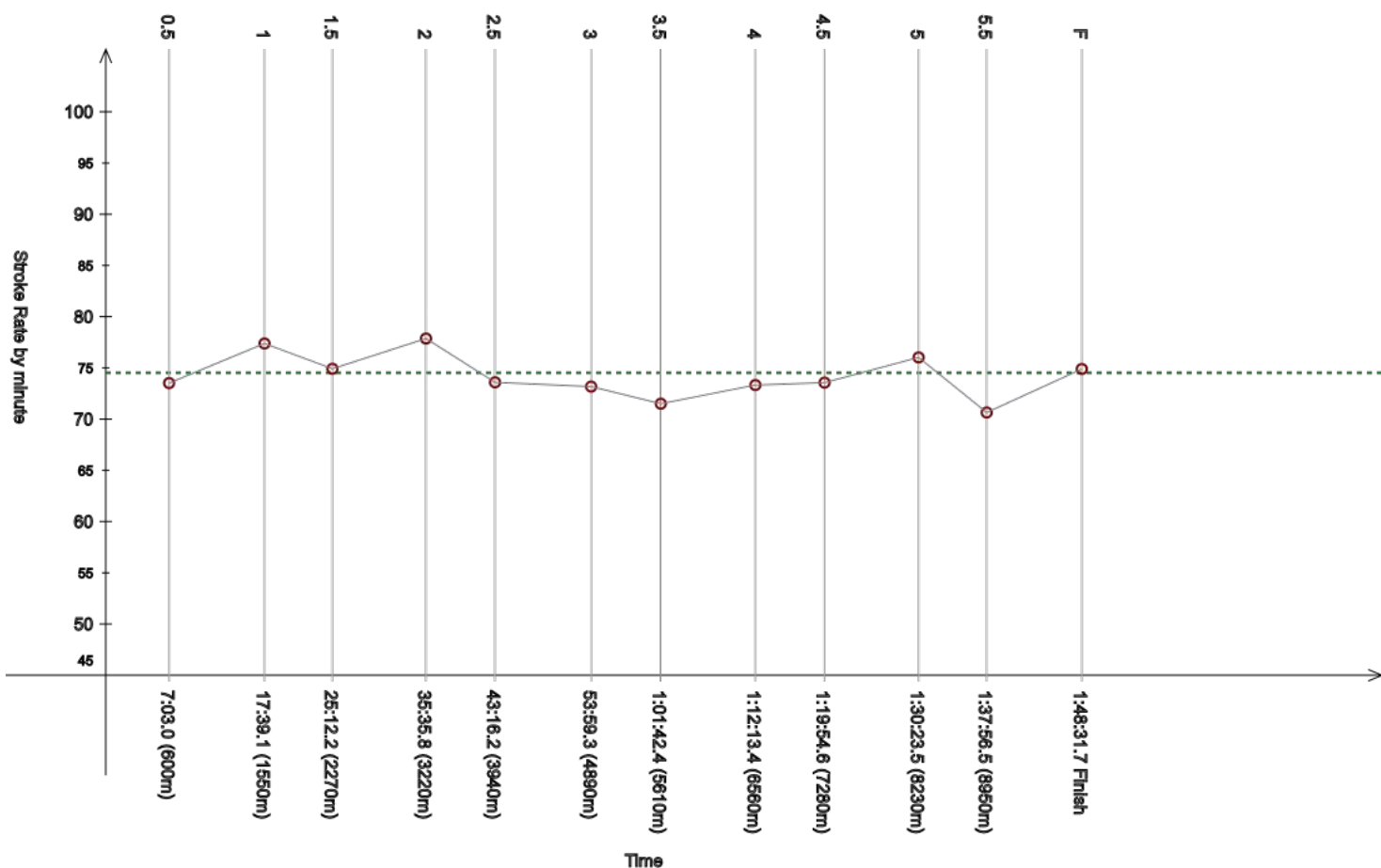
Event 102
4 FEB 2024 - 10:30

Men's 10km

Race Analysis

Rank	Bib	Name	NAT Code	Finish Time	Gap
10	46	RODITI Matan	ISR	1:48:31.7	+10.5

Lap	Time	Rank	Gap	SPM	Lap	Time	Rank	Gap	SPM	Lap	Time	Rank	Gap	SPM	SPM	STC
0.5	7:03.0	(32)	+14.6	73.5	1	17:39.1	(36)	+14.7	77.4	1.5	25:12.2	(26)	+14.6	74.9		
						10:36.1					7:33.1					
2	35:35.8	(19)	+11.5	77.9	2.5	43:16.2	(18)	+8.3	73.6	3	53:59.3	(37)	+16.2	73.2		
						7:40.4					10:43.1				74.5	8164
3.5	1:01:42.4	(18)	+11.8	71.5	4	1:12:13.4	(16)	+11.9	73.3	4.5	1:19:54.6	(9)	+7.8	73.6		
						7:43.1					7:41.2					
5	1:30:23.5	(18)	+14.4	76.0	5.5	1:37:56.5	(10)	+5.3	70.6	F	1:48:31.7	(10)	+10.5	74.9		
						7:33.0					10:35.2					



Legend:	----- Stroke Rate Average	+	Gap or time behind	F	Finish	SPM	Average strokes per minute
STC	Total strokes						

Official Timekeeping by OMEGA

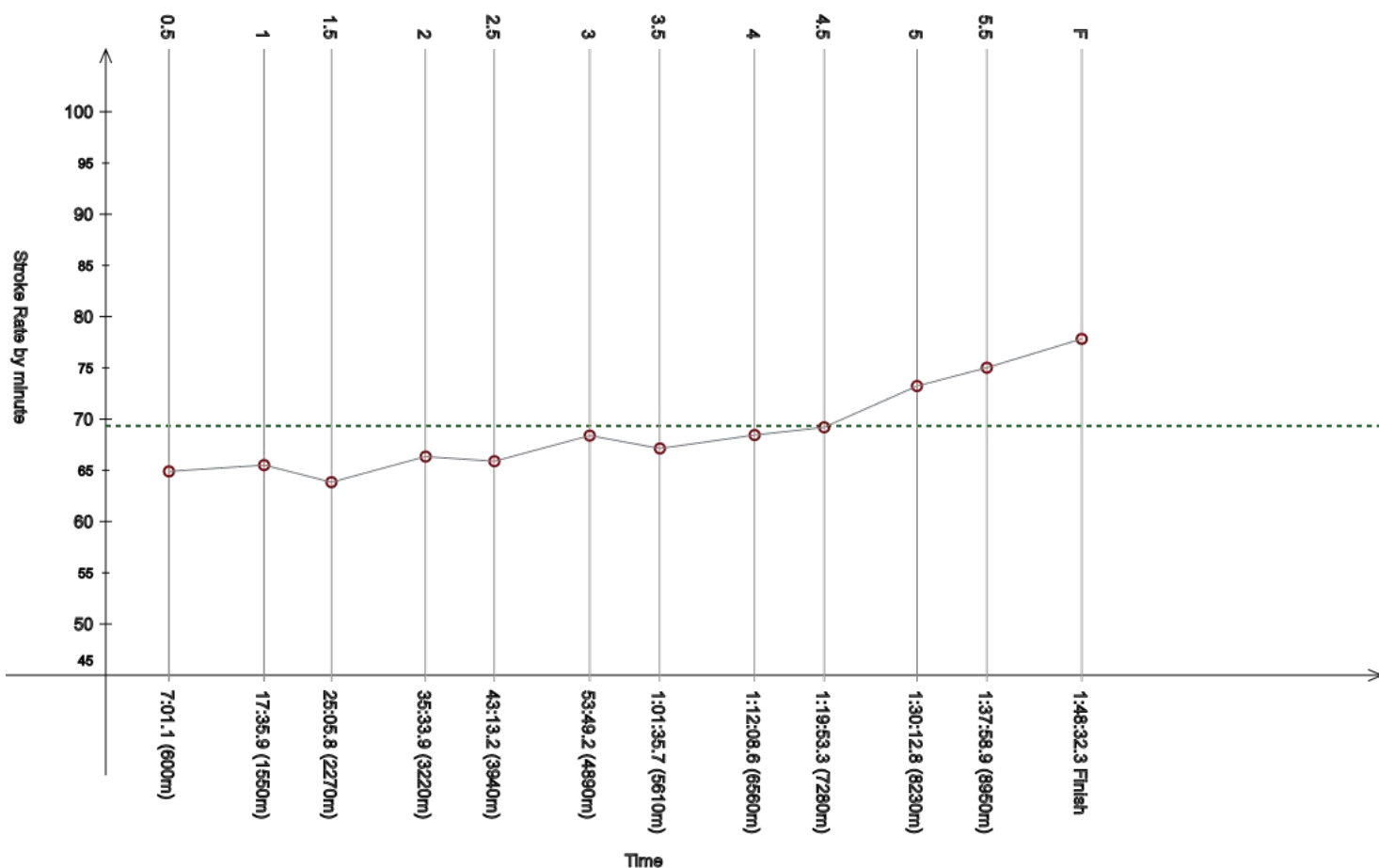
Event 102
4 FEB 2024 - 10:30

Men's 10km

Race Analysis

Rank	Bib	Name	NAT Code	Finish Time	Gap
11	75	KLEMET Oliver	GER	1:48:32.3	+11.1

Lap	Time	Rank	Gap	SPM	Lap	Time	Rank	Gap	SPM	Lap	Time	Rank	Gap	SPM	SPM	STC
0.5	7:01.1	(=21)	+12.7	64.9	1	17:35.9	(24)	+11.5	65.5	1.5	25:05.8	(14)	+8.2	63.8		
						10:34.8					7:29.9					
2	35:33.9	(13)	+9.6	66.3	2.5	43:13.2	(7)	+5.3	65.9	3	53:49.2	(10)	+6.1	68.4		
						7:39.3					10:36.0				69.3	7514
3.5	1:01:35.7	(=6)	+5.1	67.1	4	1:12:08.6	(7)	+7.1	68.5	4.5	1:19:53.3	(5)	+6.5	69.2		
						10:32.9					7:44.7					
5	1:30:12.8	(5)	+3.7	73.2	5.5	1:37:58.9	(=13)	+7.7	75.0	F	1:48:32.3	(11)	+11.1	77.8		
						7:46.1					10:33.4					



Legend:	----- Stroke Rate Average	+	Gap or time behind	F	Finish	SPM	Average strokes per minute
STC	Total strokes						

Official Timekeeping by OMEGA

Event 102

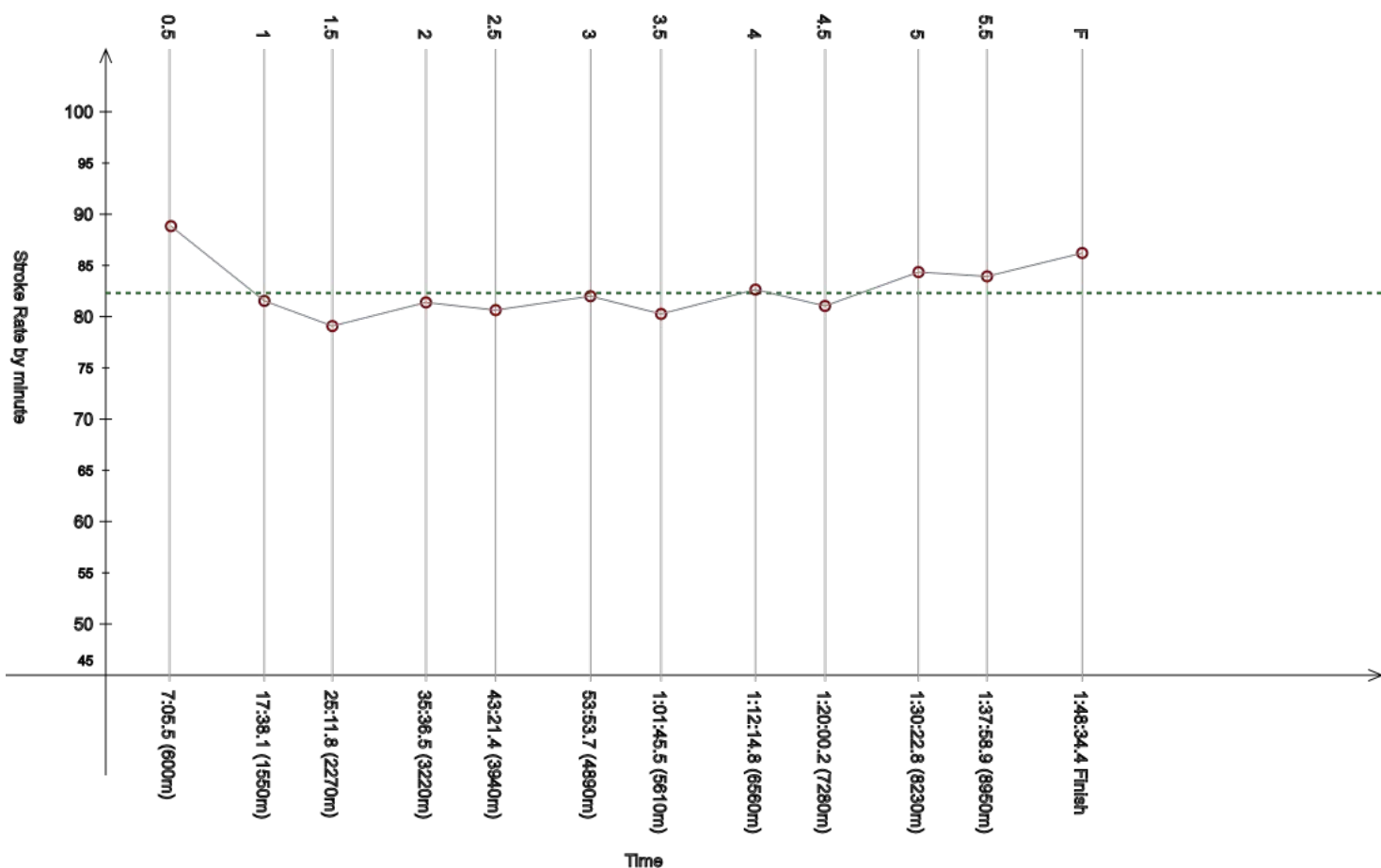
4 FEB 2024 - 10:30

Men's 10km

Race Analysis

Rank	Bib	Name	NAT Code	Finish Time	Gap
12	34	FARINANGO David	ECU	1:48:34.4	+13.2

Lap	Time	Rank	Gap	SPM	Lap	Time	Rank	Gap	SPM	Lap	Time	Rank	Gap	SPM	SPM	STC
0.5	7:05.5	(36)	+17.1	88.8	1	17:38.1	(34)	+13.7	81.5	1.5	25:11.8	(25)	+14.2	79.1		
						10:32.6					7:33.7					
2	35:36.5	(21)	+12.2	81.4	2.5	43:21.4	(28)	+13.5	80.6	3	53:53.7	(23)	+10.6	82.0		
						7:44.9					10:32.3				82.3	8956
3.5	1:01:45.5	(22)	+14.9	80.3	4	1:12:14.8	(20)	+13.3	82.7	4.5	1:20:00.2	(15)	+13.4	81.0		
						10:29.3					7:45.4					
5	1:30:22.8	(16)	+13.7	84.4	5.5	1:37:58.9	(=13)	+7.7	83.9	F	1:48:34.4	(12)	+13.2	86.2		
						7:36.1					10:35.5					



Legend:	-----	Stroke Rate Average	+	Gap or time behind	F	Finish	SPM	Average strokes per minute
STC		Total strokes						

Official Timekeeping by OMEGA

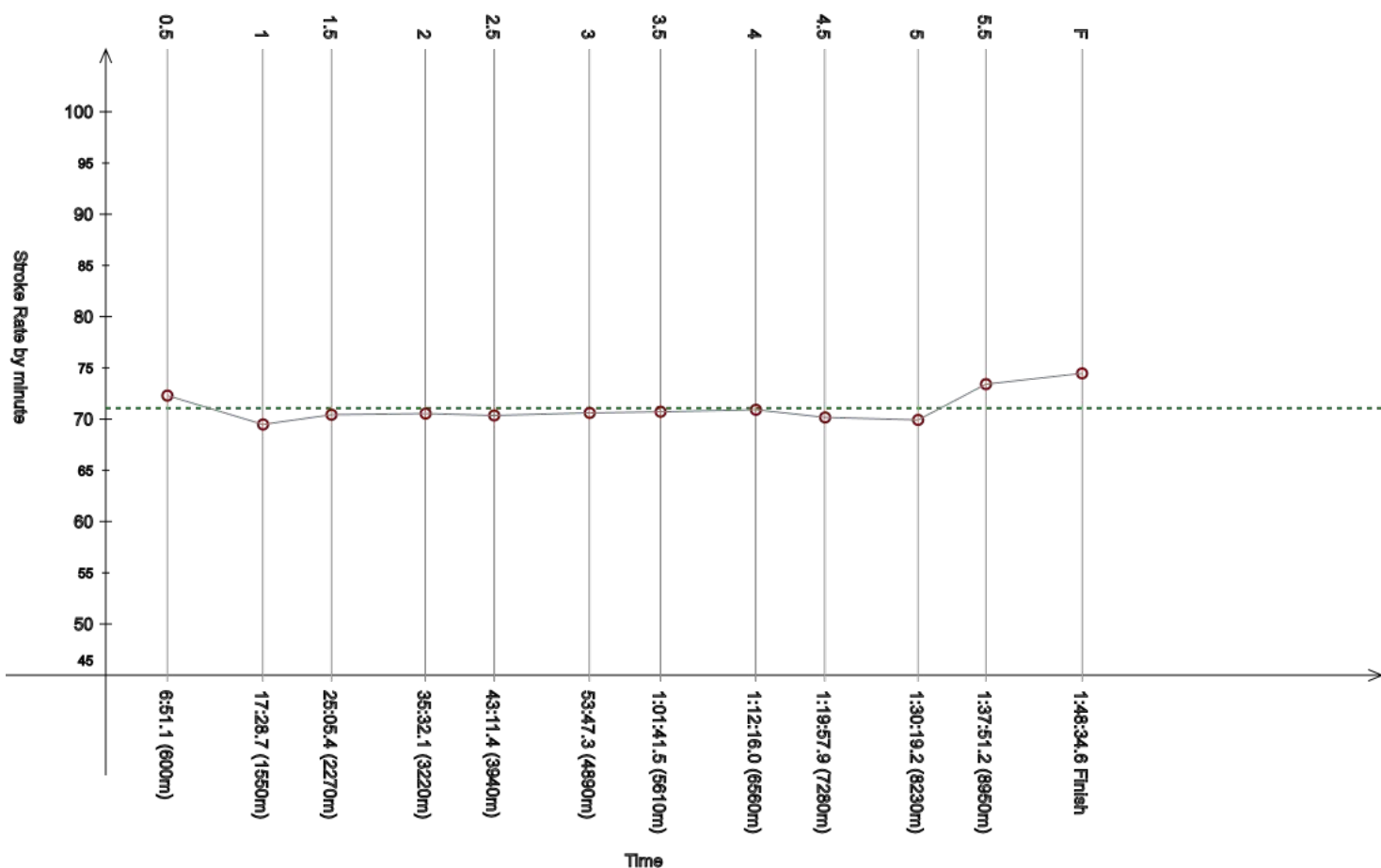
Event 102
4 FEB 2024 - 10:30

Men's 10km

Race Analysis

Rank	Bib	Name	NAT Code	Finish Time	Gap
13	16	KYNIGAKIS Athanasios	GRE	1:48:34.6	+13.4

Lap	Time	Rank	Gap	SPM	Lap	Time	Rank	Gap	SPM	Lap	Time	Rank	Gap	SPM	SPM	STC
0.5	6:51.1	(2)	+2.7	72.3	1	17:28.7	(=6)	+4.3	69.5	1.5	25:05.4	(13)	+7.8	70.4		
						10:37.6					7:36.7					
2	35:32.1	(10)	+7.8	70.5	2.5	43:11.4	(4)	+3.5	70.4	3	53:47.3	(7)	+4.2	70.6		
	10:26.7					7:39.3					10:35.9				71.1	7729
3.5	1:01:41.5	(=14)	+10.9	70.7	4	1:12:16.0	(23)	+14.5	70.9	4.5	1:19:57.9	(13)	+11.1	70.2		
	7:54.2					10:34.5					7:41.9					
5	1:30:19.2	(13)	+10.1	69.9	5.5	1:37:51.2	(1)		73.4	F	1:48:34.6	(13)	+13.4	74.5		
	10:21.3					7:32.0					10:43.4					



Legend:	-----	Stroke Rate Average	+	Gap or time behind	F	Finish	SPM	Average strokes per minute
STC		Total strokes						

Official Timekeeping by OMEGA

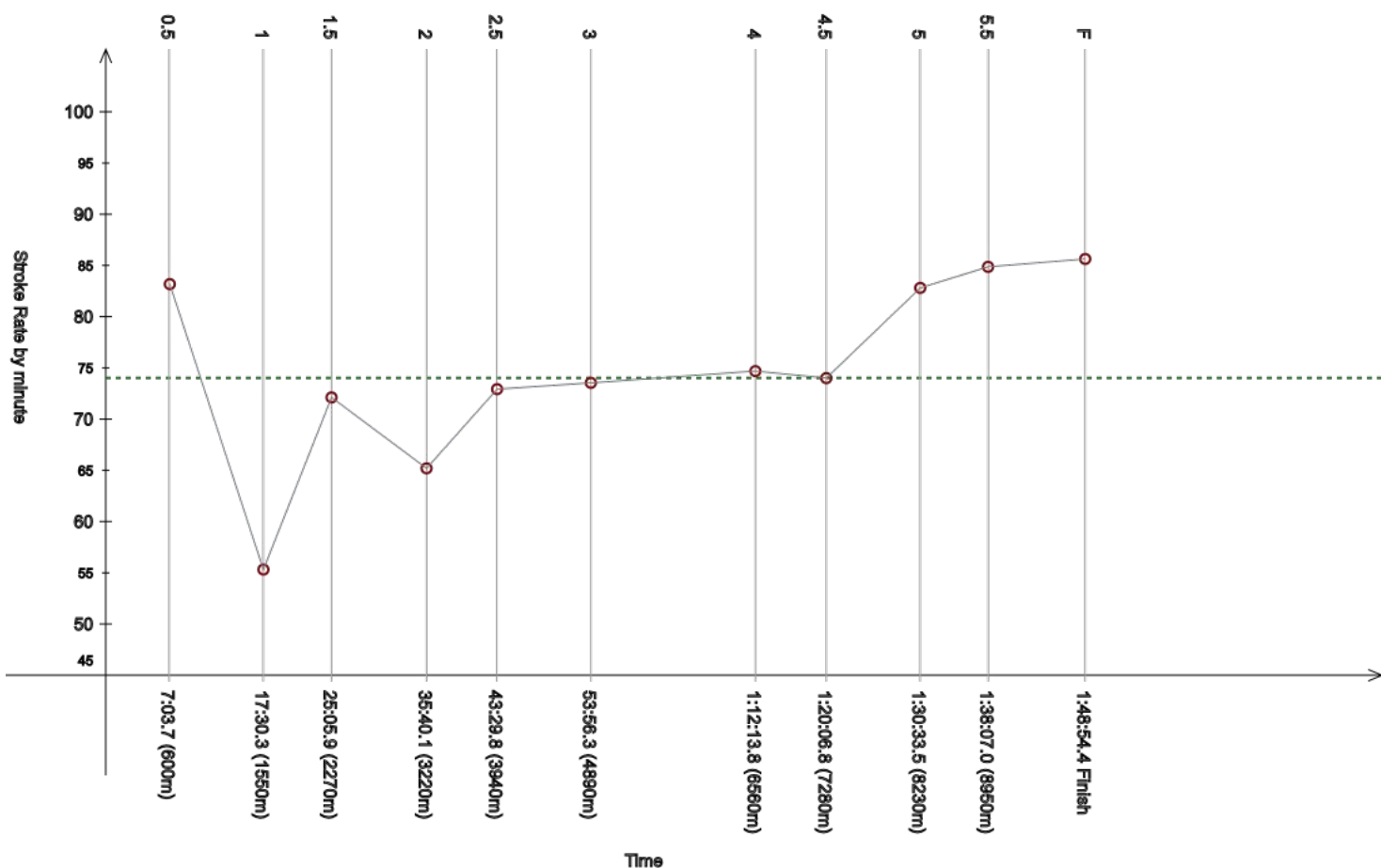
Event 102
4 FEB 2024 - 10:30

Men's 10km

Race Analysis

Rank	Bib	Name	NAT Code	Finish Time	Gap
14	43	PUSKOVITCH Ivan	USA	1:48:54.4	+33.2

Lap	Time	Rank	Gap	SPM	Lap	Time	Rank	Gap	SPM	Lap	Time	Rank	Gap	SPM	SPM	STC
0.5	7:03.7	(33)	+15.3	83.2	1	17:30.3	(10)	+5.9	55.3	1.5	25:05.9	(15)	+8.3	72.1		
						10:26.6					7:35.6					
2	35:40.1	(30)	+15.8	65.2	2.5	43:29.8	(44)	+21.9	72.9	3	53:56.3	(26)	+13.2	73.5		
	10:34.2					7:49.7					10:26.5				74.0	8021
3.5	-	-	-	-	4	1:12:13.8	(17)	+12.3	74.7	4.5	1:20:06.8	(26)	+20.0	74.0		
						-					7:53.0					
5	1:30:33.5	(20)	+24.4	82.8	5.5	1:38:07.0	(19)	+15.8	84.9	F	1:48:54.4	(14)	+33.2	85.6		
	10:26.7					7:33.5					10:47.4					



Legend:	
-	Information not available
SPM	Average strokes per minute
----	Stroke Rate Average
STC	Total strokes
+	Gap or time behind
F	Finish

Official Timekeeping by OMEGA

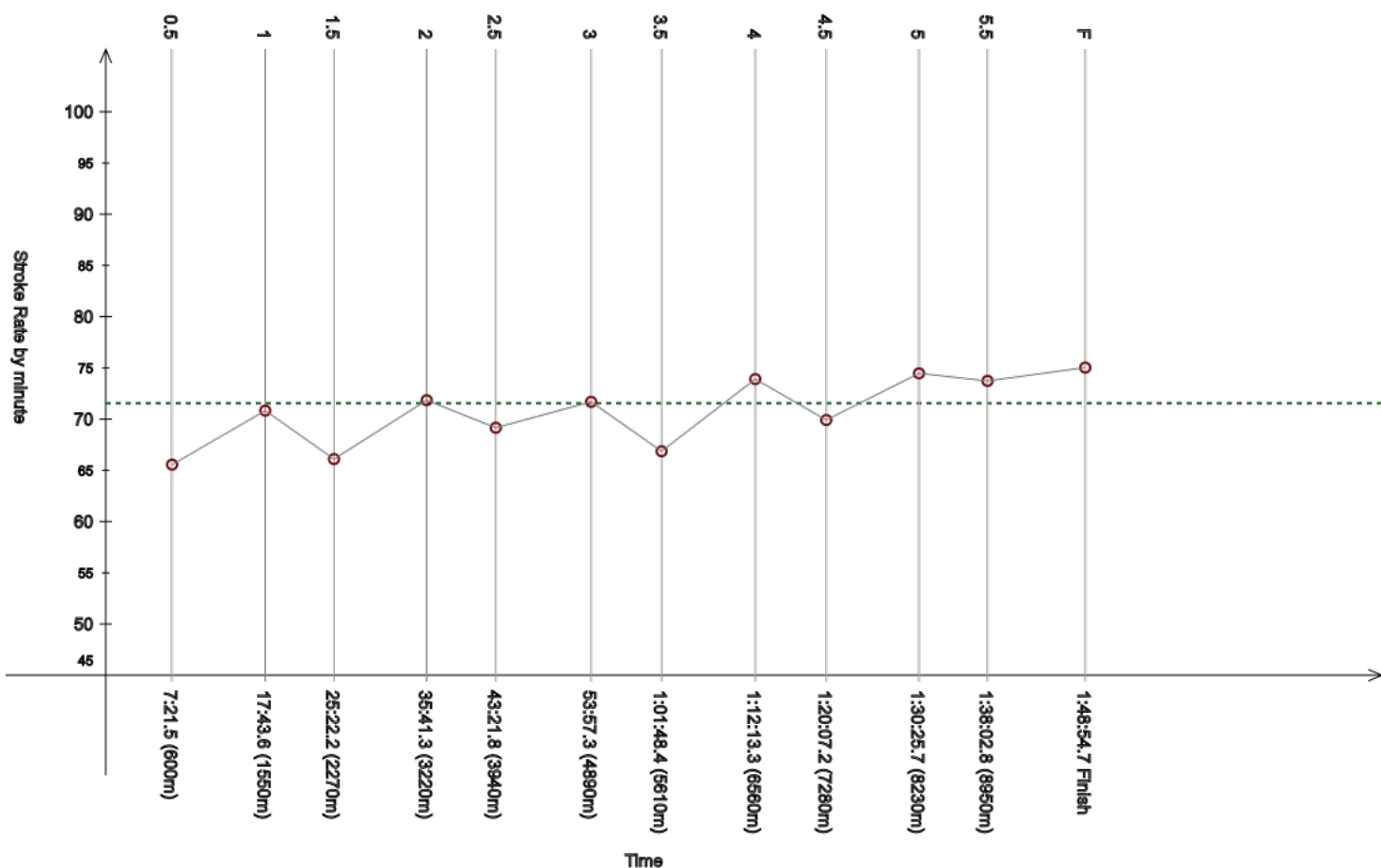
Event 102
4 FEB 2024 - 10:30

Men's 10km

Race Analysis

Rank	Bib	Name	NAT Code	Finish Time	Gap
15	65	ROBINSON Tobias Patrick	GBR	1:48:54.7	+33.5

Lap	Time	Rank	Gap	SPM	Lap	Time	Rank	Gap	SPM	Lap	Time	Rank	Gap	SPM	SPM	STC
0.5	7:21.5	(70)	+33.1	65.6	1	17:43.6	(43)	+19.2	70.8	1.5	25:22.2	(54)	+24.6	66.1		
						10:22.1					7:38.6					
2	35:41.3	(33)	+17.0	71.8	2.5	43:21.8	(=29)	+13.9	69.2	3	53:57.3	(=28)	+14.2	71.7		
	10:19.1					7:40.5					10:35.5				71.6	7746
3.5	1:01:48.4	(23)	+17.8	66.9	4	1:12:13.3	(15)	+11.8	73.9	4.5	1:20:07.2	(27)	+20.4	69.9		
	7:51.1					10:24.9					7:53.9					
5	1:30:25.7	(19)	+16.6	74.5	5.5	1:38:02.8	(18)	+11.6	73.7	F	1:48:54.7	(15)	+33.5	75.0		
	10:18.5					7:37.1					10:51.9					



Legend:	-----	Stroke Rate Average	+	Gap or time behind	F	Finish	SPM	Average strokes per minute
STC		Total strokes						

Official Timekeeping by OMEGA

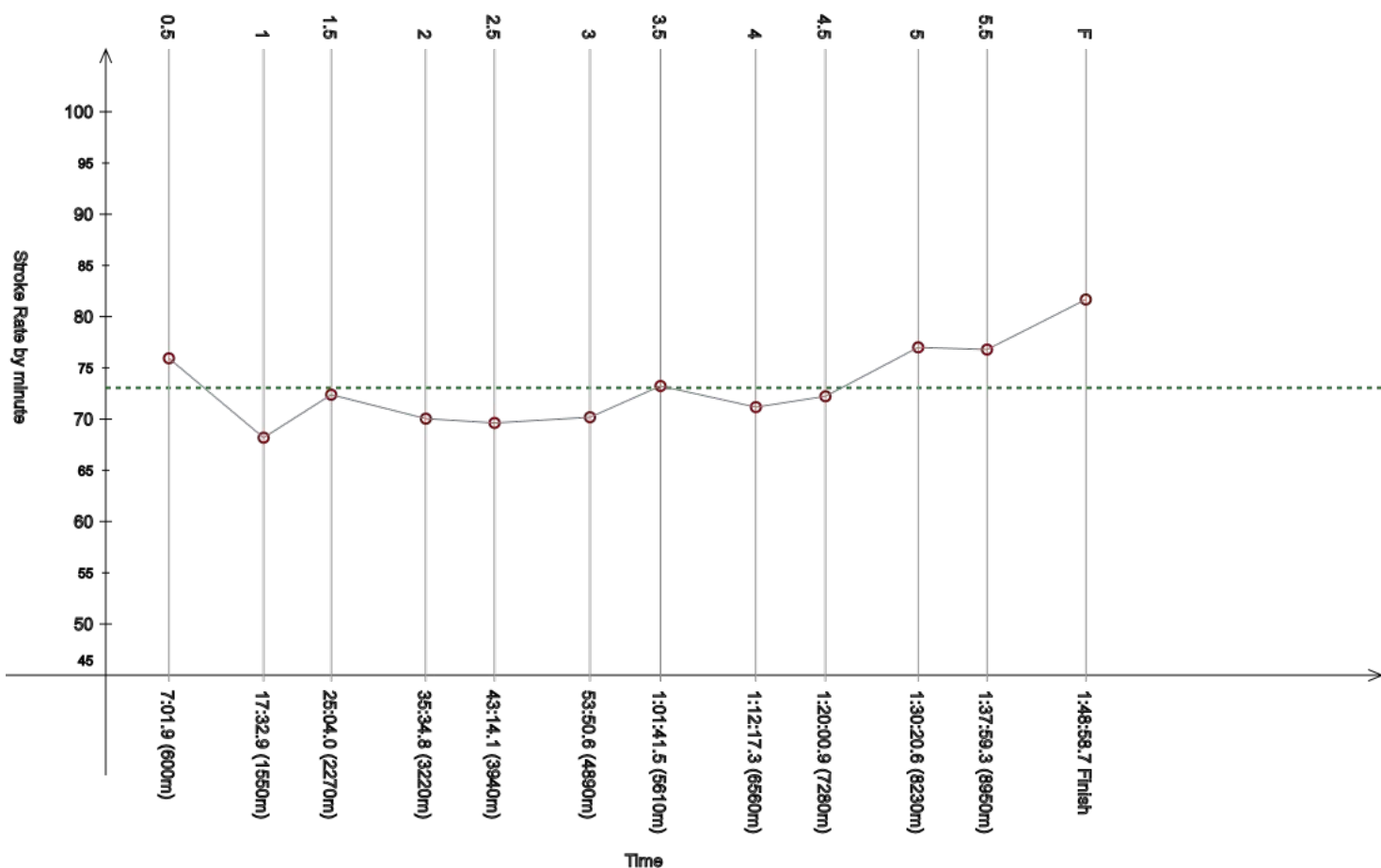
Event 102
4 FEB 2024 - 10:30

Men's 10km

Race Analysis

Rank	Bib	Name	NAT Code	Finish Time	Gap
16	44	HERCOG Jan	AUT	1:48:58.7	+37.5

Lap	Time	Rank	Gap	SPM	Lap	Time	Rank	Gap	SPM	Lap	Time	Rank	Gap	SPM	SPM	STC
0.5	7:01.9	(27)	+13.5	75.9	1	17:32.9	(=17)	+8.5	68.2	1.5	25:04.0	(9)	+6.4	72.4		
						10:31.0					7:31.1					
2	35:34.8	(15)	+10.5	70.0	2.5	43:14.1	(10)	+6.2	69.6	3	53:50.6	(15)	+7.5	70.2		
						7:39.3					10:36.5				73.1	7974
3.5	1:01:41.5	(=14)	+10.9	73.2	4	1:12:17.3	(25)	+15.8	71.2	4.5	1:20:00.9	(16)	+14.1	72.2		
						10:35.8					7:43.6					
5	1:30:20.6	(14)	+11.5	77.0	5.5	1:37:59.3	(15)	+8.1	76.8	F	1:48:58.7	(16)	+37.5	81.7		
						7:38.7					10:59.4					



Legend:
 - - - - Stroke Rate Average + Gap or time behind F Finish SPM Average strokes per minute
 STC Total strokes

Official Timekeeping by OMEGA

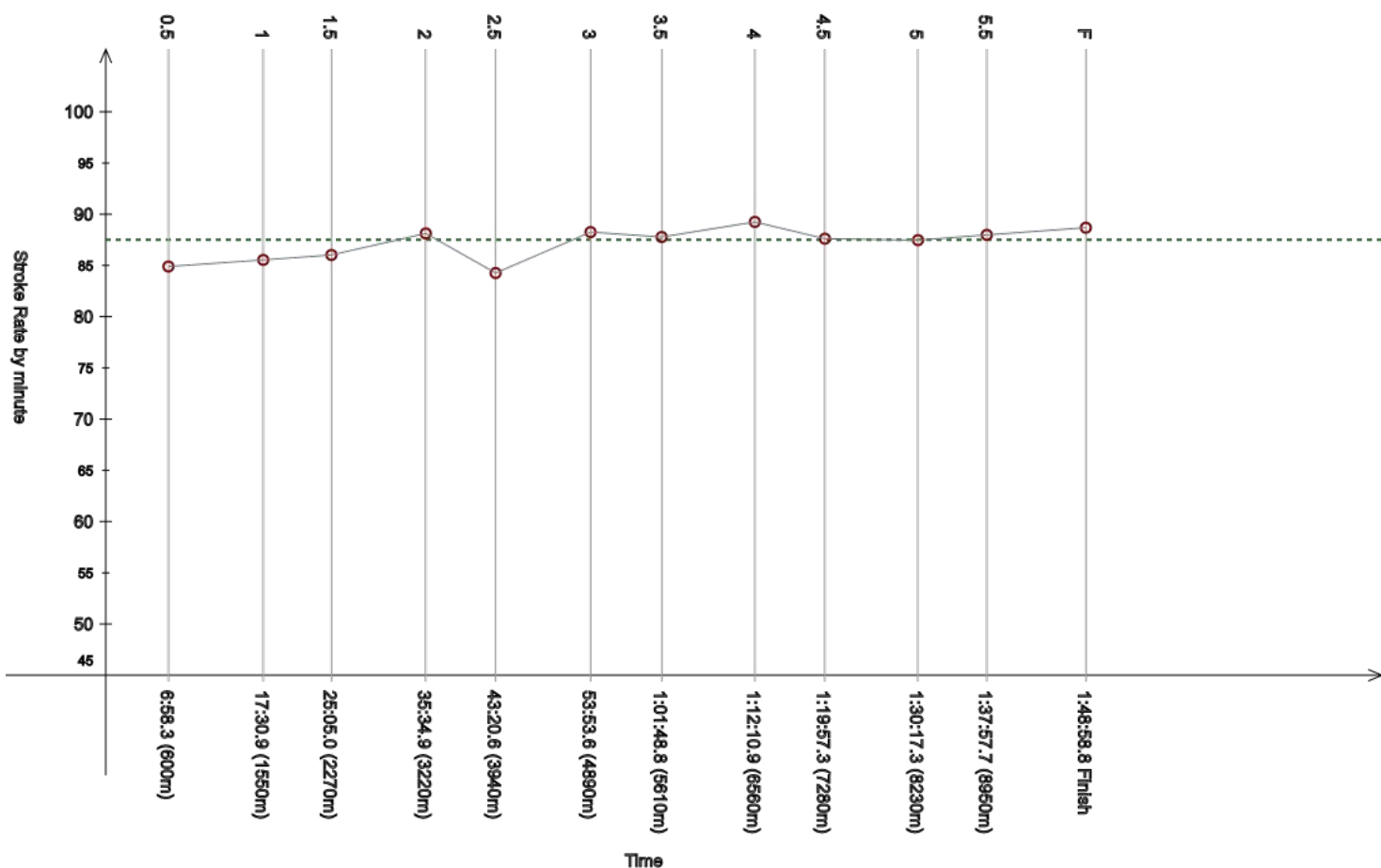
Event 102
4 FEB 2024 - 10:30

Men's 10km

Race Analysis

Rank	Bib	Name	NAT Code	Finish Time	Gap
17	76	STRAKA Martin	CZE	1:48:58.8	+37.6

Lap	Time	Rank	Gap	SPM	Lap	Time	Rank	Gap	SPM	Lap	Time	Rank	Gap	SPM	SPM	STC
0.5	6:58.3	(=16)	+9.9	84.9	1	17:30.9	(12)	+6.5	85.5	1.5	25:05.0	(12)	+7.4	86.0		
						10:32.6					7:34.1					
2	35:34.9	(16)	+10.6	88.1	2.5	43:20.6	(27)	+12.7	84.3	3	53:53.6	(22)	+10.5	88.3		
						7:45.7					10:33.0				87.5	9577
3.5	1:01:48.8	(24)	+18.2	87.8	4	1:12:10.9	(12)	+9.4	89.3	4.5	1:19:57.3	(11)	+10.5	87.6		
						10:22.1					7:46.4					
5	1:30:17.3	(10)	+8.2	87.5	5.5	1:37:57.7	(12)	+6.5	88.0	F	1:48:58.8	(17)	+37.6	88.7		
						7:40.4					11:01.1					



Legend:	-----	Stroke Rate Average	+	Gap or time behind	F	Finish	SPM	Average strokes per minute
	STC	Total strokes						

Official Timekeeping by OMEGA

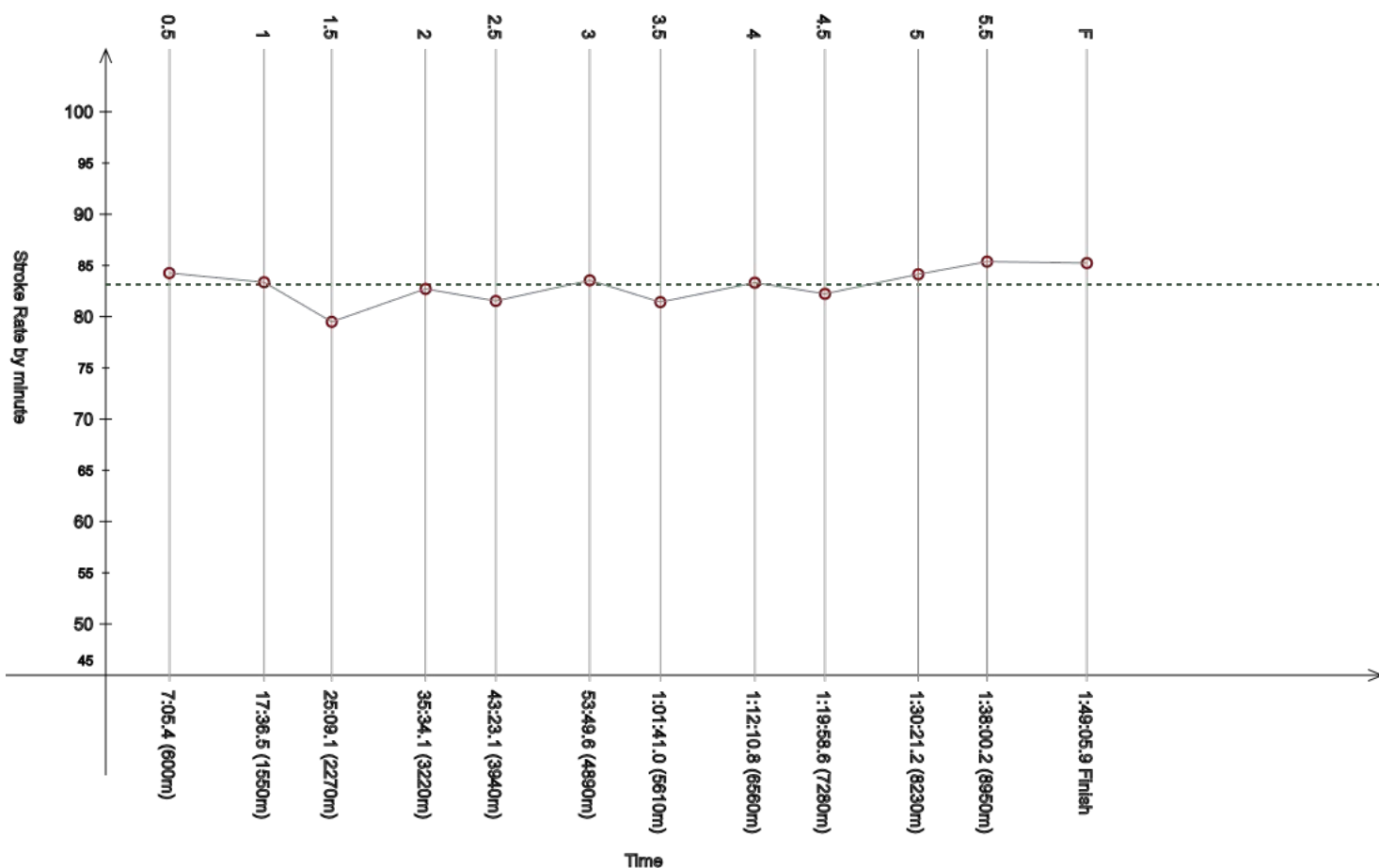
Event 102
4 FEB 2024 - 10:30

Men's 10km

Race Analysis

Rank	Bib	Name	NAT Code	Finish Time	Gap
18	66	STREHLKE DELGADO Paulo	MEX	1:49:05.9	+44.7

Lap	Time	Rank	Gap	SPM	Lap	Time	Rank	Gap	SPM	Lap	Time	Rank	Gap	SPM	SPM	STC
0.5	7:05.4	(35)	+17.0	84.3	1	17:36.5	(=27)	+12.1	83.4	1.5	25:09.1	(19)	+11.5	79.5		
						10:31.1					7:32.6					
2	35:34.1	(14)	+9.8	82.7	2.5	43:23.1	(31)	+15.2	81.5	3	53:49.6	(11)	+6.5	83.5		
						10:25.0					10:26.5				83.1	9119
3.5	1:01:41.0	(12)	+10.4	81.4	4	1:12:10.8	(11)	+9.3	83.3	4.5	1:19:58.6	(14)	+11.8	82.2		
						7:51.4					7:47.8					
5	1:30:21.2	(15)	+12.1	84.1	5.5	1:38:00.2	(16)	+9.0	85.4	F	1:49:05.9	(18)	+44.7	85.2		
						10:22.6					11:05.7					



Legend:	-----	Stroke Rate Average	+	Gap or time behind	F	Finish	SPM	Average strokes per minute
STC		Total strokes						

Official Timekeeping by OMEGA

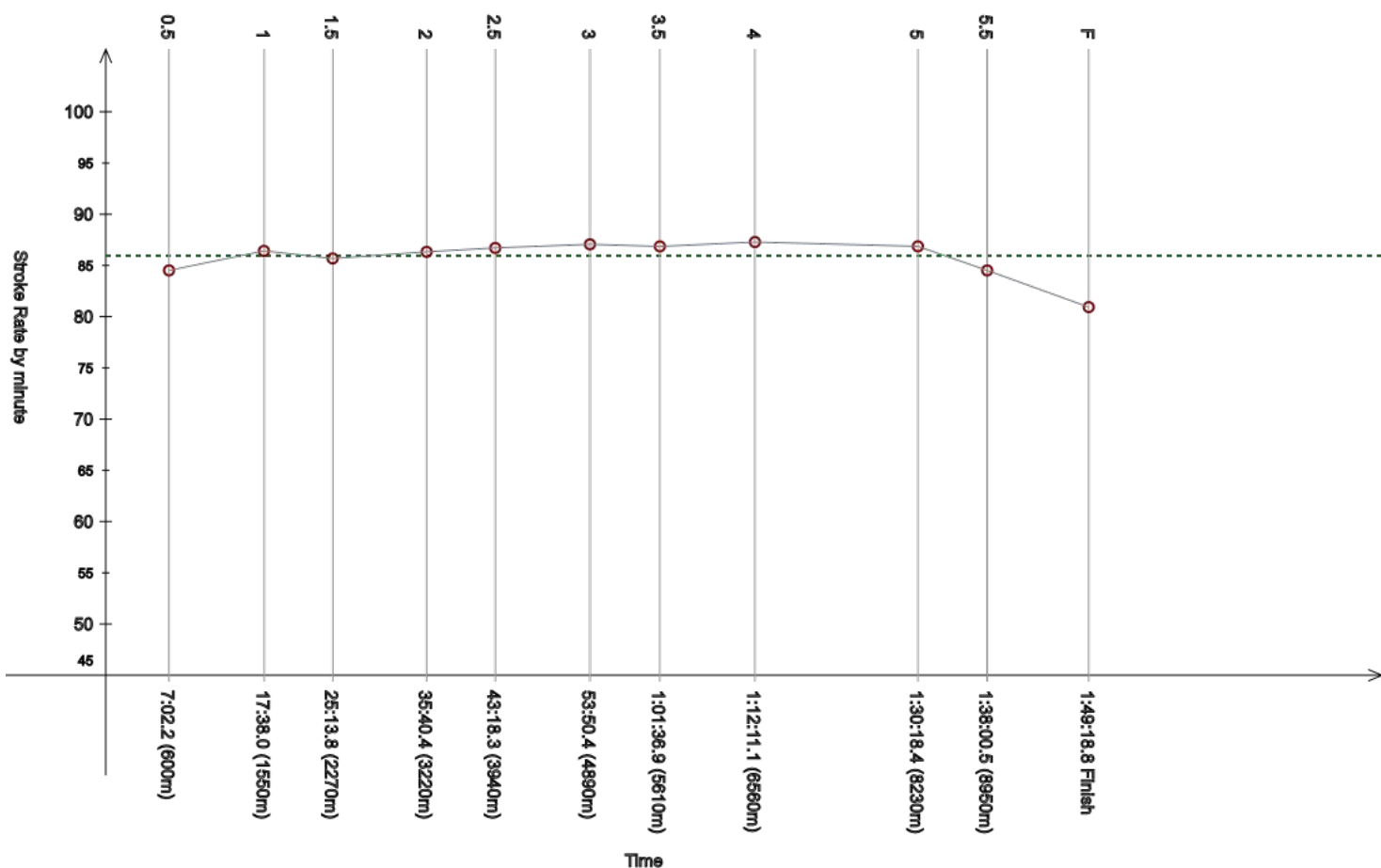
Event 102
4 FEB 2024 - 10:30

Men's 10km

Race Analysis

Rank	Bib	Name	NAT Code	Finish Time	Gap
19	53	BRINEGAR Michael	USA	1:49:18.8	+57.6

Lap	Time	Rank	Gap	SPM	Lap	Time	Rank	Gap	SPM	Lap	Time	Rank	Gap	SPM	SPM	STC
0.5	7:02.2	(29)	+13.8	84.5	1	17:38.0	(33)	+13.6	86.4	1.5	25:13.8	(=31)	+16.2	85.7		
						10:35.8					7:35.8					
2	35:40.4	(31)	+16.1	86.3	2.5	43:18.3	(23)	+10.4	86.7	3	53:50.4	(13)	+7.3	87.1		
						7:37.9					10:32.1				85.9	9450
3.5	1:01:36.9	(8)	+6.3	86.9	4	1:12:11.1	(13)	+9.6	87.3	4.5	-	-	-	-		
						10:34.2					-					
5	1:30:18.4	(11)	+9.3	86.9	5.5	1:38:00.5	(17)	+9.3	84.5	F	1:49:18.8	(19)	+57.6	80.9		
						7:42.1					11:18.3					



Legend:	- Information not available	---- Stroke Rate Average	+ Gap or time behind	F Finish
SPM	Average strokes per minute	STC	Total strokes	

Official Timekeeping by OMEGA

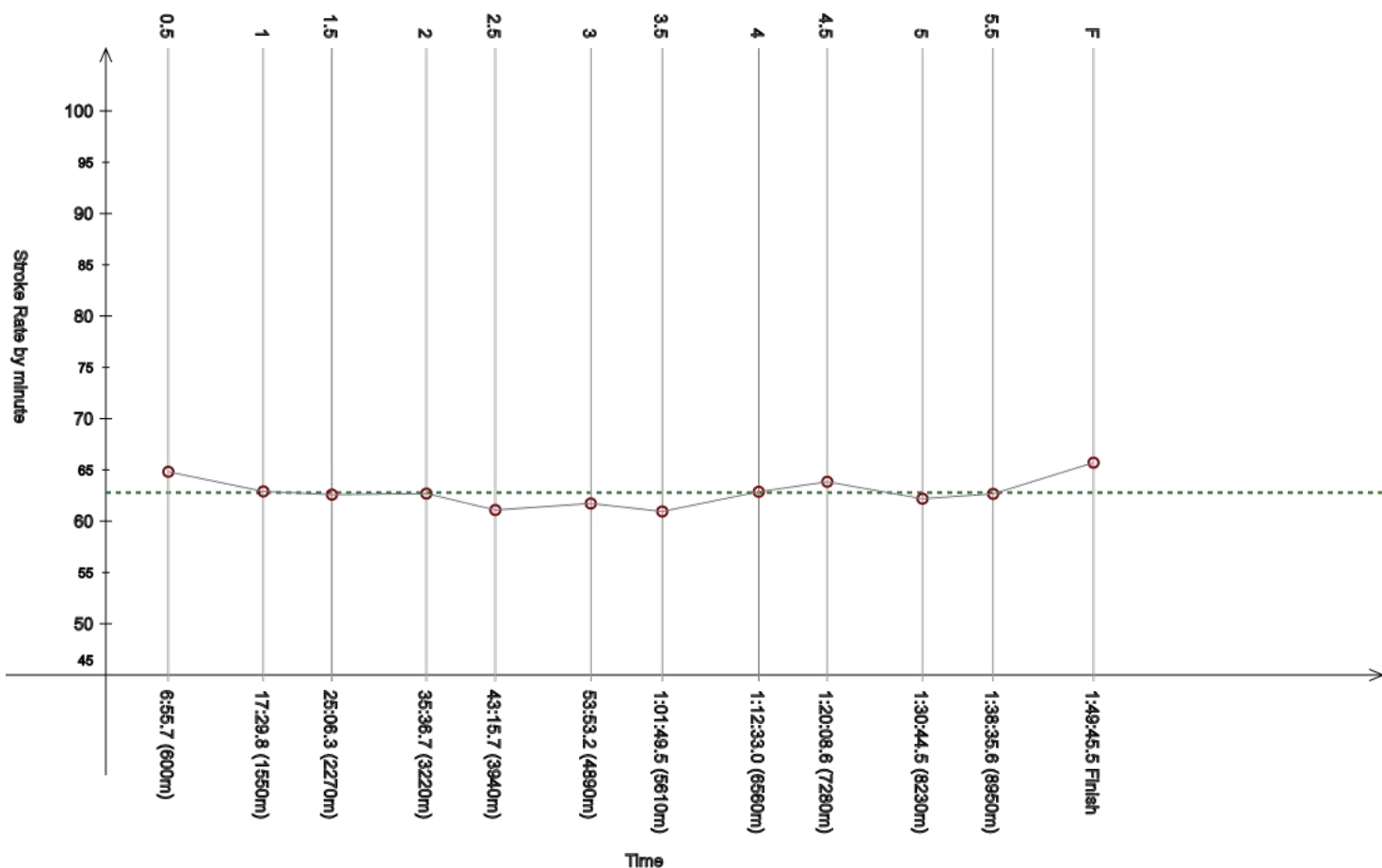
Event 102
4 FEB 2024 - 10:30

Men's 10km

Race Analysis

Rank	Bib	Name	NAT Code	Finish Time	Gap
20	39	WOZNIAK Piotr	POL	1:49:45.5	+1:24.3

Lap	Time	Rank	Gap	SPM	Lap	Time	Rank	Gap	SPM	Lap	Time	Rank	Gap	SPM	SPM	STC
0.5	6:55.7	(7)	+7.3	64.8	1	17:29.8	(=8)	+5.4	62.9	1.5	25:06.3	(16)	+8.7	62.6		
						10:34.1					7:36.5					
2	35:36.7	(22)	+12.4	62.7	2.5	43:15.7	(=15)	+7.8	61.1	3	53:53.2	(21)	+10.1	61.7		
						10:30.4					10:37.5				62.8	6908
3.5	1:01:49.5	(26)	+18.9	61.0	4	1:12:33.0	(34)	+31.5	62.9	4.5	1:20:08.6	(30)	+21.8	63.8		
						10:43.5					7:35.6					
5	1:30:44.5	(26)	+35.4	62.2	5.5	1:38:35.6	(21)	+44.4	62.7	F	1:49:45.5	(20)	++	65.7		
						7:51.1					11:09.9					



Legend:			
---	Stroke Rate Average	+	Gap or time behind
++	One minute or more behind in split time	F	Finish
SPM	Average strokes per minute	STC	Total strokes

Official Timekeeping by OMEGA

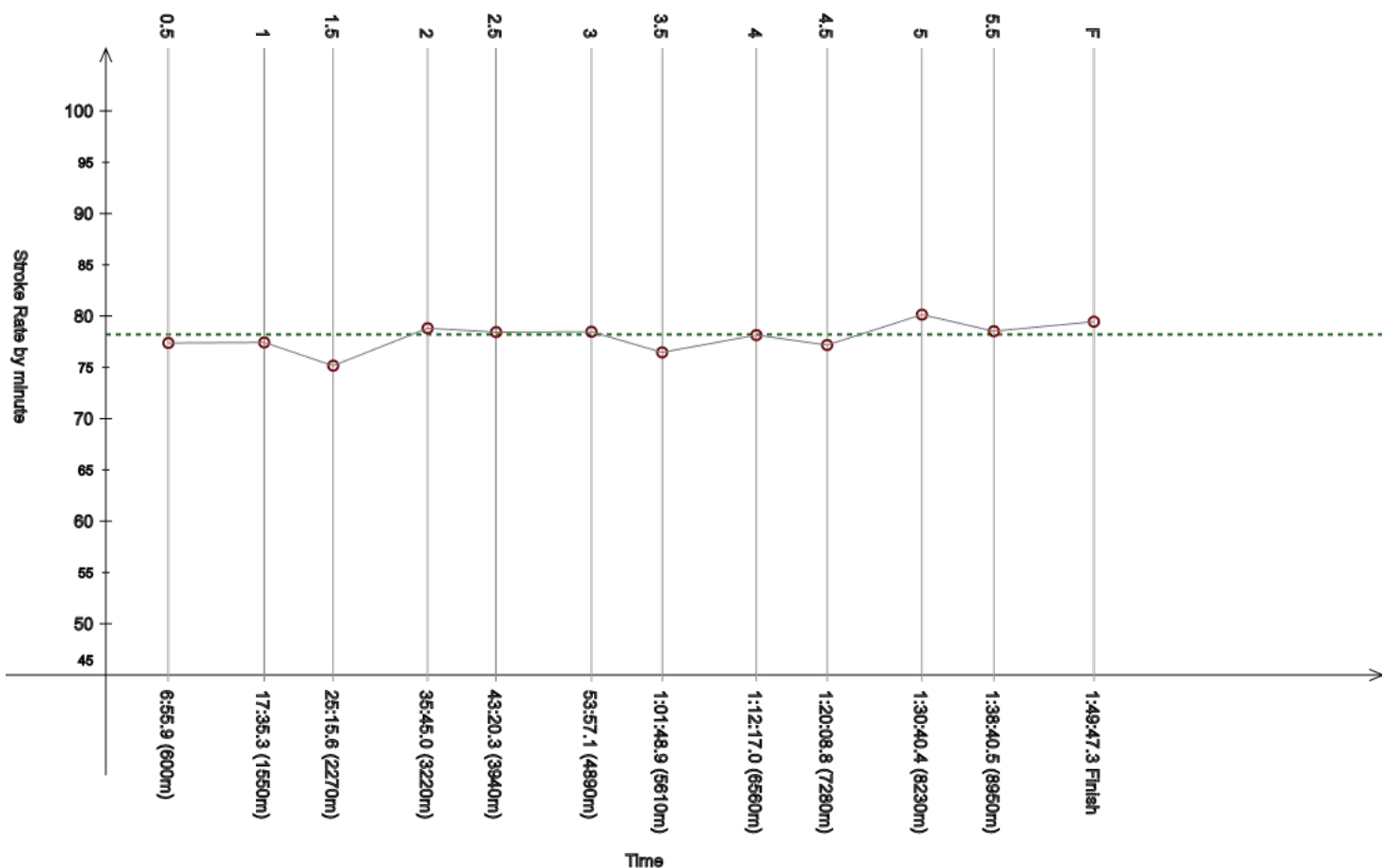
Event 102
4 FEB 2024 - 10:30

Men's 10km

Race Analysis

Rank	Bib	Name	NAT Code	Finish Time	Gap
21	4	KOZUBEK Matej	CZE	1:49:47.3	+1:26.1

Lap	Time	Rank	Gap	SPM	Lap	Time	Rank	Gap	SPM	Lap	Time	Rank	Gap	SPM	SPM	STC
0.5	6:55.9	(=8)	+7.5	77.4	1	17:35.3	(=22)	+10.9	77.4	1.5	25:15.6	(=39)	+18.0	75.2		
						10:39.4					7:40.3					
2	35:45.0	(40)	+20.7	78.8	2.5	43:20.3	(26)	+12.4	78.4	3	53:57.1	(27)	+14.0	78.5		
						10:29.4					10:36.8				78.2	8615
3.5	1:01:48.9	(25)	+18.3	76.5	4	1:12:17.0	(24)	+15.5	78.1	4.5	1:20:08.8	(31)	+22.0	77.2		
						7:51.8					7:51.8					
5	1:30:40.4	(22)	+31.3	80.1	5.5	1:38:40.5	(23)	+49.3	78.5	F	1:49:47.3	(21)	++	79.5		
						8:00.1					11:06.8					



Legend:			
---	Stroke Rate Average	+	Gap or time behind
++	One minute or more behind in split time	F	Finish
SPM	Average strokes per minute	STC	Total strokes

Official Timekeeping by OMEGA

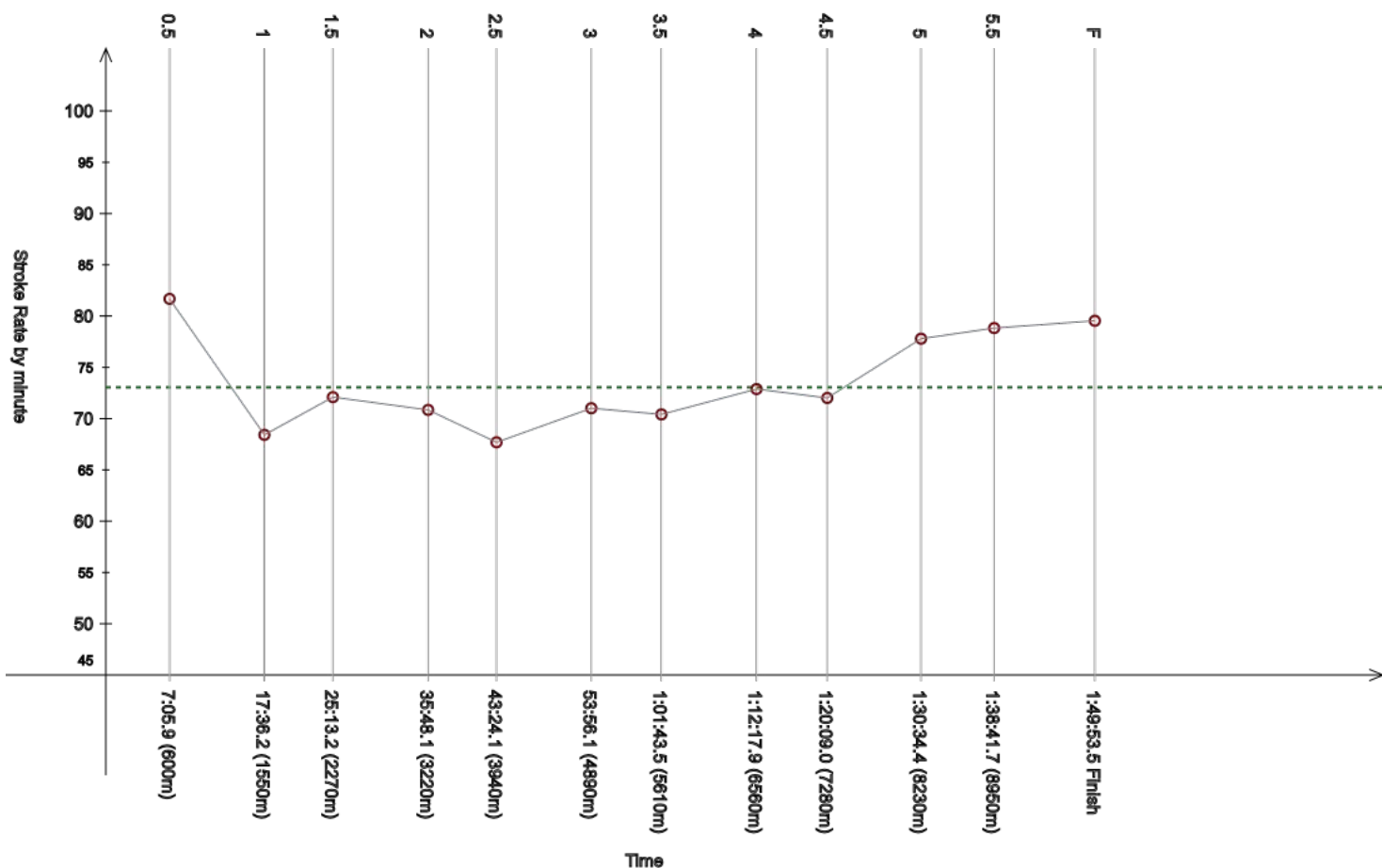
Event 102
4 FEB 2024 - 10:30

Men's 10km

Race Analysis

Rank	Bib	Name	NAT Code	Finish Time	Gap
22	48	ENDERICA SALGADO Esteban	ECU	1:49:53.5	+1:32.3

Lap	Time	Rank	Gap	SPM	Lap	Time	Rank	Gap	SPM	Lap	Time	Rank	Gap	SPM	SPM	STC
0.5	7:05.9	(38)	+17.5	81.7	1	17:36.2	(25)	+11.8	68.4	1.5	25:13.2	(28)	+15.6	72.1		
						10:30.3					7:37.0					
2	35:48.1	(41)	+23.8	70.9	2.5	43:24.1	(34)	+16.2	67.7	3	53:56.1	(25)	+13.0	71.0		
						7:36.0					10:32.0				73.1	8119
3.5	1:01:43.5	(19)	+12.9	70.4	4	1:12:17.9	(27)	+16.4	72.9	4.5	1:20:09.0	(32)	+22.2	72.0		
						10:34.4					7:51.1					
5	1:30:34.4	(21)	+25.3	77.8	5.5	1:38:41.7	(24)	+50.5	78.8	F	1:49:53.5	(22)	++	79.5		
						8:07.3					11:11.8					



Legend:			
---	Stroke Rate Average	+	Gap or time behind
++	One minute or more behind in split time	F	Finish
SPM	Average strokes per minute	STC	Total strokes

Official Timekeeping by OMEGA

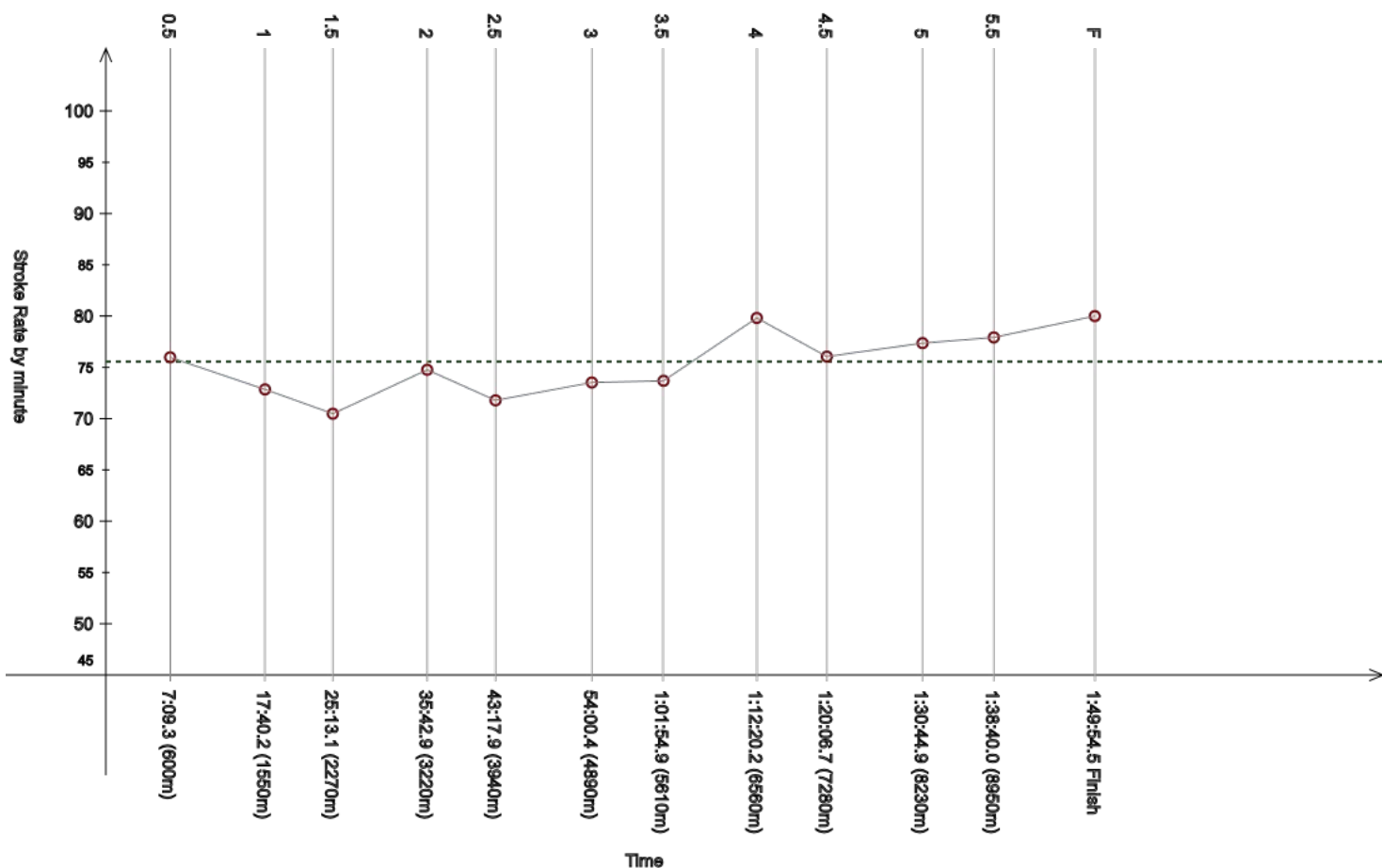
Event 102
4 FEB 2024 - 10:30

Men's 10km

Race Analysis

Rank	Bib	Name	NAT Code	Finish Time	Gap
23	30	CAMPOS Tiago	POR	1:49:54.5	+1:33.3

Lap	Time	Rank	Gap	SPM	Lap	Time	Rank	Gap	SPM	Lap	Time	Rank	Gap	SPM	SPM	STC
0.5	7:09.3	(52)	+20.9	76.0	1	17:40.2	(40)	+15.8	72.9	1.5	25:13.1	(27)	+15.5	70.5		
						10:30.9					7:32.9					
2	35:42.9	(36)	+18.6	74.8	2.5	43:17.9	(21)	+10.0	71.8	3	54:00.4	(38)	+17.3	73.5		
						7:35.0					10:42.5				75.6	8259
3.5	1:01:54.9	(33)	+24.3	73.7	4	1:12:20.2	(30)	+18.7	79.8	4.5	1:20:06.7	(=24)	+19.9	76.1		
						10:25.3					7:46.5					
5	1:30:44.9	(28)	+35.8	77.4	5.5	1:38:40.0	(22)	+48.8	77.9	F	1:49:54.5	(23)	++	80.0		
						7:55.1					11:14.5					



Legend:			
---	Stroke Rate Average	+	Gap or time behind
++	One minute or more behind in split time	F	Finish
SPM	Average strokes per minute	STC	Total strokes

Official Timekeeping by OMEGA

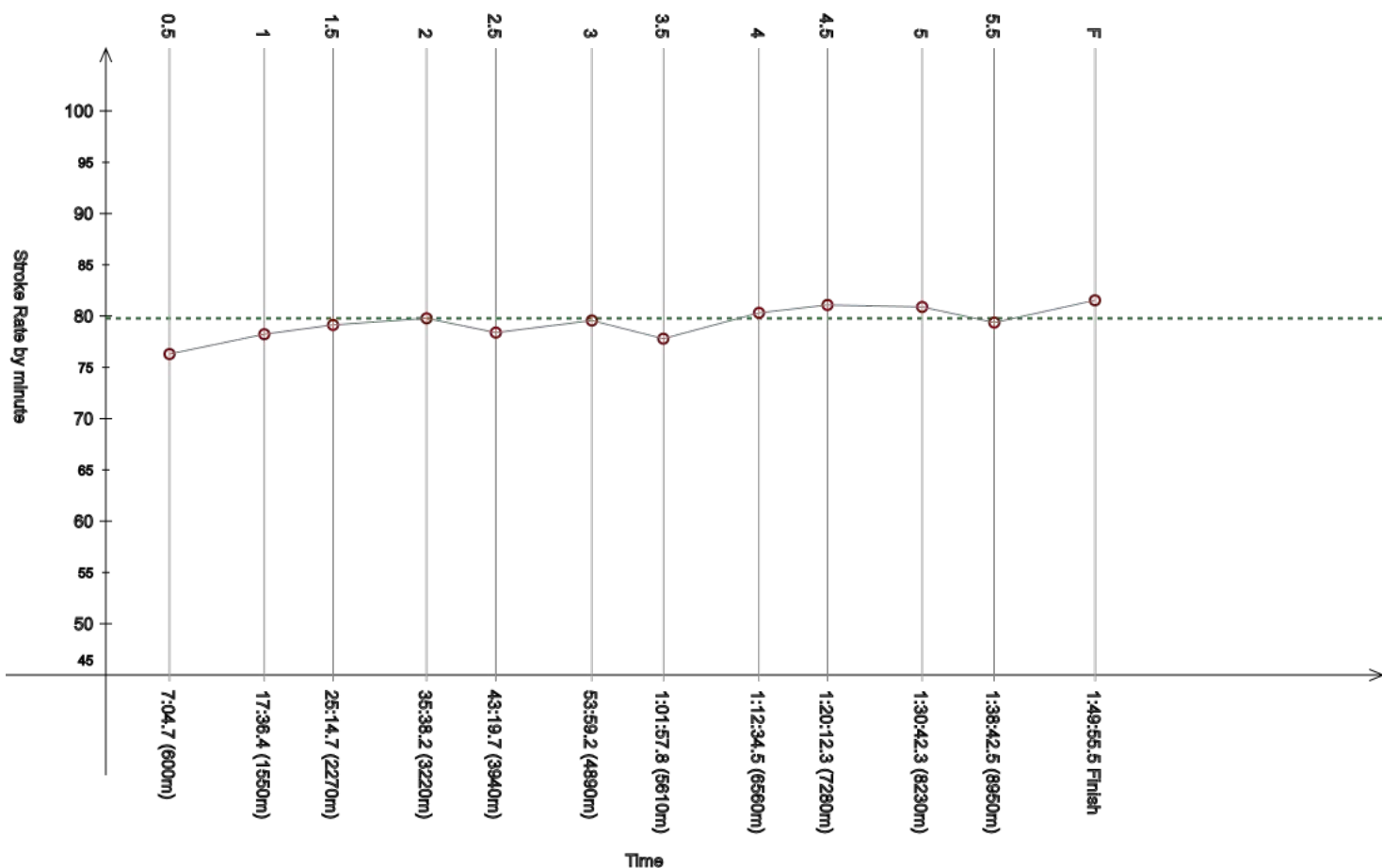
Event 102
4 FEB 2024 - 10:30

Men's 10km

Race Analysis

Rank	Bib	Name	NAT Code	Finish Time	Gap
24	67	PUJOL Guillem	ESP	1:49:55.5	+1:34.3

Lap	Time	Rank	Gap	SPM	Lap	Time	Rank	Gap	SPM	Lap	Time	Rank	Gap	SPM	SPM	STC
0.5	7:04.7	(34)	+16.3	76.3	1	17:36.4	(26)	+12.0	78.2	1.5	25:14.7	(=35)	+17.1	79.1		
						10:31.7					7:38.3					
2	35:38.2	(25)	+13.9	79.8	2.5	43:19.7	(=24)	+11.8	78.4	3	53:59.2	(36)	+16.1	79.6		
						10:23.5					10:39.5				79.8	8773
3.5	1:01:57.8	(38)	+27.2	77.8	4	1:12:34.5	(36)	+33.0	80.3	4.5	1:20:12.3	(34)	+25.5	81.1		
						10:36.7					7:37.8					
5	1:30:42.3	(24)	+33.2	80.9	5.5	1:38:42.5	(25)	+51.3	79.4	F	1:49:55.5	(24)	++	81.5		
						8:00.2					11:13.0					



Legend:			
---	Stroke Rate Average	+	Gap or time behind
++	One minute or more behind in split time	F	Finish
SPM	Average strokes per minute	STC	Total strokes

Official Timekeeping by OMEGA

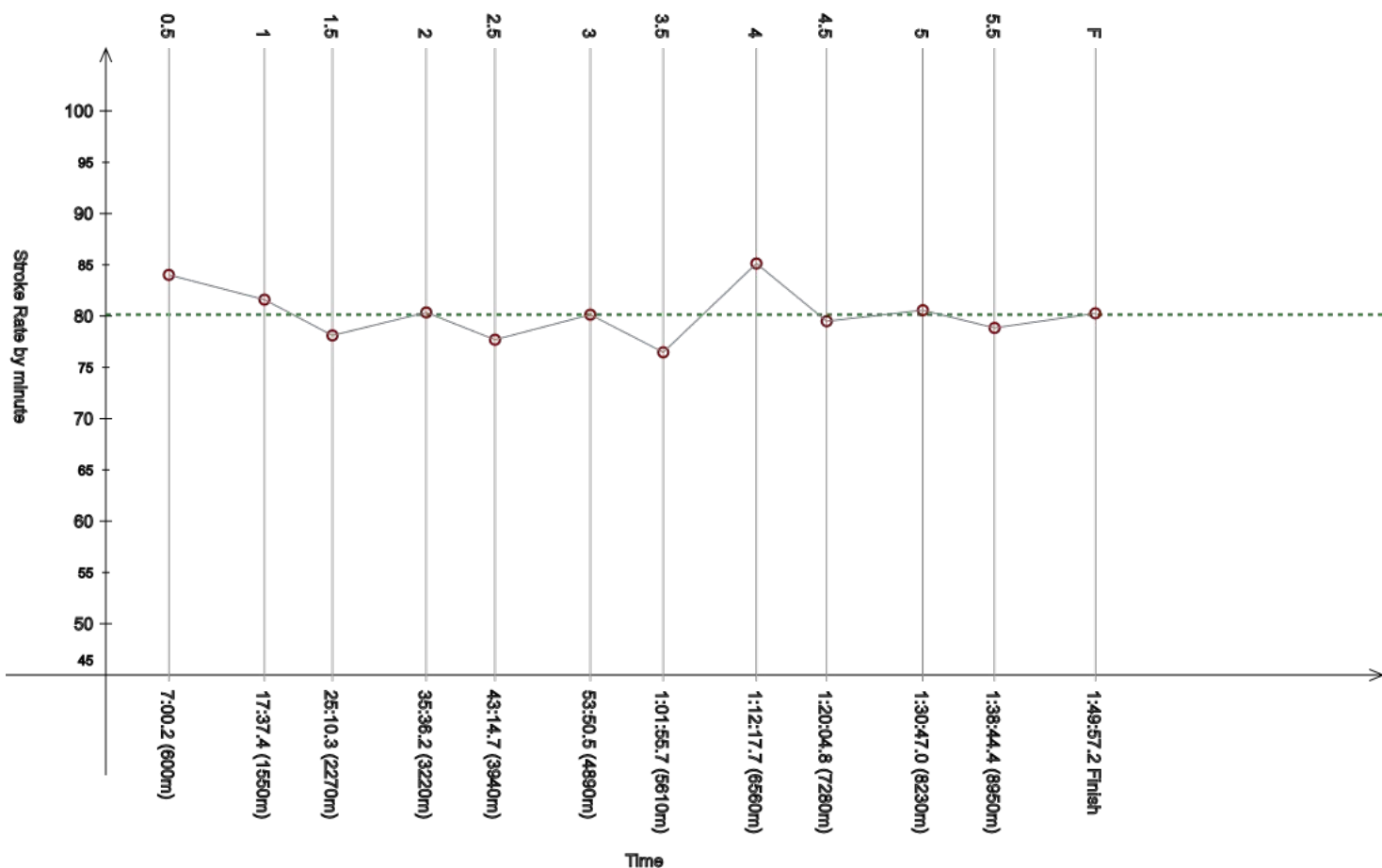
Event 102
4 FEB 2024 - 10:30

Men's 10km

Race Analysis

Rank	Bib	Name	NAT Code	Finish Time	Gap
25	50	MINAMIDE Taishin	JPN	1:49:57.2	+1:36.0

Lap	Time	Rank	Gap	SPM	Lap	Time	Rank	Gap	SPM	Lap	Time	Rank	Gap	SPM	SPM	STC
0.5	7:00.2	(19)	+11.8	84.0	1	17:37.4	(32)	+13.0	81.6	1.5	25:10.3	(21)	+12.7	78.1		
						10:37.2					7:32.9					
2	35:36.2	(20)	+11.9	80.4	2.5	43:14.7	(11)	+6.8	77.7	3	53:50.5	(14)	+7.4	80.1		
						7:38.5					10:35.8				80.1	8837
3.5	1:01:55.7	(36)	+25.1	76.5	4	1:12:17.7	(26)	+16.2	85.1	4.5	1:20:04.8	(21)	+18.0	79.5		
						10:22.0					7:47.1					
5	1:30:47.0	(29)	+37.9	80.6	5.5	1:38:44.4	(27)	+53.2	78.8	F	1:49:57.2	(25)	++	80.3		
						7:57.4					11:12.8					



Legend:			
---	Stroke Rate Average	+	Gap or time behind
++	One minute or more behind in split time	F	Finish
SPM	Average strokes per minute	STC	Total strokes

Official Timekeeping by OMEGA

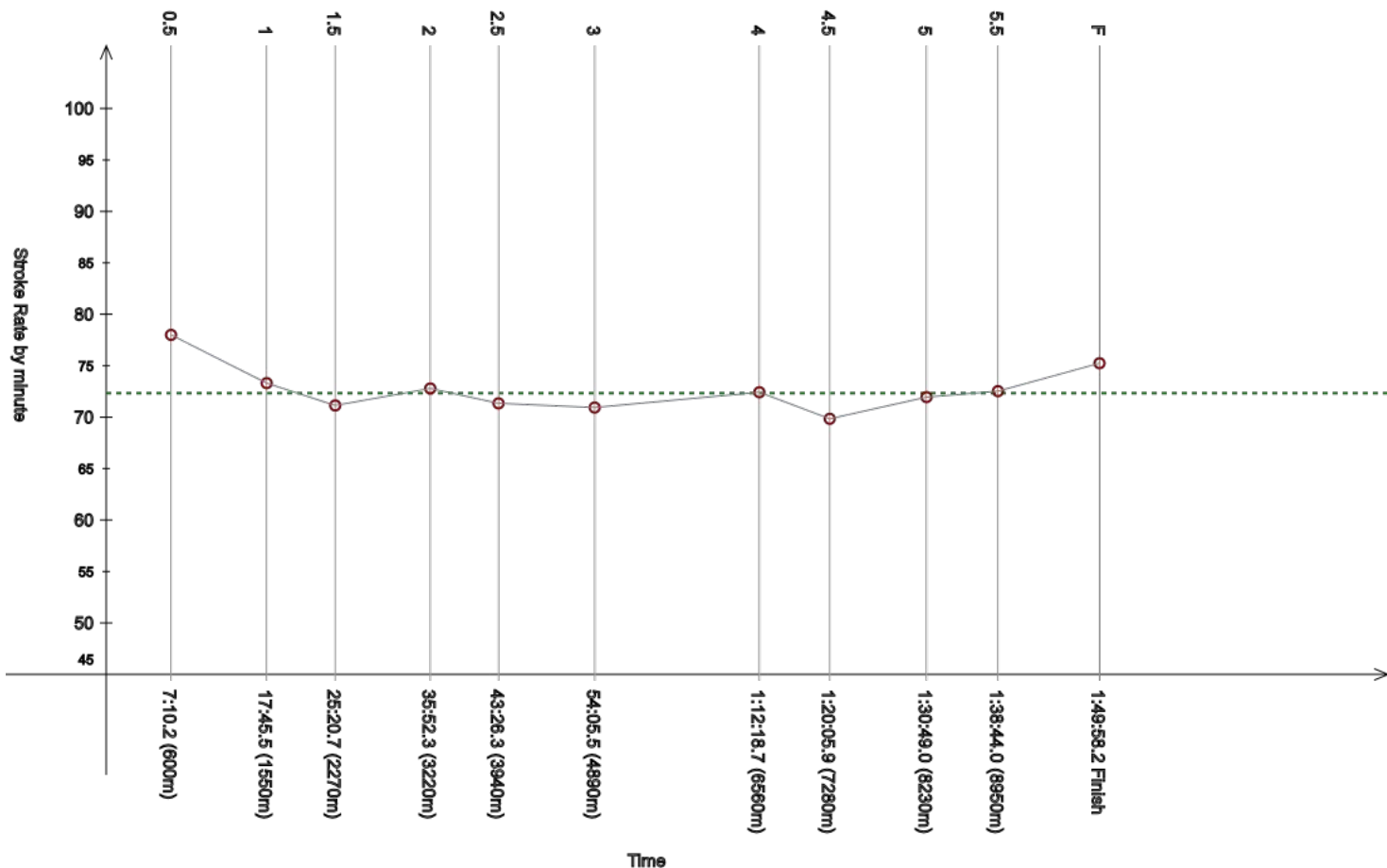
Event 102
4 FEB 2024 - 10:30

Men's 10km

Race Analysis

Rank	Bib	Name	NAT Code	Finish Time	Gap
26	42	CARDOSO Diogo	POR	1:49:58.2	+1:37.0

Lap	Time	Rank	Gap	SPM	Lap	Time	Rank	Gap	SPM	Lap	Time	Rank	Gap	SPM	SPM	STC
0.5	7:10.2	(=53)	+21.8	78.0	1	17:45.5	(50)	+21.1	73.3	1.5	25:20.7	(50)	+23.1	71.1		
						10:35.3					7:35.2					
2	35:52.3	(45)	+28.0	72.8	2.5	43:26.3	(35)	+18.4	71.3	3	54:05.5	(41)	+22.4	70.9		
	10:31.6					7:34.0					10:39.2				72.3	7985
3.5	-	-	-	-	4	1:12:18.7	(29)	+17.2	72.4	4.5	1:20:05.9	(23)	+19.1	69.8		
						-					7:47.2					
5	1:30:49.0	(31)	+39.9	72.0	5.5	1:38:44.0	(26)	+52.8	72.5	F	1:49:58.2	(26)	++	75.2		
	10:43.1					7:55.0					11:14.2					



Legend:			
-	Information not available	---	Stroke Rate Average
+	Gap or time behind	++	One minute or more behind in split time
F	Finish	SPM	Average strokes per minute
STC	Total strokes		

Official Timekeeping by OMEGA

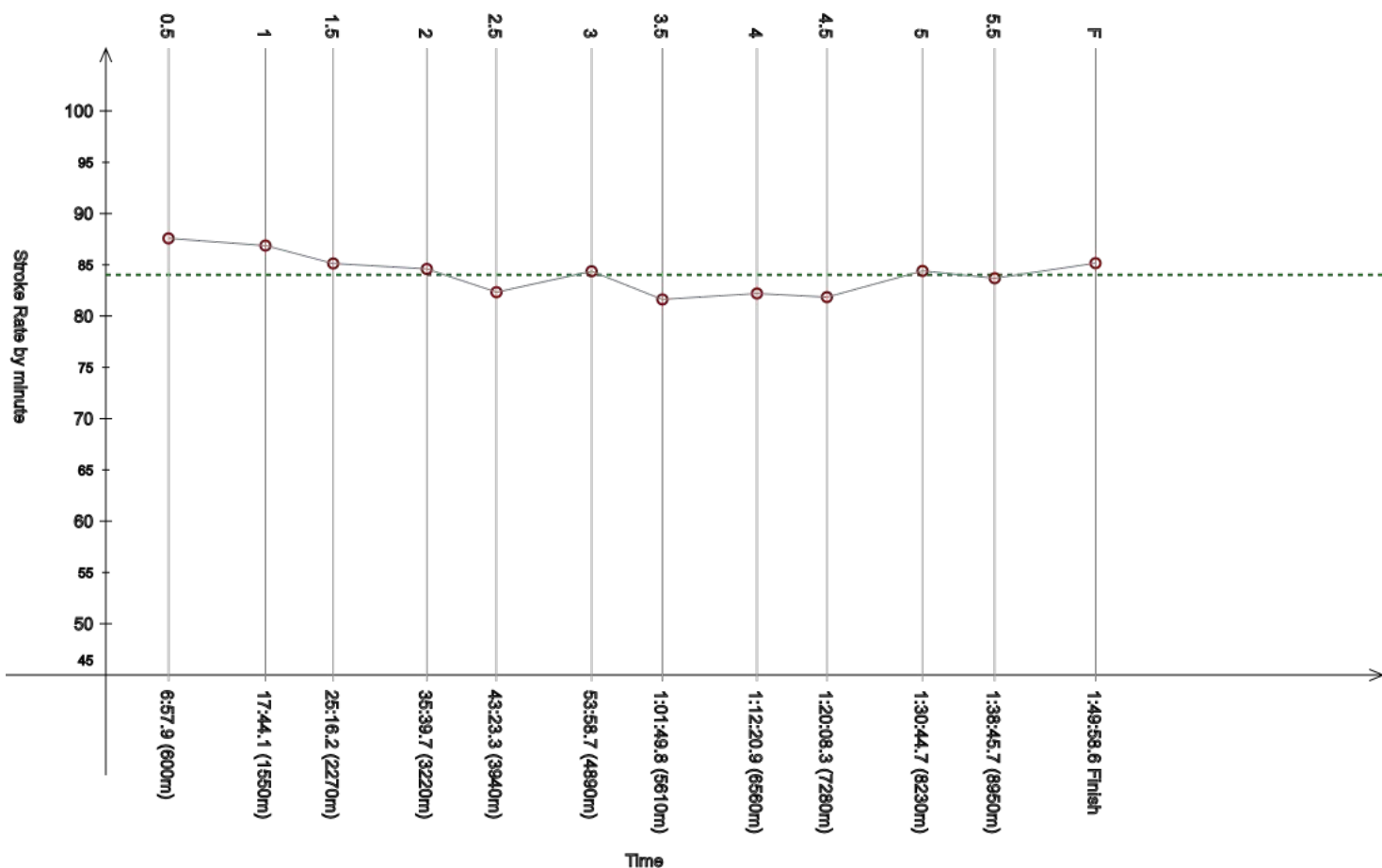
Event 102
4 FEB 2024 - 10:30

Men's 10km

Race Analysis

Rank	Bib	Name	NAT Code	Finish Time	Gap
27	15	ALBAYRAK Emir Batur	TUR	1:49:58.6	+1:37.4

Lap	Time	Rank	Gap	SPM	Lap	Time	Rank	Gap	SPM	Lap	Time	Rank	Gap	SPM	SPM	STC
0.5	6:57.9	(15)	+9.5	87.6	1	17:44.1	(45)	+19.7	86.9	1.5	25:16.2	(=41)	+18.6	85.1		
						10:46.2					7:32.1					
2	35:39.7	(28)	+15.4	84.6	2.5	43:23.3	(32)	+15.4	82.3	3	53:58.7	(33)	+15.6	84.4		
						7:43.6					10:35.4				84.0	9283
3.5	1:01:49.8	(27)	+19.2	81.6	4	1:12:20.9	(31)	+19.4	82.2	4.5	1:20:08.3	(29)	+21.5	81.9		
						10:31.1					7:47.4					
5	1:30:44.7	(27)	+35.6	84.4	5.5	1:38:45.7	(30)	+54.5	83.7	F	1:49:58.6	(27)	++	85.2		
						8:01.0					11:12.9					



Legend:			
---	Stroke Rate Average	+	Gap or time behind
++	One minute or more behind in split time	F	Finish
SPM	Average strokes per minute	STC	Total strokes

Official Timekeeping by OMEGA

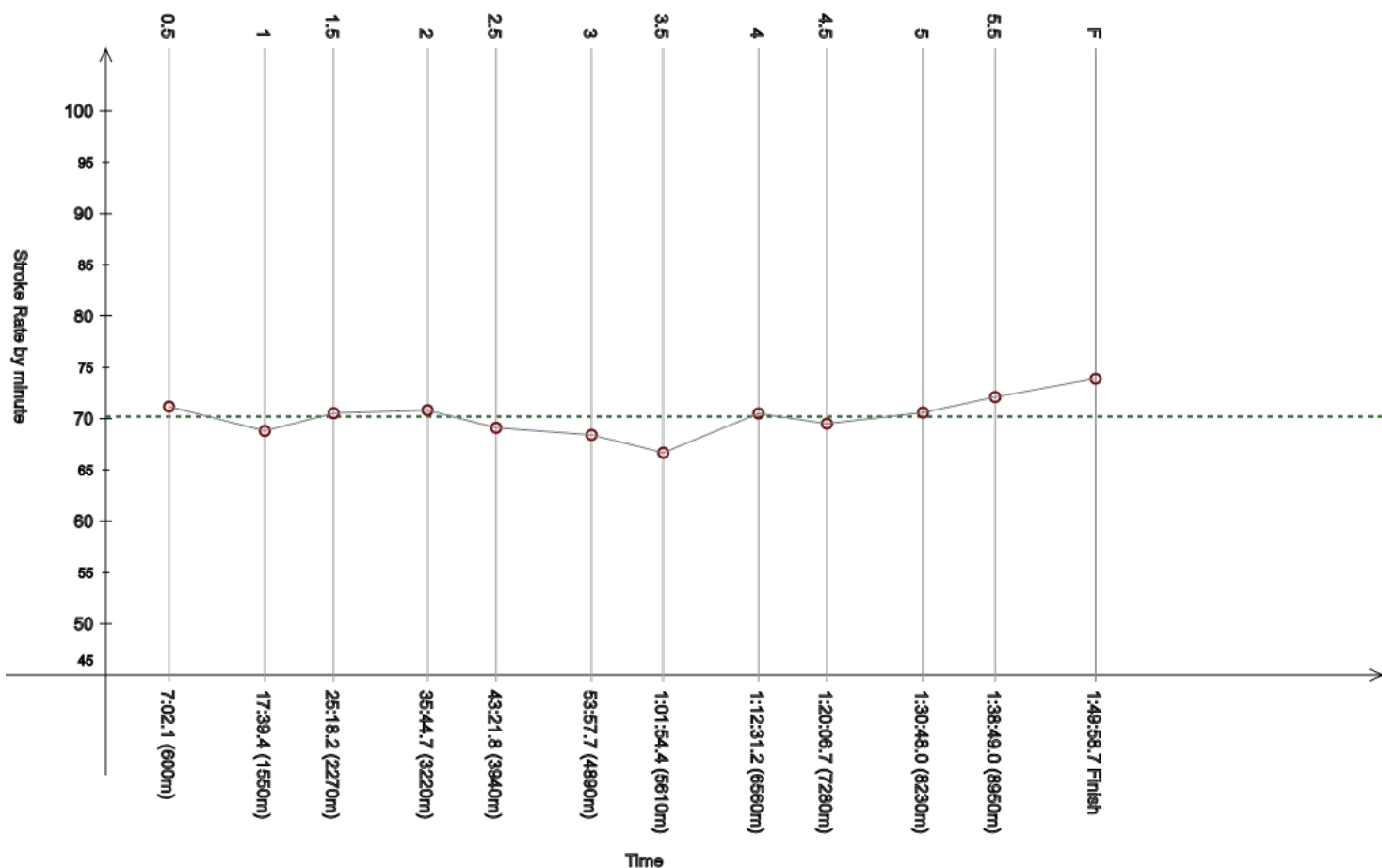
Event 102
4 FEB 2024 - 10:30

Men's 10km

Race Analysis

Rank	Bib	Name	NAT Code	Finish Time	Gap
28	11	CHO Cheng-Chi	TPE	1:49:58.7	+1:37.5

Lap	Time	Rank	Gap	SPM	Lap	Time	Rank	Gap	SPM	Lap	Time	Rank	Gap	SPM	SPM	STC
0.5	7:02.1	(28)	+13.7	71.2	1	17:39.4	(38)	+15.0	68.8	1.5	25:18.2	(=44)	+20.6	70.5		
						10:37.3					7:38.8					
2	35:44.7	(38)	+20.4	70.8	2.5	43:21.8	(=29)	+13.9	69.1	3	53:57.7	(30)	+14.6	68.4		
	10:26.5					7:37.1					10:35.9				70.2	7763
3.5	1:01:54.4	(=30)	+23.8	66.7	4	1:12:31.2	(33)	+29.7	70.5	4.5	1:20:06.7	(=24)	+19.9	69.5		
	7:56.7					10:36.8					7:35.5					
5	1:30:48.0	(30)	+38.9	70.6	5.5	1:38:49.0	(31)	+57.8	72.1	F	1:49:58.7	(28)	++	73.9		
	10:41.3					8:01.0					11:09.7					



Legend:			
---	Stroke Rate Average	+	Gap or time behind
++	One minute or more behind in split time	F	Finish
SPM	Average strokes per minute	STC	Total strokes

Official Timekeeping by OMEGA

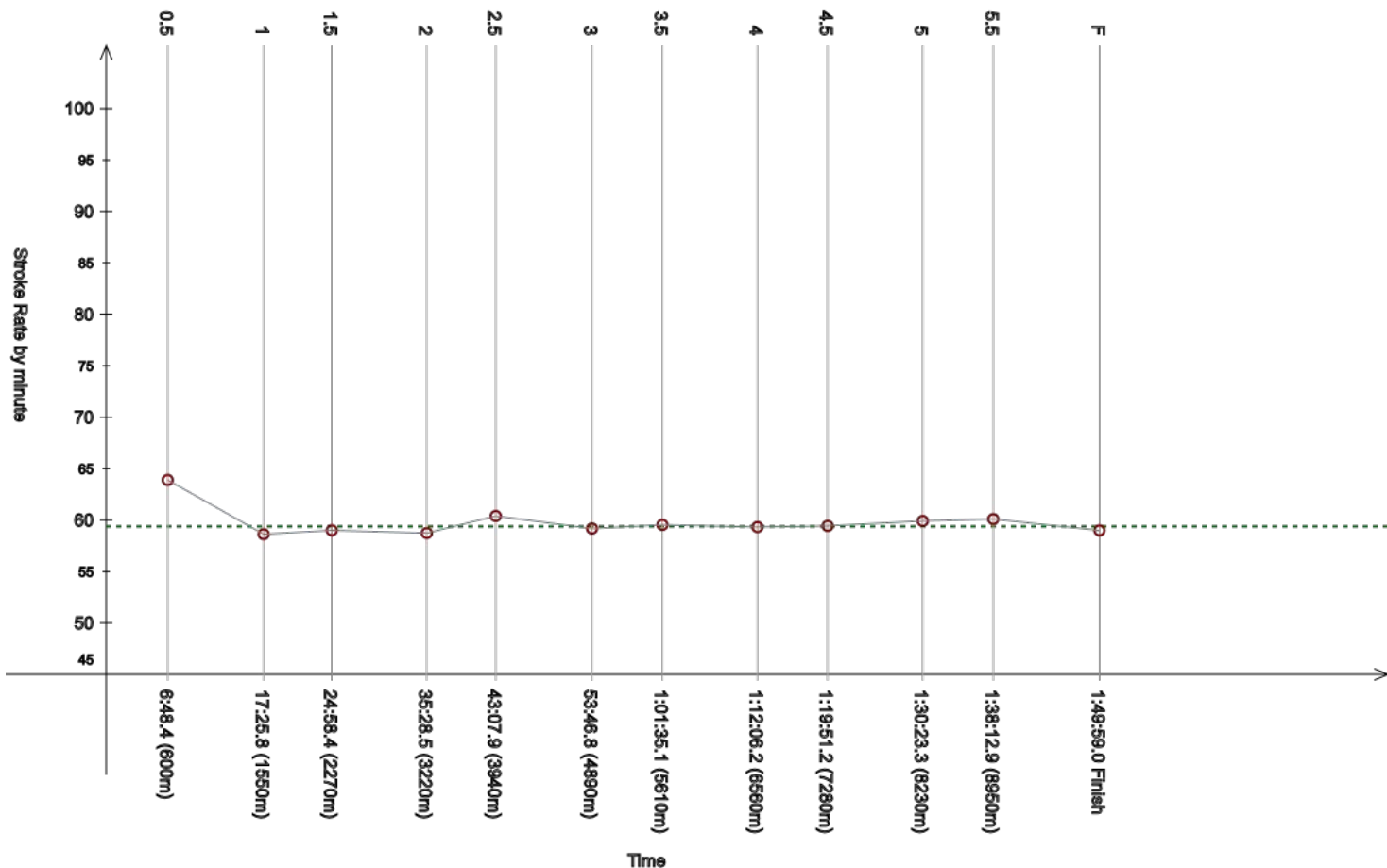
Event 102
4 FEB 2024 - 10:30

Men's 10km

Race Analysis

Rank	Bib	Name	NAT Code	Finish Time	Gap
29	69	WELLBROCK Florian	GER	1:49:59.0	+1:37.8

Lap	Time	Rank	Gap	SPM	Lap	Time	Rank	Gap	SPM	Lap	Time	Rank	Gap	SPM	SPM	STC
0.5	6:48.4	(1)		63.9	1	17:25.8	(2)	+1.4	58.6	1.5	24:58.4	(2)	+0.8	59.0		
						10:37.4					7:32.6					
2	35:28.5	(5)	+4.2	58.7	2.5	43:07.9	(1)		60.4	3	53:46.8	(6)	+3.7	59.2		
						7:39.4					10:38.9				59.4	6539
3.5	1:01:35.1	(4)	+4.5	59.5	4	1:12:06.2	(5)	+4.7	59.3	4.5	1:19:51.2	(4)	+4.4	59.4		
						10:31.1					7:45.0					
5	1:30:23.3	(17)	+14.2	59.9	5.5	1:38:12.9	(20)	+21.7	60.1	F	1:49:59.0	(29)	++	59.0		
						7:49.6					11:46.1					



Legend:			
---	Stroke Rate Average	+	Gap or time behind
++	One minute or more behind in split time	F	Finish
SPM	Average strokes per minute	STC	Total strokes

Official Timekeeping by OMEGA

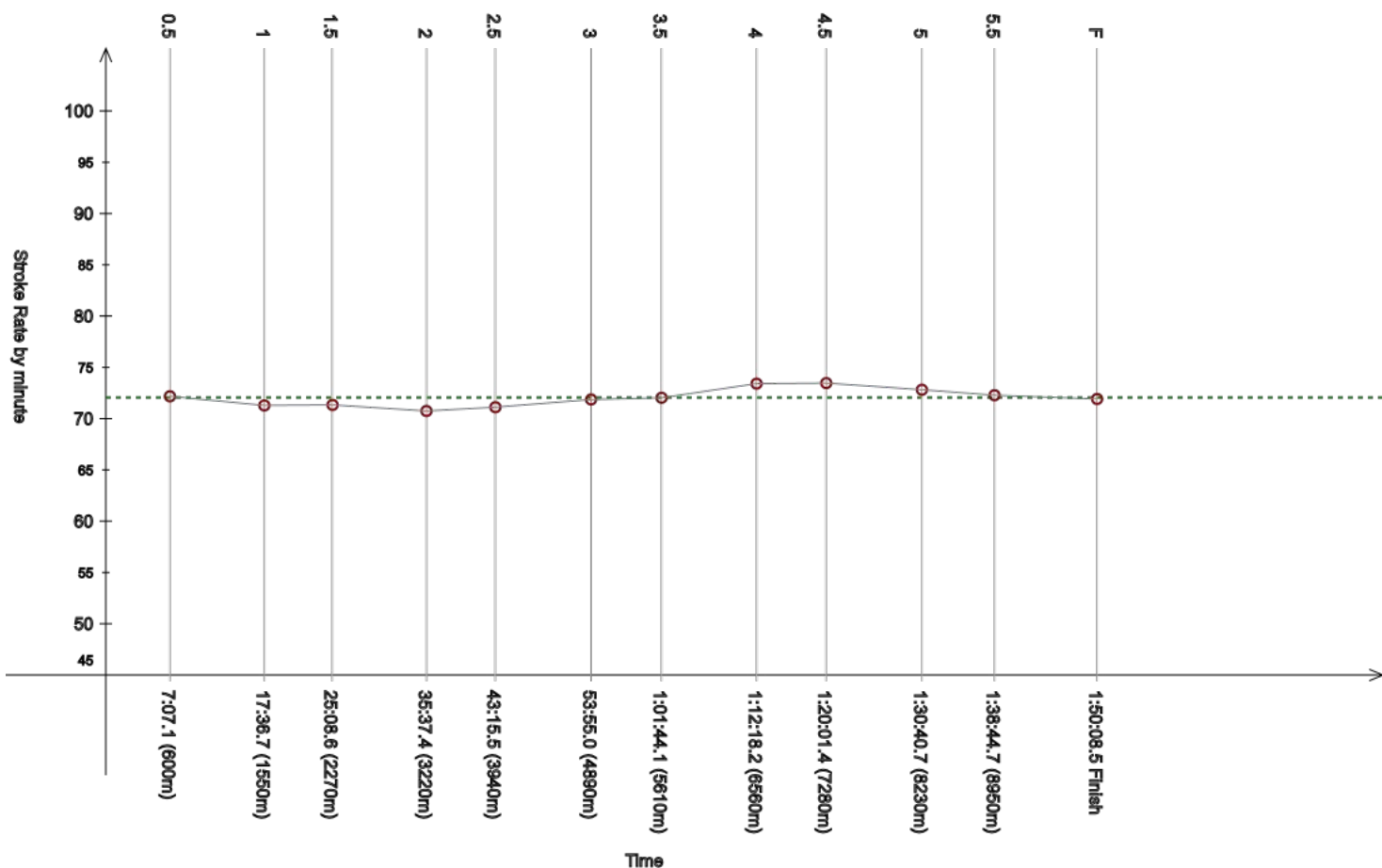
Event 102
4 FEB 2024 - 10:30

Men's 10km

Race Analysis

Rank	Bib	Name	NAT Code	Finish Time	Gap
30	47	ALBA Lucas Ezequiel	ARG	1:50:08.5	+1:47.3

Lap	Time	Rank	Gap	SPM	Lap	Time	Rank	Gap	SPM	Lap	Time	Rank	Gap	SPM	SPM	STC
0.5	7:07.1	(43)	+18.7	72.2	1	17:36.7	(=29)	+12.3	71.3	1.5	25:08.6	(18)	+11.0	71.3		
						10:29.6					7:31.9					
2	35:37.4	(24)	+13.1	70.7	2.5	43:15.5	(14)	+7.6	71.1	3	53:55.0	(24)	+11.9	71.9		
	10:28.8					7:38.1					10:39.5				72.1	7971
3.5	1:01:44.1	(21)	+13.5	72.0	4	1:12:18.2	(28)	+16.7	73.4	4.5	1:20:01.4	(17)	+14.6	73.5		
	7:49.1					10:34.1					7:43.2					
5	1:30:40.7	(23)	+31.6	72.8	5.5	1:38:44.7	(28)	+53.5	72.3	F	1:50:08.5	(30)	++	71.9		
	10:39.3					8:04.0					11:23.8					



Legend:			
---	Stroke Rate Average	+	Gap or time behind
++	One minute or more behind in split time	F	Finish
SPM	Average strokes per minute	STC	Total strokes

Official Timekeeping by OMEGA

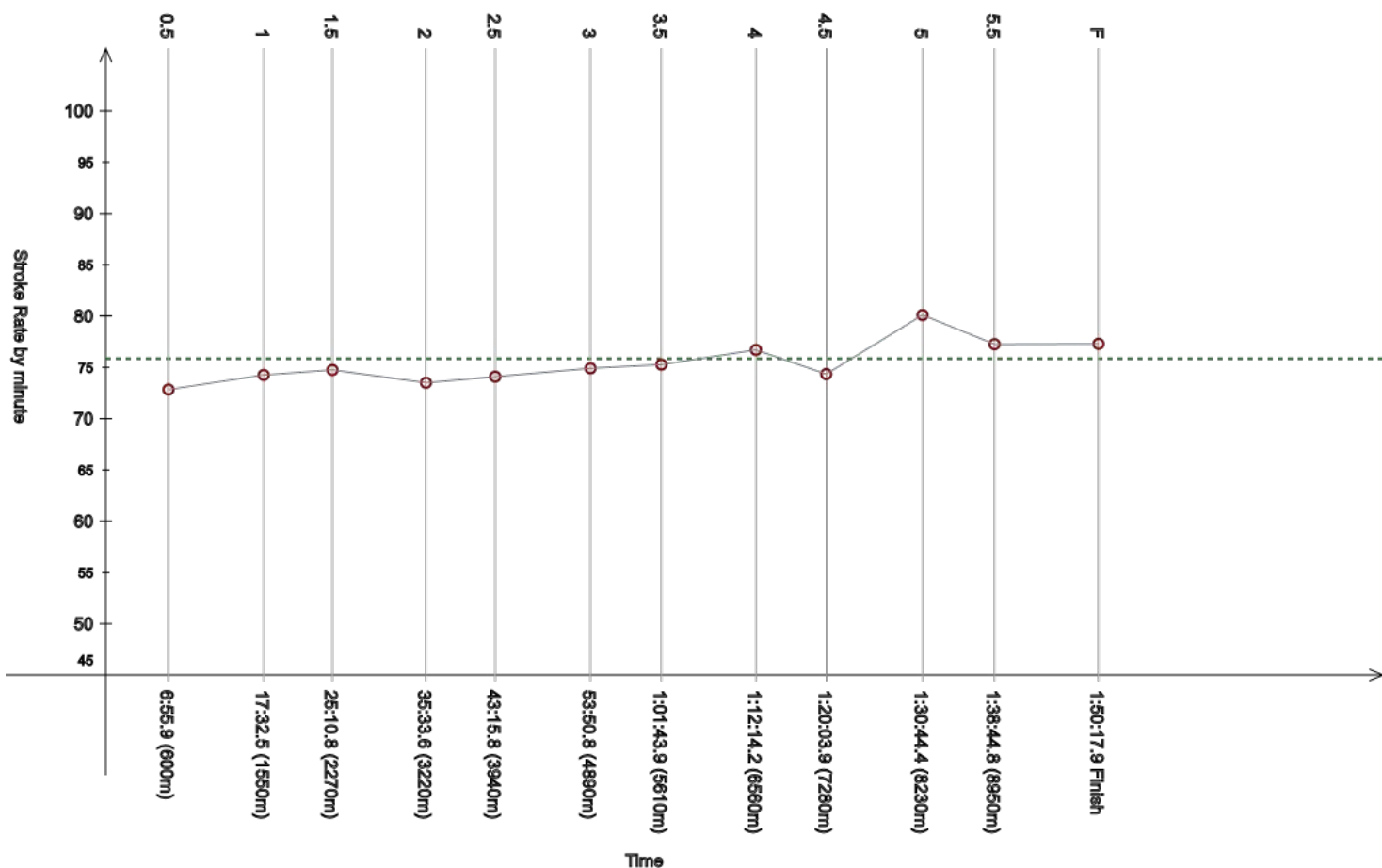
Event 102
4 FEB 2024 - 10:30

Men's 10km

Race Analysis

Rank	Bib	Name	NAT Code	Finish Time	Gap
31	55	HEDLIN Eric	CAN	1:50:17.9	+1:56.7

Lap	Time	Rank	Gap	SPM	Lap	Time	Rank	Gap	SPM	Lap	Time	Rank	Gap	SPM	SPM	STC
0.5	6:55.9	(=8)	+7.5	72.8	1	17:32.5	(16)	+8.1	74.3	1.5	25:10.8	(22)	+13.2	74.8		
						10:36.6					7:38.3					
2	35:33.6	(12)	+9.3	73.5	2.5	43:15.8	(17)	+7.9	74.1	3	53:50.8	(16)	+7.7	74.9		
	10:22.8					7:42.2					10:35.0				75.8	8418
3.5	1:01:43.9	(20)	+13.3	75.3	4	1:12:14.2	(18)	+12.7	76.7	4.5	1:20:03.9	(20)	+17.1	74.3		
	7:53.1					10:30.3					7:49.7					
5	1:30:44.4	(25)	+35.3	80.1	5.5	1:38:44.8	(29)	+53.6	77.3	F	1:50:17.9	(31)	++	77.3		
	10:40.5					8:00.4					11:33.1					



Legend:			
---	Stroke Rate Average	+	Gap or time behind
++	One minute or more behind in split time	F	Finish
SPM	Average strokes per minute	STC	Total strokes

Official Timekeeping by OMEGA

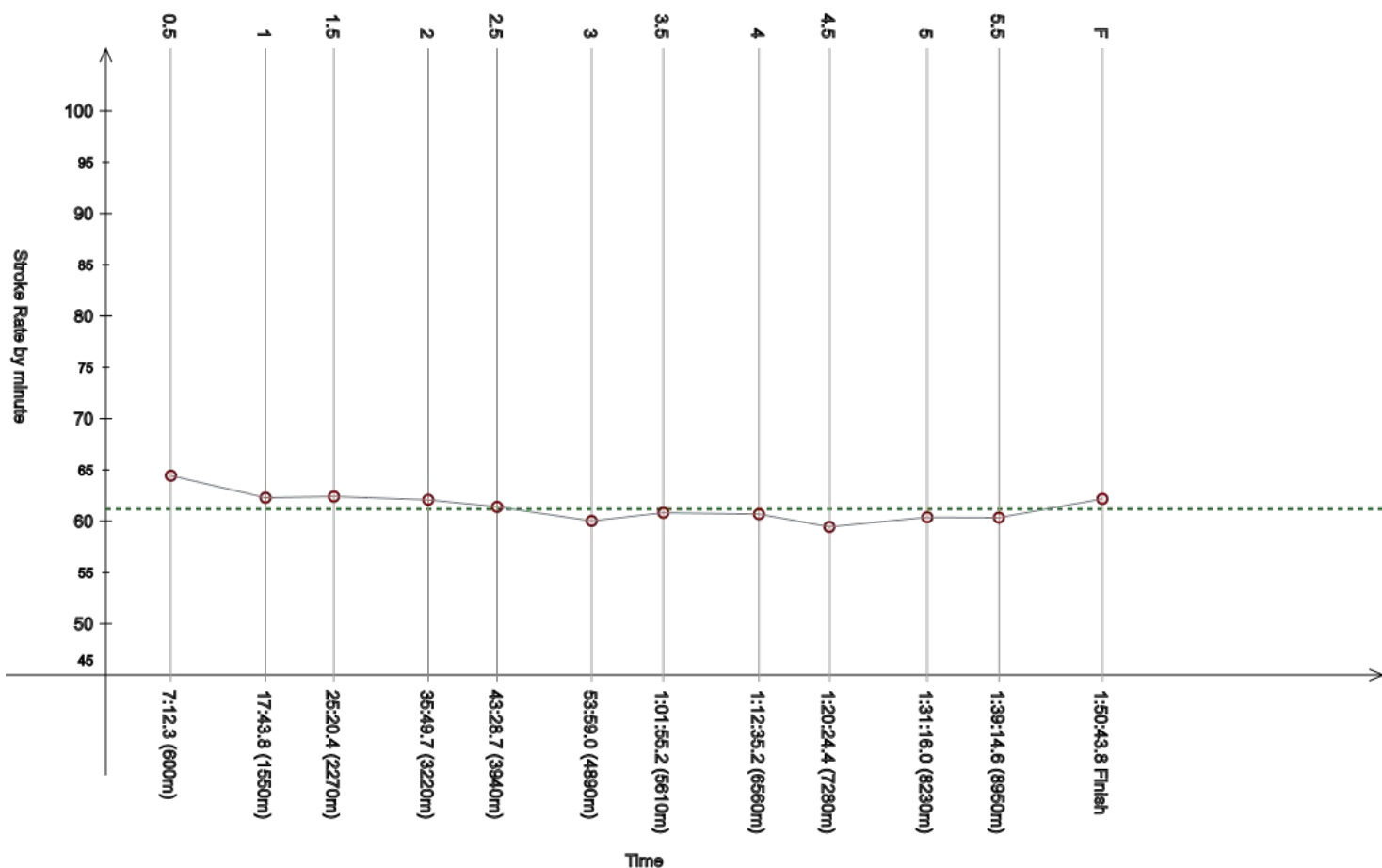
Event 102
4 FEB 2024 - 10:30

Men's 10km

Race Analysis

Rank	Bib	Name	NAT Code	Finish Time	Gap
32	25	MORALES Juan Manuel	COL	1:50:43.8	+2:22.6

Lap	Time	Rank	Gap	SPM	Lap	Time	Rank	Gap	SPM	Lap	Time	Rank	Gap	SPM	SPM	STC
0.5	7:12.3	(57)	+23.9	64.4	1	17:43.8	(44)	+19.4	62.3	1.5	25:20.4	(49)	+22.8	62.4		
						10:31.5					7:36.6					
2	35:49.7	(44)	+25.4	62.1	2.5	43:28.7	(42)	+20.8	61.4	3	53:59.0	(35)	+15.9	60.0		
						10:29.3					10:30.3				61.2	6819
3.5	1:01:55.2	(35)	+24.6	60.8	4	1:12:35.2	(37)	+33.7	60.7	4.5	1:20:24.4	(35)	+37.6	59.4		
						7:56.2					7:49.2					
5	1:31:16.0	(34)	++	60.4	5.5	1:39:14.6	(32)	++	60.3	F	1:50:43.8	(32)	++	62.2		
						10:51.6					11:29.2					



Legend:			
---	Stroke Rate Average	+	Gap or time behind
++	One minute or more behind in split time	F	Finish
SPM	Average strokes per minute	STC	Total strokes

Official Timekeeping by OMEGA

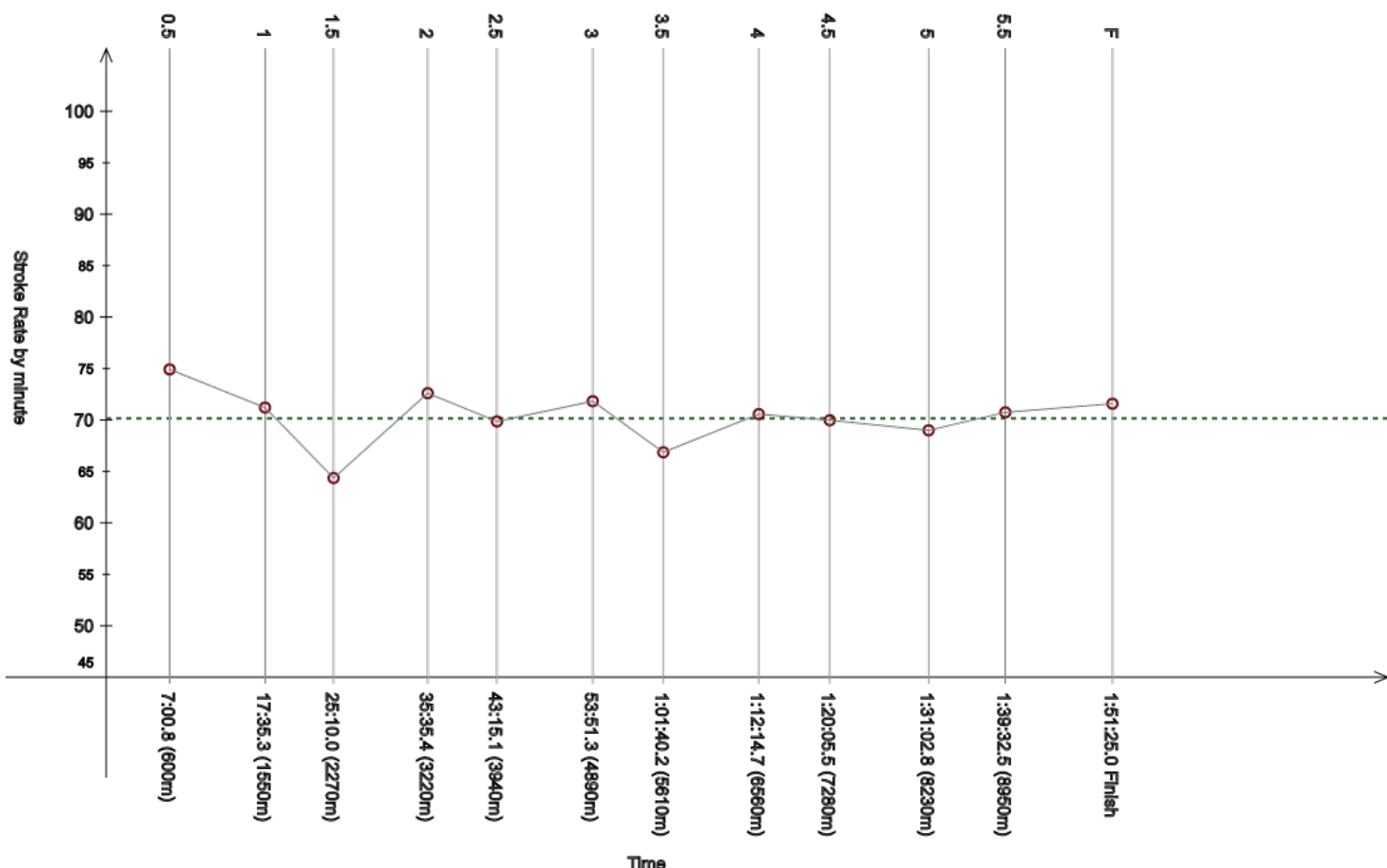
Event 102
4 FEB 2024 - 10:30

Men's 10km

Race Analysis

Rank	Bib	Name	NAT Code	Finish Time	Gap
33	79	VANHUYS Logan	BEL	1:51:25.0	+3:03.8

Lap	Time	Rank	Gap	SPM	Lap	Time	Rank	Gap	SPM	Lap	Time	Rank	Gap	SPM	SPM	STC
0.5	7:00.8	(20)	+12.4	74.9	1	17:35.3	(=22)	+10.9	71.2	1.5	25:10.0	(20)	+12.4	64.4		
						10:34.5					7:34.7					
2	35:35.4	(17)	+11.1	72.6	2.5	43:15.1	(12)	+7.2	69.9	3	53:51.3	(18)	+8.2	71.8		
	10:25.4					7:39.7					10:36.2				70.2	7845
3.5	1:01:40.2	(11)	+9.6	66.9	4	1:12:14.7	(19)	+13.2	70.6	4.5	1:20:05.5	(22)	+18.7	70.0		
	7:48.9					10:34.5					7:50.8					
5	1:31:02.8	(32)	+53.7	69.0	5.5	1:39:32.5	(33)	++	70.7	F	1:51:25.0	(33)	++	71.6		
	10:57.3					8:29.7					11:52.5					



Legend:			
---	Stroke Rate Average	+	Gap or time behind
++	One minute or more behind in split time	F	Finish
SPM	Average strokes per minute	STC	Total strokes

Official Timekeeping by OMEGA

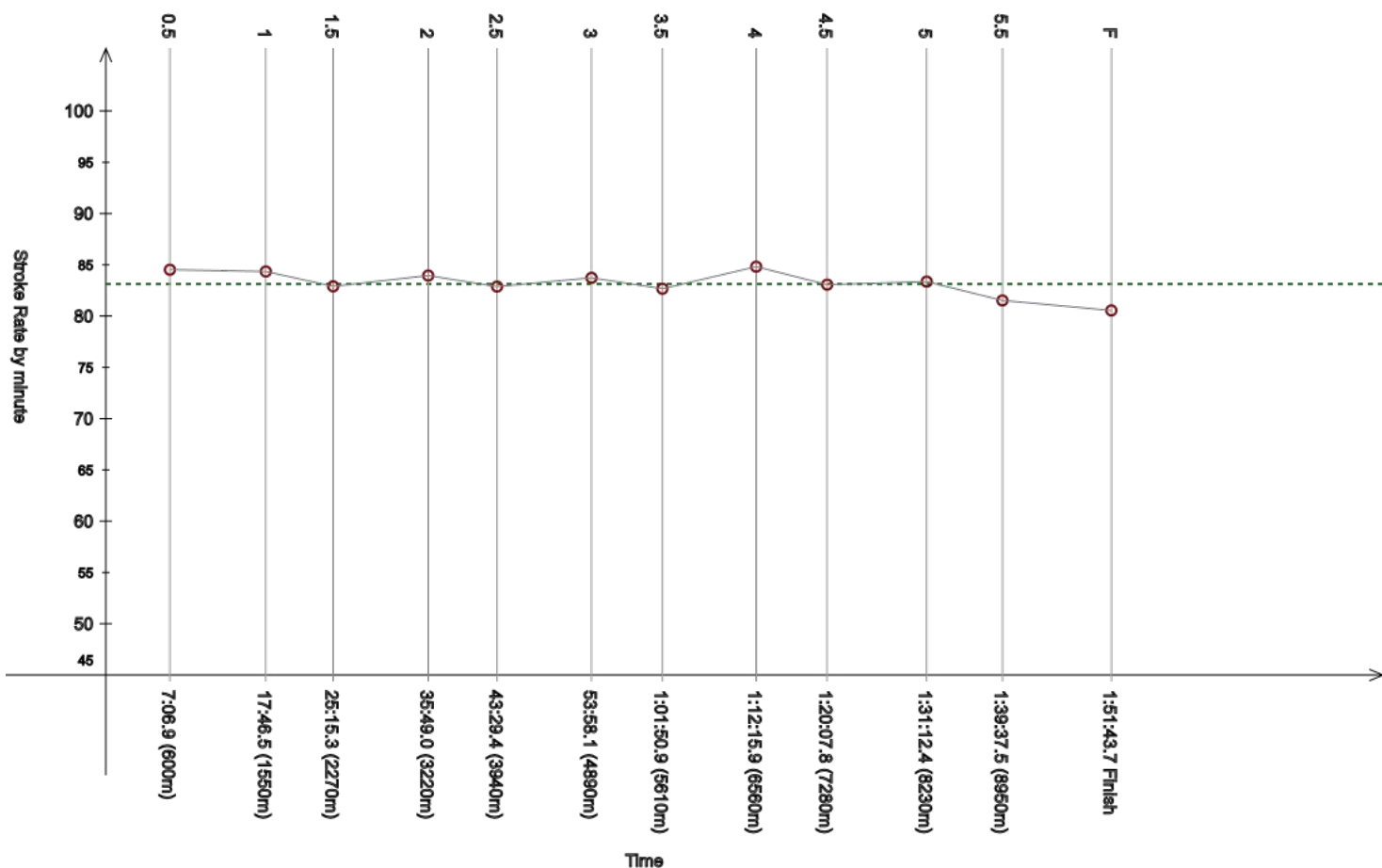
Event 102
4 FEB 2024 - 10:30

Men's 10km

Race Analysis

Rank	Bib	Name	NAT Code	Finish Time	Gap
34	9	FIGUEIRINHA Henrique	BRA	1:51:43.7	+3:22.5

Lap	Time	Rank	Gap	SPM	Lap	Time	Rank	Gap	SPM	Lap	Time	Rank	Gap	SPM	SPM	STC
0.5	7:06.9	(42)	+18.5	84.5	1	17:46.5	(=52)	+22.1	84.4	1.5	25:15.3	(37)	+17.7	82.9		
						10:39.6					7:28.8					
2	35:49.0	(42)	+24.7	84.0	2.5	43:29.4	(43)	+21.5	82.9	3	53:58.1	(31)	+15.0	83.7		
						7:40.4					10:28.7				83.1	9439
3.5	1:01:50.9	(29)	+20.3	82.7	4	1:12:15.9	(=21)	+14.4	84.8	4.5	1:20:07.8	(28)	+21.0	83.1		
						10:25.0					7:51.9					
5	1:31:12.4	(33)	++	83.4	5.5	1:39:37.5	(34)	++	81.5	F	1:51:43.7	(34)	++	80.6		
						8:25.1					12:06.2					



Legend:	---	Stroke Rate Average	+	Gap or time behind
	++	One minute or more behind in split time	F	Finish
	SPM	Average strokes per minute	STC	Total strokes

Official Timekeeping by OMEGA

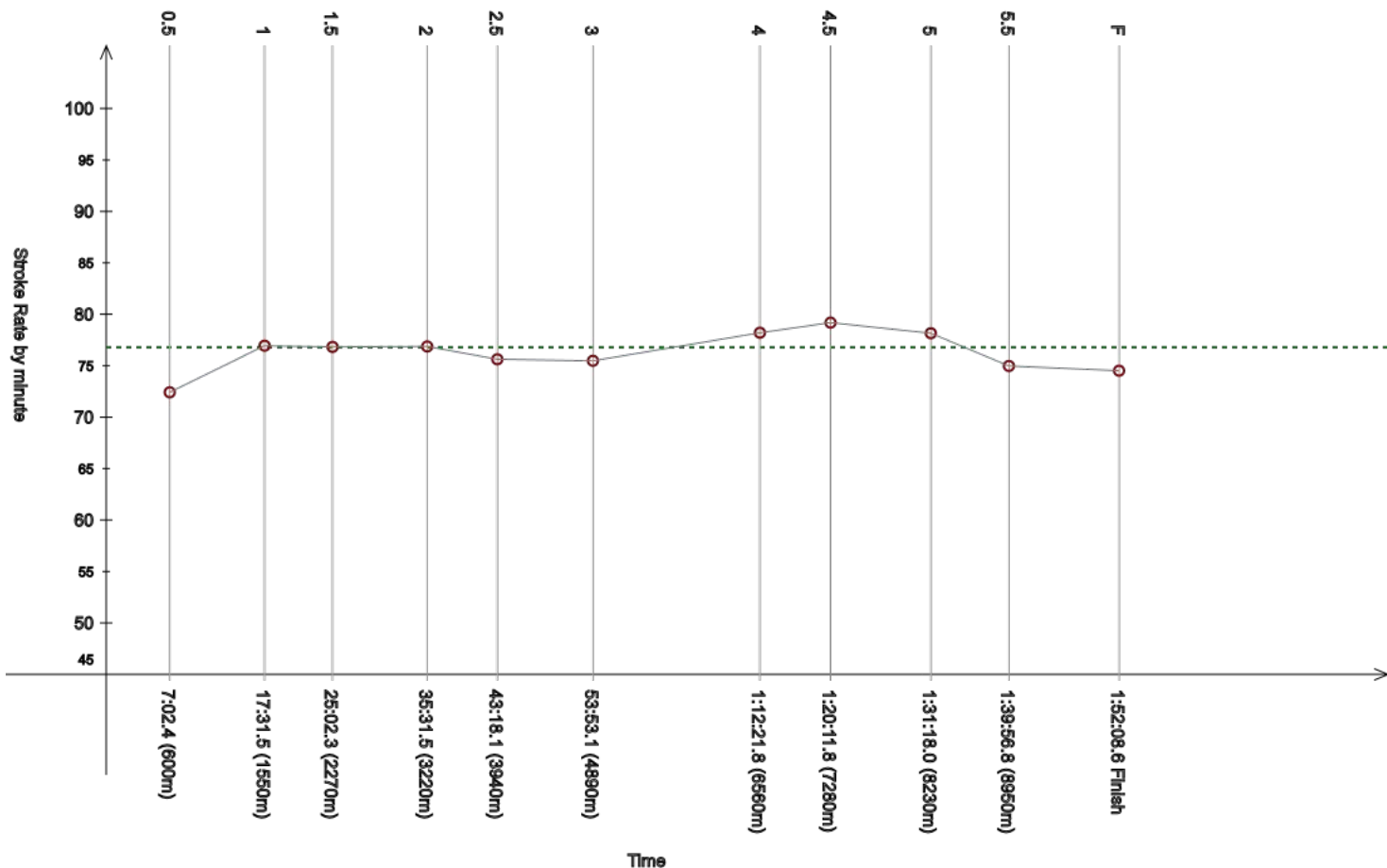
Event 102
4 FEB 2024 - 10:30

Men's 10km

Race Analysis

Rank	Bib	Name	NAT Code	Finish Time	Gap
35	23	CASSINI Franco Ivo	ARG	1:52:08.6	+3:47.4

Lap	Time	Rank	Gap	SPM	Lap	Time	Rank	Gap	SPM	Lap	Time	Rank	Gap	SPM	SPM	STC
0.5	7:02.4	(30)	+14.0	72.4	1	17:31.5	(14)	+7.1	76.9	1.5	25:02.3	(5)	+4.7	76.8		
						10:29.1					7:30.8					
2	35:31.5	(=7)	+7.2	76.9	2.5	43:18.1	(22)	+10.2	75.6	3	53:53.1	(20)	+10.0	75.5		
						7:46.6					10:35.0				76.8	8638
3.5	-	-	-	-	4	1:12:21.8	(32)	+20.3	78.2	4.5	1:20:11.8	(33)	+25.0	79.2		
						-					7:50.0					
5	1:31:18.0	(35)	++	78.2	5.5	1:39:56.8	(35)	++	75.0	F	1:52:08.6	(35)	++	74.5		
						8:38.8					12:11.8					



Legend:			
-	Information not available	---	Stroke Rate Average
+	Gap or time behind	++	One minute or more behind in split time
F	Finish	SPM	Average strokes per minute
STC	Total strokes		

Official Timekeeping by OMEGA

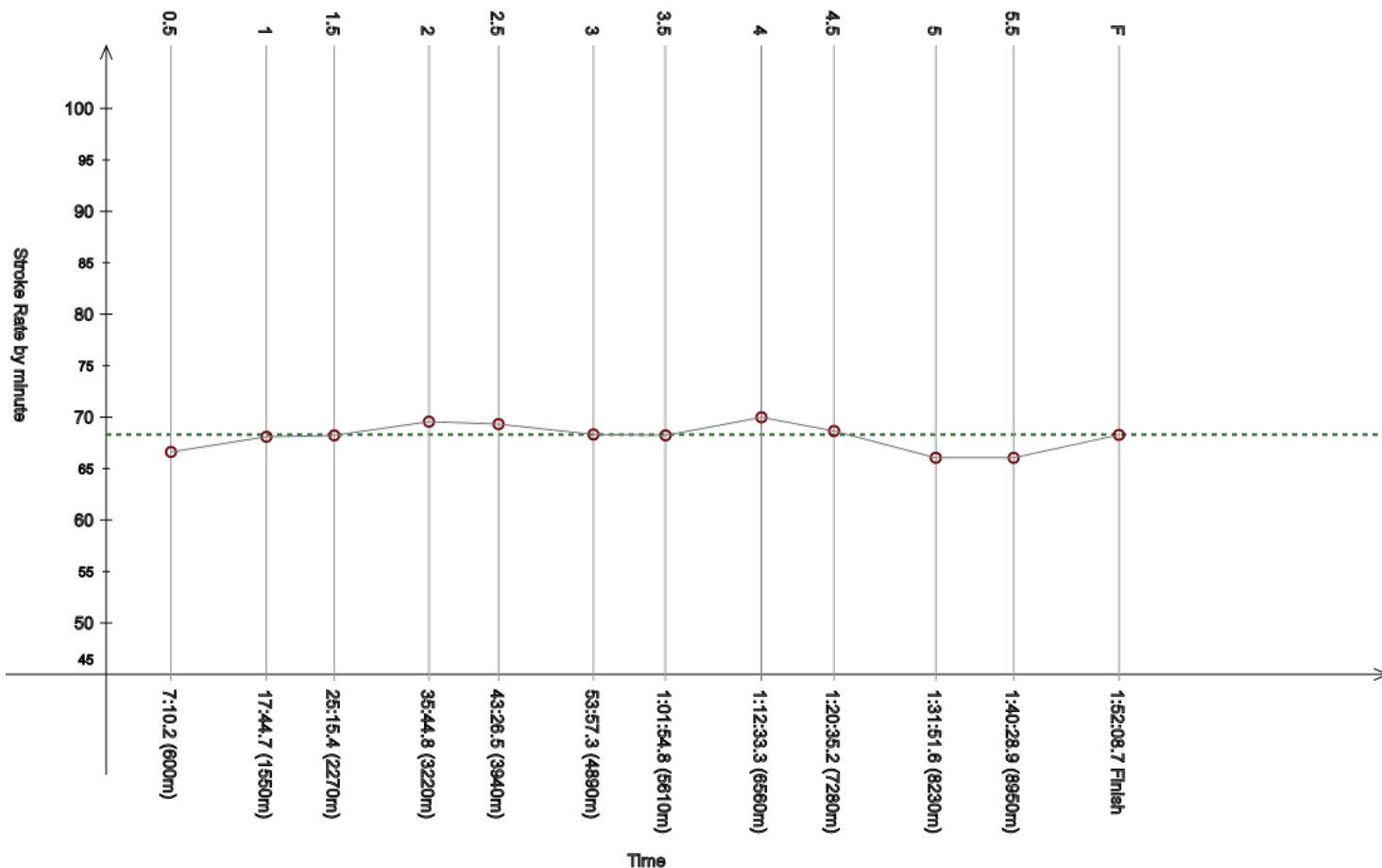
Event 102
4 FEB 2024 - 10:30

Men's 10km

Race Analysis

Rank	Bib	Name	NAT Code	Finish Time	Gap
36	21	FAN Hau-Li	CAN	1:52:08.7	+3:47.5

Lap	Time	Rank	Gap	SPM	Lap	Time	Rank	Gap	SPM	Lap	Time	Rank	Gap	SPM	SPM	STC
0.5	7:10.2	(=53)	+21.8	66.6	1	17:44.7	(47)	+20.3	68.1	1.5	25:15.4	(38)	+17.8	68.2		
						10:34.5					7:30.7					
2	35:44.8	(39)	+20.5	69.6	2.5	43:26.5	(36)	+18.6	69.3	3	53:57.3	(=28)	+14.2	68.3		
						7:41.7					10:30.8				68.3	7730
3.5	1:01:54.8	(32)	+24.2	68.2	4	1:12:33.3	(35)	+31.8	70.0	4.5	1:20:35.2	(36)	+48.4	68.7		
						10:38.5					8:01.9					
5	1:31:51.6	(38)	++	66.1	5.5	1:40:28.9	(37)	++	66.1	F	1:52:08.7	(36)	++	68.3		
						8:37.3					11:39.8					



Legend:			
---	Stroke Rate Average	+	Gap or time behind
++	One minute or more behind in split time	F	Finish
SPM	Average strokes per minute	STC	Total strokes

Official Timekeeping by OMEGA

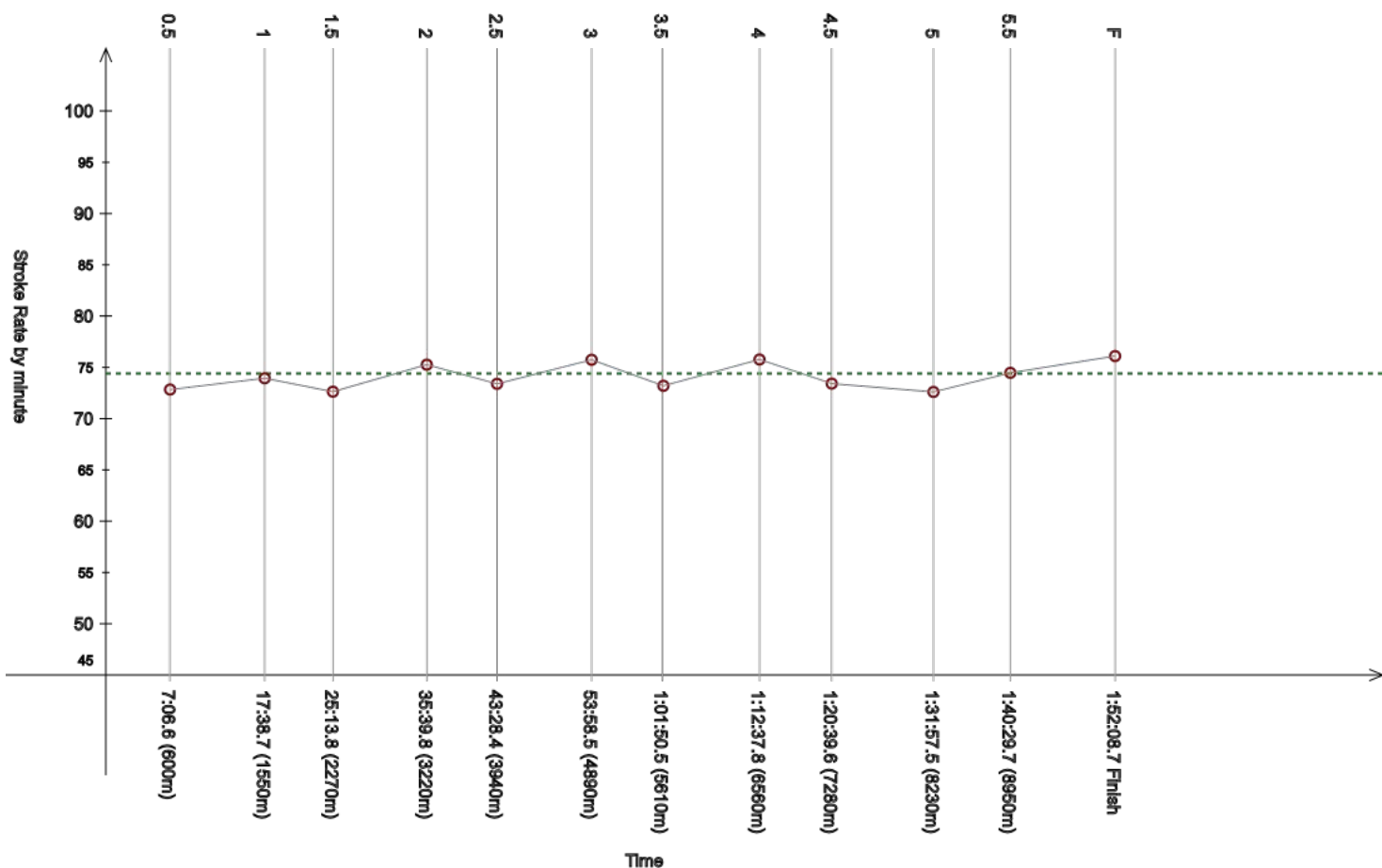
Event 102
4 FEB 2024 - 10:30

Men's 10km

Race Analysis

Rank	Bib	Name	NAT Code	Finish Time	Gap
37	52	GAL Ido	ISR	1:52:08.7	+3:47.5

Lap	Time	Rank	Gap	SPM	Lap	Time	Rank	Gap	SPM	Lap	Time	Rank	Gap	SPM	SPM	STC
0.5	7:06.6	(41)	+18.2	72.8	1	17:38.7	(35)	+14.3	73.9	1.5	25:13.8	(=31)	+16.2	72.6		
						10:32.1					7:35.1					
2	35:39.8	(29)	+15.5	75.3	2.5	43:28.4	(=39)	+20.5	73.4	3	53:58.5	(32)	+15.4	75.7		
						7:48.6					10:30.1				74.4	8330
3.5	1:01:50.5	(28)	+19.9	73.2	4	1:12:37.8	(38)	+36.3	75.8	4.5	1:20:39.6	(37)	+52.8	73.4		
						10:47.3					8:01.8					
5	1:31:57.5	(41)	++	72.6	5.5	1:40:29.7	(38)	++	74.5	F	1:52:08.7	(37)	++	76.1		
						8:32.2					11:39.0					



Legend:			
---	Stroke Rate Average	+	Gap or time behind
++	One minute or more behind in split time	F	Finish
SPM	Average strokes per minute	STC	Total strokes

Official Timekeeping by OMEGA

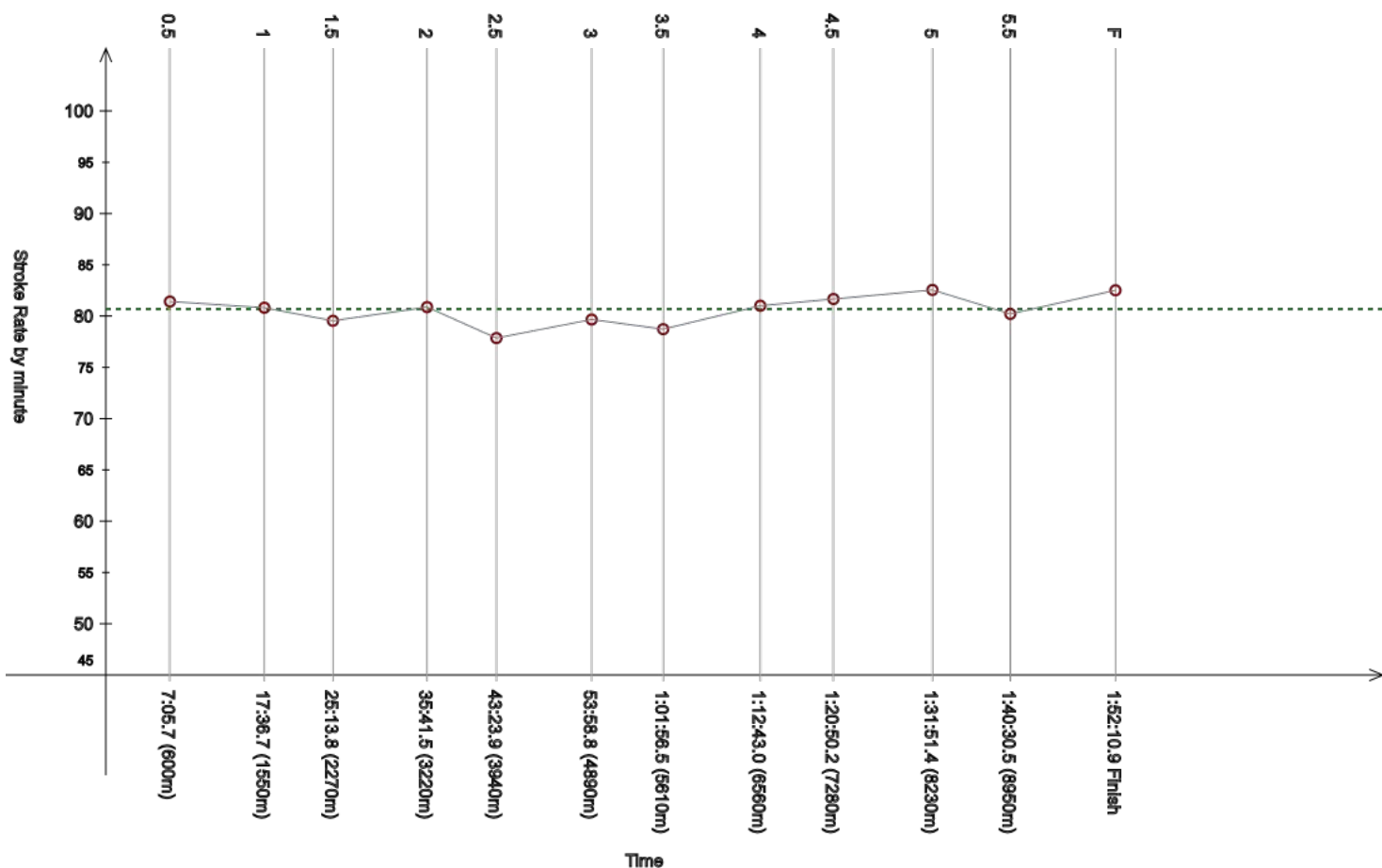
Event 102
4 FEB 2024 - 10:30

Men's 10km

Race Analysis

Rank	Bib	Name	NAT Code	Finish Time	Gap
38	7	FARIAS Pedro	BRA	1:52:10.9	+3:49.7

Lap	Time	Rank	Gap	SPM	Lap	Time	Rank	Gap	SPM	Lap	Time	Rank	Gap	SPM	SPM	STC
0.5	7:05.7	(37)	+17.3	81.4	1	17:36.7	(=29)	+12.3	80.8	1.5	25:13.8	(=31)	+16.2	79.5		
						10:31.0					7:37.1					
2	35:41.5	(34)	+17.2	80.9	2.5	43:23.9	(33)	+16.0	77.9	3	53:58.8	(34)	+15.7	79.7		
						7:42.4					10:34.9				80.7	9043
3.5	1:01:56.5	(37)	+25.9	78.7	4	1:12:43.0	(42)	+41.5	81.0	4.5	1:20:50.2	(40)	++	81.7		
						10:46.5					8:07.2					
5	1:31:51.4	(37)	++	82.6	5.5	1:40:30.5	(39)	++	80.2	F	1:52:10.9	(38)	++	82.5		
						8:39.1					11:40.4					



Legend:			
---	Stroke Rate Average	+	Gap or time behind
++	One minute or more behind in split time	F	Finish
SPM	Average strokes per minute	STC	Total strokes

Official Timekeeping by OMEGA

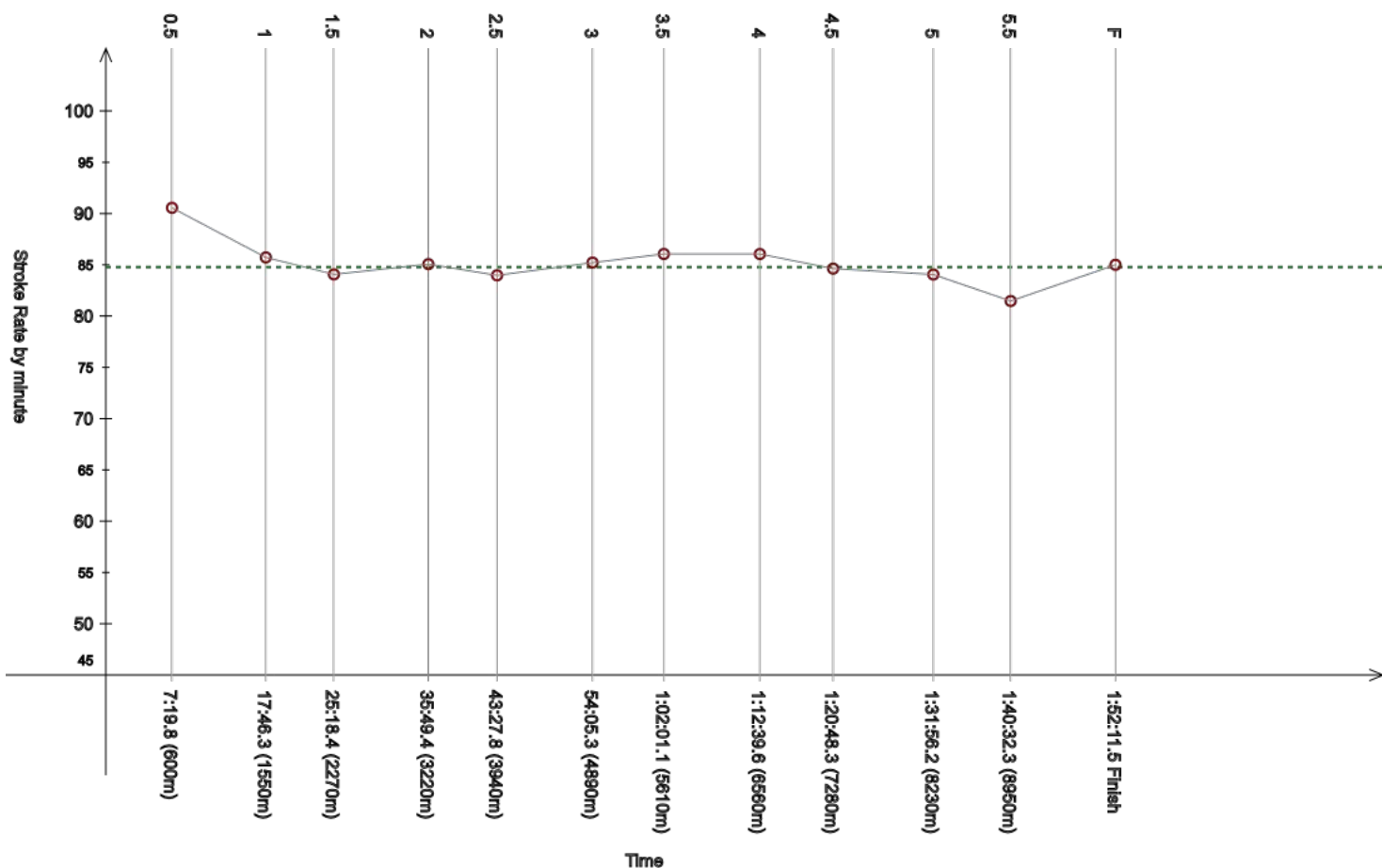
Event 102
4 FEB 2024 - 10:30

Men's 10km

Race Analysis

Rank	Bib	Name	NAT Code	Finish Time	Gap
39	57	THORLEY William Yan	HKG	1:52:11.5	+3:50.3

Lap	Time	Rank	Gap	SPM	Lap	Time	Rank	Gap	SPM	Lap	Time	Rank	Gap	SPM	SPM	STC
0.5	7:19.8	(=66)	+31.4	90.6	1	17:46.3	(51)	+21.9	85.7	1.5	25:18.4	(46)	+20.8	84.1		
						10:26.5					7:32.1					
2	35:49.4	(43)	+25.1	85.1	2.5	43:27.8	(38)	+19.9	84.0	3	54:05.3	(40)	+22.2	85.2		
						7:38.4					10:37.5				84.8	9558
3.5	1:02:01.1	(40)	+30.5	86.1	4	1:12:39.6	(39)	+38.1	86.1	4.5	1:20:48.3	(39)	++	84.6		
						10:38.5					8:08.7					
5	1:31:56.2	(39)	++	84.1	5.5	1:40:32.3	(40)	++	81.5	F	1:52:11.5	(39)	++	85.0		
						8:36.1					11:39.2					



Legend:			
---	Stroke Rate Average	+	Gap or time behind
++	One minute or more behind in split time	F	Finish
SPM	Average strokes per minute	STC	Total strokes

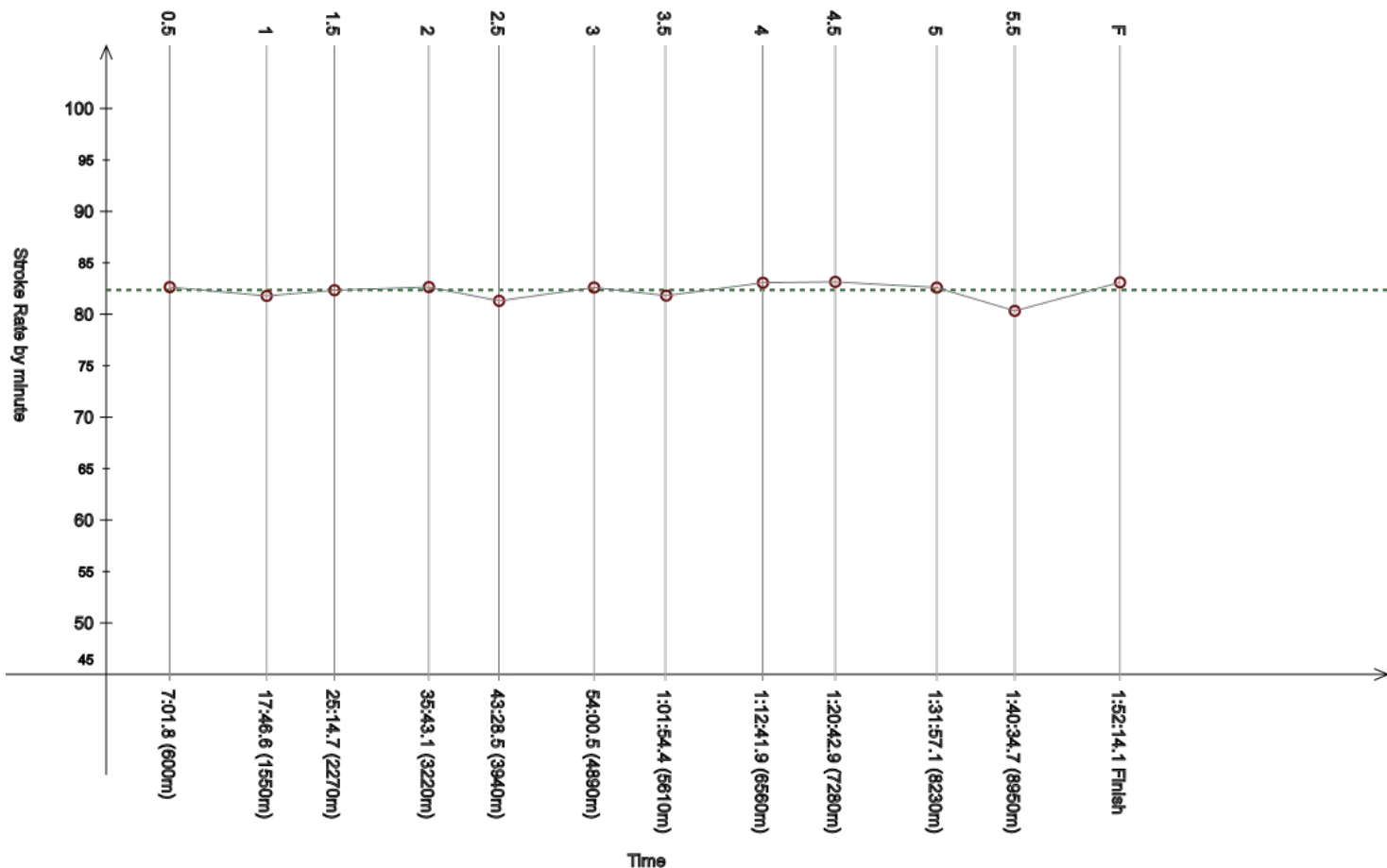
Official Timekeeping by OMEGA

Event 102
4 FEB 2024 - 10:30

Men's 10km

Race Analysis

Rank	Bib	Name				NAT Code				Finish Time	Gap					
40	63	SEGOVIA Johndry				VEN				1:52:14.1	+3:52.9					
Lap	Time	Rank	Gap	SPM	Lap	Time	Rank	Gap	SPM	Lap	Time	Rank	Gap	SPM	SPM	STC
0.5	7:01.8	(=25)	+13.4	82.6	1	17:46.6	(54)	+22.2	81.8	1.5	25:14.7	(=35)	+17.1	82.3		
						10:44.8					7:28.1					
2	35:43.1	(37)	+18.8	82.6	2.5	43:28.5	(41)	+20.6	81.3	3	54:00.5	(39)	+17.4	82.6		
	10:28.4					7:45.4					10:32.0				82.4	9259
3.5	1:01:54.4	(=30)	+23.8	81.8	4	1:12:41.9	(41)	+40.4	83.1	4.5	1:20:42.9	(38)	+56.1	83.2		
	7:53.9					10:47.5					8:01.0					
5	1:31:57.1	(40)	++	82.6	5.5	1:40:34.7	(41)	++	80.3	F	1:52:14.1	(40)	++	83.1		
	11:14.2					8:37.6					11:39.4					



Legend:			
---	Stroke Rate Average	+	Gap or time behind
++	One minute or more behind in split time	F	Finish
SPM	Average strokes per minute	STC	Total strokes

Official Timekeeping by OMEGA

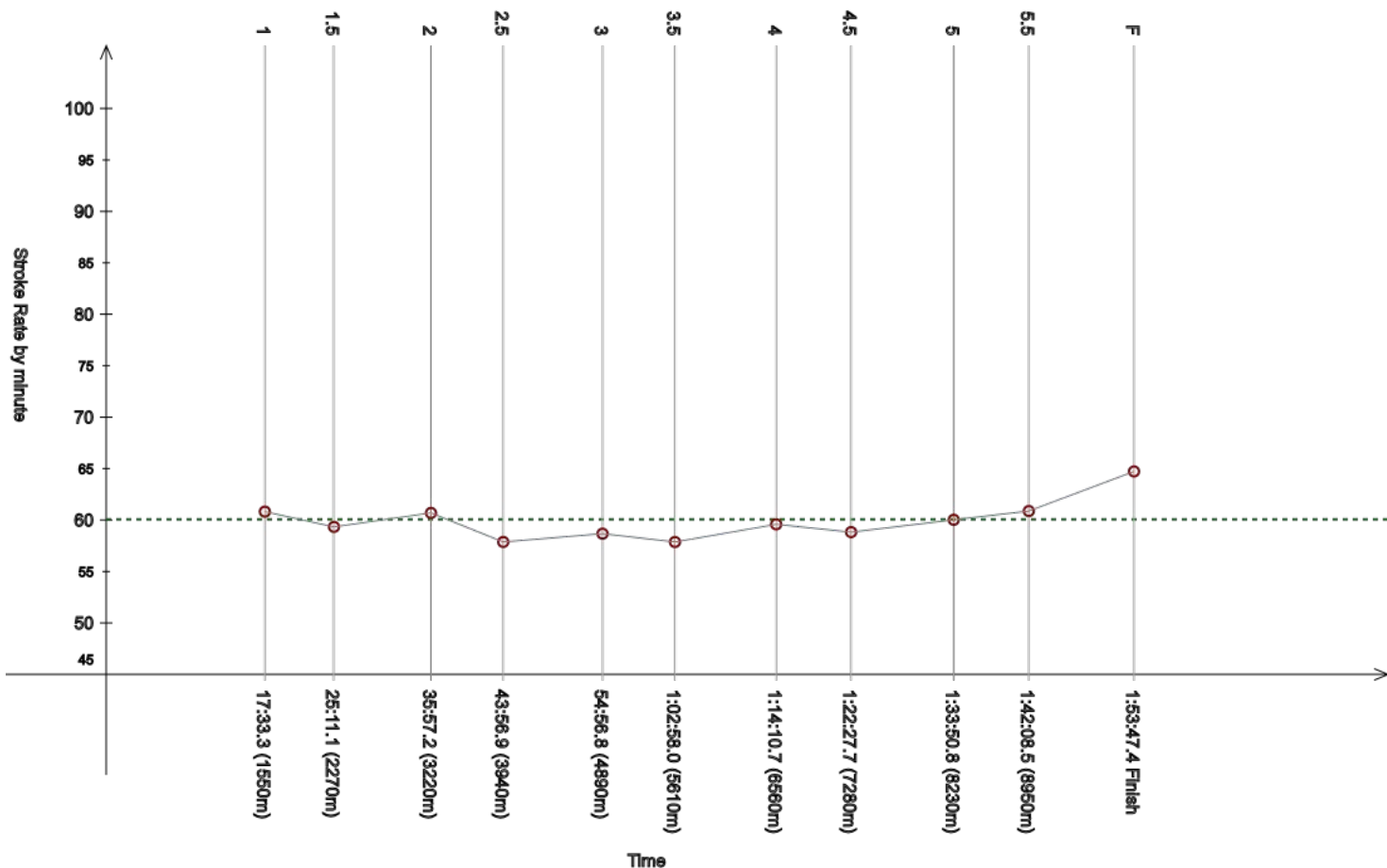
Event 102
4 FEB 2024 - 10:30

Men's 10km

Race Analysis

Rank	Bib	Name	NAT Code	Finish Time	Gap
41	36	KAPALA Bartosz	POL	1:53:47.4	+5:26.2

Lap	Time	Rank	Gap	SPM	Lap	Time	Rank	Gap	SPM	Lap	Time	Rank	Gap	SPM	SPM	STC
0.5	-	-	-	-	1	17:33.3	(19)	+8.9	60.8	1.5	25:11.1	(24)	+13.5	59.3		
											7:37.8					
2	35:57.2	(51)	+32.9	60.7	2.5	43:56.9	(60)	+49.0	57.9	3	54:56.8	(62)	++	58.7		
	10:46.1					7:59.7					10:59.9				60.1	6962
3.5	1:02:58.0	(49)	++	57.9	4	1:14:10.7	(48)	++	59.6	4.5	1:22:27.7	(46)	++	58.8		
	8:01.2					11:12.7					8:17.0					
5	1:33:50.8	(45)	++	60.0	5.5	1:42:08.5	(42)	++	60.9	F	1:53:47.4	(41)	++	64.7		
	11:23.1					8:17.7					11:38.9					



Legend:			
-	Information not available	----	Stroke Rate Average
+	Gap or time behind	++	One minute or more behind in split time
F	Finish	SPM	Average strokes per minute
STC	Total strokes		

Official Timekeeping by OMEGA

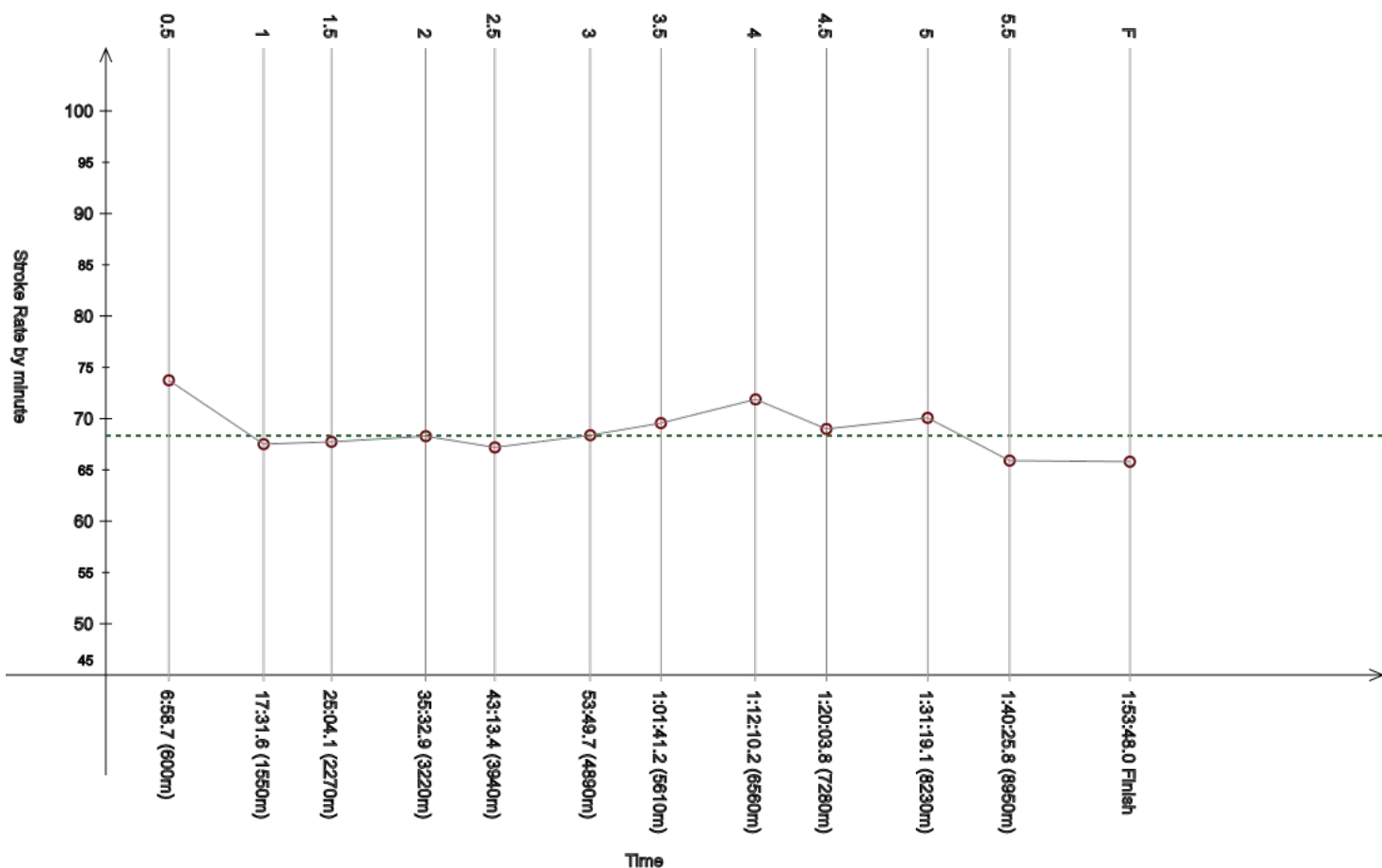
Event 102
4 FEB 2024 - 10:30

Men's 10km

Race Analysis

Rank	Bib	Name	NAT Code	Finish Time	Gap
42	33	SCHREIBER Christian	SUI	1:53:48.0	+5:26.8

Lap	Time	Rank	Gap	SPM	Lap	Time	Rank	Gap	SPM	Lap	Time	Rank	Gap	SPM	SPM	STC
0.5	6:58.7	(18)	+10.3	73.7	1	17:31.6	(15)	+7.2	67.5	1.5	25:04.1	(10)	+6.5	67.7		
						10:32.9					7:32.5					
2	35:32.9	(11)	+8.6	68.3	2.5	43:13.4	(8)	+5.5	67.2	3	53:49.7	(12)	+6.6	68.4		
						7:40.5					10:36.3				68.3	7764
3.5	1:01:41.2	(13)	+10.6	69.6	4	1:12:10.2	(10)	+8.7	71.9	4.5	1:20:03.8	(19)	+17.0	69.0		
						10:29.0					7:53.6					
5	1:31:19.1	(36)	++	70.1	5.5	1:40:25.8	(36)	++	65.9	F	1:53:48.0	(42)	++	65.8		
						9:06.7					13:22.2					



Legend:			
---	Stroke Rate Average	+	Gap or time behind
++	One minute or more behind in split time	F	Finish
SPM	Average strokes per minute	STC	Total strokes

Official Timekeeping by OMEGA

Event 102

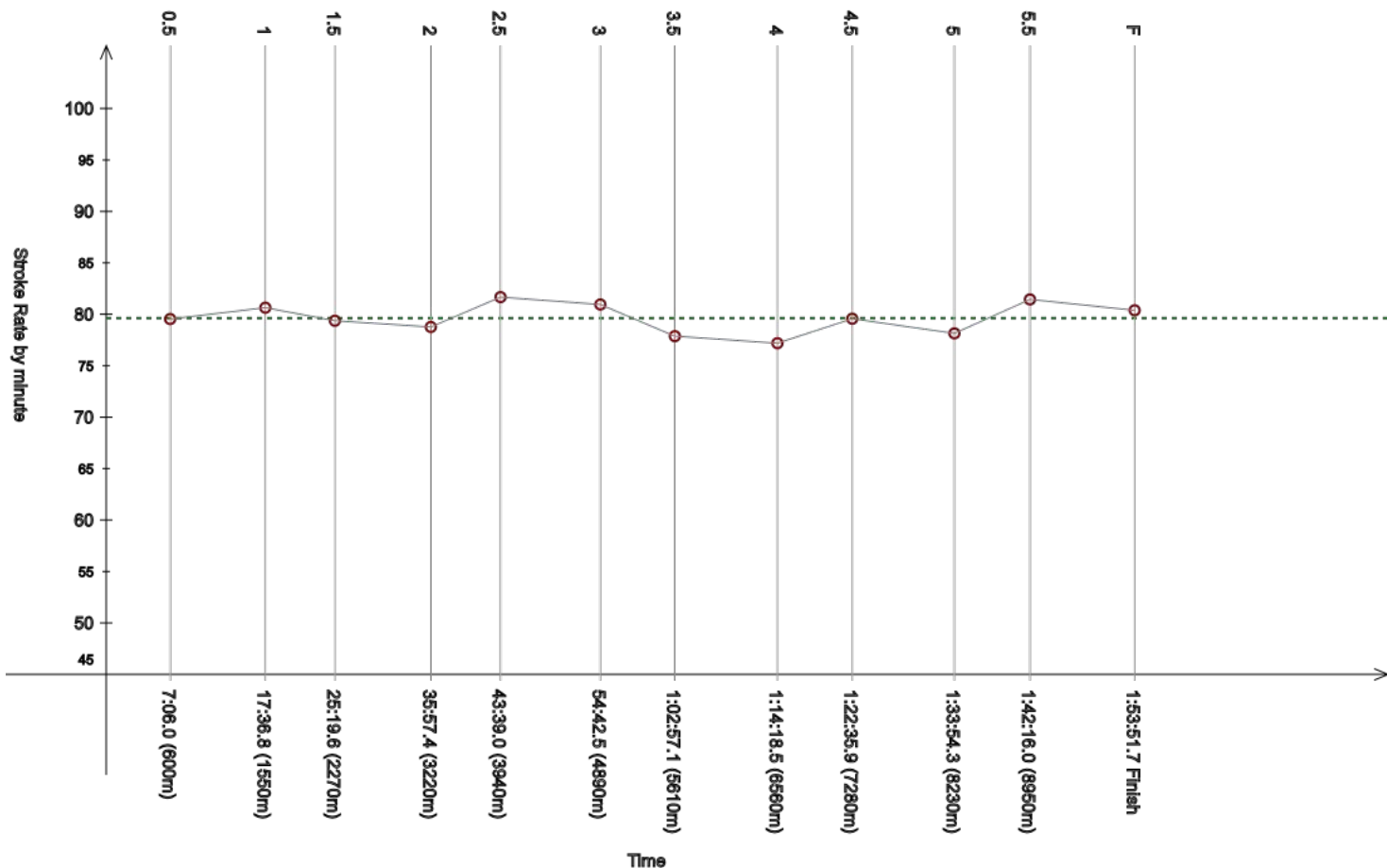
4 FEB 2024 - 10:30

Men's 10km

Race Analysis

Rank	Bib	Name	NAT Code	Finish Time	Gap
43	24	DALDOGIANNIS Asterios	GRE	1:53:51.7	+5:30.5

Lap	Time	Rank	Gap	SPM	Lap	Time	Rank	Gap	SPM	Lap	Time	Rank	Gap	SPM	SPM	STC
0.5	7:06.0	(39)	+17.6	79.5	1	17:36.8	(31)	+12.4	80.6	1.5	25:19.6	(48)	+22.0	79.4		
						10:30.8					7:42.8					
2	35:57.4	(53)	+33.1	78.8	2.5	43:39.0	(47)	+31.1	81.7	3	54:42.5	(50)	+59.4	81.0		
	10:37.8					7:41.6					11:03.5				79.6	9072
3.5	1:02:57.1	(45)	++	77.9	4	1:14:18.5	(54)	++	77.2	4.5	1:22:35.9	(52)	++	79.6		
	8:14.6					11:21.4					8:17.4					
5	1:33:54.3	(49)	++	78.1	5.5	1:42:16.0	(47)	++	81.4	F	1:53:51.7	(43)	++	80.4		
	11:18.4					8:21.7					11:35.7					



Legend:			
---	Stroke Rate Average	+	Gap or time behind
++	One minute or more behind in split time	F	Finish
SPM	Average strokes per minute	STC	Total strokes

Official Timekeeping by OMEGA

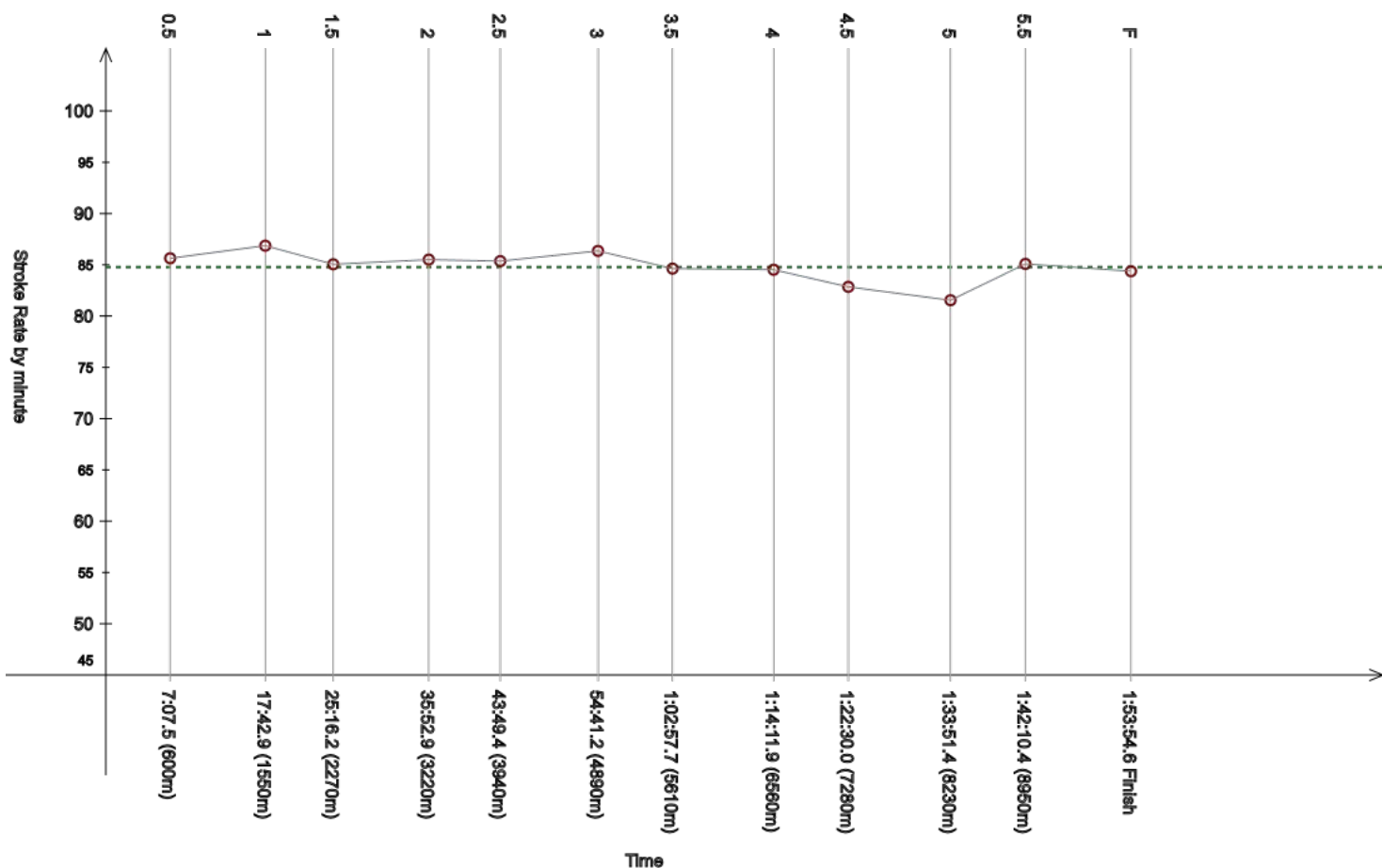
Event 102
4 FEB 2024 - 10:30

Men's 10km

Race Analysis

Rank	Bib	Name	NAT Code	Finish Time	Gap
44	41	YWANAGA PAPI Adrian Gustavo	PER	1:53:54.6	+5:33.4

Lap	Time	Rank	Gap	SPM	Lap	Time	Rank	Gap	SPM	Lap	Time	Rank	Gap	SPM	SPM	STC
0.5	7:07.5	(45)	+19.1	85.6	1	17:42.9	(42)	+18.5	86.9	1.5	25:16.2	(=41)	+18.6	85.1		
						10:35.4					7:33.3					
2	35:52.9	(47)	+28.6	85.5	2.5	43:49.4	(56)	+41.5	85.4	3	54:41.2	(48)	+58.1	86.4		
						7:56.5					10:51.8				84.8	9776
3.5	1:02:57.7	(48)	++	84.6	4	1:14:11.9	(49)	++	84.5	4.5	1:22:30.0	(47)	++	82.9		
						11:14.2					8:18.1					
5	1:33:51.4	(46)	++	81.5	5.5	1:42:10.4	(44)	++	85.1	F	1:53:54.6	(44)	++	84.4		
						8:19.0					11:44.2					



Legend:			
---	Stroke Rate Average	+	Gap or time behind
++	One minute or more behind in split time	F	Finish
SPM	Average strokes per minute	STC	Total strokes

Official Timekeeping by OMEGA

Event 102

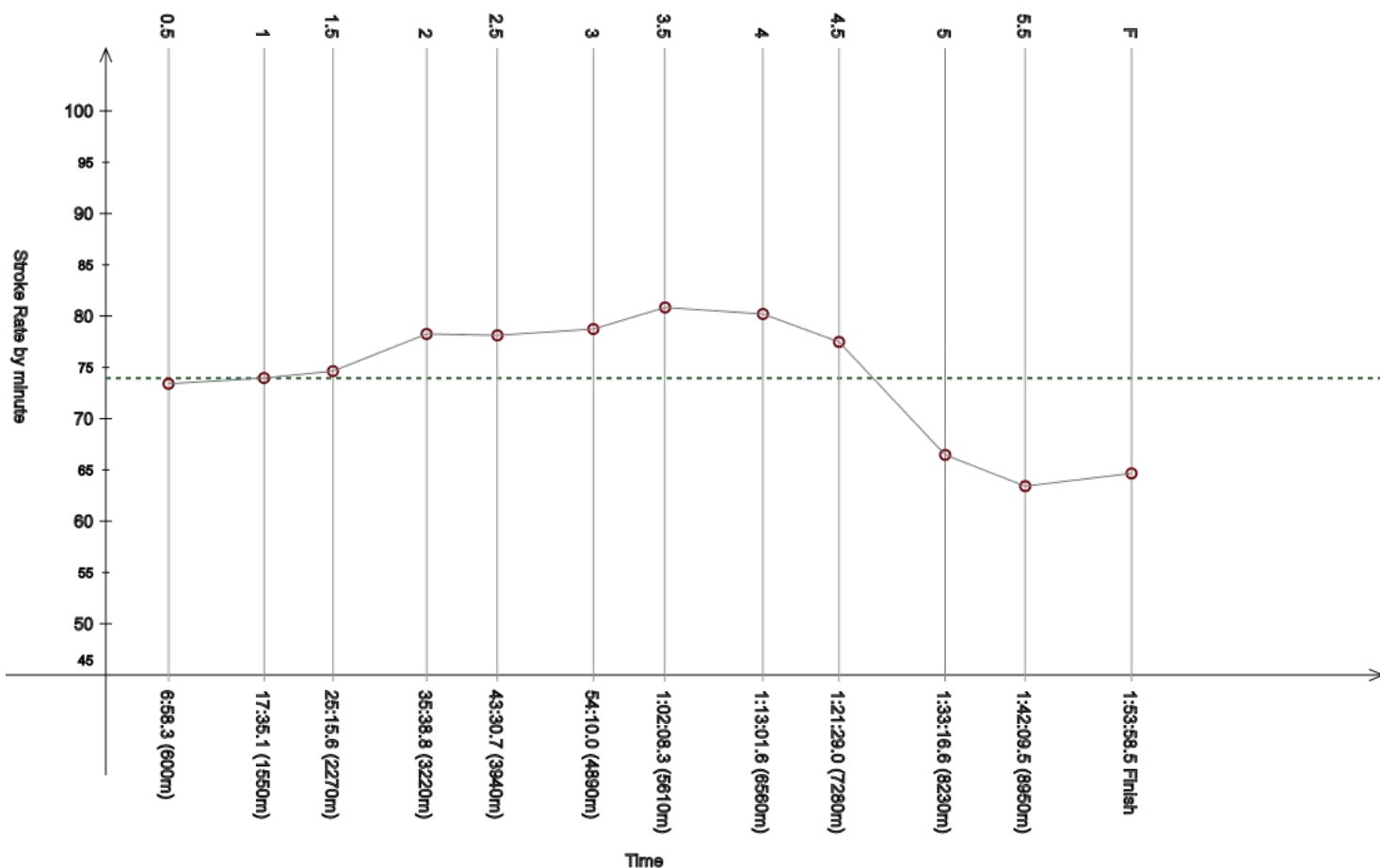
4 FEB 2024 - 10:30

Men's 10km

Race Analysis

Rank	Bib	Name	NAT Code	Finish Time	Gap
45	8	FURUHATA Kaiki	JPN	1:53:58.5	+5:37.3

Lap	Time	Rank	Gap	SPM	Lap	Time	Rank	Gap	SPM	Lap	Time	Rank	Gap	SPM	SPM	STC
0.5	6:58.3	(=16)	+9.9	73.4	1	17:35.1	(21)	+10.7	74.0	1.5	25:15.6	(=39)	+18.0	74.6		
						10:36.8					7:40.5					
2	35:38.8	(26)	+14.5	78.3	2.5	43:30.7	(45)	+22.8	78.1	3	54:10.0	(45)	+26.9	78.7		
						7:51.9					10:39.3				73.9	8470
3.5	1:02:08.3	(42)	+37.7	80.8	4	1:13:01.6	(44)	++	80.2	4.5	1:21:29.0	(43)	++	77.5		
						10:53.3					8:27.4					
5	1:33:16.6	(43)	++	66.5	5.5	1:42:09.5	(43)	++	63.4	F	1:53:58.5	(45)	++	64.7		
						8:52.9					11:49.0					



Legend:			
---	Stroke Rate Average	+	Gap or time behind
++	One minute or more behind in split time	F	Finish
SPM	Average strokes per minute	STC	Total strokes

Official Timekeeping by OMEGA

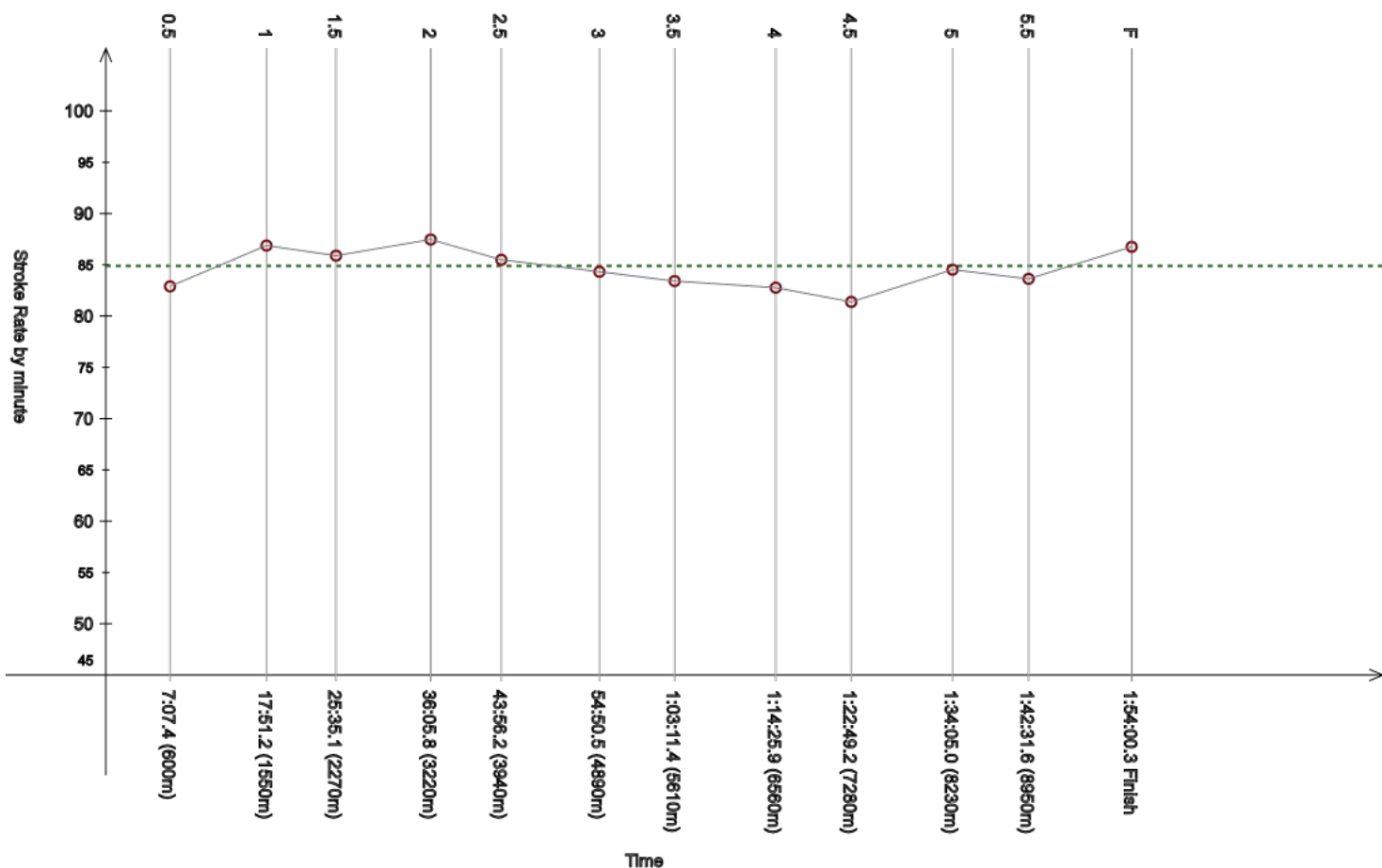
Event 102
4 FEB 2024 - 10:30

Men's 10km

Race Analysis

Rank	Bib	Name	NAT Code	Finish Time	Gap
46	74	HACISAGIR Burhanettin	TUR	1:54:00.3	+5:39.1

Lap	Time	Rank	Gap	SPM	Lap	Time	Rank	Gap	SPM	Lap	Time	Rank	Gap	SPM	SPM	STC
0.5	7:07.4	(44)	+19.0	82.9	1	17:51.2	(61)	+26.8	86.9	1.5	25:35.1	(65)	+37.5	85.9		
						10:43.8					7:43.9					
2	36:05.8	(59)	+41.5	87.5	2.5	43:56.2	(58)	+48.3	85.5	3	54:50.5	(57)	++	84.3		
						7:50.4					10:54.3				84.9	9678
3.5	1:03:11.4	(57)	++	83.4	4	1:14:25.9	(60)	++	82.8	4.5	1:22:49.2	(59)	++	81.4		
						11:14.5					8:23.3					
5	1:34:05.0	(=59)	++	84.5	5.5	1:42:31.6	(51)	++	83.6	F	1:54:00.3	(46)	++	86.8		
						8:26.6					11:28.7					



Legend:			
---	Stroke Rate Average	+	Gap or time behind
++	One minute or more behind in split time	F	Finish
SPM	Average strokes per minute	STC	Total strokes

Official Timekeeping by OMEGA

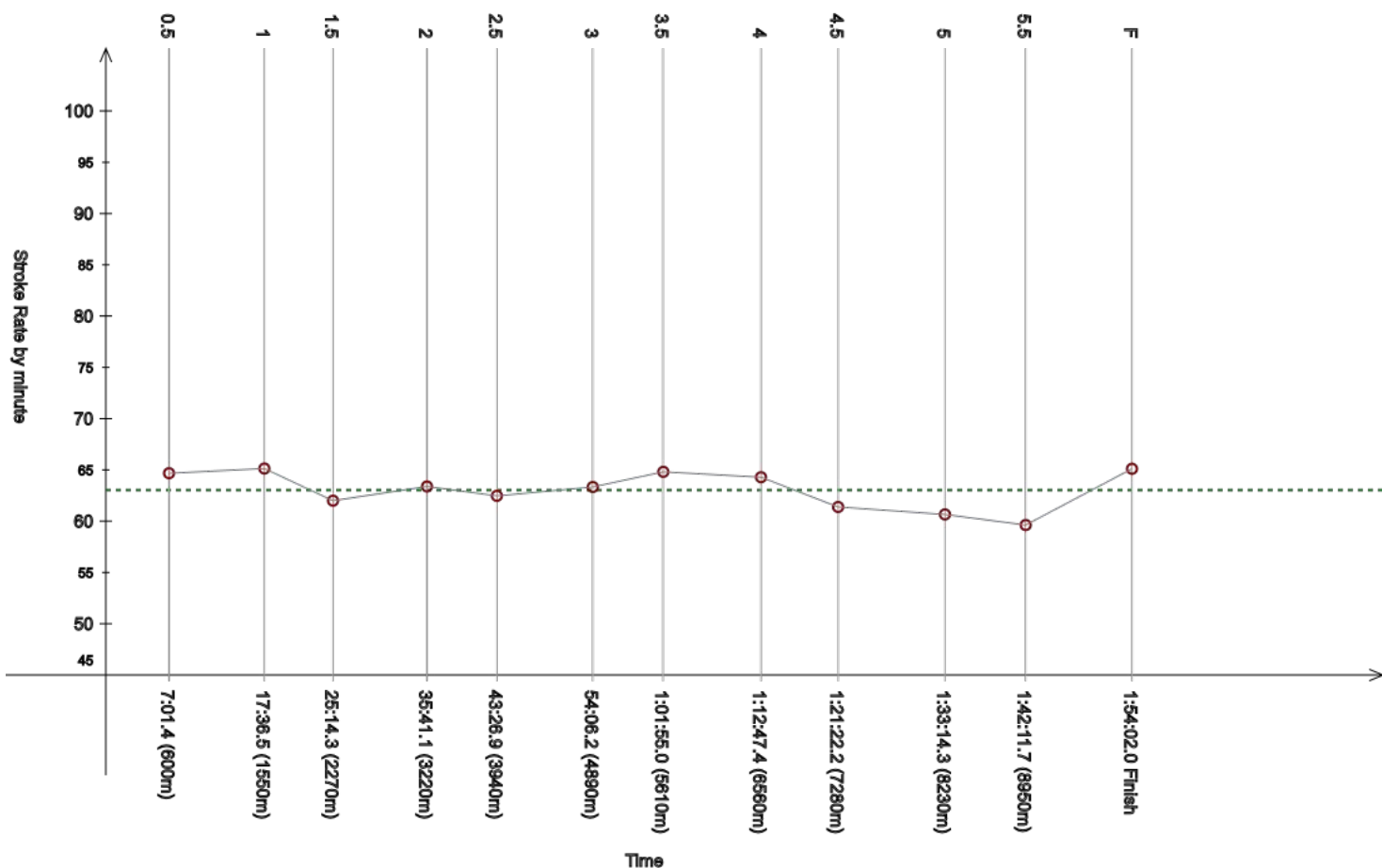
Event 102
4 FEB 2024 - 10:30

Men's 10km

Race Analysis

Rank	Bib	Name	NAT Code	Finish Time	Gap
47	60	THAMMANANTHACHOTE Ratthawit	THA	1:54:02.0	+5:40.8

Lap	Time	Rank	Gap	SPM	Lap	Time	Rank	Gap	SPM	Lap	Time	Rank	Gap	SPM	SPM	STC
0.5	7:01.4	(24)	+13.0	64.7	1	17:36.5	(=27)	+12.1	65.1	1.5	25:14.3	(34)	+16.7	62.0		
						10:35.1					7:37.8					
2	35:41.1	(32)	+16.8	63.4	2.5	43:26.9	(37)	+19.0	62.5	3	54:06.2	(42)	+23.1	63.3		
	10:26.8					7:45.8					10:39.3				63.0	7263
3.5	1:01:55.0	(34)	+24.4	64.8	4	1:12:47.4	(43)	+45.9	64.3	4.5	1:21:22.2	(42)	++	61.4		
	7:48.8					10:52.4					8:34.8					
5	1:33:14.3	(42)	++	60.7	5.5	1:42:11.7	(45)	++	59.6	F	1:54:02.0	(47)	++	65.1		
	11:52.1					8:57.4					11:50.3					



Legend:			
---	Stroke Rate Average	+	Gap or time behind
++	One minute or more behind in split time	F	Finish
SPM	Average strokes per minute	STC	Total strokes

Official Timekeeping by OMEGA

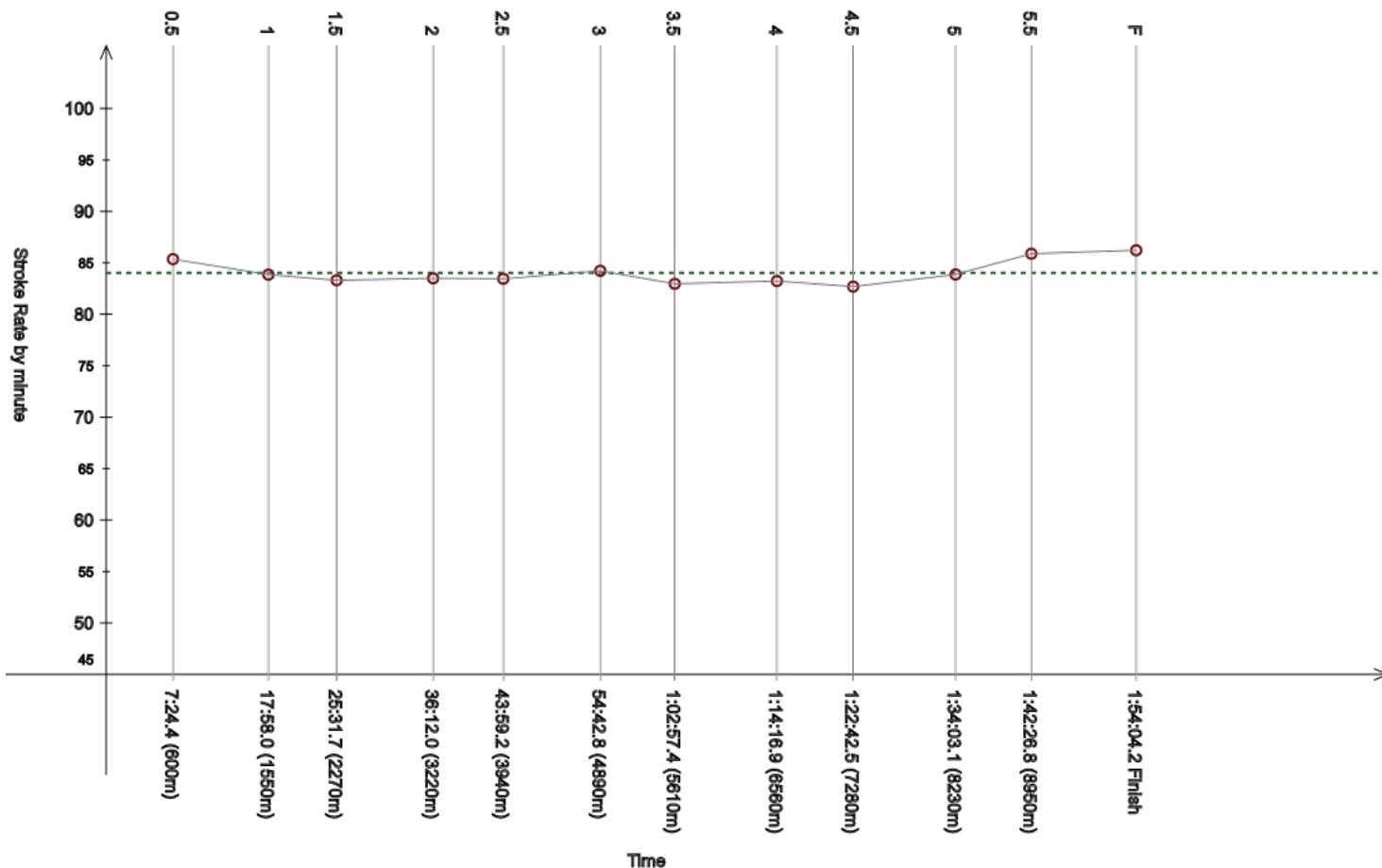
Event 102
4 FEB 2024 - 10:30

Men's 10km

Race Analysis

Rank	Bib	Name	NAT Code	Finish Time	Gap
48	78	SEIDLER Phillip	NAM	1:54:04.2	+5:43.0

Lap	Time	Rank	Gap	SPM	Lap	Time	Rank	Gap	SPM	Lap	Time	Rank	Gap	SPM	SPM	STC
0.5	7:24.4	(=74)	+36.0	85.4	1	17:58.0	(67)	+33.6	83.9	1.5	25:31.7	(63)	+34.1	83.3		
						10:33.6					7:33.7					
2	36:12.0	(62)	+47.7	83.5	2.5	43:59.2	(62)	+51.3	83.5	3	54:42.8	(51)	+59.7	84.2		
	10:40.3					7:47.2					10:43.6				84.0	9554
3.5	1:02:57.4	(46)	++	83.0	4	1:14:16.9	(53)	++	83.2	4.5	1:22:42.5	(58)	++	82.7		
	8:14.6					11:19.5					8:25.6					
5	1:34:03.1	(=57)	++	83.9	5.5	1:42:26.8	(48)	++	85.9	F	1:54:04.2	(48)	++	86.2		
	11:20.6					8:23.7					11:37.4					



Legend:			
---	Stroke Rate Average	+	Gap or time behind
++	One minute or more behind in split time	F	Finish
SPM	Average strokes per minute	STC	Total strokes

Official Timekeeping by OMEGA

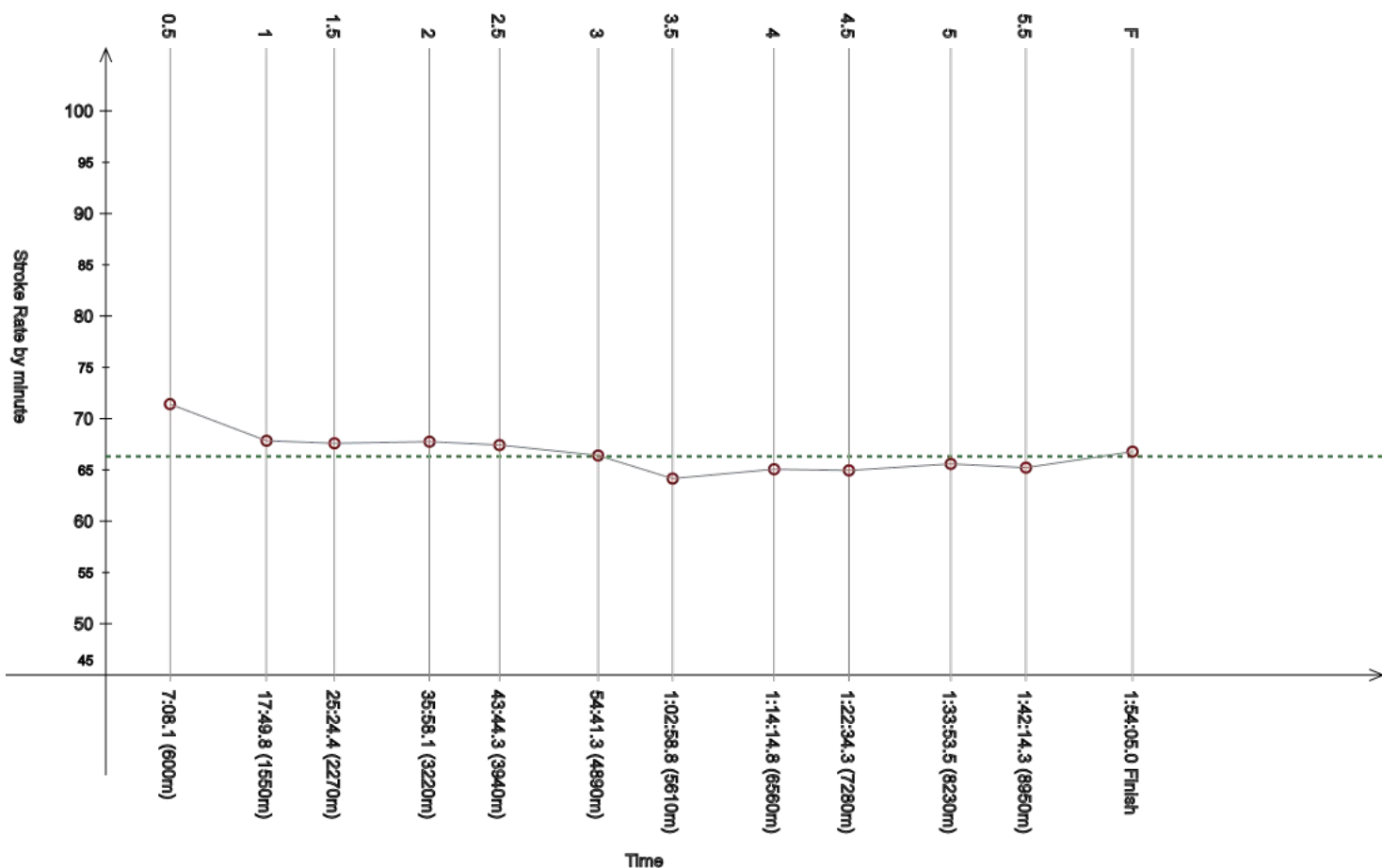
Event 102
4 FEB 2024 - 10:30

Men's 10km

Race Analysis

Rank	Bib	Name	NAT Code	Finish Time	Gap
49	31	LUKASEVITS Artyom	SGP	1:54:05.0	+5:43.8

Lap	Time	Rank	Gap	SPM	Lap	Time	Rank	Gap	SPM	Lap	Time	Rank	Gap	SPM	SPM	STC
0.5	7:08.1	(50)	+19.7	71.4	1	17:49.8	(58)	+25.4	67.8	1.5	25:24.4	(58)	+26.8	67.6		
						10:41.7					7:34.6					
2	35:58.1	(54)	+33.8	67.8	2.5	43:44.3	(50)	+36.4	67.4	3	54:41.3	(49)	+58.2	66.4		
	10:33.7					7:46.2					10:57.0				66.3	7645
3.5	1:02:58.8	(50)	++	64.2	4	1:14:14.8	(51)	++	65.1	4.5	1:22:34.3	(51)	++	65.0		
	8:17.5					11:16.0					8:19.5					
5	1:33:53.5	(=47)	++	65.6	5.5	1:42:14.3	(46)	++	65.2	F	1:54:05.0	(49)	++	66.8		
	11:19.2					8:20.8					11:50.7					



Legend:			
---	Stroke Rate Average	+	Gap or time behind
++	One minute or more behind in split time	F	Finish
SPM	Average strokes per minute	STC	Total strokes

Official Timekeeping by OMEGA

Event 102

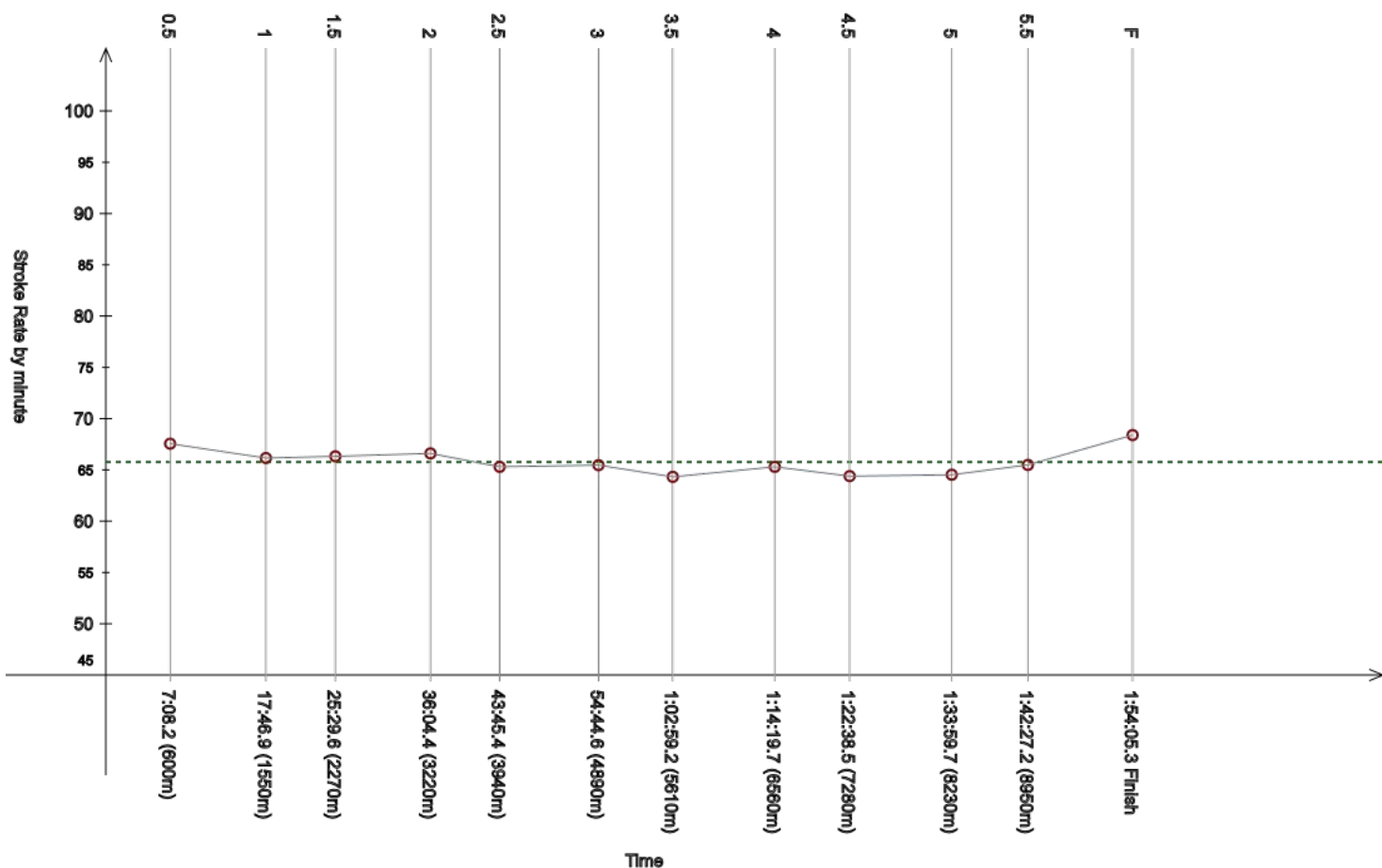
4 FEB 2024 - 10:30

Men's 10km

Race Analysis

Rank	Bib	Name	NAT Code	Finish Time	Gap
50	40	PASKO Jaan	EST	1:54:05.3	+5:44.1

Lap	Time	Rank	Gap	SPM	Lap	Time	Rank	Gap	SPM	Lap	Time	Rank	Gap	SPM	SPM	STC
0.5	7:08.2	(51)	+19.8	67.6	1	17:46.9	(55)	+22.5	66.2	1.5	25:29.6	(60)	+32.0	66.3		
						10:38.7					7:42.7					
2	36:04.4	(58)	+40.1	66.6	2.5	43:45.4	(51)	+37.5	65.3	3	54:44.6	(52)	++	65.5		
	10:34.8					7:41.0					10:59.2				65.8	7557
3.5	1:02:59.2	(51)	++	64.3	4	1:14:19.7	(56)	++	65.3	4.5	1:22:38.5	(53)	++	64.4		
	8:14.6					11:20.5					8:18.8					
5	1:33:59.7	(53)	++	64.5	5.5	1:42:27.2	(49)	++	65.5	F	1:54:05.3	(50)	++	68.4		
	11:21.2					8:27.5					11:38.1					



Legend:			
---	Stroke Rate Average	+	Gap or time behind
++	One minute or more behind in split time	F	Finish
SPM	Average strokes per minute	STC	Total strokes

Official Timekeeping by OMEGA

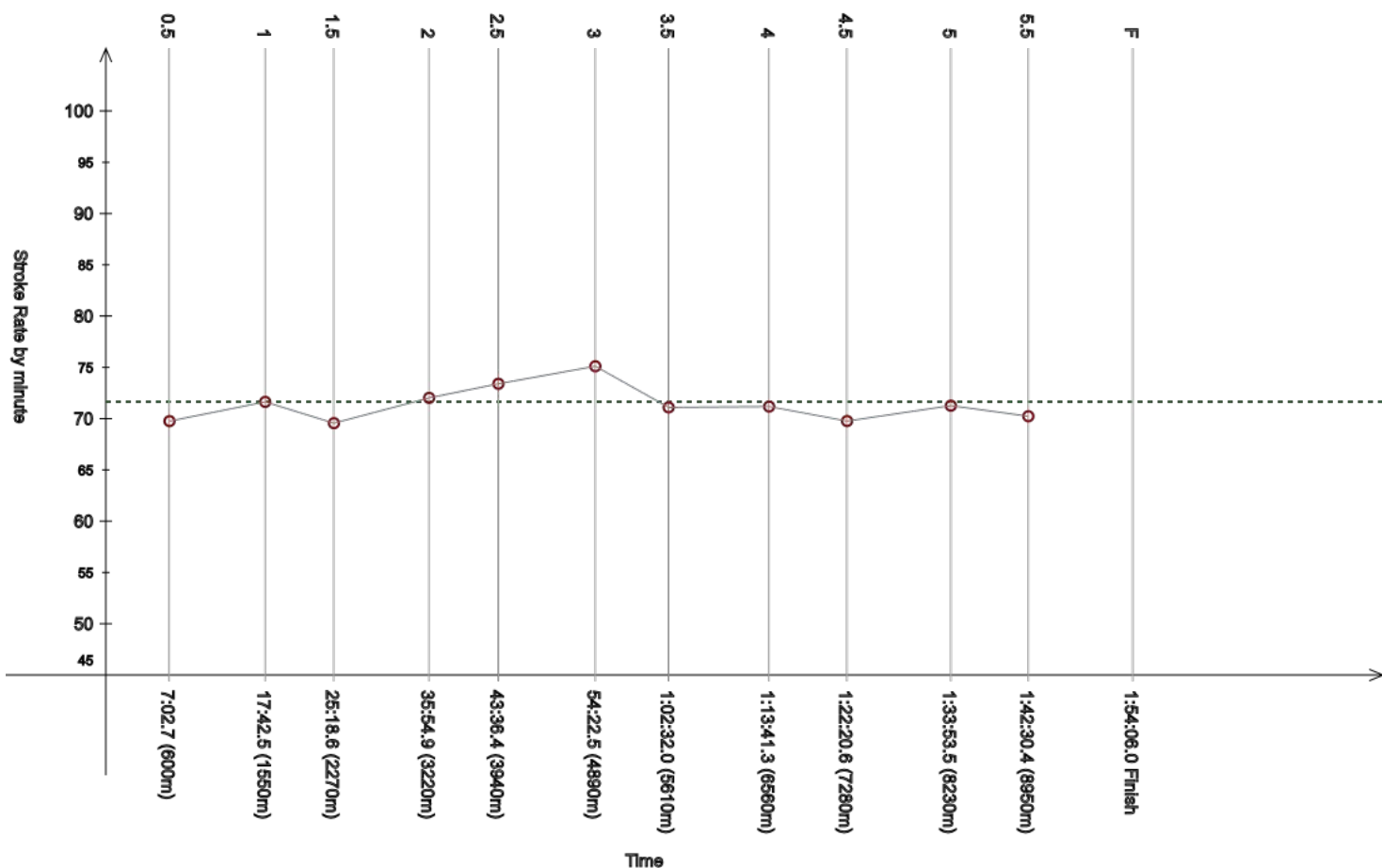
Event 102
4 FEB 2024 - 10:30

Men's 10km

Race Analysis

Rank	Bib	Name	NAT Code	Finish Time	Gap
51	56	ZHANG Jinhou	CHN	1:54:06.0	+5:44.8

Lap	Time	Rank	Gap	SPM	Lap	Time	Rank	Gap	SPM	Lap	Time	Rank	Gap	SPM	SPM	STC
0.5	7:02.7	(31)	+14.3	69.8	1	17:42.5	(41)	+18.1	71.6	1.5	25:18.6	(47)	+21.0	69.6		
						10:39.8					7:36.1					
2	35:54.9	(48)	+30.6	72.0	2.5	43:36.4	(46)	+28.5	73.4	3	54:22.5	(46)	+39.4	75.1		
						7:41.5					10:46.1				71.7	7380
3.5	1:02:32.0	(43)	++	71.1	4	1:13:41.3	(46)	++	71.2	4.5	1:22:20.6	(45)	++	69.8		
						11:09.3					8:39.3					
5	1:33:53.5	(=47)	++	71.3	5.5	1:42:30.4	(50)	++	70.2	F	1:54:06.0	(51)	++	-		
						8:36.9					11:35.6					



Legend:			
---	Stroke Rate Average	+	Gap or time behind
++	One minute or more behind in split time	F	Finish
SPM	Average strokes per minute	STC	Total strokes

Official Timekeeping by OMEGA

Event 102

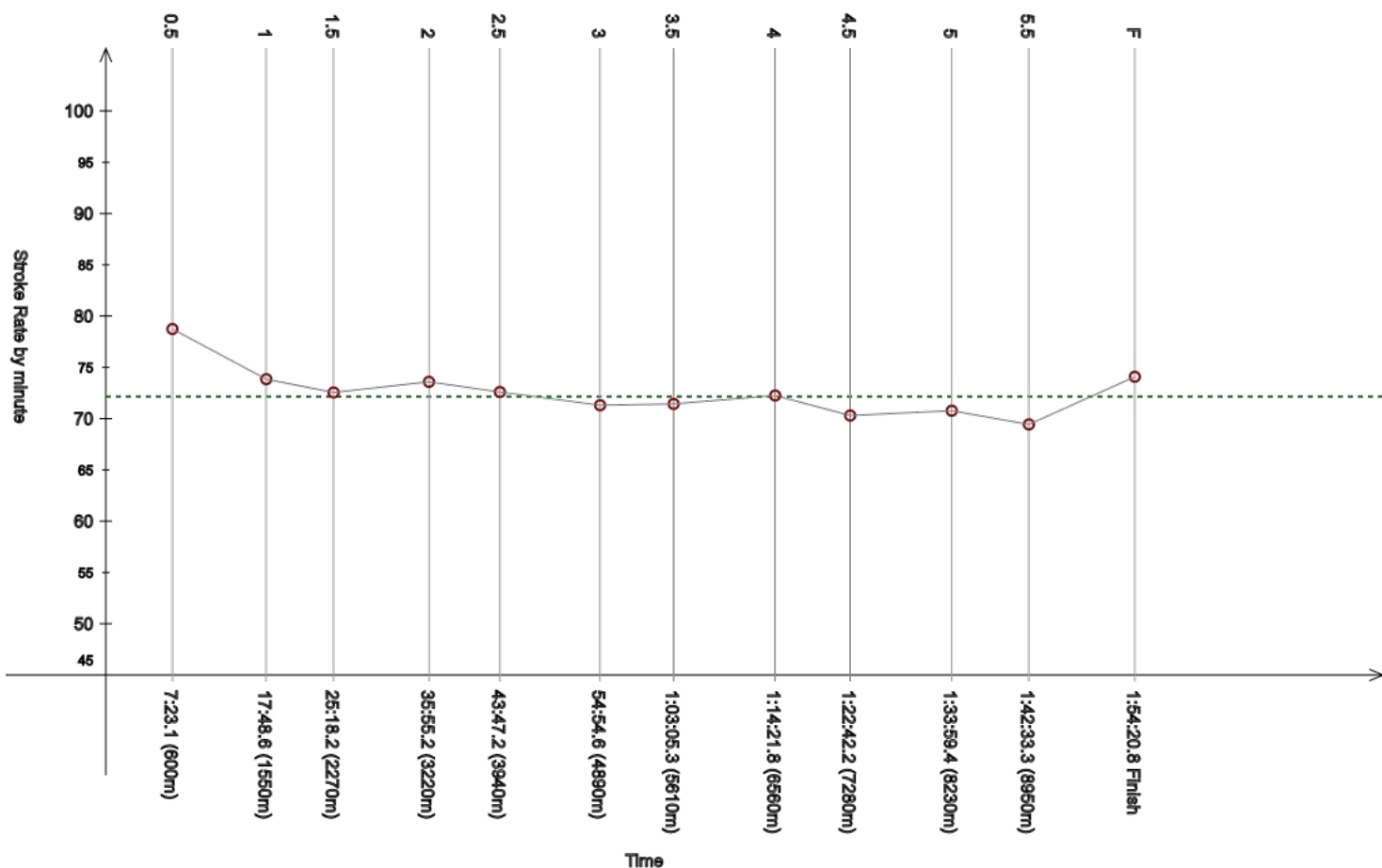
4 FEB 2024 - 10:30

Men's 10km

Race Analysis

Rank	Bib	Name	NAT Code	Finish Time	Gap
52	1	DRUENNE Theo	MON	1:54:20.8	+5:59.6

Lap	Time	Rank	Gap	SPM	Lap	Time	Rank	Gap	SPM	Lap	Time	Rank	Gap	SPM	SPM	STC
0.5	7:23.1	(72)	+34.7	78.7	1	17:48.6	(57)	+24.2	73.9	1.5	25:18.2	(=44)	+20.6	72.6		
						10:25.5					7:29.6					
2	35:55.2	(49)	+30.9	73.6	2.5	43:47.2	(53)	+39.3	72.6	3	54:54.6	(60)	++	71.3		
						7:52.0					11:07.4				72.2	8356
3.5	1:03:05.3	(54)	++	71.4	4	1:14:21.8	(59)	++	72.3	4.5	1:22:42.2	(57)	++	70.3		
						8:10.7					8:20.4					
5	1:33:59.4	(52)	++	70.8	5.5	1:42:33.3	(=54)	++	69.4	F	1:54:20.8	(52)	++	74.1		
						8:33.9					11:47.5					



Legend:			
---	Stroke Rate Average	+	Gap or time behind
++	One minute or more behind in split time	F	Finish
SPM	Average strokes per minute	STC	Total strokes

Official Timekeeping by OMEGA

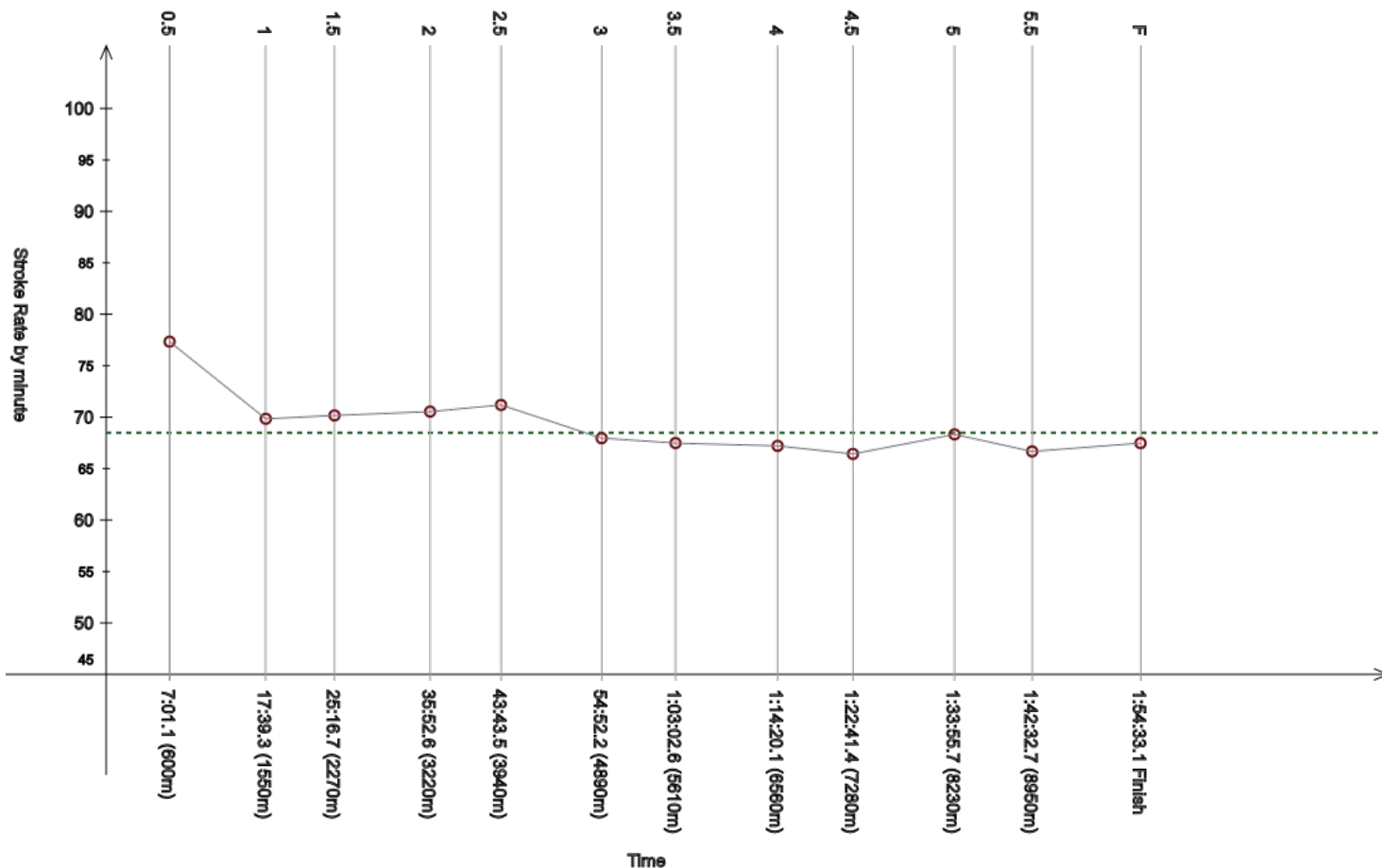
Event 102
4 FEB 2024 - 10:30

Men's 10km

Race Analysis

Rank	Bib	Name	NAT Code	Finish Time	Gap
53	22	LOUW Henre	RSA	1:54:33.1	+6:11.9

Lap	Time	Rank	Gap	SPM	Lap	Time	Rank	Gap	SPM	Lap	Time	Rank	Gap	SPM	SPM	STC
0.5	7:01.1	(=21)	+12.7	77.3	1	17:39.3	(37)	+14.9	69.8	1.5	25:16.7	(43)	+19.1	70.2		
						10:38.2					7:37.4					
2	35:52.6	(46)	+28.3	70.5	2.5	43:43.5	(49)	+35.6	71.2	3	54:52.2	(58)	++	68.0		
	10:35.9					7:50.9					11:08.7				68.5	7911
3.5	1:03:02.6	(52)	++	67.5	4	1:14:20.1	(57)	++	67.2	4.5	1:22:41.4	(56)	++	66.4		
	8:10.4					11:17.5					8:21.3					
5	1:33:55.7	(50)	++	68.3	5.5	1:42:32.7	(52)	++	66.7	F	1:54:33.1	(53)	++	67.5		
	11:14.3					8:37.0					12:00.4					



Legend:			
---	Stroke Rate Average	+	Gap or time behind
++	One minute or more behind in split time	F	Finish
SPM	Average strokes per minute	STC	Total strokes

Official Timekeeping by OMEGA

Event 102

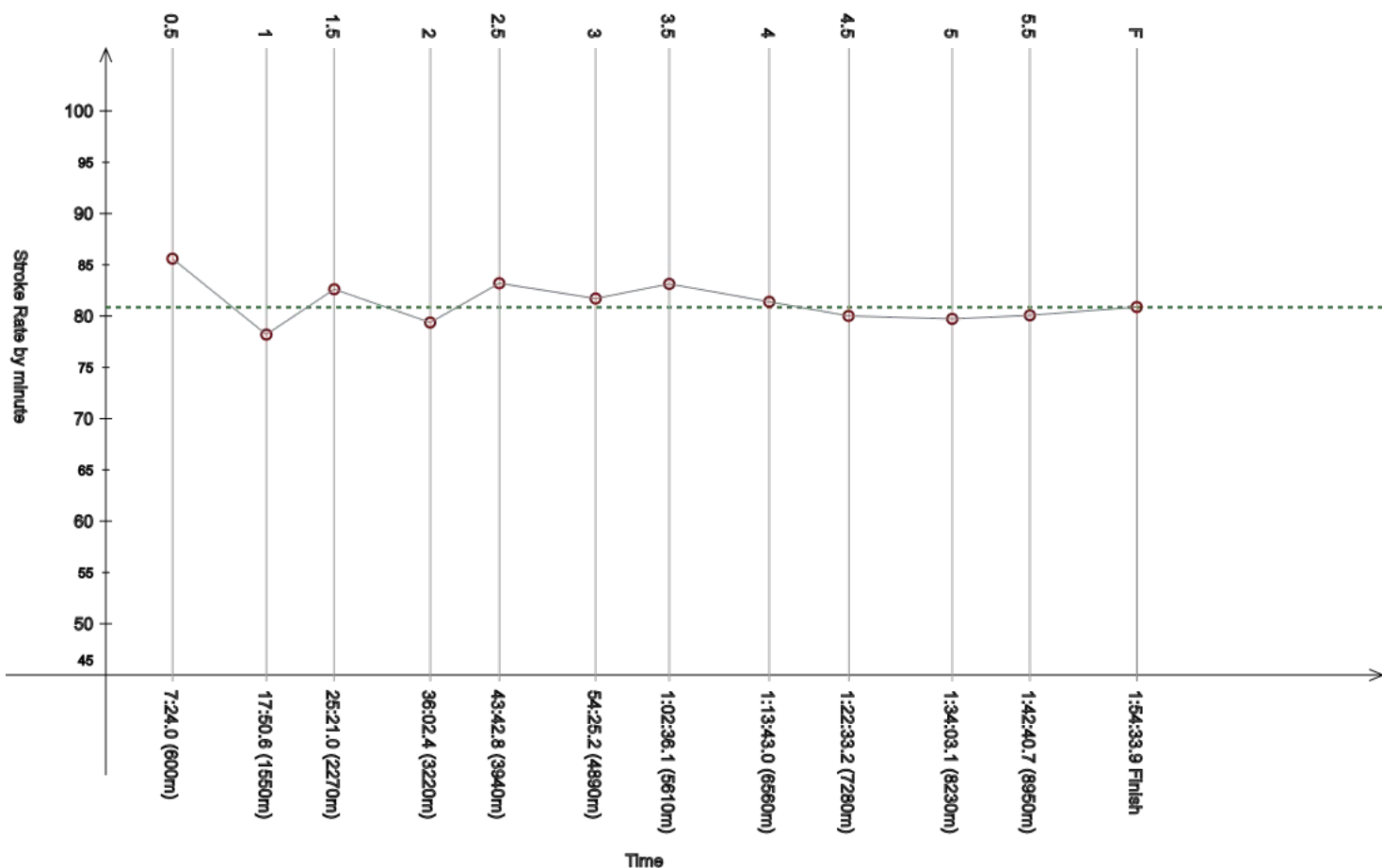
4 FEB 2024 - 10:30

Men's 10km

Race Analysis

Rank	Bib	Name	NAT Code	Finish Time	Gap
54	54	PARK Jaehun	KOR	1:54:33.9	+6:12.7

Lap	Time	Rank	Gap	SPM	Lap	Time	Rank	Gap	SPM	Lap	Time	Rank	Gap	SPM	SPM	STC
0.5	7:24.0	(73)	+35.6	85.6	1	17:50.6	(60)	+26.2	78.2	1.5	25:21.0	(51)	+23.4	82.6		
						10:26.6					7:30.4					
2	36:02.4	(56)	+38.1	79.4	2.5	43:42.8	(48)	+34.9	83.2	3	54:25.2	(47)	+42.1	81.7		
	10:41.4					7:40.4					10:42.4				80.9	9313
3.5	1:02:36.1	(44)	++	83.1	4	1:13:43.0	(47)	++	81.4	4.5	1:22:33.2	(50)	++	80.0		
	8:10.9					11:06.9					8:50.2					
5	1:34:03.1	(=57)	++	79.7	5.5	1:42:40.7	(58)	++	80.1	F	1:54:33.9	(54)	++	80.9		
	11:29.9					8:37.6					11:53.2					



Legend:			
---	Stroke Rate Average	+	Gap or time behind
++	One minute or more behind in split time	F	Finish
SPM	Average strokes per minute	STC	Total strokes

Official Timekeeping by OMEGA

Event 102

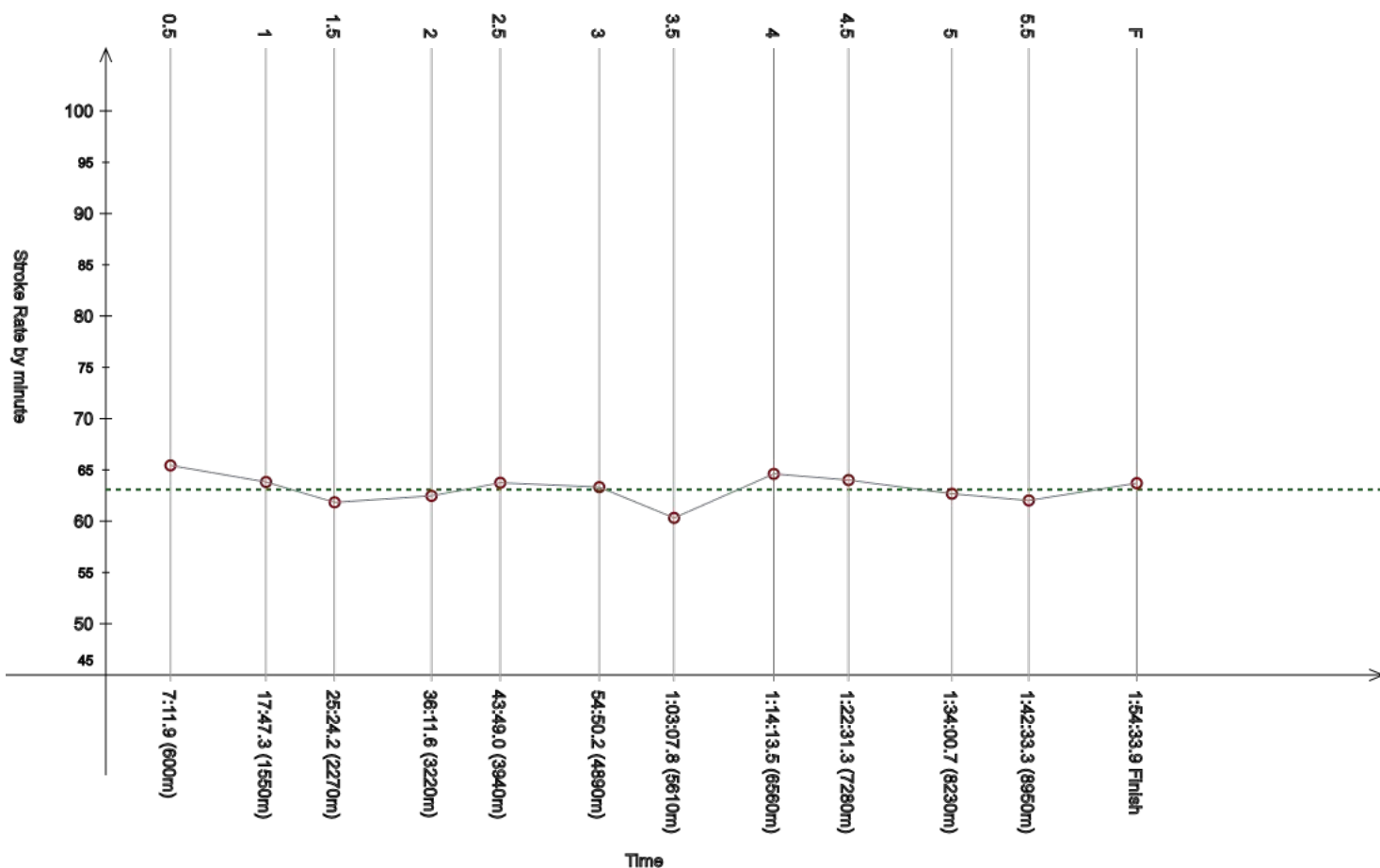
4 FEB 2024 - 10:30

Men's 10km

Race Analysis

Rank	Bib	Name	NAT Code	Finish Time	Gap
55	29	PRAWIRA Aflah Fadlan	INA	1:54:33.9	+6:12.7

Lap	Time	Rank	Gap	SPM	Lap	Time	Rank	Gap	SPM	Lap	Time	Rank	Gap	SPM	SPM	STC
0.5	7:11.9	(56)	+23.5	65.4	1	17:47.3	(56)	+22.9	63.8	1.5	25:24.2	(57)	+26.6	61.8		
						10:35.4					7:36.9					
2	36:11.6	(61)	+47.3	62.5	2.5	43:49.0	(55)	+41.1	63.8	3	54:50.2	(56)	++	63.3		
	10:47.4					7:37.4					11:01.2				63.1	7251
3.5	1:03:07.8	(56)	++	60.3	4	1:14:13.5	(50)	++	64.6	4.5	1:22:31.3	(48)	++	64.0		
	8:17.6					11:05.7					8:17.8					
5	1:34:00.7	(=54)	++	62.7	5.5	1:42:33.3	(=54)	++	62.0	F	1:54:33.9	(55)	++	63.7		
	11:29.4					8:32.6					12:00.6					



Legend:			
---	Stroke Rate Average	+	Gap or time behind
++	One minute or more behind in split time	F	Finish
SPM	Average strokes per minute	STC	Total strokes

Official Timekeeping by OMEGA

Event 102

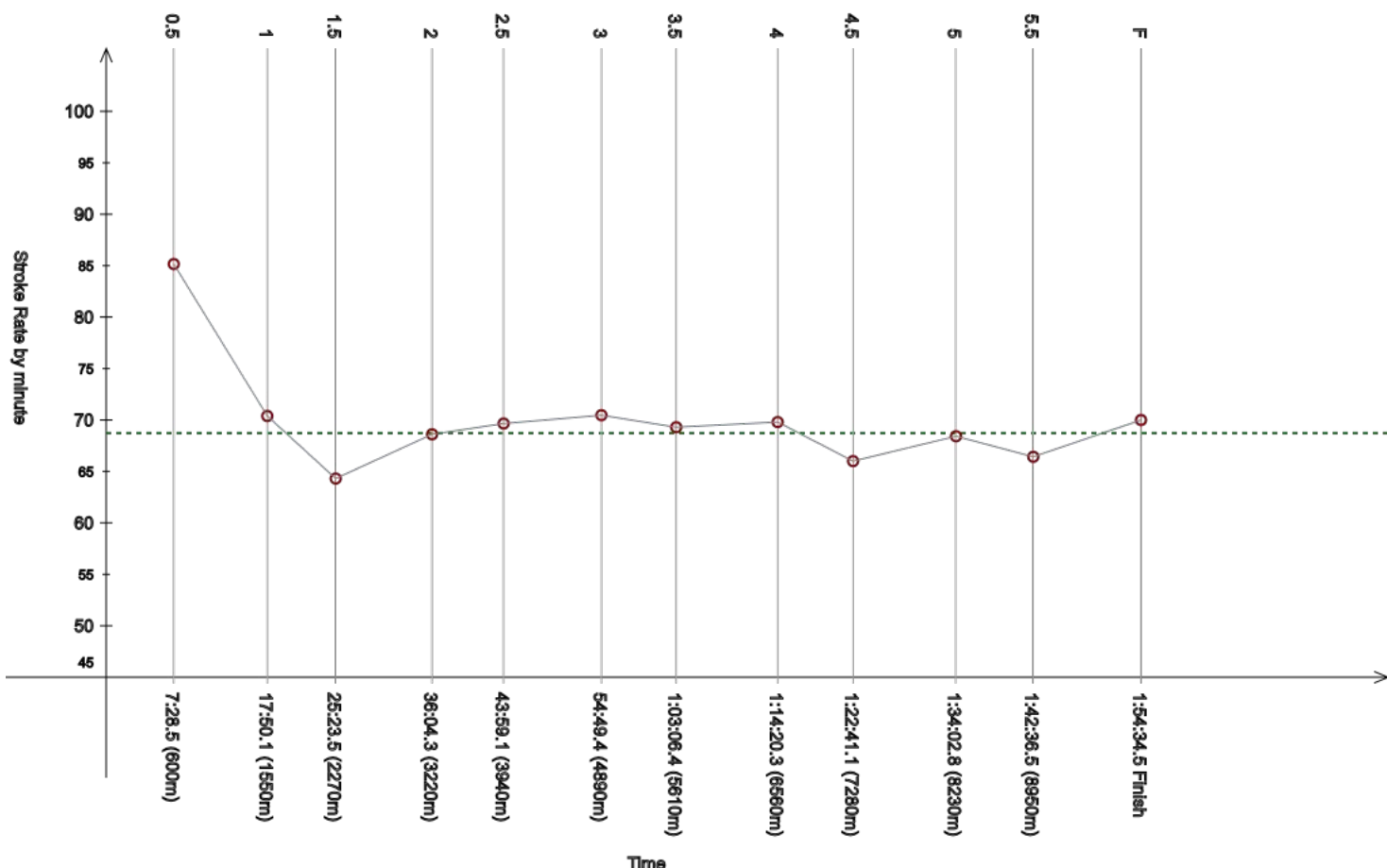
4 FEB 2024 - 10:30

Men's 10km

Race Analysis

Rank	Bib	Name	NAT Code	Finish Time	Gap
56	59	OH Sebeom	KOR	1:54:34.5	+6:13.3

Lap	Time	Rank	Gap	SPM	Lap	Time	Rank	Gap	SPM	Lap	Time	Rank	Gap	SPM	SPM	STC
0.5	7:28.5	(76)	+40.1	85.2	1	17:50.1	(59)	+25.7	70.4	1.5	25:23.5	(56)	+25.9	64.3		
						10:21.6					7:33.4					
2	36:04.3	(57)	+40.0	68.6	2.5	43:59.1	(61)	+51.2	69.7	3	54:49.4	(55)	++	70.5		
						7:54.8					10:50.3				68.7	7913
3.5	1:03:06.4	(55)	++	69.3	4	1:14:20.3	(58)	++	69.8	4.5	1:22:41.1	(55)	++	66.0		
						11:13.9					8:20.8					
5	1:34:02.8	(56)	++	68.4	5.5	1:42:36.5	(56)	++	66.4	F	1:54:34.5	(56)	++	70.0		
						8:33.7					11:58.0					



Legend:			
---	Stroke Rate Average	+	Gap or time behind
++	One minute or more behind in split time	F	Finish
SPM	Average strokes per minute	STC	Total strokes

Official Timekeeping by OMEGA

Event 102

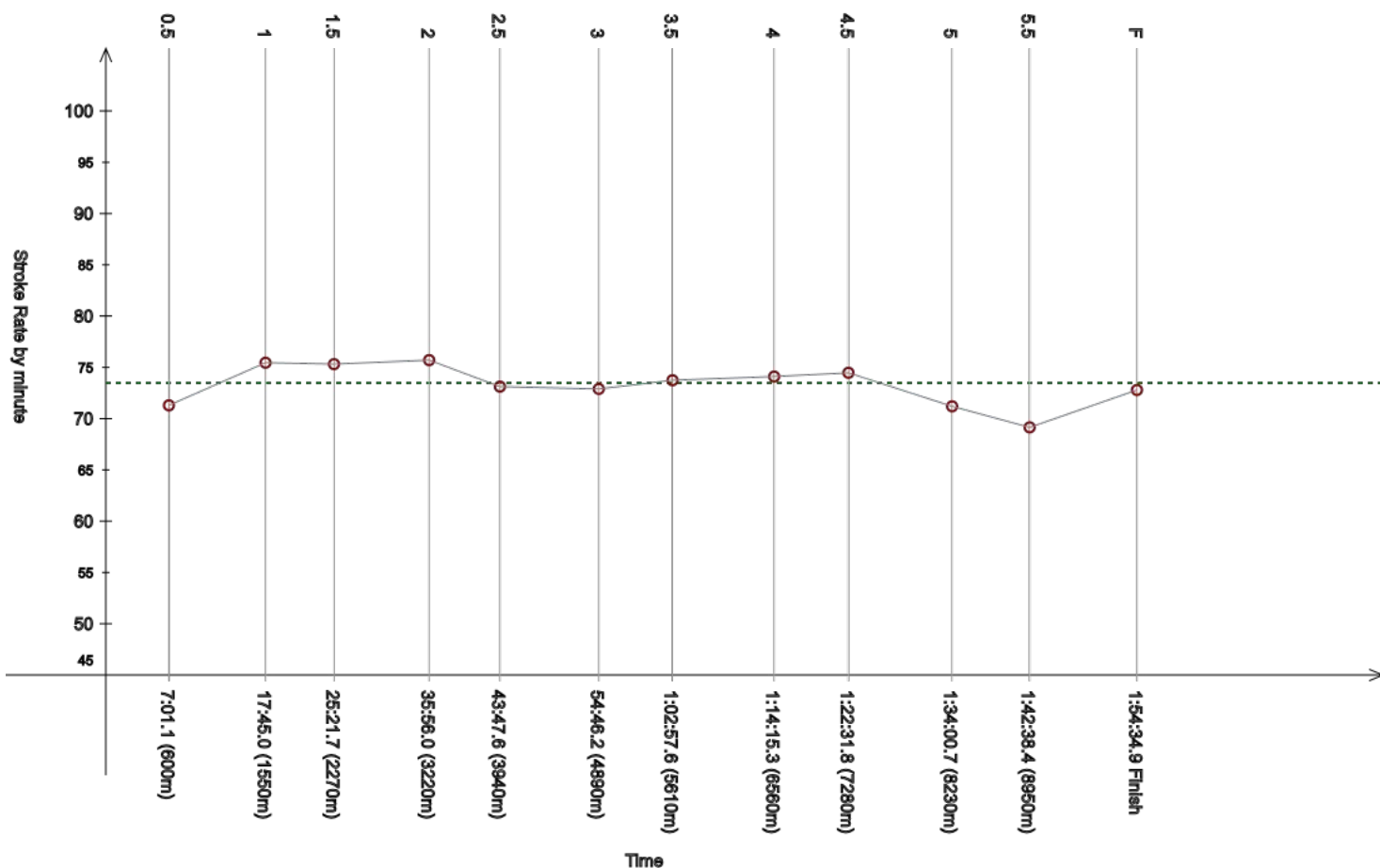
4 FEB 2024 - 10:30

Men's 10km

Race Analysis

Rank	Bib	Name	NAT Code	Finish Time	Gap
57	3	PETERLIN Nik	SLO	1:54:34.9	+6:13.7

Lap	Time	Rank	Gap	SPM	Lap	Time	Rank	Gap	SPM	Lap	Time	Rank	Gap	SPM	SPM	STC
0.5	7:01.1	(=21)	+12.7	71.3	1	17:45.0	(49)	+20.6	75.5	1.5	25:21.7	(53)	+24.1	75.3		
						10:43.9					7:36.7					
2	35:56.0	(50)	+31.7	75.7	2.5	43:47.6	(54)	+39.7	73.1	3	54:46.2	(53)	++	72.9		
						7:51.6					10:58.6				73.5	8503
3.5	1:02:57.6	(47)	++	73.7	4	1:14:15.3	(52)	++	74.1	4.5	1:22:31.8	(49)	++	74.5		
						11:17.7					8:16.5					
5	1:34:00.7	(=54)	++	71.2	5.5	1:42:38.4	(57)	++	69.2	F	1:54:34.9	(57)	++	72.8		
						8:37.7					11:56.5					



Legend:			
---	Stroke Rate Average	+	Gap or time behind
++	One minute or more behind in split time	F	Finish
SPM	Average strokes per minute	STC	Total strokes

Official Timekeeping by OMEGA

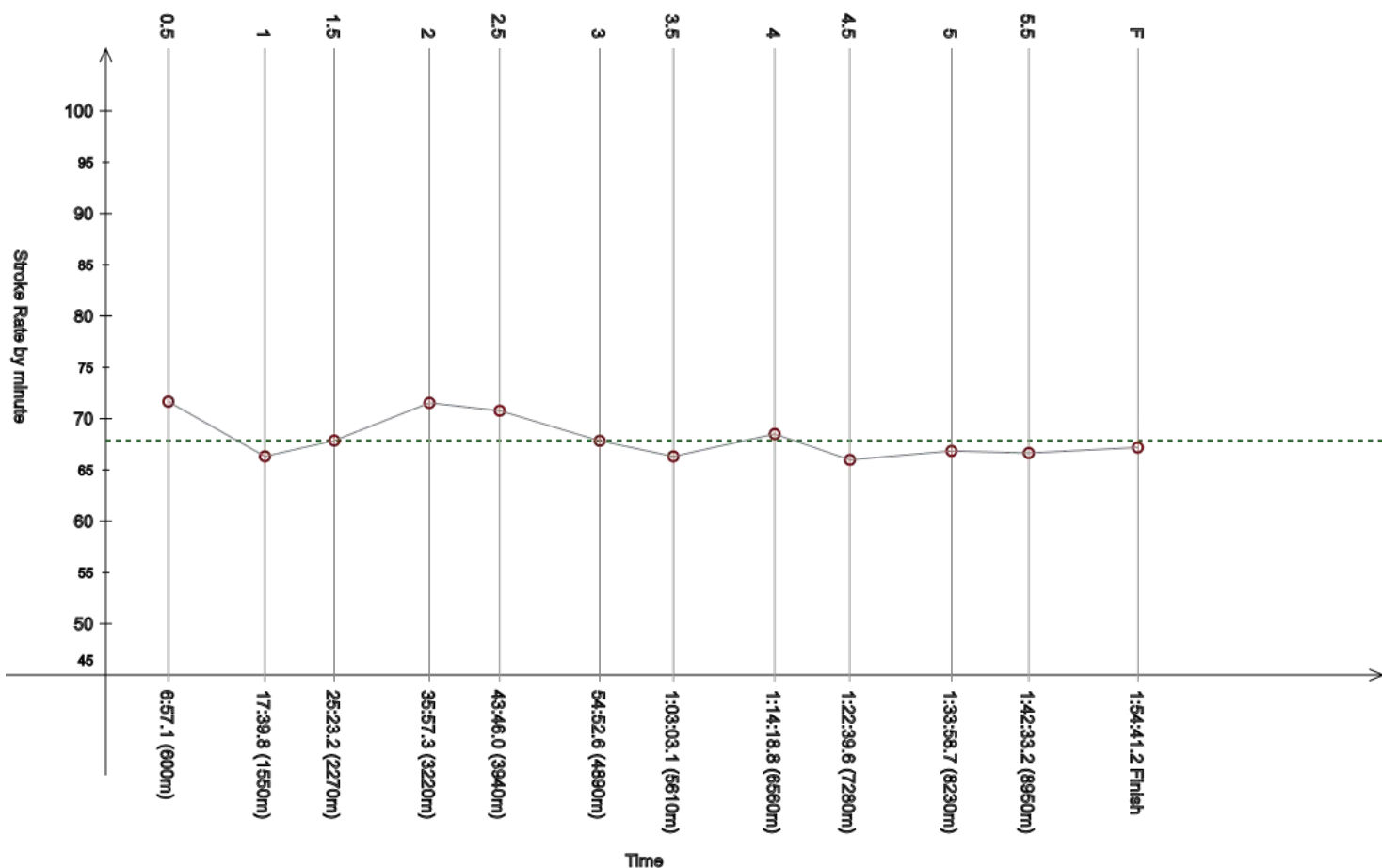
Event 102
4 FEB 2024 - 10:30

Men's 10km

Race Analysis

Rank	Bib	Name	NAT Code	Finish Time	Gap
58	72	BREYTENBACH Ruan	RSA	1:54:41.2	+6:20.0

Lap	Time	Rank	Gap	SPM	Lap	Time	Rank	Gap	SPM	Lap	Time	Rank	Gap	SPM	SPM	STC
0.5	6:57.1	(=12)	+8.7	71.7	1	17:39.8	(39)	+15.4	66.3	1.5	25:23.2	(55)	+25.6	67.9		
						10:42.7					7:43.4					
2	35:57.3	(52)	+33.0	71.5	2.5	43:46.0	(52)	+38.1	70.8	3	54:52.6	(59)	++	67.8		
	10:34.1					7:48.7					11:06.6				67.8	7793
3.5	1:03:03.1	(53)	++	66.3	4	1:14:18.8	(55)	++	68.5	4.5	1:22:39.6	(54)	++	66.0		
	8:10.5					11:15.7					8:20.8					
5	1:33:58.7	(51)	++	66.8	5.5	1:42:33.2	(53)	++	66.6	F	1:54:41.2	(58)	++	67.2		
	11:19.1					8:34.5					12:08.0					



Legend:			
---	Stroke Rate Average	+	Gap or time behind
++	One minute or more behind in split time	F	Finish
SPM	Average strokes per minute	STC	Total strokes

Official Timekeeping by OMEGA

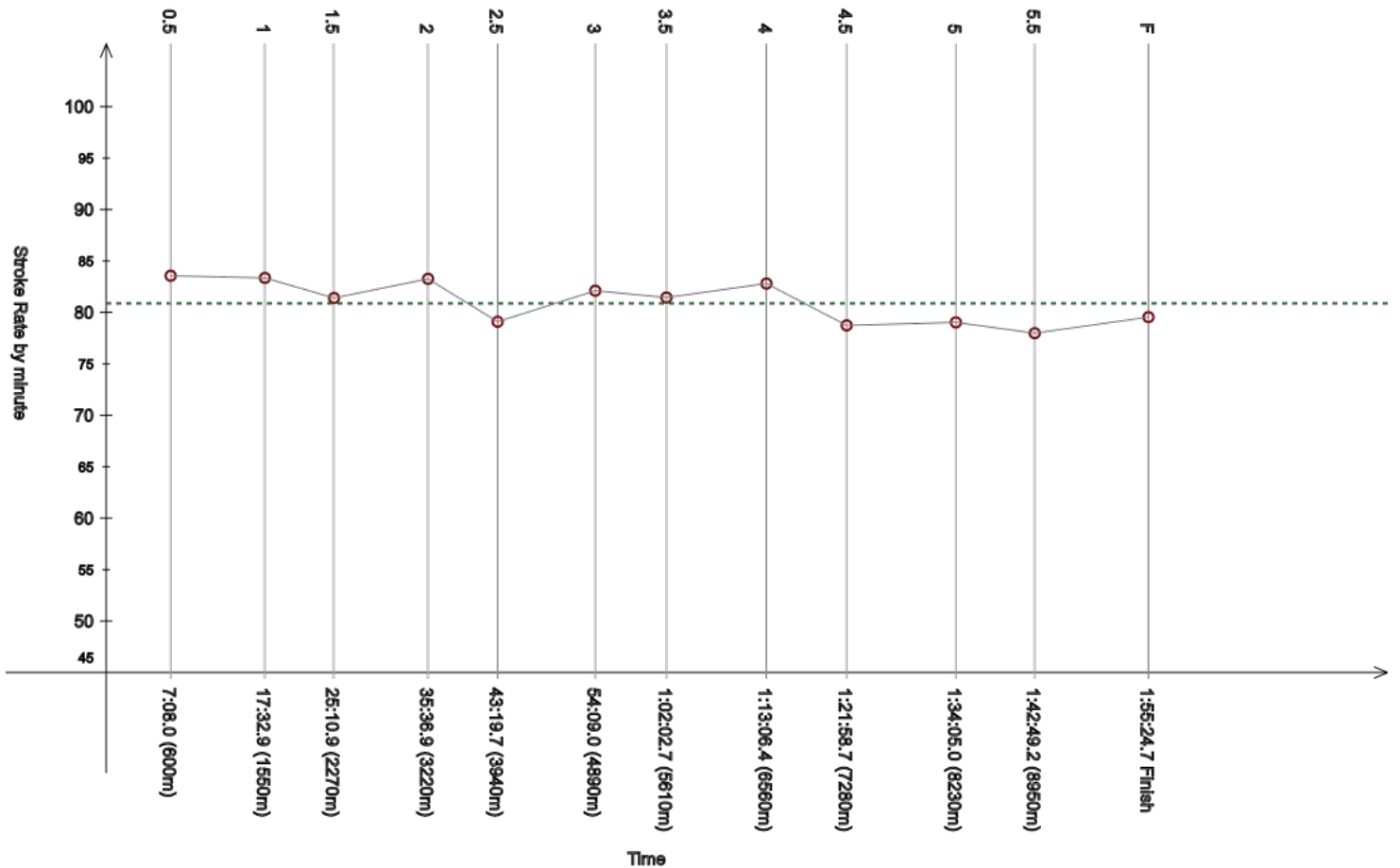
Event 102
4 FEB 2024 - 10:30

Men's 10km

Race Analysis

Rank	Bib	Name	NAT Code	Finish Time	Gap
59	12	CHERPANOV Lev	KAZ	1:55:24.7	+7:03.5

Lap	Time	Rank	Gap	SPM	Lap	Time	Rank	Gap	SPM	Lap	Time	Rank	Gap	SPM	SPM	STC
0.5	7:08.0	(=48)	+19.6	83.6	1	17:32.9	(=17)	+8.5	83.4	1.5	25:10.9	(23)	+13.3	81.4		
						10:24.9					7:38.0					
2	35:36.9	(23)	+12.6	83.3	2.5	43:19.7	(=24)	+11.8	79.1	3	54:09.0	(44)	+25.9	82.1		
	10:26.0					7:42.8					10:49.3				80.9	9449
3.5	1:02:02.7	(41)	+32.1	81.4	4	1:13:06.4	(45)	++	82.8	4.5	1:21:58.7	(44)	++	78.7		
	7:53.7					11:03.7					8:52.3					
5	1:34:05.0	(=59)	++	79.0	5.5	1:42:49.2	(59)	++	78.0	F	1:55:24.7	(59)	++	79.5		
	12:06.3					8:44.2					12:35.5					



Legend:			
---	Stroke Rate Average	+	Gap or time behind
++	One minute or more behind in split time	F	Finish
SPM	Average strokes per minute	STC	Total strokes

Official Timekeeping by OMEGA

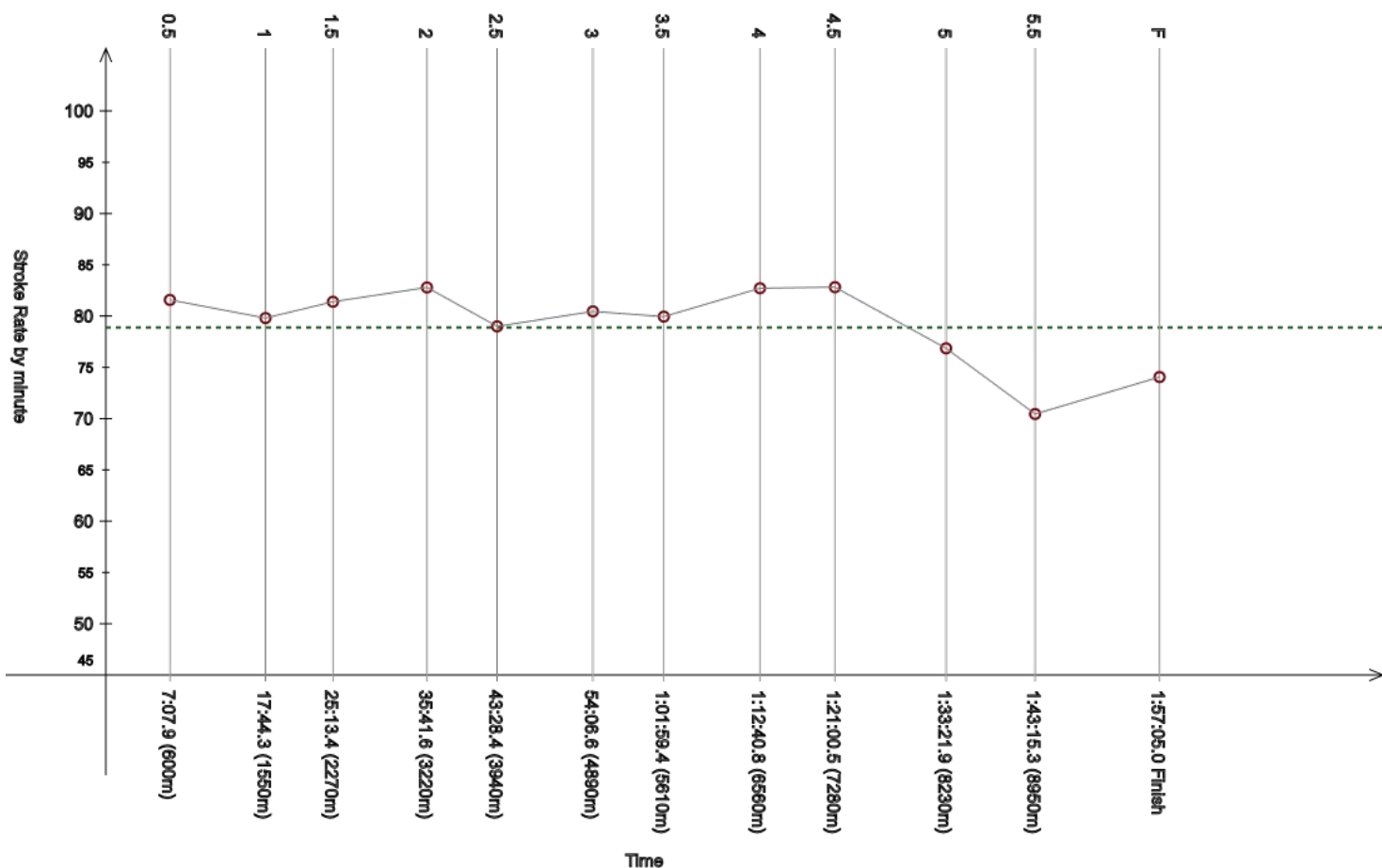
Event 102
4 FEB 2024 - 10:30

Men's 10km

Race Analysis

Rank	Bib	Name	NAT Code	Finish Time	Gap
60	35	DELGADILLO Daniel	MEX	1:57:05.0	+8:43.8

Lap	Time	Rank	Gap	SPM	Lap	Time	Rank	Gap	SPM	Lap	Time	Rank	Gap	SPM	SPM	STC
0.5	7:07.9	(47)	+19.5	81.6	1	17:44.3	(46)	+19.9	79.8	1.5	25:13.4	(29)	+15.8	81.4		
						10:36.4					7:29.1					
2	35:41.6	(35)	+17.3	82.8	2.5	43:28.4	(=39)	+20.5	79.0	3	54:06.6	(43)	+23.5	80.5		
						7:46.8					10:38.2				78.9	9266
3.5	1:01:59.4	(39)	+28.8	80.0	4	1:12:40.8	(40)	+39.3	82.7	4.5	1:21:00.5	(41)	++	82.8		
						10:41.4					8:19.7					
5	1:33:21.9	(44)	++	76.9	5.5	1:43:15.3	(60)	++	70.5	F	1:57:05.0	(60)	++	74.1		
						9:53.4					13:49.7					



Legend:			
---	Stroke Rate Average	+	Gap or time behind
++	One minute or more behind in split time	F	Finish
SPM	Average strokes per minute	STC	Total strokes

Official Timekeeping by OMEGA

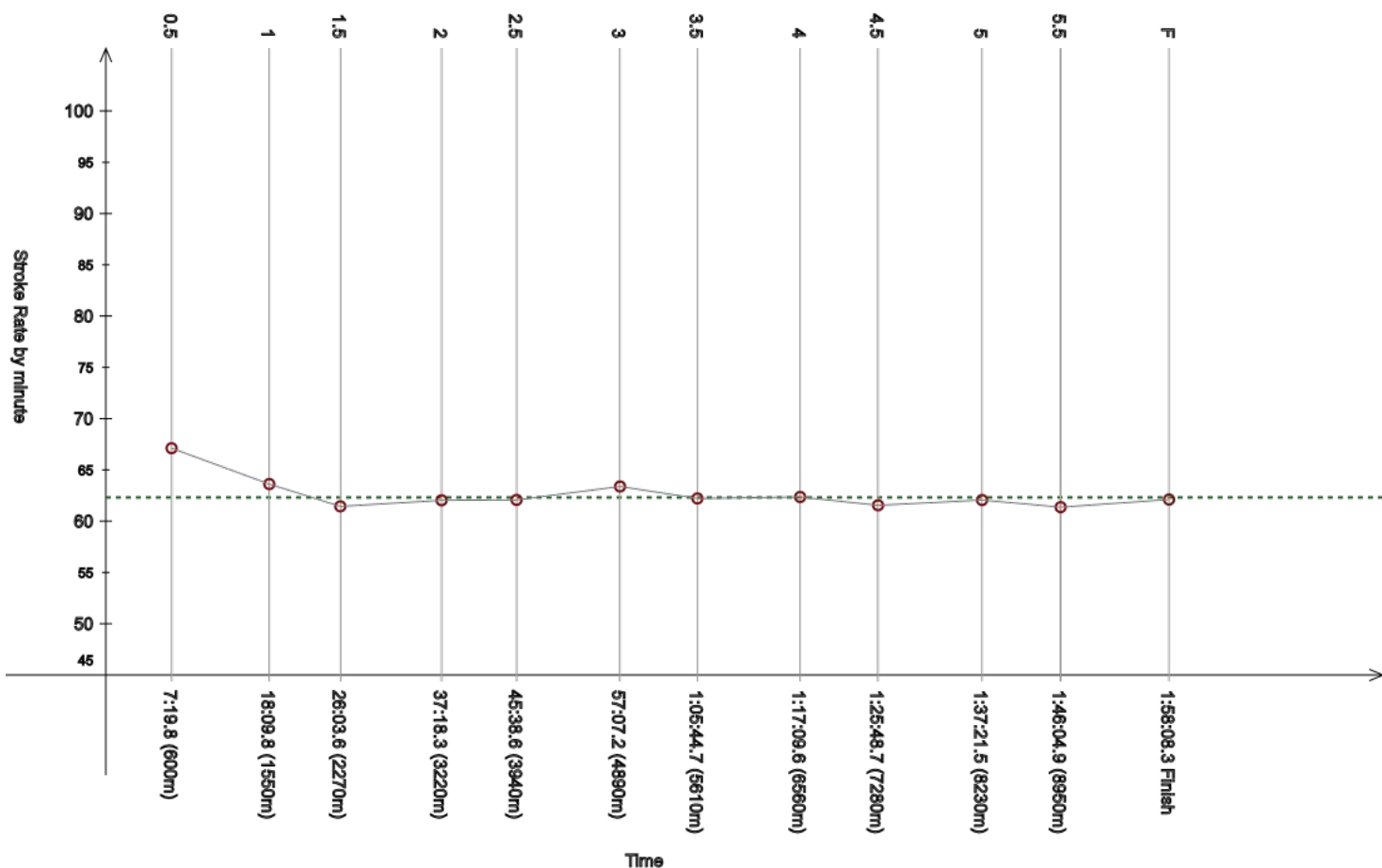
Event 102
4 FEB 2024 - 10:30

Men's 10km

Race Analysis

Rank	Bib	Name	NAT Code	Finish Time	Gap
61	26	MOGIC Marin	CRO	1:58:08.3	+9:47.1

Lap	Time	Rank	Gap	SPM	Lap	Time	Rank	Gap	SPM	Lap	Time	Rank	Gap	SPM	SPM	STC
0.5	7:19.8	(=66)	+31.4	67.1	1	18:09.8	(70)	+45.4	63.6	1.5	26:03.6	(66)	++	61.4		
						10:50.0					7:53.8					
2	37:18.3	(67)	++	62.0	2.5	45:38.6	(66)	++	62.1	3	57:07.2	(65)	++	63.4		
						8:20.3					11:28.6				62.3	7381
3.5	1:05:44.7	(62)	++	62.2	4	1:17:09.6	(64)	++	62.4	4.5	1:25:48.7	(62)	++	61.6		
						11:24.9					8:39.1					
5	1:37:21.5	(63)	++	62.1	5.5	1:46:04.9	(61)	++	61.4	F	1:58:08.3	(61)	++	62.1		
						8:43.4					12:03.4					



Legend:			
---	Stroke Rate Average	+	Gap or time behind
++	One minute or more behind in split time	F	Finish
SPM	Average strokes per minute	STC	Total strokes

Official Timekeeping by OMEGA

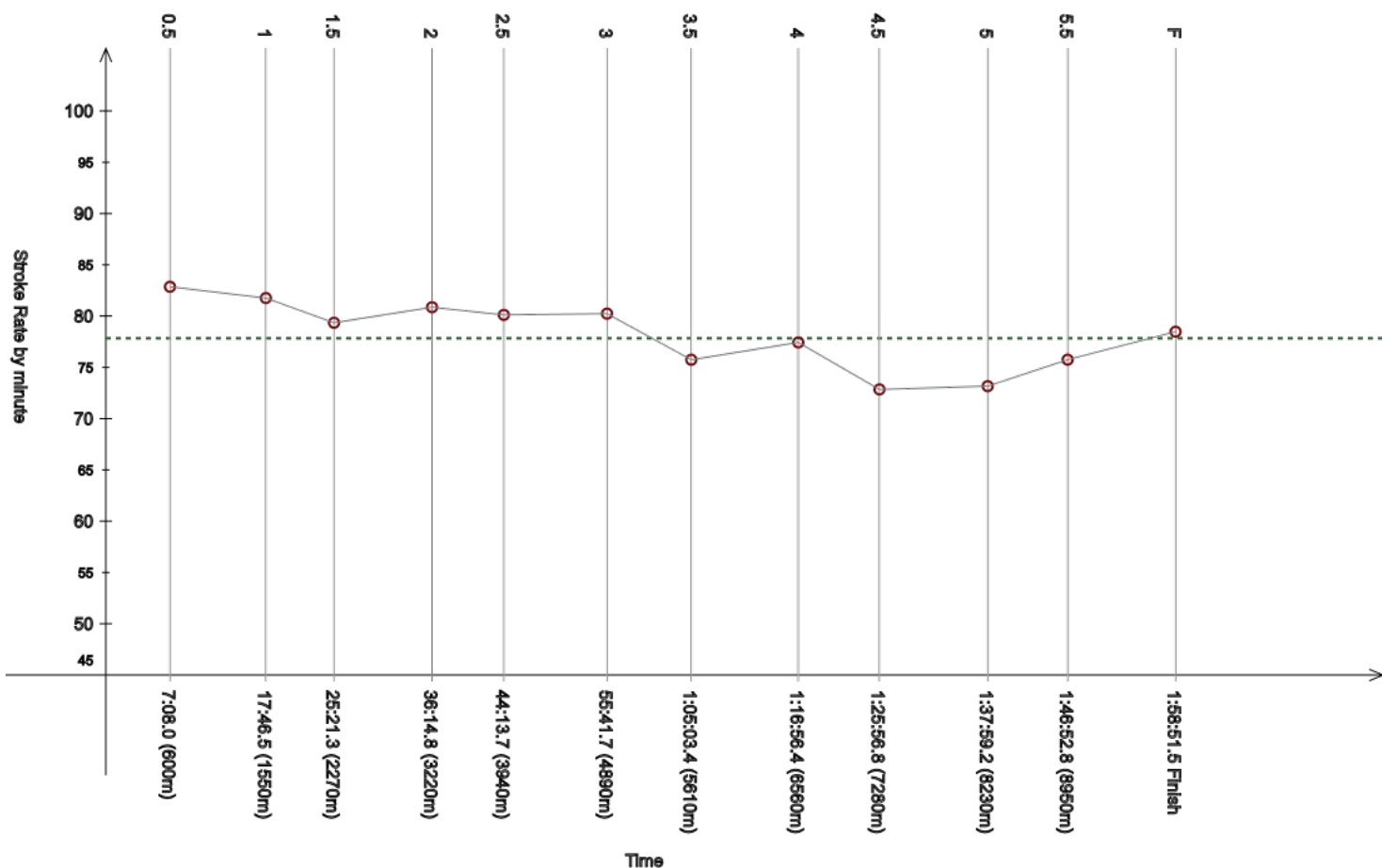
Event 102
4 FEB 2024 - 10:30

Men's 10km

Race Analysis

Rank	Bib	Name	NAT Code	Finish Time	Gap
62	20	DULIEU Diego	HON	1:58:51.5	+10:30.3

Lap	Time	Rank	Gap	SPM	Lap	Time	Rank	Gap	SPM	Lap	Time	Rank	Gap	SPM	SPM	STC
0.5	7:08.0	(=48)	+19.6	82.9	1	17:46.5	(=52)	+22.1	81.8	1.5	25:21.3	(52)	+23.7	79.3		
						10:38.5					7:34.8					
2	36:14.8	(=63)	+50.5	80.9	2.5	44:13.7	(63)	++	80.1	3	55:41.7	(63)	++	80.2		
	10:53.5					7:58.9					11:28.0				77.8	9297
3.5	1:05:03.4	(61)	++	75.7	4	1:16:56.4	(63)	++	77.4	4.5	1:25:56.8	(63)	++	72.9		
	9:21.7					11:53.0					9:00.4					
5	1:37:59.2	(65)	++	73.2	5.5	1:46:52.8	(63)	++	75.8	F	1:58:51.5	(62)	++	78.5		
	12:02.4					8:53.6					11:58.7					



Legend:			
---	Stroke Rate Average	+	Gap or time behind
++	One minute or more behind in split time	F	Finish
SPM	Average strokes per minute	STC	Total strokes

Official Timekeeping by OMEGA

Event 102

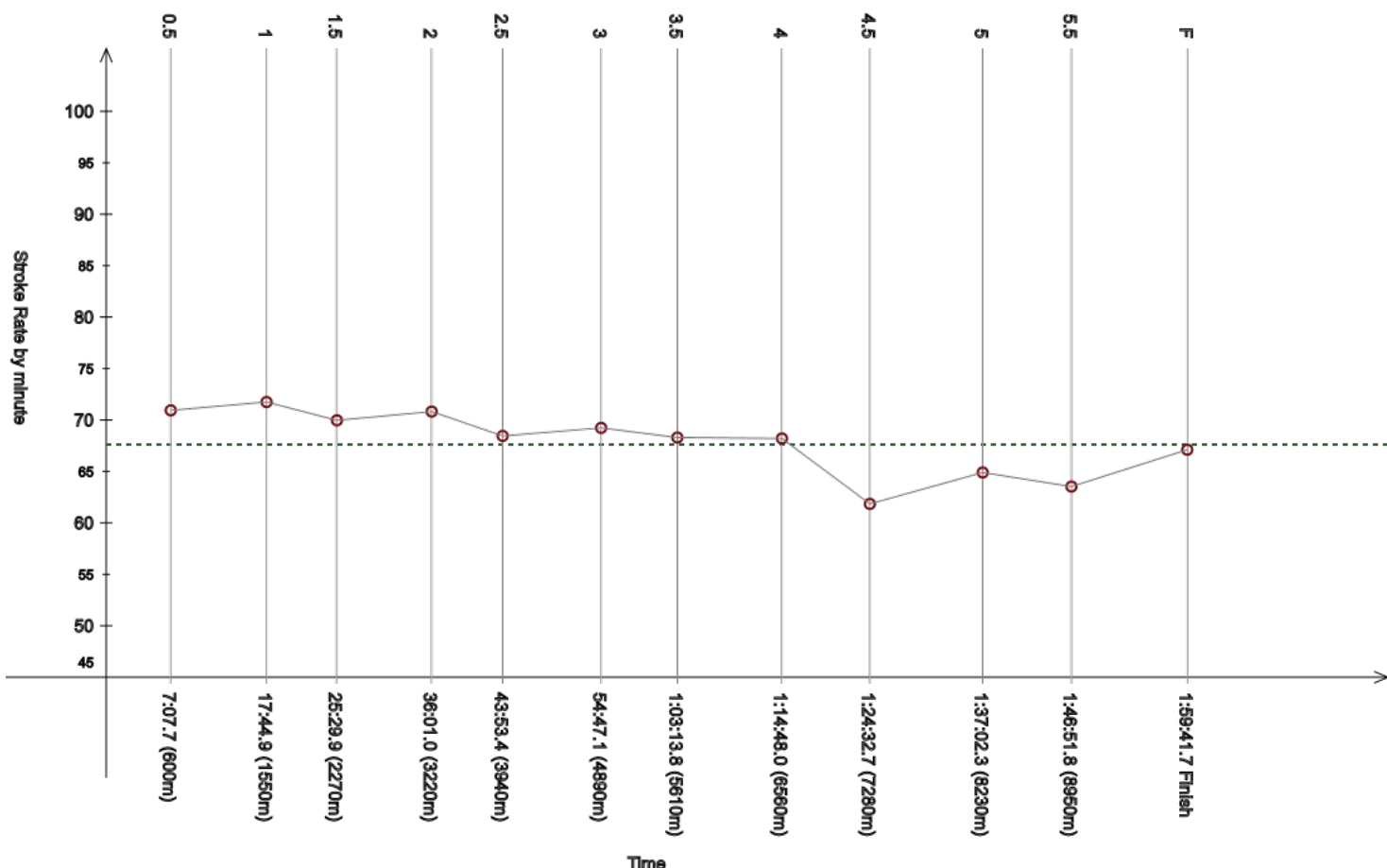
4 FEB 2024 - 10:30

Men's 10km

Race Analysis

Rank	Bib	Name	NAT Code	Finish Time	Gap
63	71	LIU Peixin	CHN	1:59:41.7	+11:20.5

Lap	Time	Rank	Gap	SPM	Lap	Time	Rank	Gap	SPM	Lap	Time	Rank	Gap	SPM	SPM	STC
0.5	7:07.7	(46)	+19.3	70.9	1	17:44.9	(48)	+20.5	71.8	1.5	25:29.9	(61)	+32.3	70.0		
						10:37.2					7:45.0					
2	36:01.0	(55)	+36.7	70.8	2.5	43:53.4	(57)	+45.5	68.5	3	54:47.1	(54)	++	69.2		
						7:52.4					10:53.7				67.6	8128
3.5	1:03:13.8	(58)	++	68.3	4	1:14:48.0	(61)	++	68.2	4.5	1:24:32.7	(60)	++	61.8		
						11:34.2					9:44.7					
5	1:37:02.3	(62)	++	64.9	5.5	1:46:51.8	(62)	++	63.5	F	1:59:41.7	(63)	++	67.1		
						9:49.5					12:49.9					



Legend:			
---	Stroke Rate Average	+	Gap or time behind
++	One minute or more behind in split time	F	Finish
SPM	Average strokes per minute	STC	Total strokes

Official Timekeeping by OMEGA

Event 102

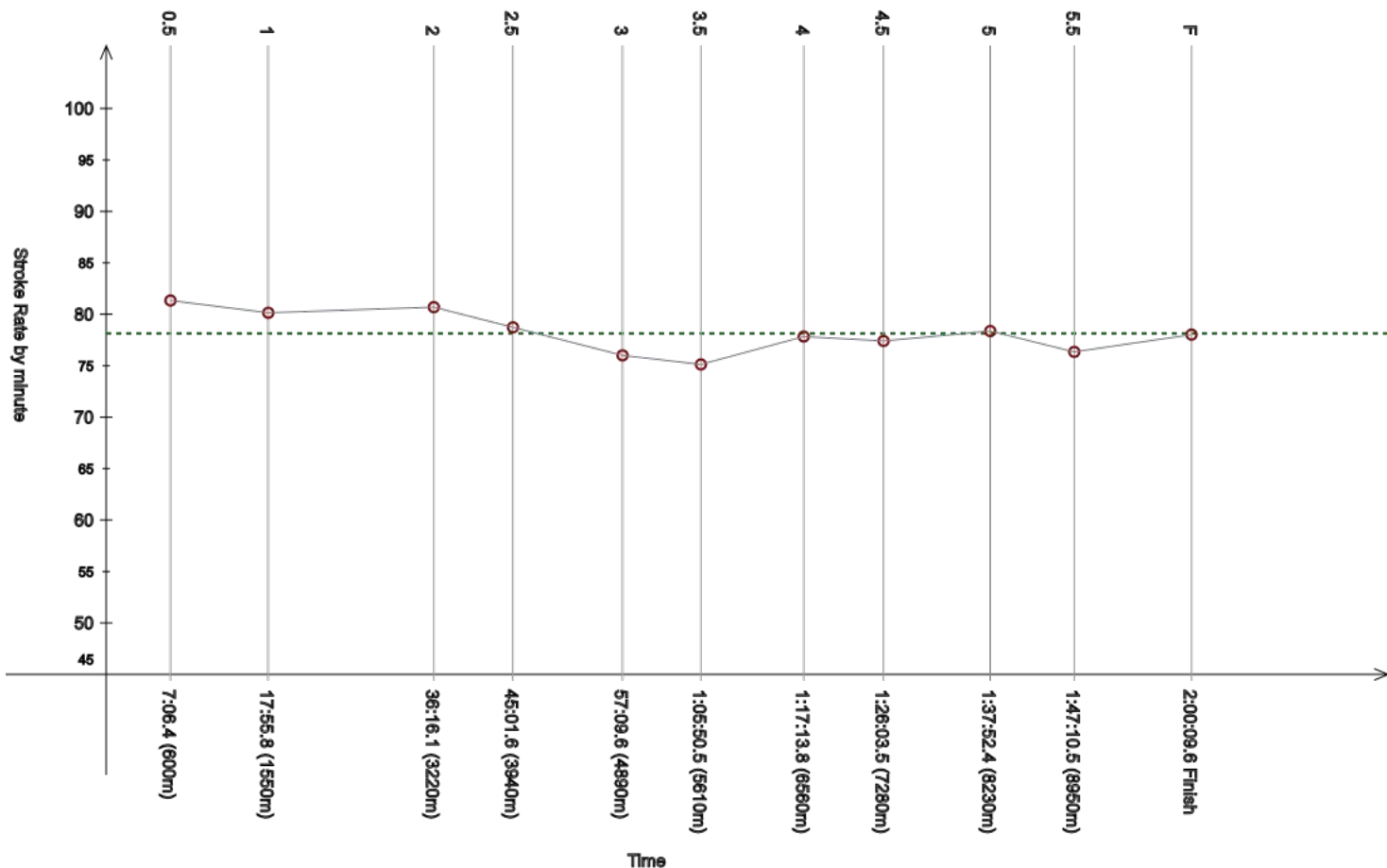
4 FEB 2024 - 10:30

Men's 10km

Race Analysis

Rank	Bib	Name	NAT Code	Finish Time	Gap
64	14	ROJAS Jeison	CRC	2:00:09.6	+11:48.4

Lap	Time	Rank	Gap	SPM	Lap	Time	Rank	Gap	SPM	Lap	Time	Rank	Gap	SPM	SPM	STC
0.5	7:06.4	(40)	+18.0	81.3	1	17:55.8	(64)	+31.4	80.1	1.5	-	-	-	-		
						10:49.4					-					
2	36:16.1	(65)	+51.8	80.7	2.5	45:01.6	(65)	++	78.7	3	57:09.6	(66)	++	76.0		
						8:45.5					12:08.0				78.1	9443
3.5	1:05:50.5	(63)	++	75.1	4	1:17:13.8	(65)	++	77.8	4.5	1:26:03.5	(64)	++	77.4		
						11:23.3					8:49.7					
5	1:37:52.4	(64)	++	78.4	5.5	1:47:10.5	(65)	++	76.3	F	2:00:09.6	(64)	++	78.0		
						9:18.1					12:59.1					



Legend:			
-	Information not available	----	Stroke Rate Average
+	Gap or time behind	++	One minute or more behind in split time
F	Finish	SPM	Average strokes per minute
STC	Total strokes		

Official Timekeeping by OMEGA

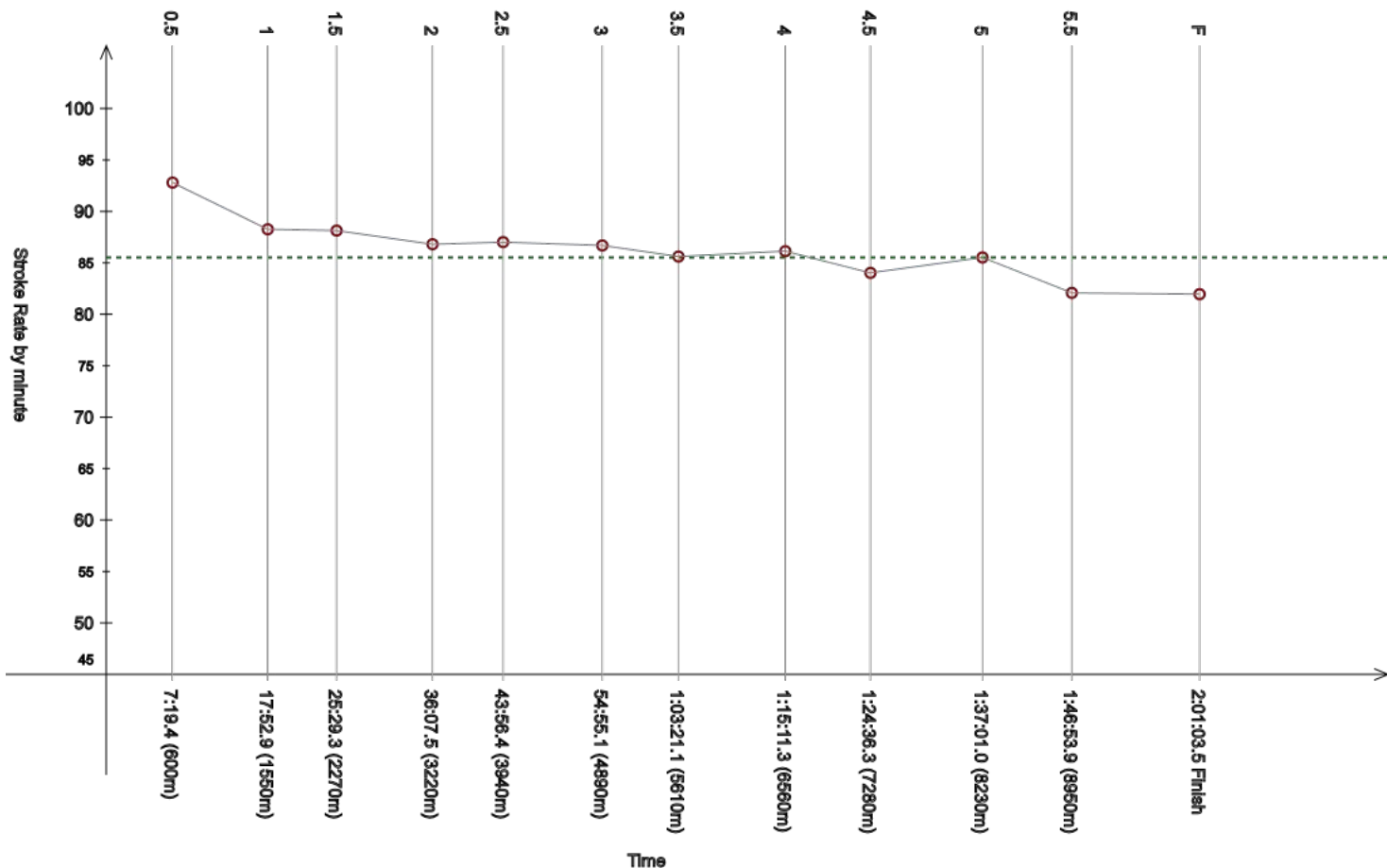
Event 102
4 FEB 2024 - 10:30

Men's 10km

Race Analysis

Rank	Bib	Name	NAT Code	Finish Time	Gap
65	49	PACCOT Maximiliano	URU	2:01:03.5	+12:42.3

Lap	Time	Rank	Gap	SPM	Lap	Time	Rank	Gap	SPM	Lap	Time	Rank	Gap	SPM	SPM	STC
0.5	7:19.4	(64)	+31.0	92.8	1	17:52.9	(62)	+28.5	88.3	1.5	25:29.3	(59)	+31.7	88.1		
						10:33.5					7:36.4					
2	36:07.5	(60)	+43.2	86.8	2.5	43:56.4	(59)	+48.5	87.0	3	54:55.1	(61)	++	86.7		
						7:48.9					10:58.7				85.5	10405
3.5	1:03:21.1	(59)	++	85.6	4	1:15:11.3	(62)	++	86.1	4.5	1:24:36.3	(61)	++	84.0		
						8:26.0					9:25.0					
5	1:37:01.0	(61)	++	85.5	5.5	1:46:53.9	(64)	++	82.1	F	2:01:03.5	(65)	++	82.0		
						12:24.7					14:09.6					



Legend:			
---	Stroke Rate Average	+	Gap or time behind
++	One minute or more behind in split time	F	Finish
SPM	Average strokes per minute	STC	Total strokes

Official Timekeeping by OMEGA

Event 102

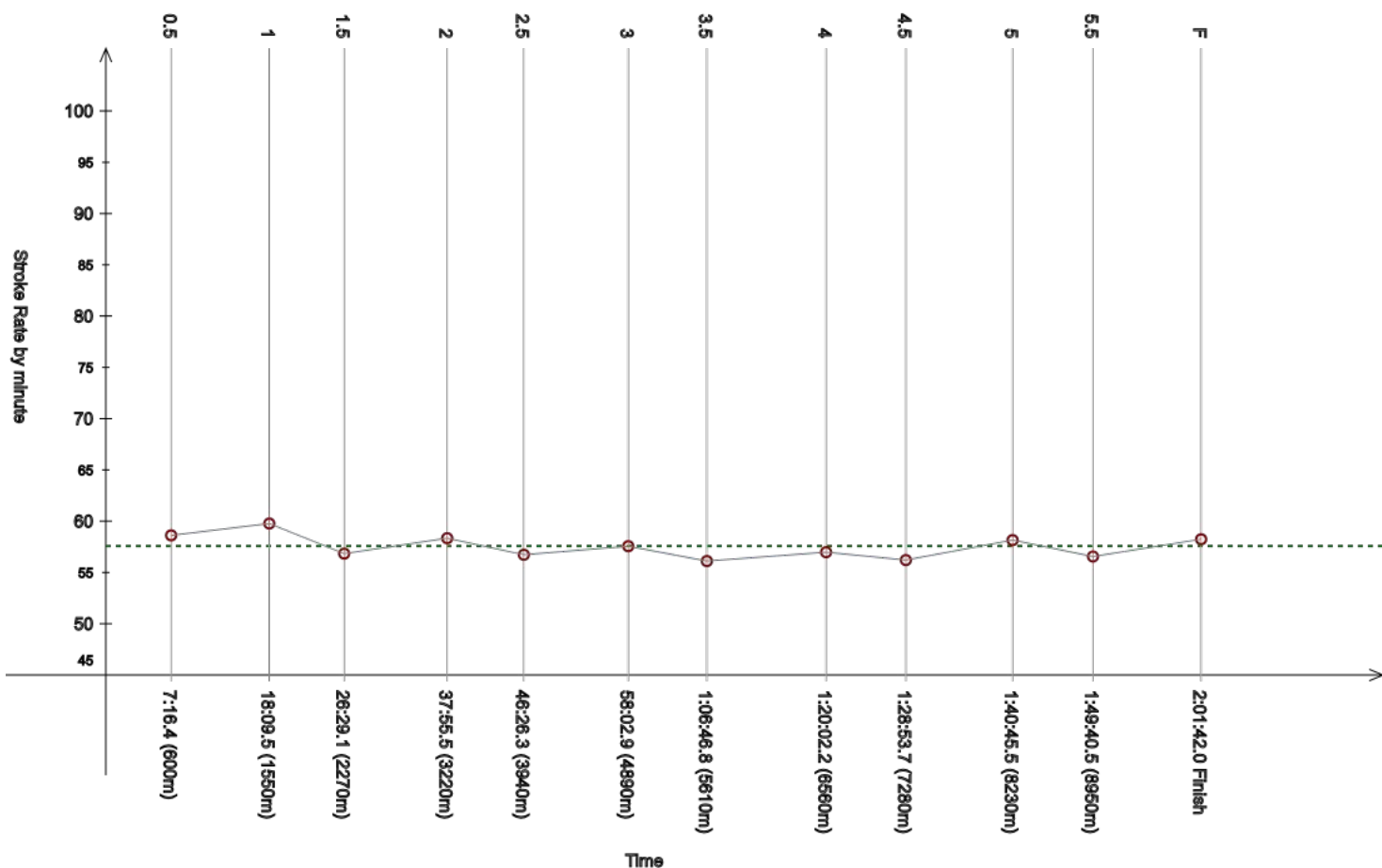
4 FEB 2024 - 10:30

Men's 10km

Race Analysis

Rank	Bib	Name	NAT Code	Finish Time	Gap
66	51	SINGH Anurag	IND	2:01:42.0	+13:20.8

Lap	Time	Rank	Gap	SPM	Lap	Time	Rank	Gap	SPM	Lap	Time	Rank	Gap	SPM	SPM	STC
0.5	7:16.4	(61)	+28.0	58.6	1	18:09.5	(69)	+45.1	59.8	1.5	26:29.1	(70)	++	56.8		
						10:53.1					8:19.6					
2	37:55.5	(68)	++	58.3	2.5	46:26.3	(68)	++	56.7	3	58:02.9	(67)	++	57.6		
						8:30.8					11:36.6				57.6	7083
3.5	1:06:46.8	(64)	++	56.1	4	1:20:02.2	(68)	++	57.0	4.5	1:28:53.7	(67)	++	56.2		
						13:15.4					8:51.5					
5	1:40:45.5	(68)	++	58.2	5.5	1:49:40.5	(68)	++	56.6	F	2:01:42.0	(66)	++	58.2		
						8:55.0					12:01.5					



Legend:			
---	Stroke Rate Average	+	Gap or time behind
++	One minute or more behind in split time	F	Finish
SPM	Average strokes per minute	STC	Total strokes

Official Timekeeping by OMEGA

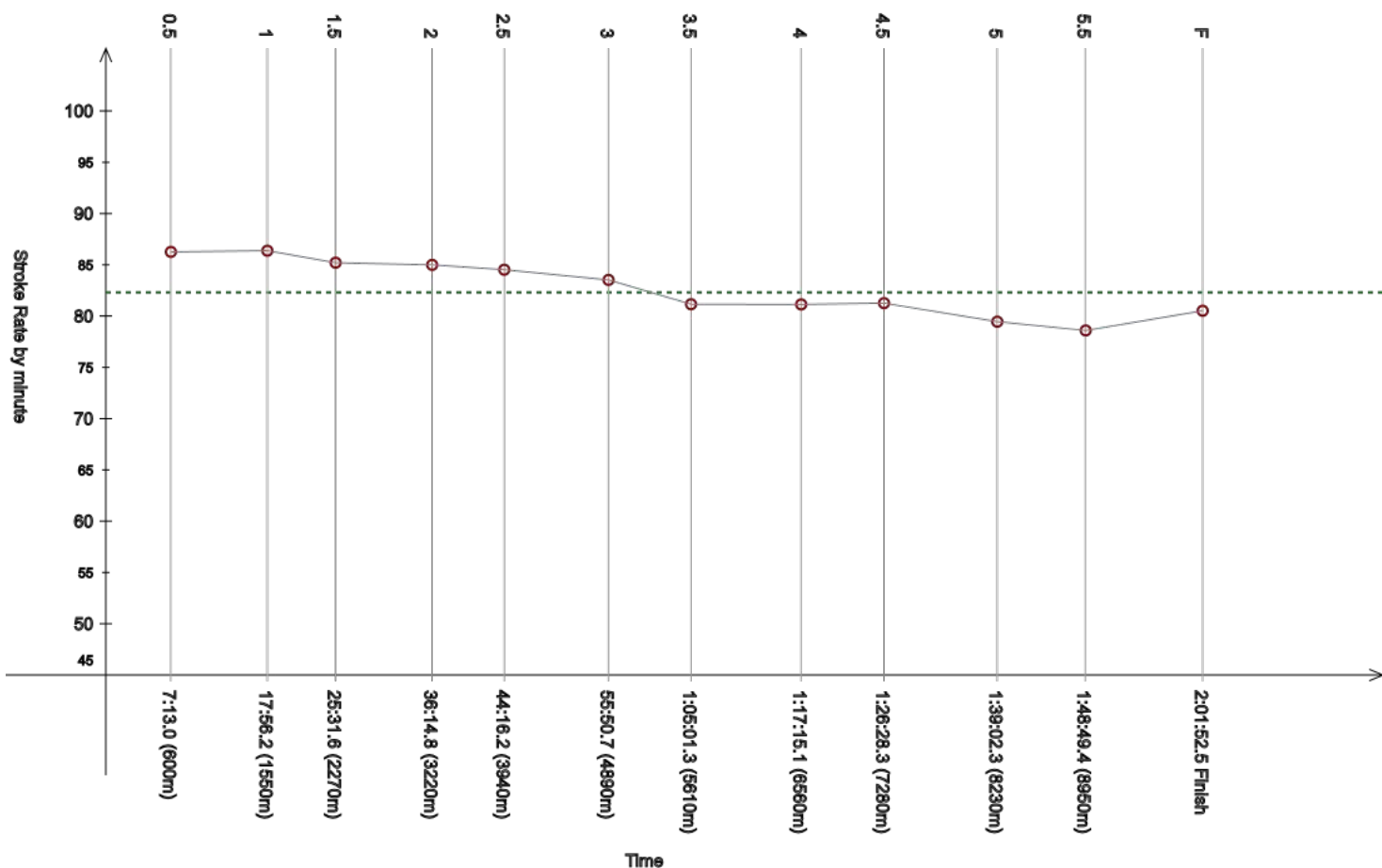
Event 102
4 FEB 2024 - 10:30

Men's 10km

Race Analysis

Rank	Bib	Name	NAT Code	Finish Time	Gap
67	27	BRUNO Jamarr Andre	PUR	2:01:52.5	+13:31.3

Lap	Time	Rank	Gap	SPM	Lap	Time	Rank	Gap	SPM	Lap	Time	Rank	Gap	SPM	SPM	STC
0.5	7:13.0	(=58)	+24.6	86.3	1	17:56.2	(65)	+31.8	86.4	1.5	25:31.6	(62)	+34.0	85.2		
						10:43.2					7:35.4					
2	36:14.8	(=63)	+50.5	85.0	2.5	44:16.2	(64)	++	84.5	3	55:50.7	(64)	++	83.5		
						8:01.4					11:34.5				82.3	10087
3.5	1:05:01.3	(60)	++	81.2	4	1:17:15.1	(66)	++	81.1	4.5	1:26:28.3	(65)	++	81.3		
						12:13.8					9:13.2					
5	1:39:02.3	(66)	++	79.5	5.5	1:48:49.4	(66)	++	78.6	F	2:01:52.5	(67)	++	80.5		
						9:47.1					13:03.1					



Legend:			
---	Stroke Rate Average	+	Gap or time behind
++	One minute or more behind in split time	F	Finish
SPM	Average strokes per minute	STC	Total strokes

Official Timekeeping by OMEGA

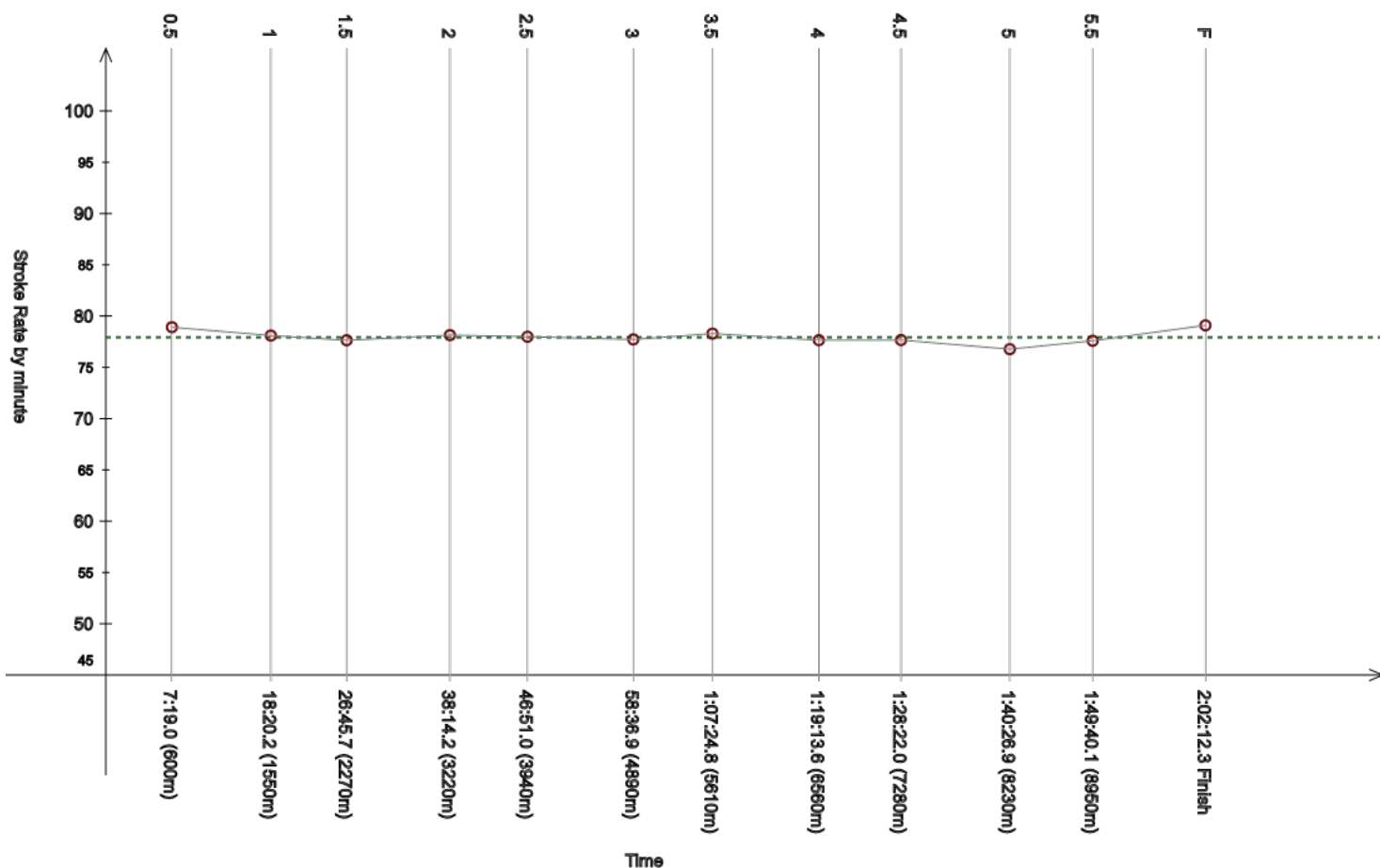
Event 102
4 FEB 2024 - 10:30

Men's 10km

Race Analysis

Rank	Bib	Name	NAT Code	Finish Time	Gap
68	5	SIN Chin Ting Keith	HKG	2:02:12.3	+13:51.1

Lap	Time	Rank	Gap	SPM	Lap	Time	Rank	Gap	SPM	Lap	Time	Rank	Gap	SPM	SPM	STC
0.5	7:19.0	(63)	+30.6	78.9	1	18:20.2	(72)	+55.8	78.1	1.5	26:45.7	(71)	++	77.6		
						11:01.2					8:25.5					
2	38:14.2	(70)	++	78.1	2.5	46:51.0	(70)	++	78.0	3	58:36.9	(69)	++	77.7		
						8:36.8					11:45.9				77.9	9556
3.5	1:07:24.8	(65)	++	78.3	4	1:19:13.6	(67)	++	77.7	4.5	1:28:22.0	(66)	++	77.7		
						11:48.8					9:08.4					
5	1:40:26.9	(67)	++	76.8	5.5	1:49:40.1	(67)	++	77.6	F	2:02:12.3	(68)	++	79.1		
						9:13.2					12:32.2					



Legend:			
---	Stroke Rate Average	+	Gap or time behind
++	One minute or more behind in split time	F	Finish
SPM	Average strokes per minute	STC	Total strokes

Official Timekeeping by OMEGA

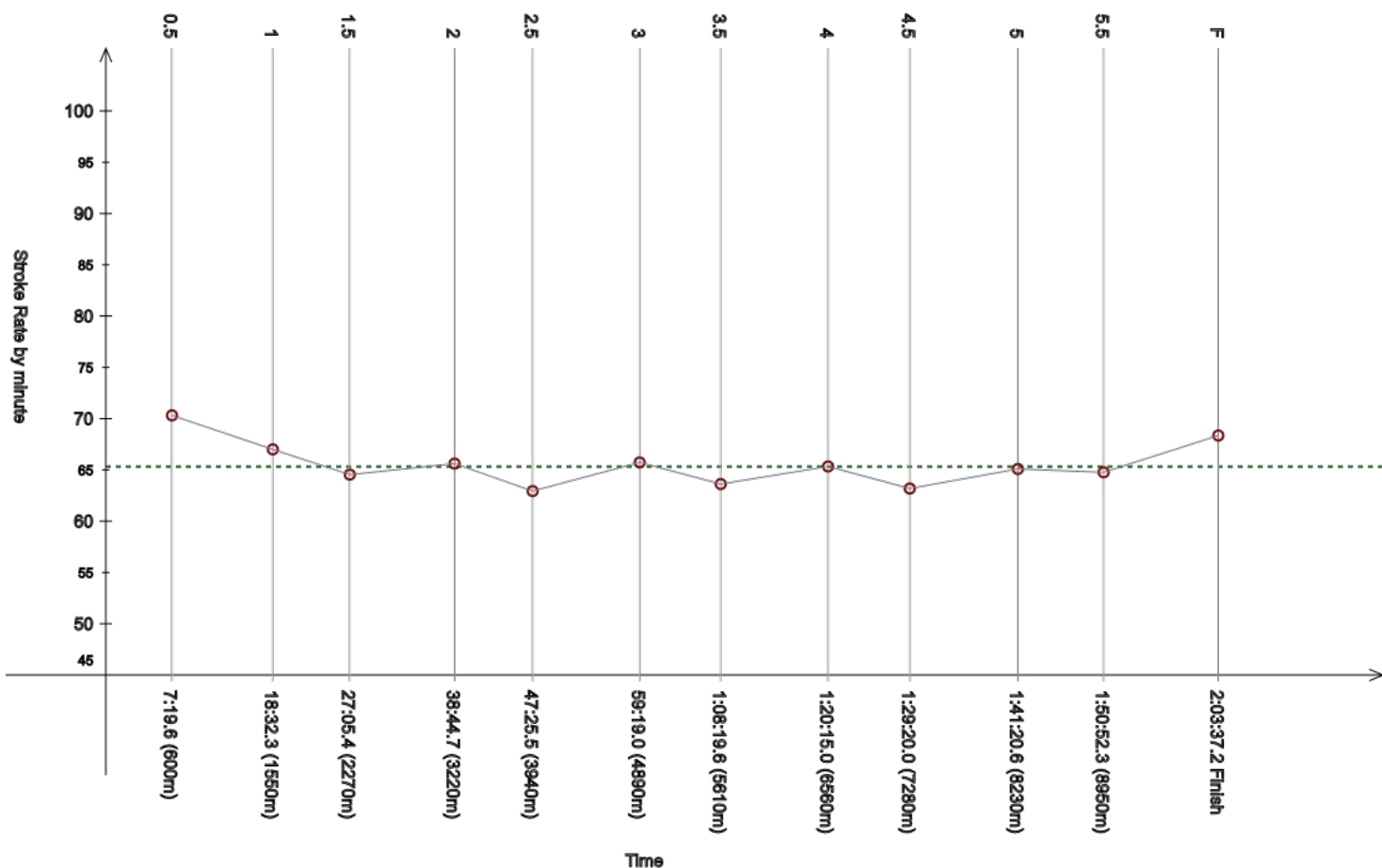
Event 102
4 FEB 2024 - 10:30

Men's 10km

Race Analysis

Rank	Bib	Name	NAT Code	Finish Time	Gap
69	2	ANDROSSOV Daniil	KAZ	2:03:37.2	+15:16.0

Lap	Time	Rank	Gap	SPM	Lap	Time	Rank	Gap	SPM	Lap	Time	Rank	Gap	SPM	SPM	STC
0.5	7:19.6	(65)	+31.2	70.3	1	18:32.3	(74)	++	67.0	1.5	27:05.4	(73)	++	64.5		
						11:12.7					8:33.1					
2	38:44.7	(73)	++	65.6	2.5	47:25.5	(72)	++	62.9	3	59:19.0	(72)	++	65.7		
						8:40.8					11:53.5				65.3	8123
3.5	1:08:19.6	(69)	++	63.6	4	1:20:15.0	(70)	++	65.3	4.5	1:29:20.0	(68)	++	63.2		
						11:55.4					9:05.0					
5	1:41:20.6	(69)	++	65.1	5.5	1:50:52.3	(69)	++	64.8	F	2:03:37.2	(69)	++	68.4		
						9:31.7					12:44.9					



Legend:	---	Stroke Rate Average	+	Gap or time behind
	++	One minute or more behind in split time	F	Finish
	SPM	Average strokes per minute	STC	Total strokes

Official Timekeeping by OMEGA

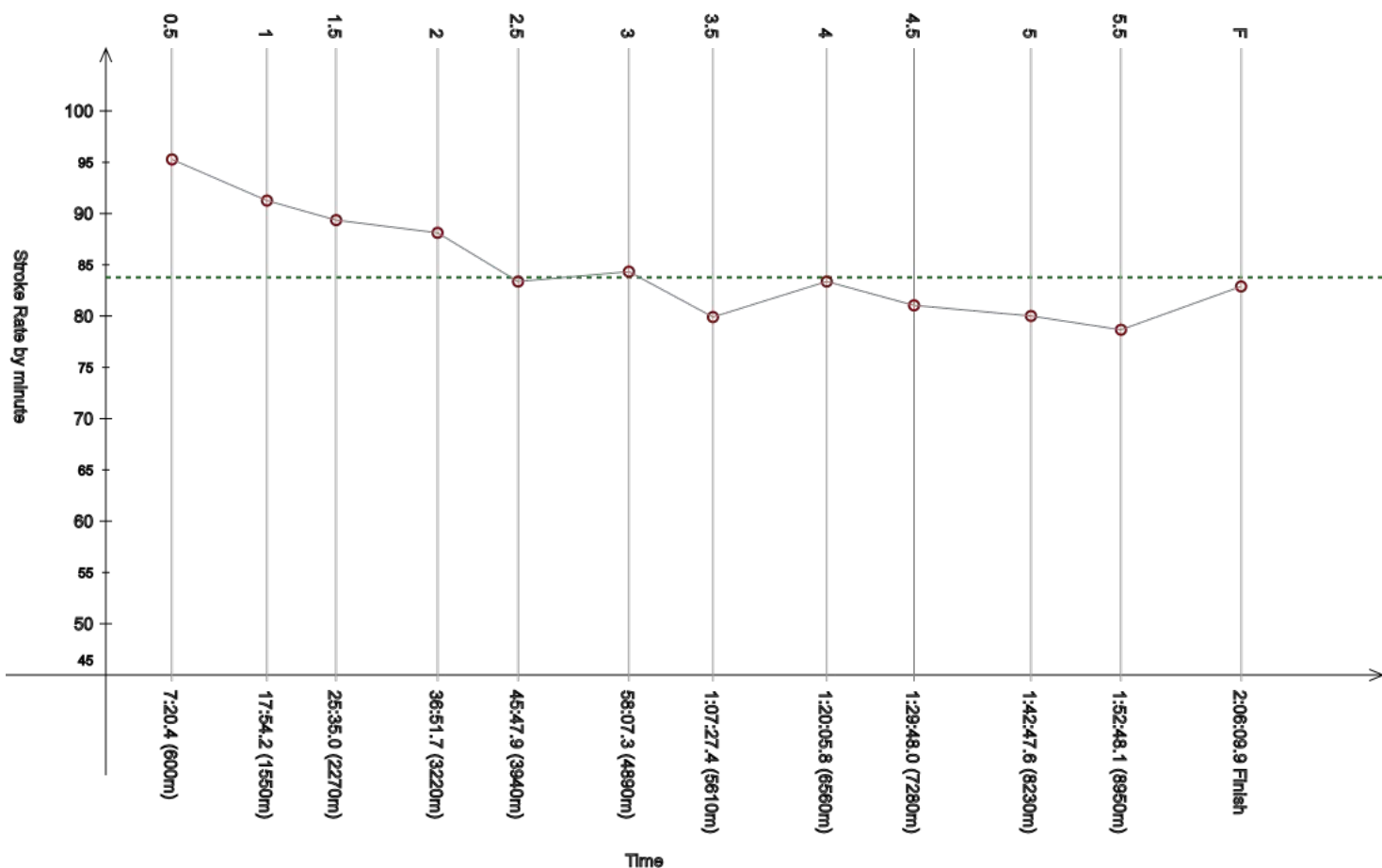
Event 102
4 FEB 2024 - 10:30

Men's 10km

Race Analysis

Rank	Bib	Name	NAT Code	Finish Time	Gap
70	10	VERA Diego	VEN	2:06:09.9	+17:48.7

Lap	Time	Rank	Gap	SPM	Lap	Time	Rank	Gap	SPM	Lap	Time	Rank	Gap	SPM	SPM	STC
0.5	7:20.4	(69)	+32.0	95.3	1	17:54.2	(63)	+29.8	91.3	1.5	25:35.0	(64)	+37.4	89.4		
						10:33.8					7:40.8					
2	36:51.7	(66)	++	88.1	2.5	45:47.9	(67)	++	83.4	3	58:07.3	(68)	++	84.3		
	11:16.7					8:56.2					12:19.4				83.8	10636
3.5	1:07:27.4	(66)	++	79.9	4	1:20:05.8	(69)	++	83.4	4.5	1:29:48.0	(69)	++	81.0		
	9:20.1					12:38.4					9:42.2					
5	1:42:47.6	(70)	++	80.0	5.5	1:52:48.1	(70)	++	78.7	F	2:06:09.9	(70)	++	82.9		
	12:59.6					10:00.5					13:21.8					



Legend:			
---	Stroke Rate Average	+	Gap or time behind
++	One minute or more behind in split time	F	Finish
SPM	Average strokes per minute	STC	Total strokes

Official Timekeeping by OMEGA

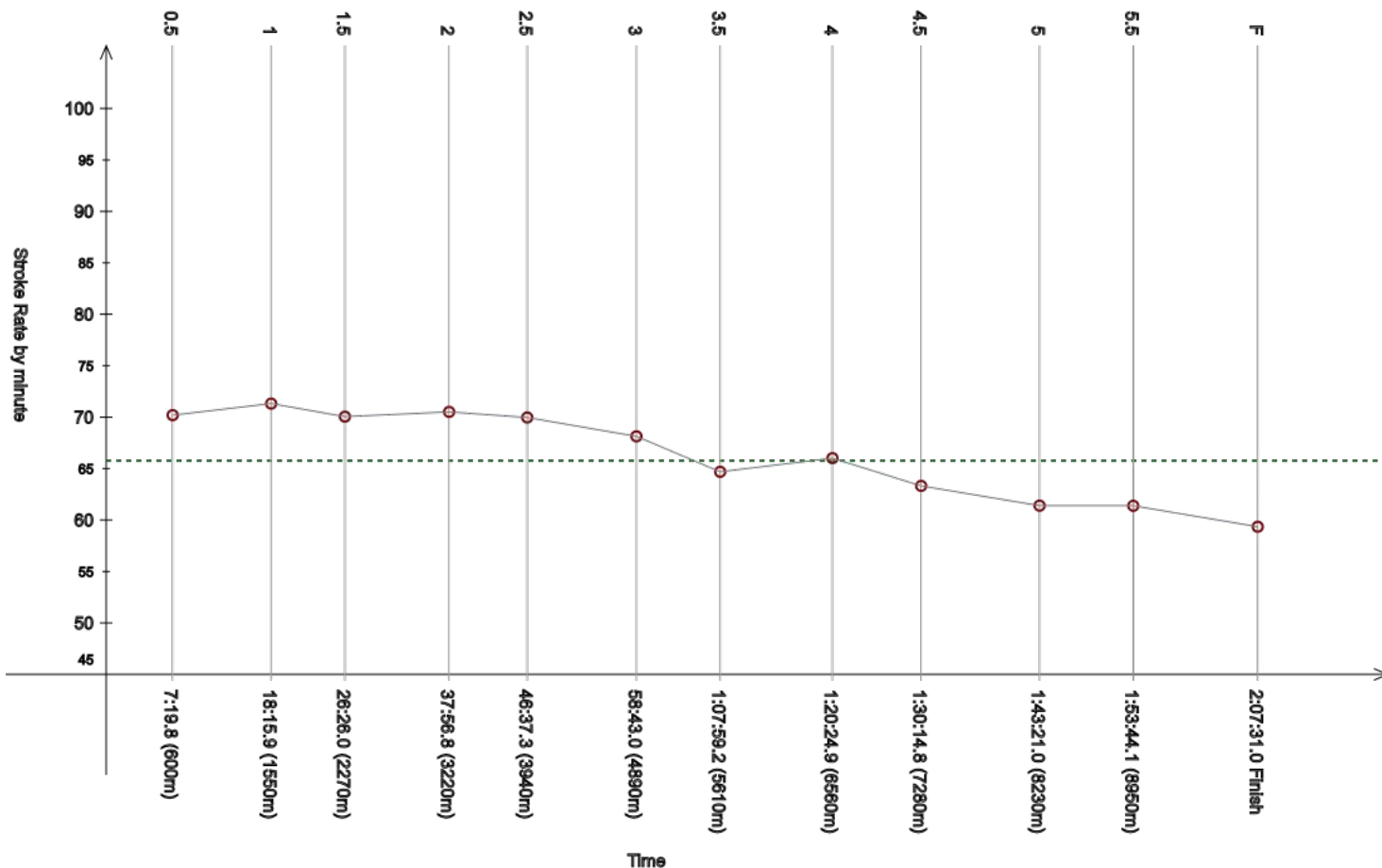
Event 102
4 FEB 2024 - 10:30

Men's 10km

Race Analysis

Rank	Bib	Name	NAT Code	Finish Time	Gap
71	64	EL FALLAKI Ilias	MAR	2:07:31.0	+19:09.8

Lap	Time	Rank	Gap	SPM	Lap	Time	Rank	Gap	SPM	Lap	Time	Rank	Gap	SPM	SPM	STC
0.5	7:19.8	(=66)	+31.4	70.2	1	18:15.9	(71)	+51.5	71.3	1.5	26:26.0	(69)	++	70.1		
						10:56.1					8:10.1					
2	37:56.8	(69)	++	70.5	2.5	46:37.3	(69)	++	70.0	3	58:43.0	(71)	++	68.1		
						8:40.5					12:05.7				65.8	8446
3.5	1:07:59.2	(67)	++	64.7	4	1:20:24.9	(71)	++	66.0	4.5	1:30:14.8	(70)	++	63.3		
						12:25.7					9:49.9					
5	1:43:21.0	(72)	++	61.4	5.5	1:53:44.1	(71)	++	61.4	F	2:07:31.0	(71)	++	59.4		
						10:23.1					13:46.9					



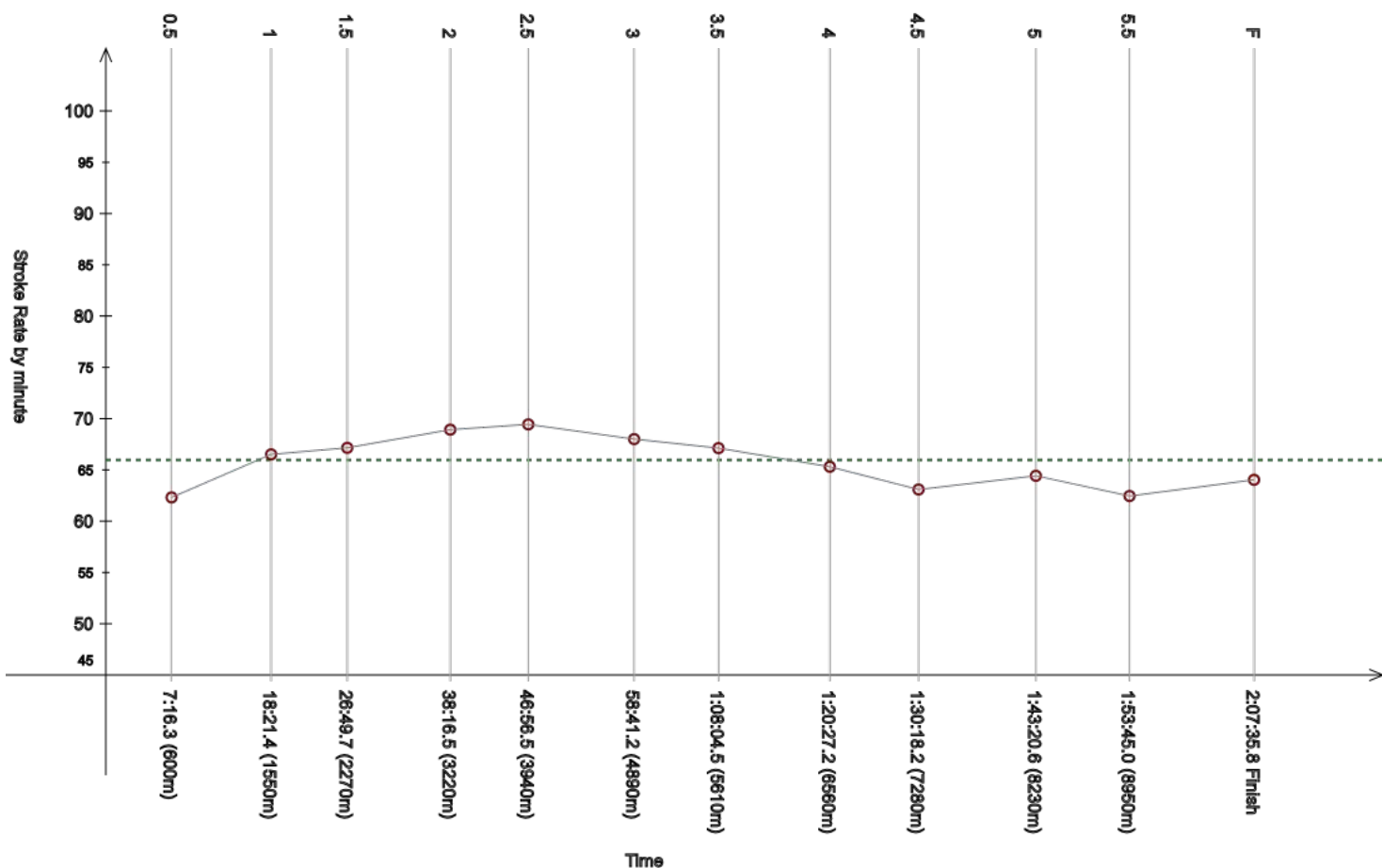
Legend:			
---	Stroke Rate Average	+	Gap or time behind
++	One minute or more behind in split time	F	Finish
SPM	Average strokes per minute	STC	Total strokes

Official Timekeeping by OMEGA

Race Analysis

Rank	Bib	Name	NAT Code	Finish Time	Gap
72	32	CHO Pei-Chi	TPE	2:07:35.8	+19:14.6

Lap	Time	Rank	Gap	SPM	Lap	Time	Rank	Gap	SPM	Lap	Time	Rank	Gap	SPM	SPM	STC
0.5	7:16.3	(60)	+27.9	62.3	1	18:21.4	(73)	+57.0	66.5	1.5	26:49.7	(72)	++	67.2		
						11:05.1					8:28.3					
2	38:16.5	(71)	++	68.9	2.5	46:56.5	(71)	++	69.4	3	58:41.2	(70)	++	68.0		
						8:40.0					11:44.7				66.0	8435
3.5	1:08:04.5	(68)	++	67.1	4	1:20:27.2	(72)	++	65.3	4.5	1:30:18.2	(71)	++	63.1		
						12:22.7					9:51.0					
5	1:43:20.6	(71)	++	64.4	5.5	1:53:45.0	(72)	++	62.5	F	2:07:35.8	(72)	++	64.0		
						10:24.4					13:50.8					



Legend:			
---	Stroke Rate Average	+	Gap or time behind
++	One minute or more behind in split time	F	Finish
SPM	Average strokes per minute	STC	Total strokes

Official Timekeeping by OMEGA

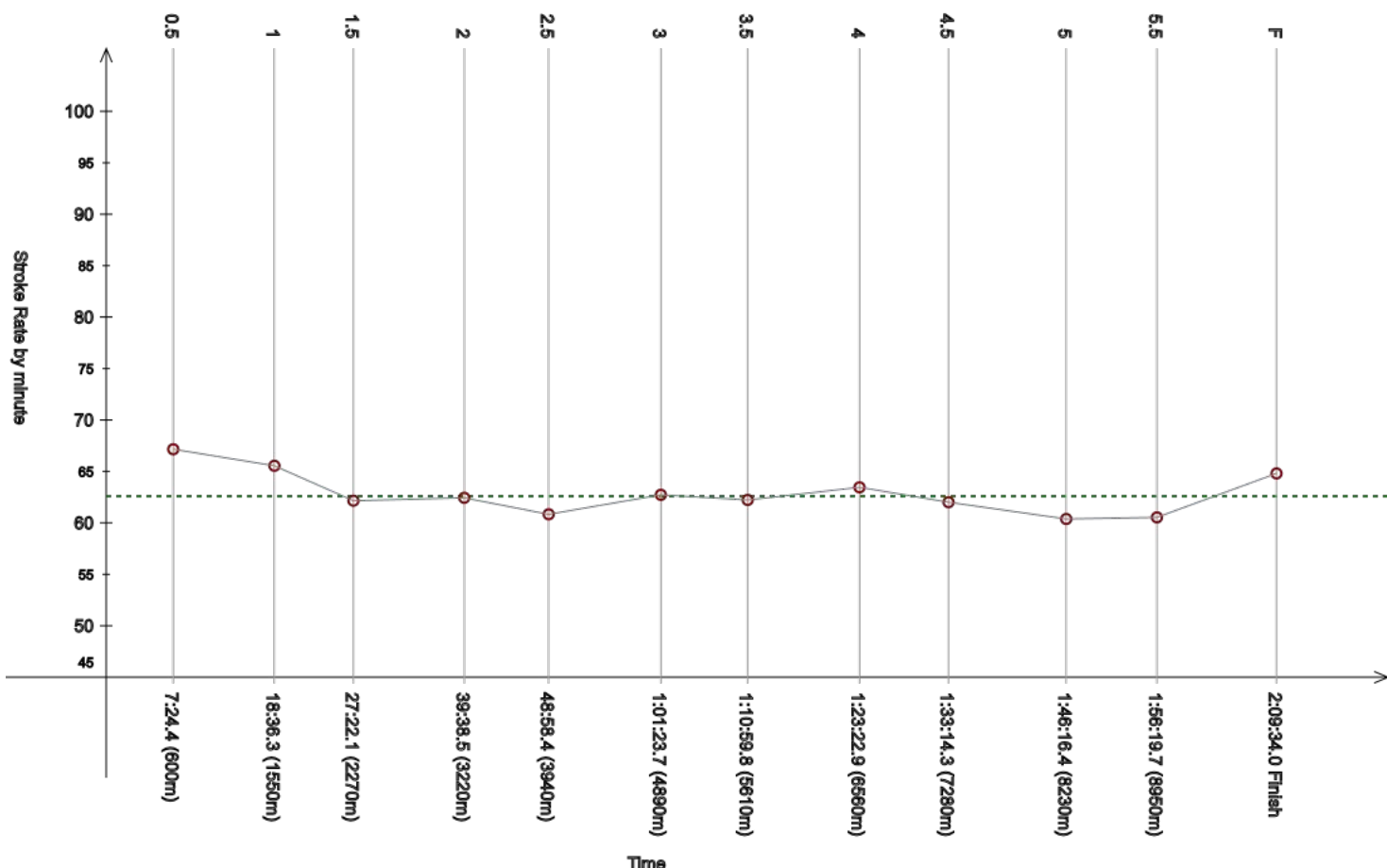
Event 102
4 FEB 2024 - 10:30

Men's 10km

Race Analysis

Rank	Bib	Name	NAT Code	Finish Time	Gap
73	19	WONGCHAROEN Navaphat	THA	2:09:34.0	+21:12.8

Lap	Time	Rank	Gap	SPM	Lap	Time	Rank	Gap	SPM	Lap	Time	Rank	Gap	SPM	SPM	STC
0.5	7:24.4	(=74)	+36.0	67.2	1	18:36.3	(75)	++	65.6	1.5	27:22.1	(74)	++	62.2		
						11:11.9					8:45.8					
2	39:38.5	(76)	++	62.4	2.5	48:58.4	(75)	++	60.8	3	1:01:23.7	(74)	++	62.7		
	12:16.4					9:19.9					12:25.3				62.6	8149
3.5	1:10:59.8	(72)	++	62.2	4	1:23:22.9	(73)	++	63.5	4.5	1:33:14.3	(72)	++	62.0		
	9:36.1					12:23.1					9:51.4					
5	1:46:16.4	(74)	++	60.4	5.5	1:56:19.7	(73)	++	60.5	F	2:09:34.0	(73)	++	64.8		
	13:02.1					10:03.3					13:14.3					



Legend:			
---	Stroke Rate Average	+	Gap or time behind
++	One minute or more behind in split time	F	Finish
SPM	Average strokes per minute	STC	Total strokes

Official Timekeeping by OMEGA

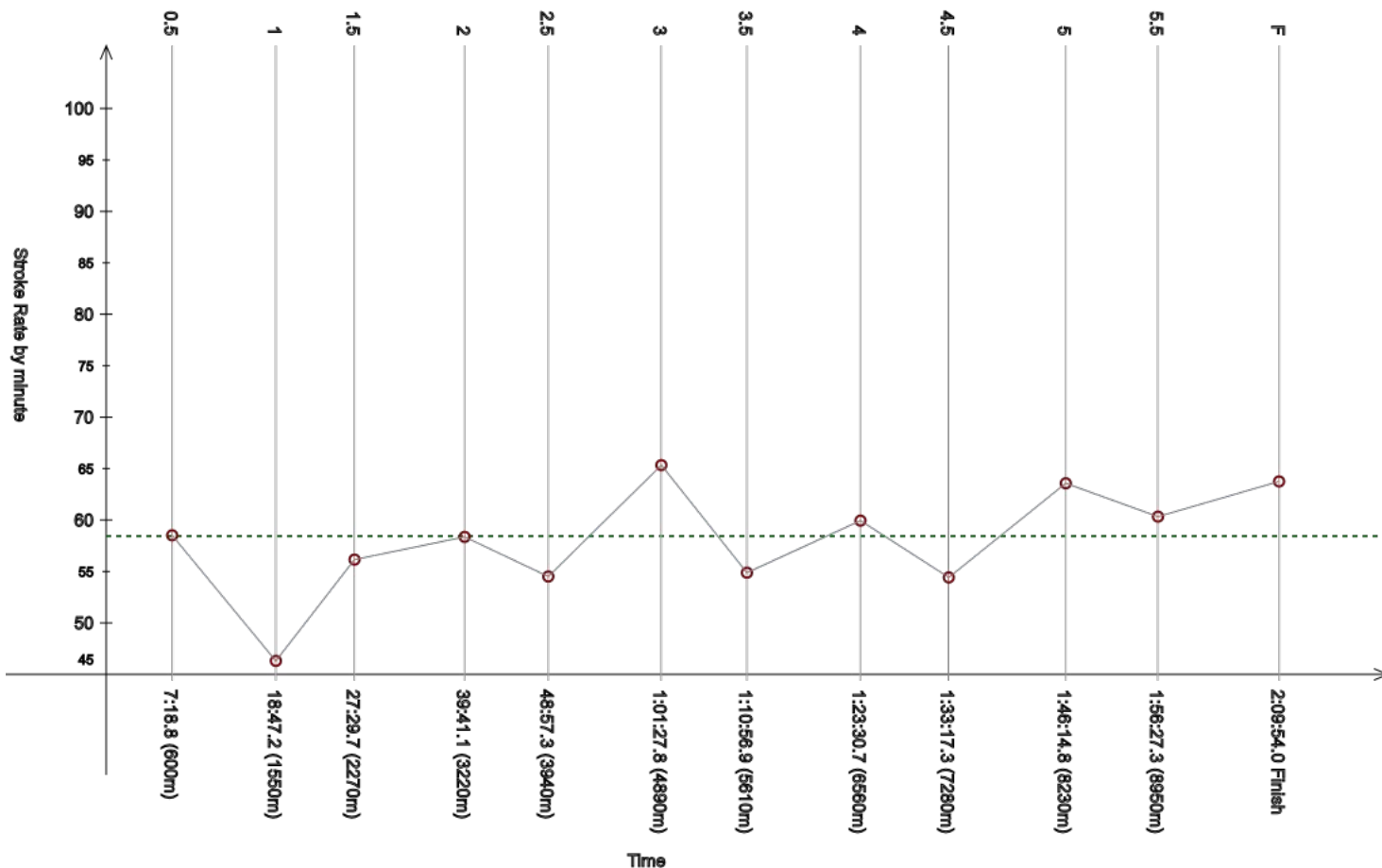
Event 102
4 FEB 2024 - 10:30

Men's 10km

Race Analysis

Rank	Bib	Name	NAT Code	Finish Time	Gap
74	45	REYES Santiago	GUA	2:09:54.0	+21:32.8

Lap	Time	Rank	Gap	SPM	Lap	Time	Rank	Gap	SPM	Lap	Time	Rank	Gap	SPM	SPM	STC
0.5	7:18.8	(62)	+30.4	58.5	1	18:47.2	(77)	++	46.3	1.5	27:29.7	(76)	++	56.2		
						11:28.4					8:42.5					
2	39:41.1	(77)	++	58.4	2.5	48:57.3	(74)	++	54.5	3	1:01:27.8	(75)	++	65.3		
	12:11.4					9:16.2					12:30.5				58.4	7749
3.5	1:10:56.9	(71)	++	54.9	4	1:23:30.7	(74)	++	59.9	4.5	1:33:17.3	(73)	++	54.4		
	9:29.1					12:33.8					9:46.6					
5	1:46:14.8	(73)	++	63.6	5.5	1:56:27.3	(74)	++	60.3	F	2:09:54.0	(74)	++	63.8		
	12:57.5					10:12.5					13:26.7					



Legend:			
---	Stroke Rate Average	+	Gap or time behind
++	One minute or more behind in split time	F	Finish
SPM	Average strokes per minute	STC	Total strokes

Official Timekeeping by OMEGA

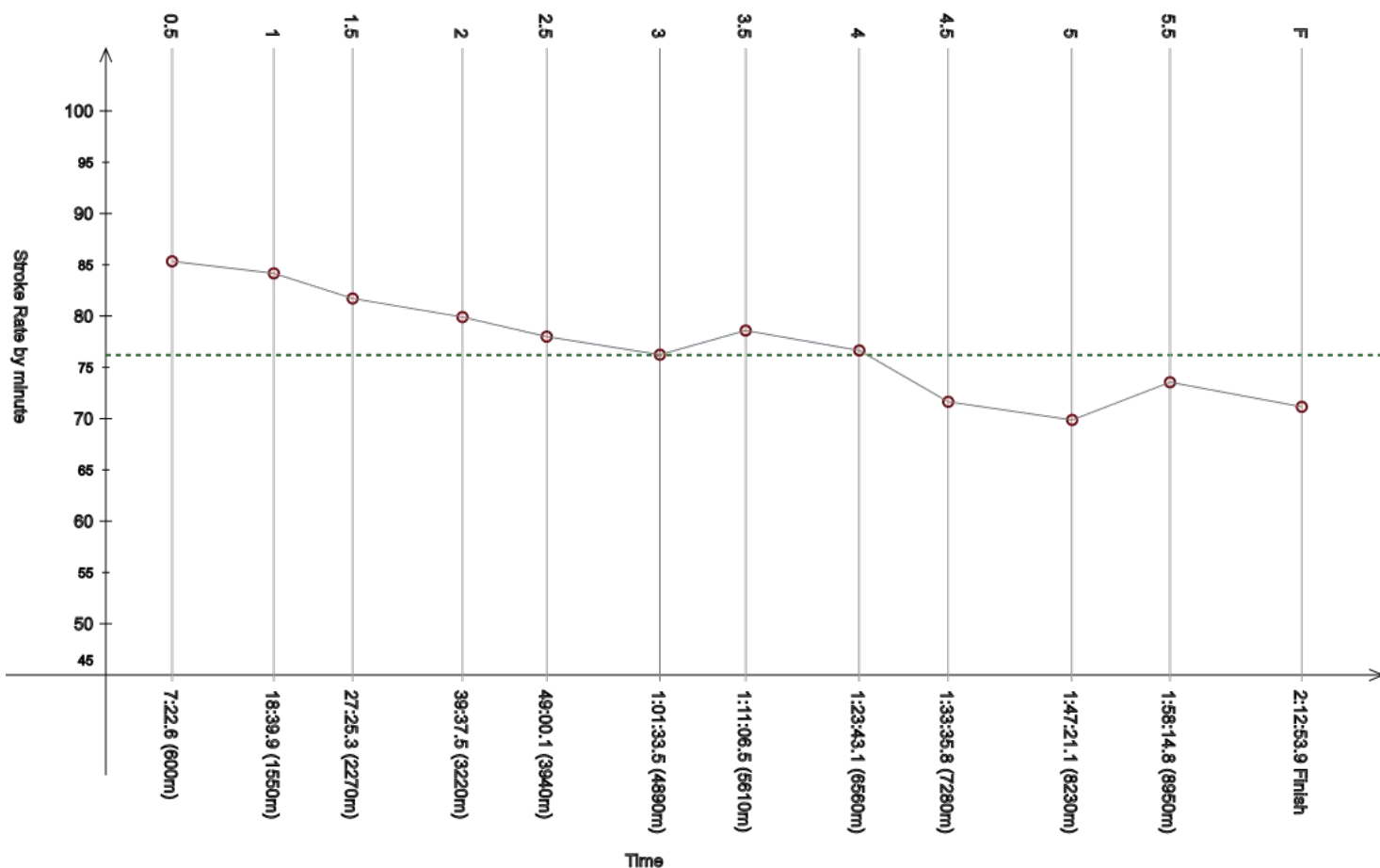
Event 102
4 FEB 2024 - 10:30

Men's 10km

Race Analysis

Rank	Bib	Name	NAT Code	Finish Time	Gap
75	17	de los SANTOS Rayven	DOM	2:12:53.9	+24:32.7

Lap	Time	Rank	Gap	SPM	Lap	Time	Rank	Gap	SPM	Lap	Time	Rank	Gap	SPM	SPM	STC
0.5	7:22.6	(71)	+34.2	85.3	1	18:39.9	(76)	++	84.2	1.5	27:25.3	(75)	++	81.7		
						11:17.3					8:45.4					
2	39:37.5	(75)	++	79.9	2.5	49:00.1	(76)	++	78.0	3	1:01:33.5	(76)	++	76.2		
	12:12.2					9:22.6					12:33.4				76.2	10245
3.5	1:11:06.5	(73)	++	78.6	4	1:23:43.1	(76)	++	76.6	4.5	1:33:35.8	(75)	++	71.6		
	9:33.0					12:36.6					9:52.7					
5	1:47:21.1	(75)	++	69.9	5.5	1:58:14.8	(75)	++	73.6	F	2:12:53.9	(75)	++	71.2		
	13:45.3					10:53.7					14:39.1					



Legend:			
---	Stroke Rate Average	+	Gap or time behind
++	One minute or more behind in split time	F	Finish
SPM	Average strokes per minute	STC	Total strokes

Official Timekeeping by OMEGA

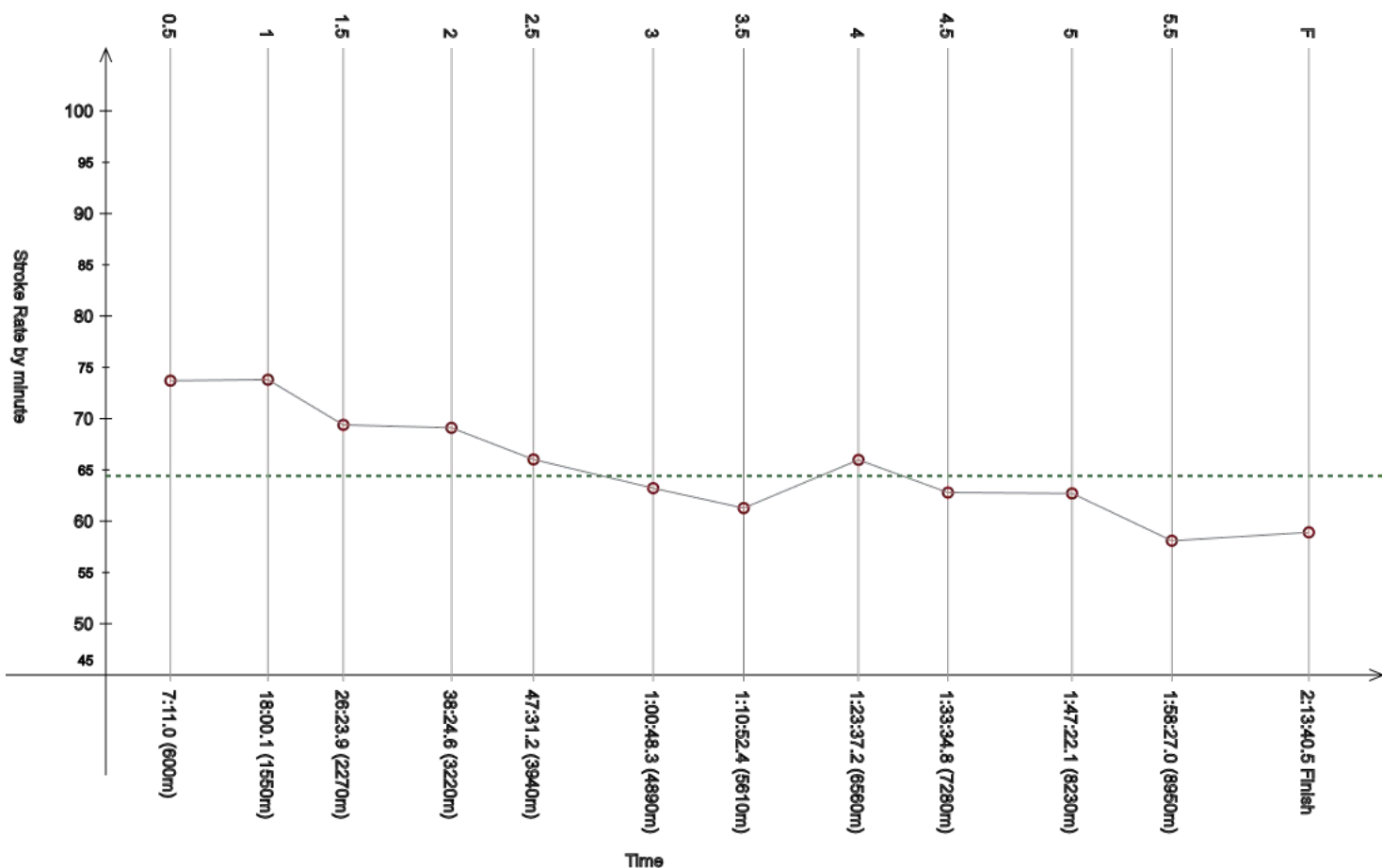
Event 102
4 FEB 2024 - 10:30

Men's 10km

Race Analysis

Rank	Bib	Name	NAT Code	Finish Time	Gap
76	13	NUNEZ BARRERAS Juan Diego	DOM	2:13:40.5	+25:19.3

Lap	Time	Rank	Gap	SPM	Lap	Time	Rank	Gap	SPM	Lap	Time	Rank	Gap	SPM	SPM	STC
0.5	7:11.0	(55)	+22.6	73.7	1	18:00.1	(68)	+35.7	73.8	1.5	26:23.9	(68)	++	69.4		
						10:49.1					8:23.8					
2	38:24.6	(72)	++	69.1	2.5	47:31.2	(73)	++	66.0	3	1:00:48.3	(73)	++	63.2		
	12:00.7					9:06.6					13:17.1				64.4	8740
3.5	1:10:52.4	(70)	++	61.3	4	1:23:37.2	(75)	++	66.0	4.5	1:33:34.8	(74)	++	62.8		
	10:04.1					12:44.8					9:57.6					
5	1:47:22.1	(76)	++	62.7	5.5	1:58:27.0	(76)	++	58.1	F	2:13:40.5	(76)	++	58.9		
	13:47.3					11:04.9					15:13.5					



Legend:			
---	Stroke Rate Average	+	Gap or time behind
++	One minute or more behind in split time	F	Finish
SPM	Average strokes per minute	STC	Total strokes

Official Timekeeping by OMEGA

Event 102

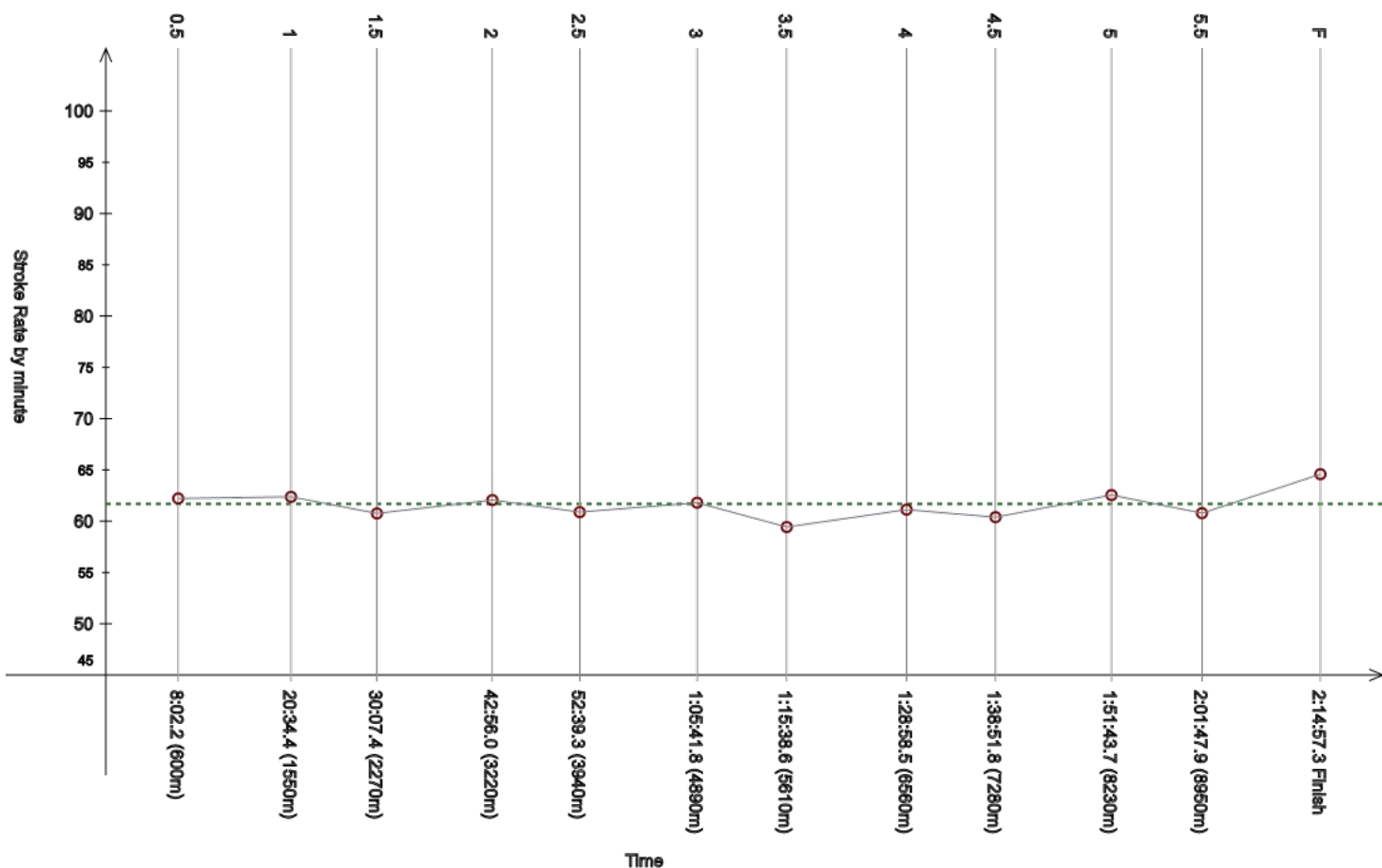
4 FEB 2024 - 10:30

Men's 10km

Race Analysis

Rank	Bib	Name	NAT Code	Finish Time	Gap
77	70	TAN Sheldon Jon Heng	SGP	2:14:57.3	+26:36.1

Lap	Time	Rank	Gap	SPM	Lap	Time	Rank	Gap	SPM	Lap	Time	Rank	Gap	SPM	SPM	STC
0.5	8:02.2	(77)	++	62.2	1	20:34.4	(78)	++	62.4	1.5	30:07.4	(77)	++	60.8		
						12:32.2					9:33.0					
2	42:56.0	(78)	++	62.1	2.5	52:39.3	(77)	++	60.9	3	1:05:41.8	(77)	++	61.8		
						9:43.3					13:02.5				61.7	8364
3.5	1:15:38.6	(74)	++	59.4	4	1:28:58.5	(77)	++	61.1	4.5	1:38:51.8	(76)	++	60.4		
						13:19.9					9:53.3					
5	1:51:43.7	(77)	++	62.5	5.5	2:01:47.9	(77)	++	60.8	F	2:14:57.3	(77)	++	64.6		
						10:04.2					13:09.4					



Legend:			
---	Stroke Rate Average	+	Gap or time behind
++	One minute or more behind in split time	F	Finish
SPM	Average strokes per minute	STC	Total strokes

Official Timekeeping by OMEGA

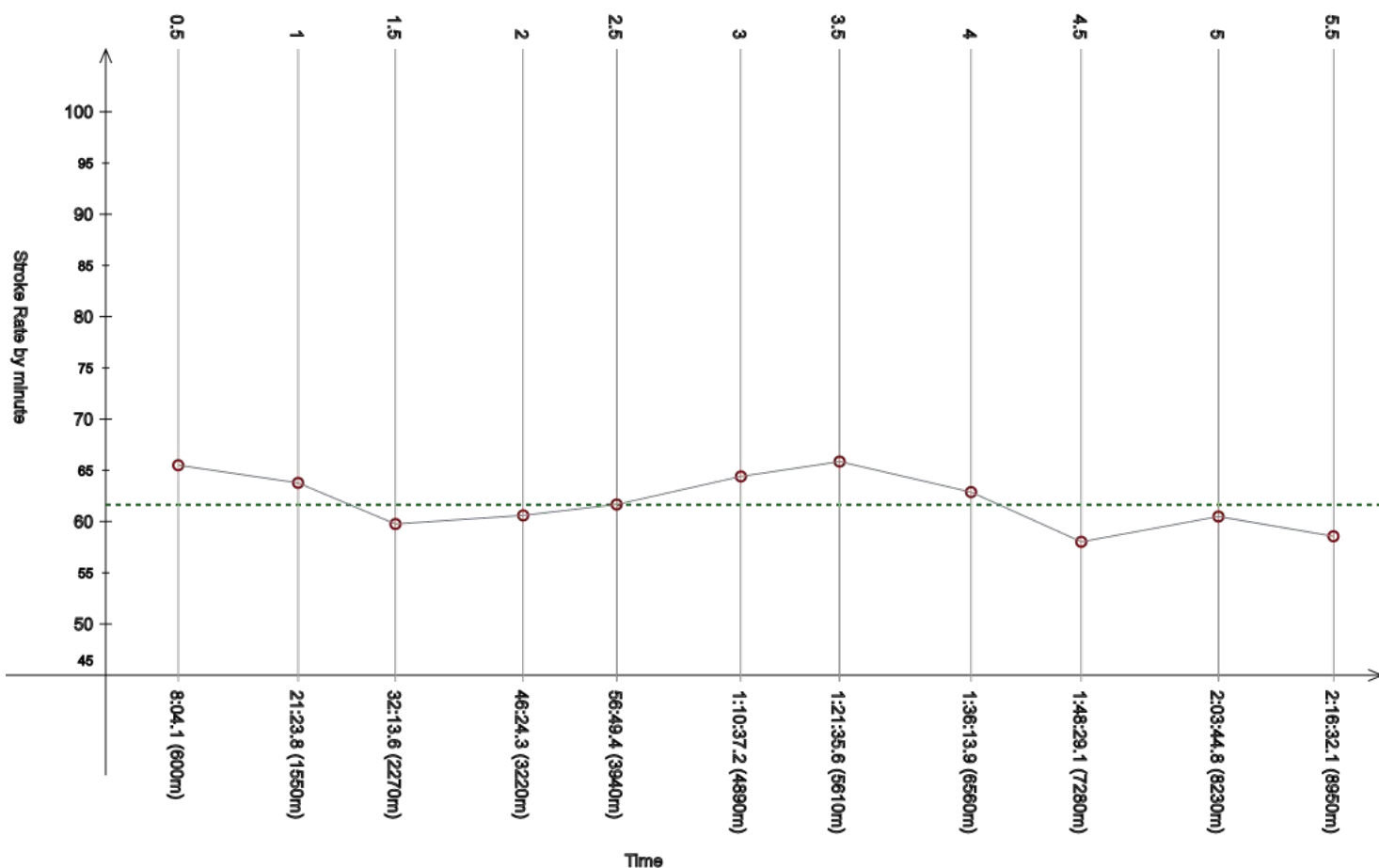
Event 102
4 FEB 2024 - 10:30

Men's 10km

Race Analysis

Rank	Bib	Name	NAT Code	Finish Time	Gap
58	PLAZA	Alejandro	BOL	OTL	

Lap	Time	Rank	Gap	SPM	Lap	Time	Rank	Gap	SPM	Lap	Time	Rank	Gap	SPM	SPM	STC
0.5	8:04.1	(78)	++	65.5	1	21:23.8	(79)	++	63.8	1.5	32:13.6	(78)	++	59.8		
						13:19.7					10:49.8					
2	46:24.3	(79)	++	60.6	2.5	56:49.4	(78)	++	61.7	3	1:10:37.2	(78)	++	64.4		
	14:10.7					10:25.1					13:47.8				61.6	8510
3.5	1:21:35.6	(75)	++	65.9	4	1:36:13.9	(78)	++	62.9	4.5	1:48:29.1	(77)	++	58.0		
	10:58.4					14:38.3					12:15.2					
5	2:03:44.8	(78)	++	60.5	5.5	2:16:32.1	(78)	++	58.6	F						
	15:15.7					12:47.3										



Legend:					
----	Stroke Rate Average	++	One minute or more behind in split time	F	Finish
OTL	Outside Time Limit	SPM	Average strokes per minute	STC	Total strokes

Official Timekeeping by OMEGA

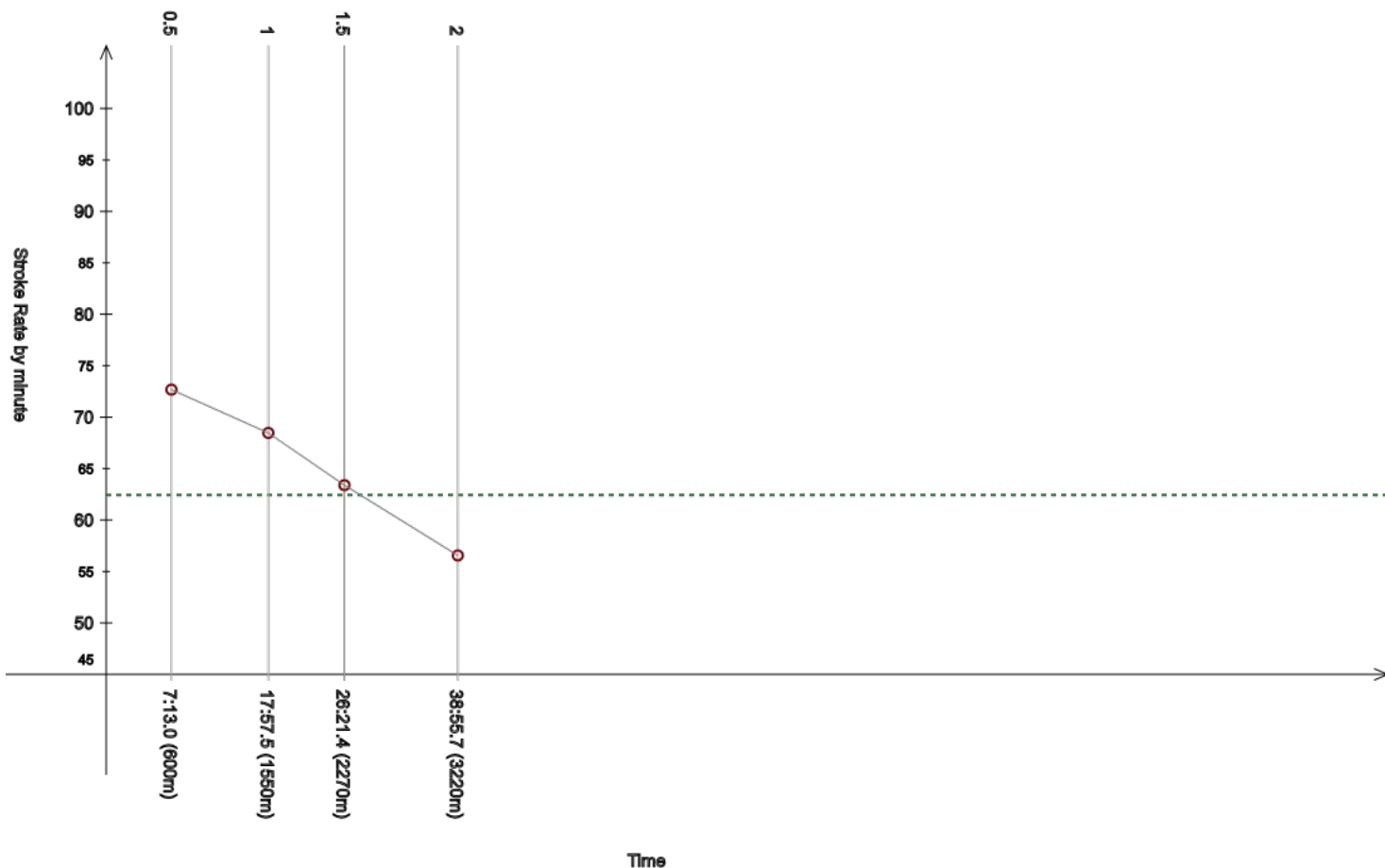
Event 102
4 FEB 2024 - 10:30

Men's 10km

Race Analysis

Rank	Bib	Name	NAT Code	Finish Time	Gap
61	BAYO	Christian B	PUR	DNF	

Lap	Time	Rank	Gap	SPM	Lap	Time	Rank	Gap	SPM	Lap	Time	Rank	Gap	SPM	SPM	STC
0.5	7:13.0	(=58)	+24.6	72.7	1	17:57.5	(66)	+33.1	68.5	1.5	26:21.4	(67)	++	63.4		
						10:44.5					8:23.9					
2	38:55.7	(74)	++	56.6	2.5					3						
	12:34.3														62.4	2462
3.5					4					4.5						
5					5.5					F						



Legend:					
----	Stroke Rate Average	+	Gap or time behind	++	One minute or more behind in split time
DNF	Did Not Finish	F	Finish	SPM	Average strokes per minute
STC	Total strokes				

Official Timekeeping by OMEGA