

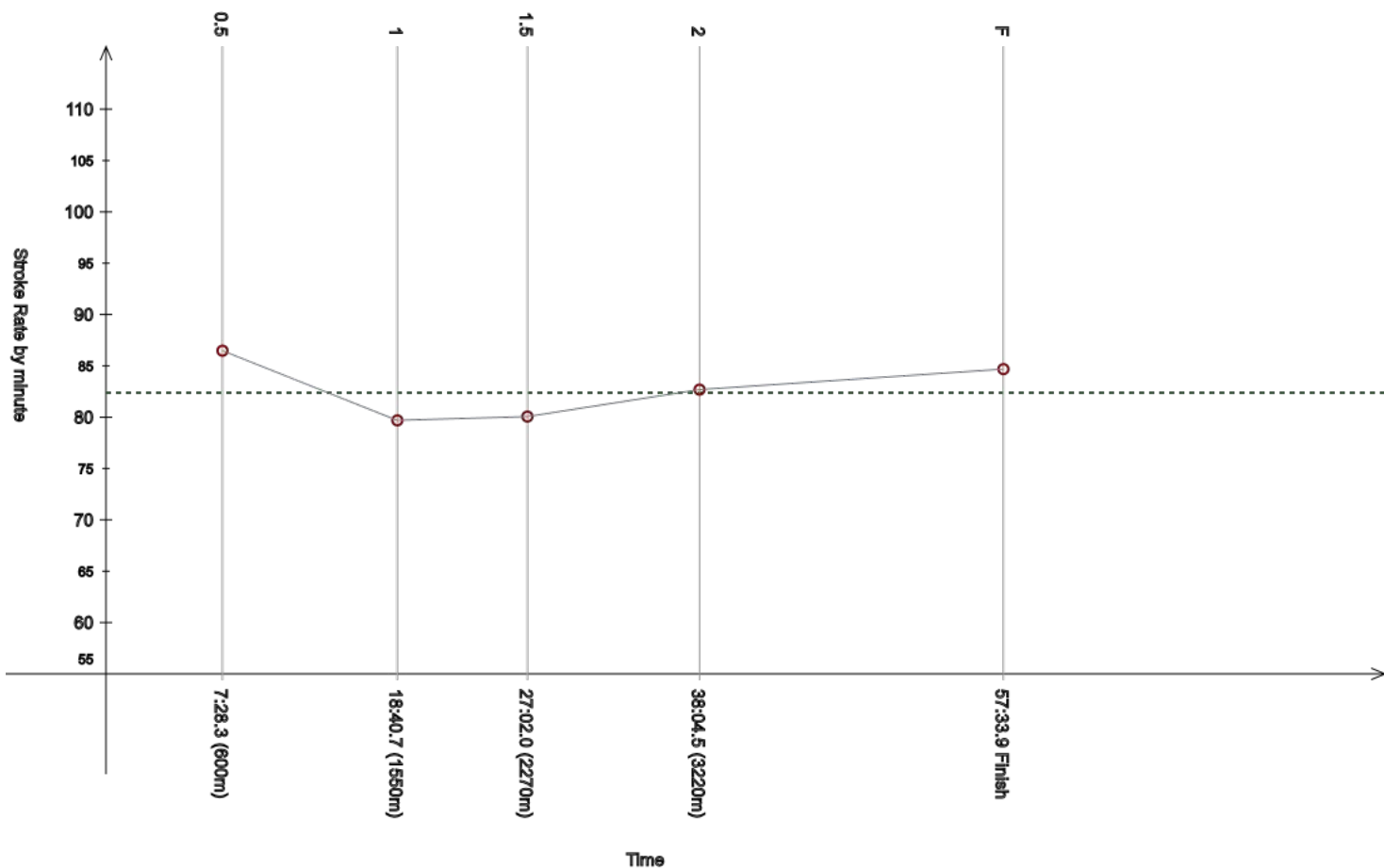
Event 103
7 FEB 2024 - 10:30

Women's 5km

Race Analysis

Rank	Bib	Name	NAT Code	Finish Time	Gap
1	102	van ROUWENDAAL Sharon	NED	57:33.9	

Lap	Time	Rank	Gap	SPM	Lap	Time	Rank	Gap	SPM	Lap	Time	Rank	Gap	SPM	SPM	STC
0.5	7:28.3	(6)	+2.6	86.5	1	18:40.7	(2)	+1.3	79.7	1.5	27:02.0	(6)	+8.5	80.1		
						11:12.4					8:21.3				82.4	4726
2	38:04.5	(1)		82.7	2.5	-	-	-	-	F	57:33.9	(1)		84.7		
	11:02.5					-					-					



Legend:	
-	Information not available
SPM	Average strokes per minute
----	Stroke Rate Average
STC	Total strokes
+	Gap or time behind
F	Finish

Official Timekeeping by OMEGA

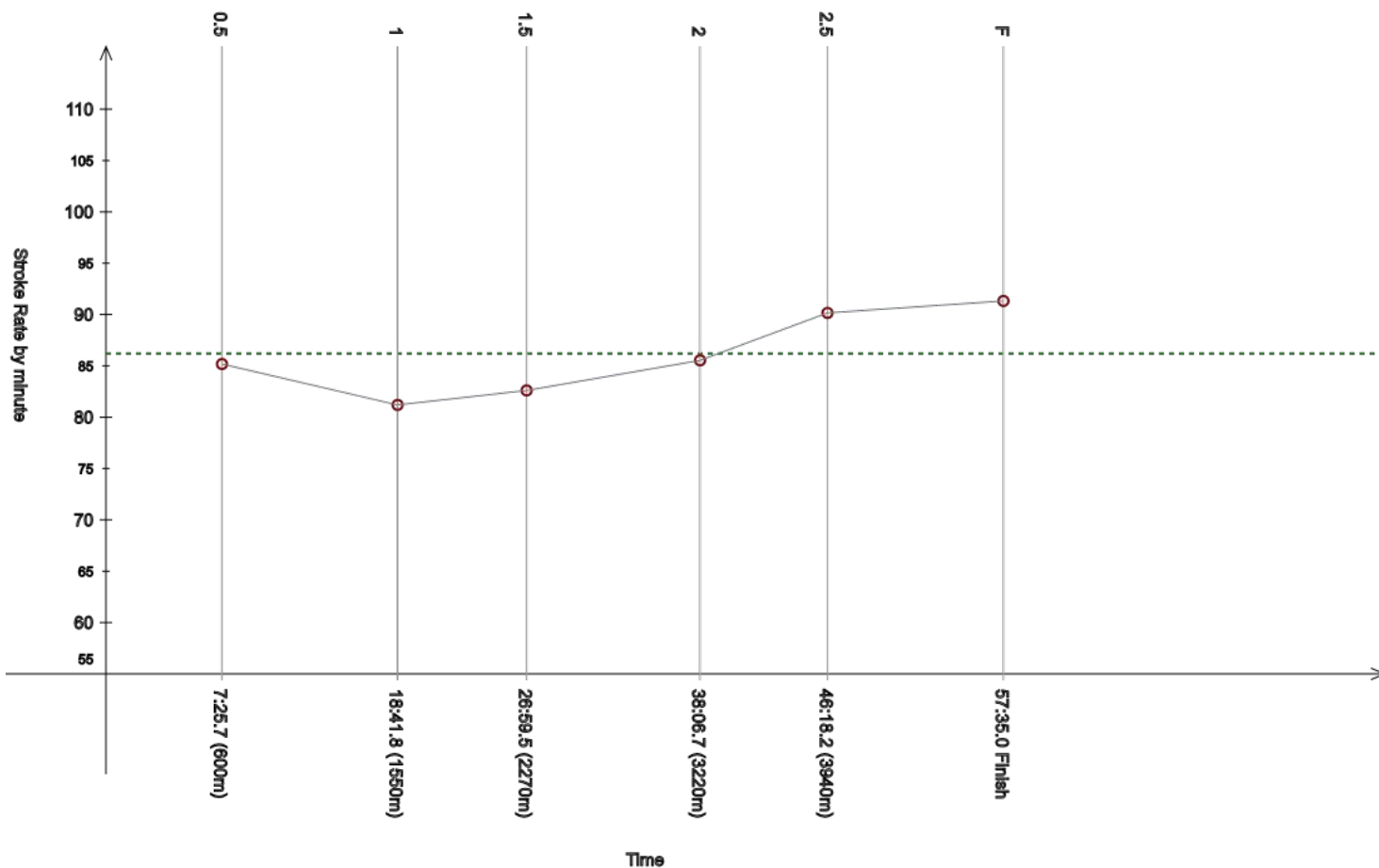
Event 103
7 FEB 2024 - 10:30

Women's 5km

Race Analysis

Rank	Bib	Name	NAT Code	Finish Time	Gap
2	138	GUBECKA Chelsea	AUS	57:35.0	+1.1

Lap	Time	Rank	Gap	SPM	Lap	Time	Rank	Gap	SPM	Lap	Time	Rank	Gap	SPM	SPM	STC
0.5	7:25.7	(1)		85.2	1	18:41.8	(=3)	+2.4	81.2	1.5	26:59.5	(4)	+6.0	82.6		
						11:16.1					8:17.7				86.2	4947
2	38:06.7	(2)	+2.2	85.5	2.5	46:18.2	(2)	+0.4	90.2	F	57:35.0	(2)	+1.1	91.3		
	11:07.2					8:11.5					11:16.8					



Legend:	----- Stroke Rate Average	+	Gap or time behind	F	Finish	SPM	Average strokes per minute
STC	Total strokes						

Official Timekeeping by OMEGA

Event 103

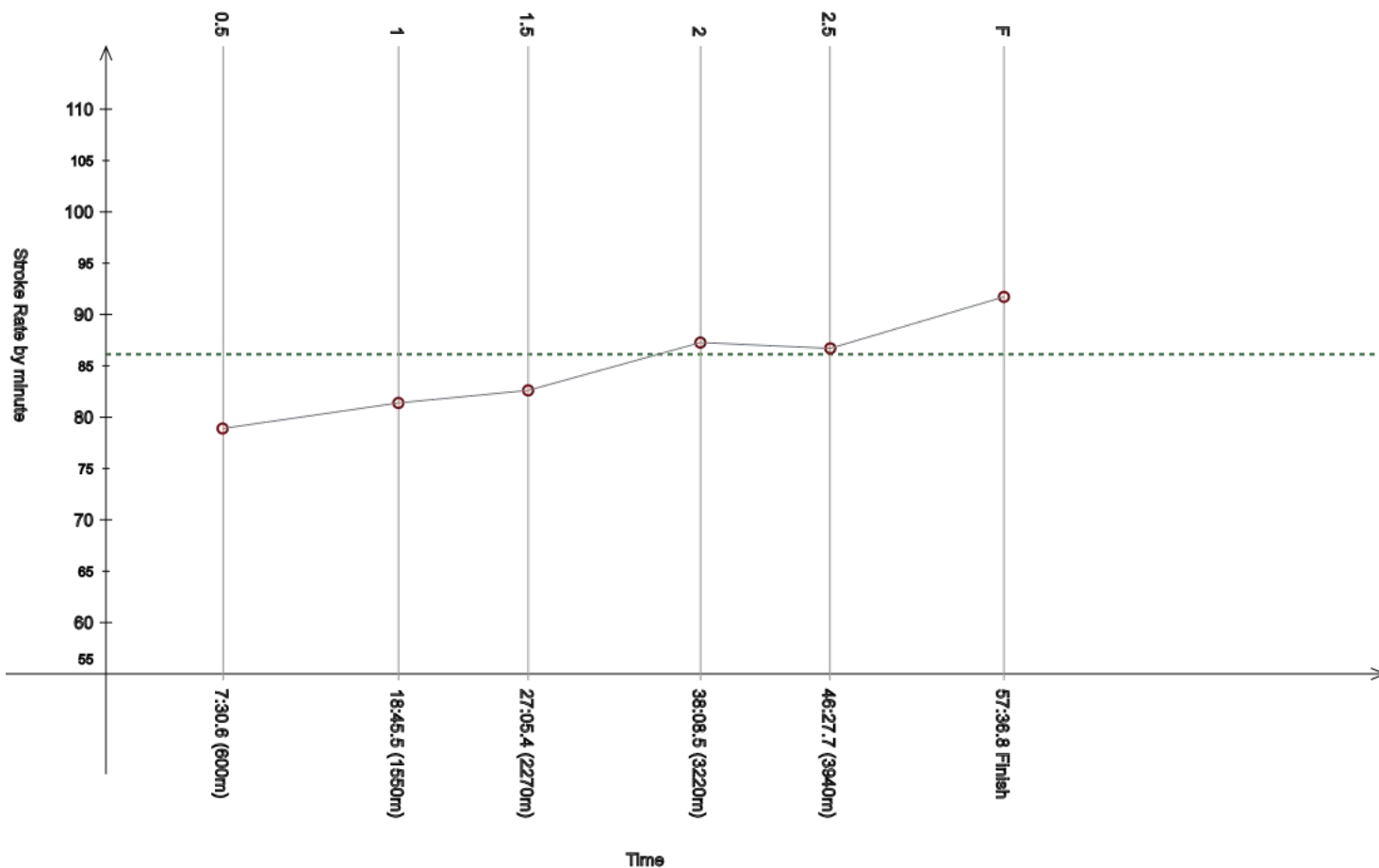
7 FEB 2024 - 10:30

Women's 5km

Race Analysis

Rank	Bib	Name	NAT Code	Finish Time	Gap
3	112	CUNHA Ana Marcela	BRA	57:36.8	+2.9

Lap	Time	Rank	Gap	SPM	Lap	Time	Rank	Gap	SPM	Lap	Time	Rank	Gap	SPM	SPM	STC
0.5	7:30.6	(=9)	+4.9	78.9	1	18:45.5	(=9)	+6.1	81.4	1.5	27:05.4	(8)	+11.9	82.6		
						11:14.9					8:19.9					
2	38:08.5	(5)	+4.0	87.3	2.5	46:27.7	(5)	+9.9	86.7	F	57:36.8	(3)	+2.9	91.7	86.1	4928
	11:03.1					8:19.2					11:09.1					



Legend:	
----	Stroke Rate Average
+	Gap or time behind
F	Finish
SPM	Average strokes per minute
STC	Total strokes

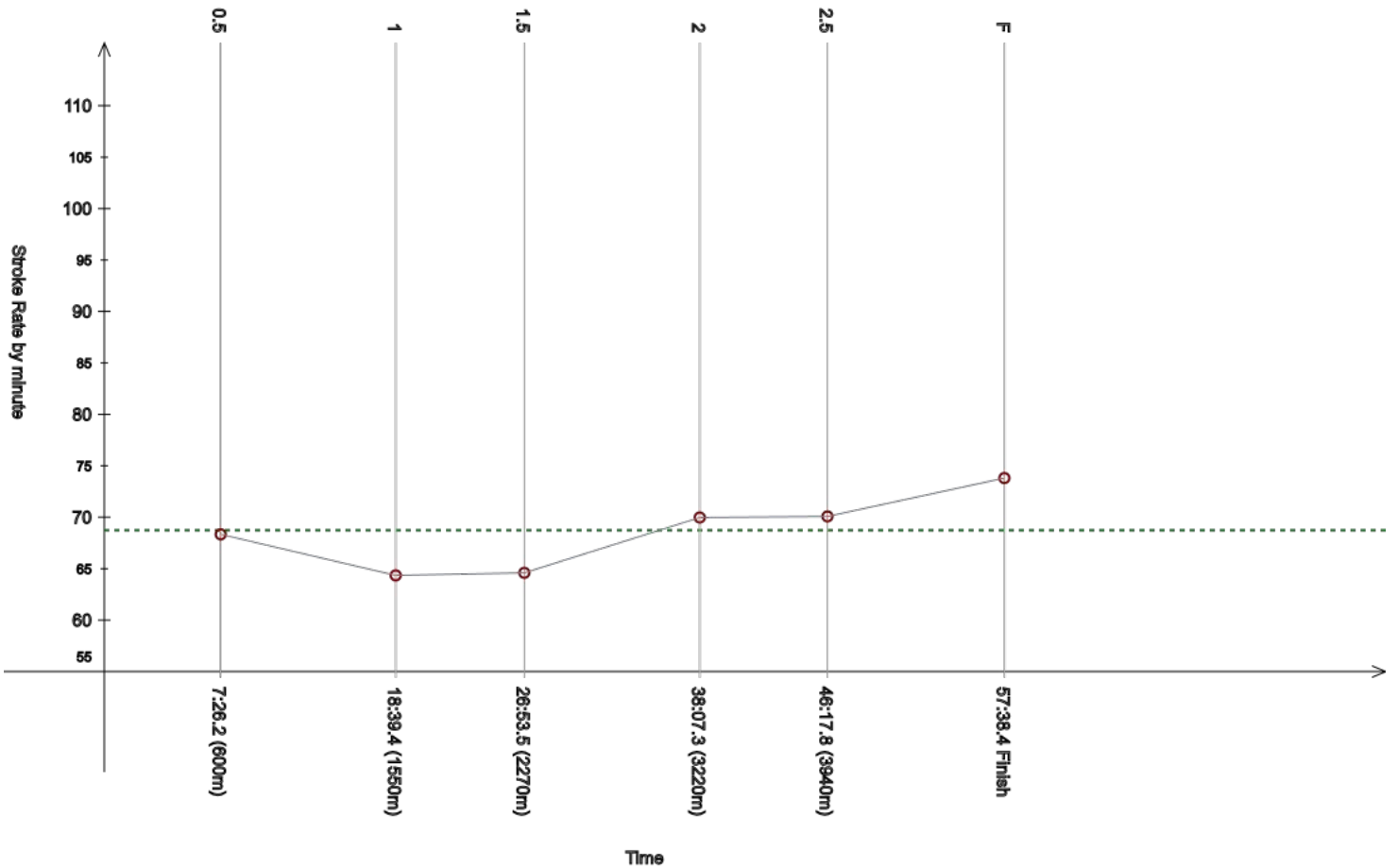
Official Timekeeping by OMEGA

Event 103
7 FEB 2024 - 10:30

Women's 5km

Race Analysis

Rank	Bib	Name	NAT Code			Finish Time			Gap							
4	130	GRIMES Katie	USA			57:38.4			+4.5							
Lap	Time	Rank	Gap	SPM	Lap	Time	Rank	Gap	SPM	Lap	Time	Rank	Gap	SPM	SPM	STC
0.5	7:26.2	(3)	+0.5	68.3	1	18:39.4	(1)		64.4	1.5	26:53.5	(1)		64.6		
						11:13.2					8:14.1					
2	38:07.3	(3)	+2.8	70.0	2.5	46:17.8	(1)		70.1	F	57:38.4	(4)	+4.5	73.8	68.7	3951
	11:13.8					8:10.5					11:20.6					



Legend:	----- Stroke Rate Average	+	Gap or time behind	F	Finish	SPM	Average strokes per minute
STC	Total strokes						

Official Timekeeping by OMEGA

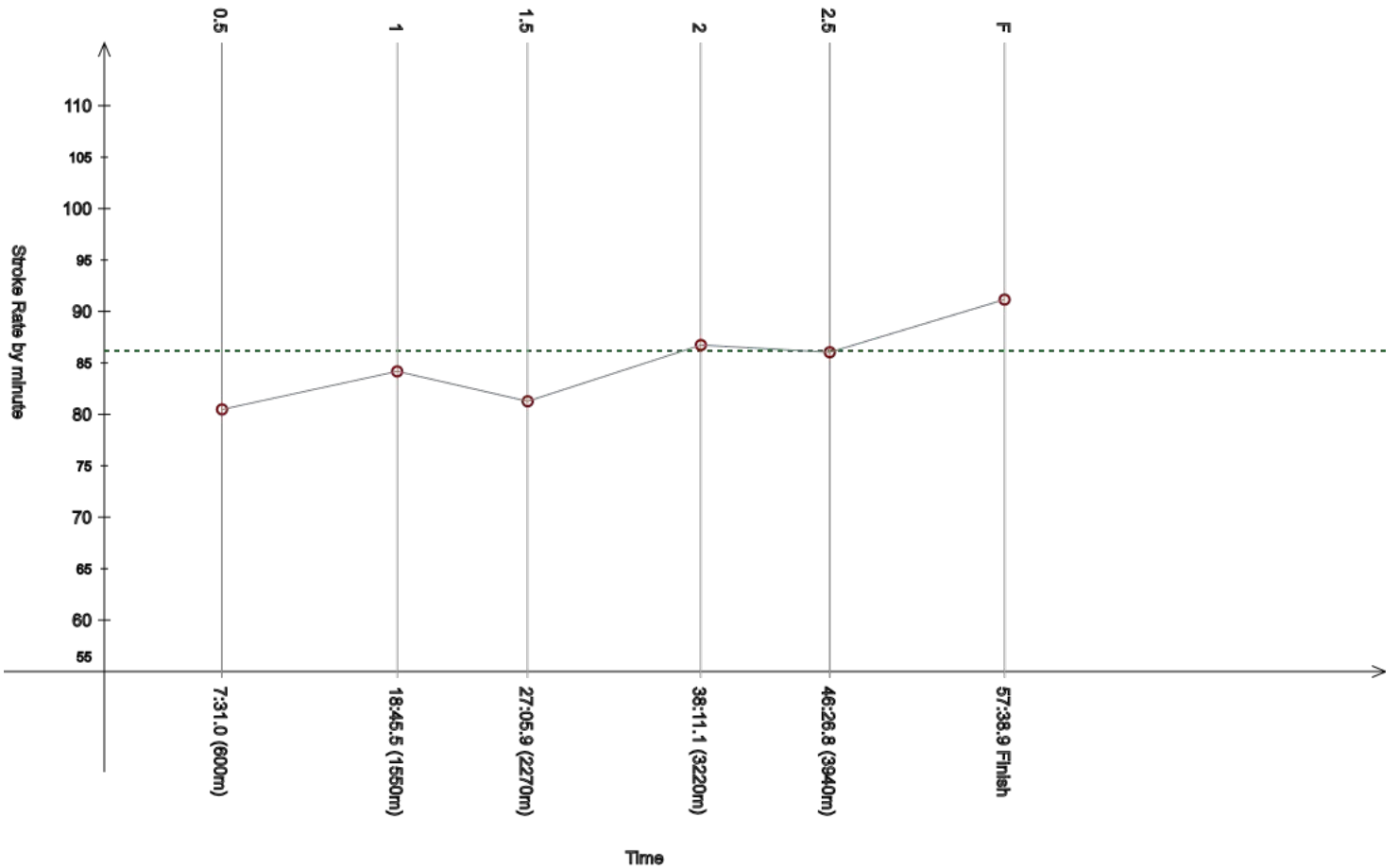
Event 103
7 FEB 2024 - 10:30

Women's 5km

Race Analysis

Rank	Bib	Name	NAT Code	Finish Time	Gap
5	103	CASSIGNOL Oceane	FRA	57:38.9	+5.0

Lap	Time	Rank	Gap	SPM	Lap	Time	Rank	Gap	SPM	Lap	Time	Rank	Gap	SPM	SPM	STC
0.5	7:31.0	(13)	+5.3	80.5	1	18:45.5	(=9)	+6.1	84.2	1.5	27:05.9	(=9)	+12.4	81.3		
						11:14.5					8:20.4				86.2	4970
2	38:11.1	(8)	+6.6	86.7	2.5	46:26.8	(4)	+9.0	86.0	F	57:38.9	(5)	+5.0	91.2		
	11:05.2					8:15.7					11:12.1					



Legend:	----- Stroke Rate Average	+	Gap or time behind	F	Finish	SPM	Average strokes per minute
STC	Total strokes						

Official Timekeeping by OMEGA

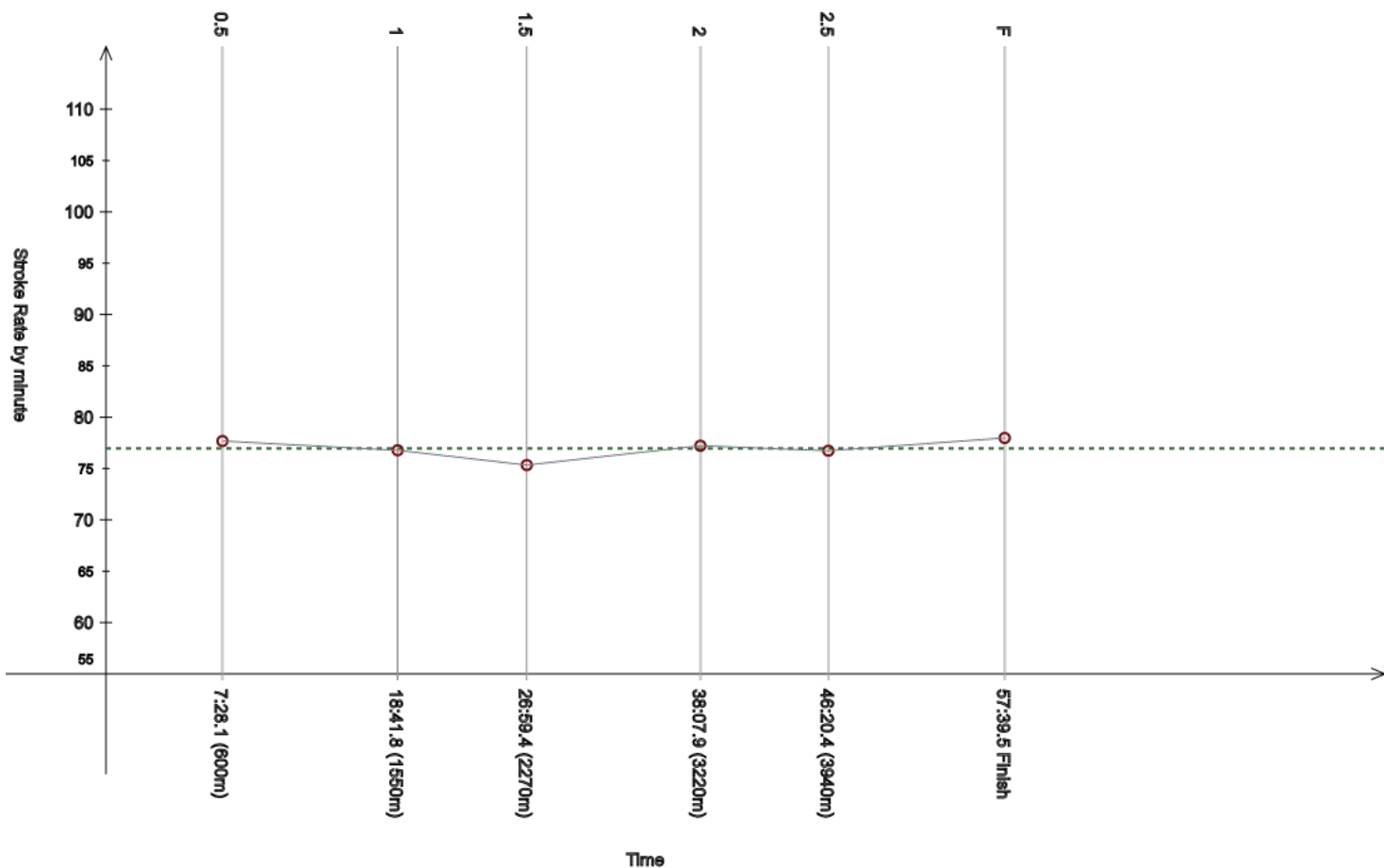
Event 103

7 FEB 2024 - 10:30

Women's 5km

Race Analysis

Rank	Bib	Name	NAT Code			Finish Time			Gap							
6	139	de VALDES Maria	ESP			57:39.5			+5.6							
Lap	Time	Rank	Gap	SPM	Lap	Time	Rank	Gap	SPM	Lap	Time	Rank	Gap	SPM	SPM	STC
0.5	7:28.1	(5)	+2.4	77.7	1	18:41.8	(=3)	+2.4	76.8	1.5	26:59.4	(3)	+5.9	75.3		
						11:13.7					8:17.6				77.0	4438
2	38:07.9	(4)	+3.4	77.2	2.5	46:20.4	(3)	+2.6	76.7	F	57:39.5	(6)	+5.6	78.0		
	11:08.5					8:12.5					11:19.1					



Legend:	----- Stroke Rate Average	+	Gap or time behind	F	Finish	SPM	Average strokes per minute
STC	Total strokes						

Official Timekeeping by OMEGA

Event 103

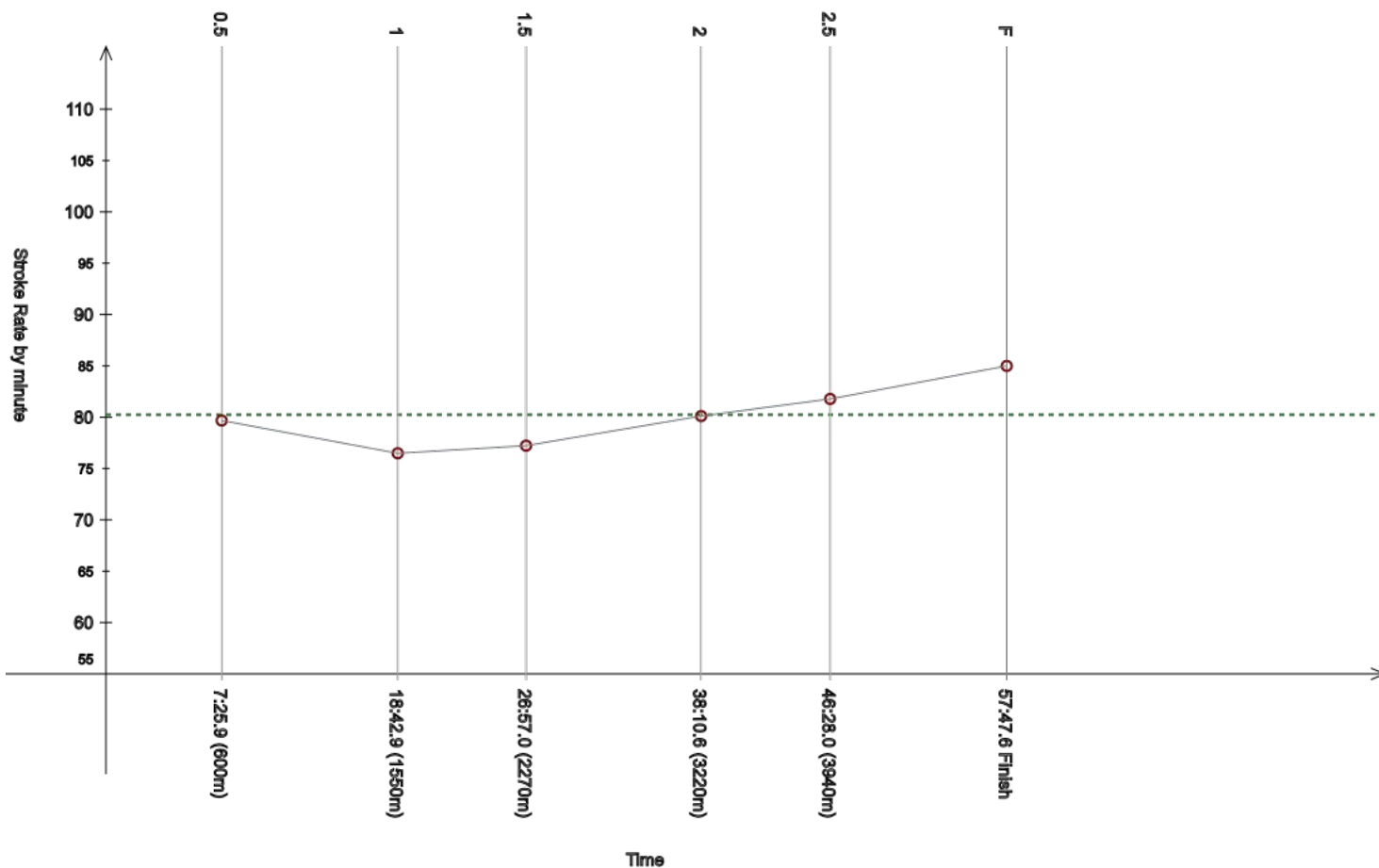
7 FEB 2024 - 10:30

Women's 5km

Race Analysis

Rank	Bib	Name	NAT Code	Finish Time	Gap
7	146	GABRIELLESCHI Giulia	ITA	57:47.6	+13.7

Lap	Time	Rank	Gap	SPM	Lap	Time	Rank	Gap	SPM	Lap	Time	Rank	Gap	SPM	SPM	STC
0.5	7:25.9	(2)	+0.2	79.7	1	18:42.9	(5)	+3.5	76.5	1.5	26:57.0	(2)	+3.5	77.2		
						11:17.0					8:14.1				80.2	4625
2	38:10.6	(7)	+6.1	80.1	2.5	46:28.0	(8)	+10.2	81.8	F	57:47.6	(7)	+13.7	85.0		
	11:13.6					8:17.4					11:19.6					



Legend:	
----	Stroke Rate Average
+	Gap or time behind
F	Finish
SPM	Average strokes per minute
STC	Total strokes

Official Timekeeping by OMEGA

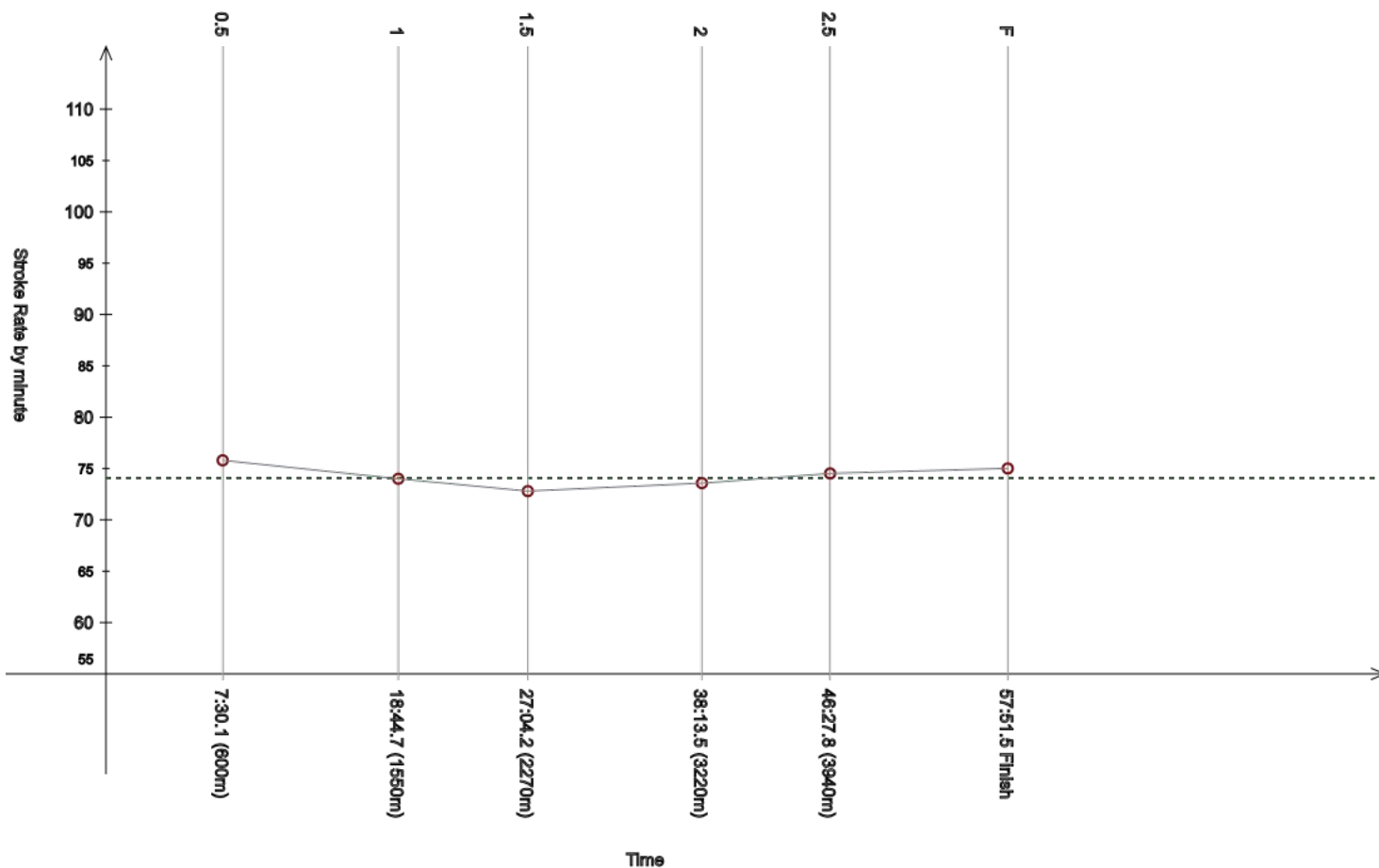
Event 103

7 FEB 2024 - 10:30

Women's 5km

Race Analysis

Rank	Bib	Name	NAT Code			Finish Time			Gap							
8	129	JOUISSE Caroline Laure	FRA			57:51.5			+17.6							
Lap	Time	Rank	Gap	SPM	Lap	Time	Rank	Gap	SPM	Lap	Time	Rank	Gap	SPM	SPM	STC
0.5	7:30.1	(8)	+4.4	75.8	1	18:44.7	(=7)	+5.3	74.0	1.5	27:04.2	(7)	+10.7	72.8		
						11:14.6					8:19.5				74.1	4273
2	38:13.5	(12)	+9.0	73.6	2.5	46:27.8	(=6)	+10.0	74.5	F	57:51.5	(8)	+17.6	75.0		
	11:09.3					8:14.3					11:23.7					



Legend:	----- Stroke Rate Average	+	Gap or time behind	F	Finish	SPM	Average strokes per minute
STC	Total strokes						

Official Timekeeping by OMEGA

Event 103

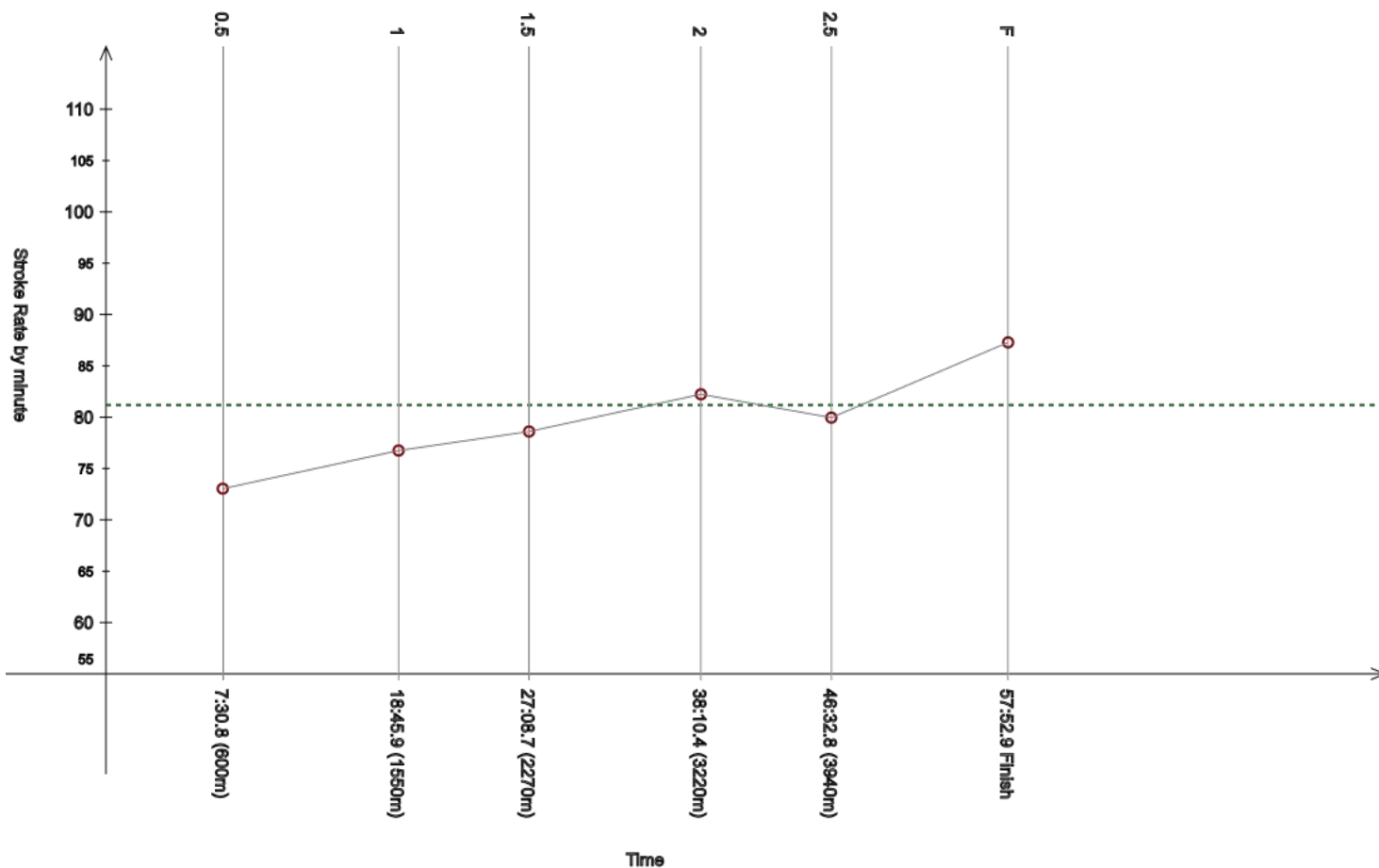
7 FEB 2024 - 10:30

Women's 5km

Race Analysis

Rank	Bib	Name	NAT Code			Finish Time	Gap
9	118	JUNGBLUT Viviane	BRA			57:52.9	+19.0

Lap	Time	Rank	Gap	SPM	Lap	Time	Rank	Gap	SPM	Lap	Time	Rank	Gap	SPM	SPM	STC
0.5	7:30.8	(11)	+5.1	73.0	1	18:45.9	(11)	+6.5	76.8	1.5	27:08.7	(13)	+15.2	78.6		
						11:15.1					8:22.8				81.2	4671
2	38:10.4	(6)	+5.9	82.2	2.5	46:32.8	(13)	+15.0	80.0	F	57:52.9	(9)	+19.0	87.3		
	11:01.7					8:22.4					11:20.1					



Legend:	----- Stroke Rate Average	+	Gap or time behind	F	Finish	SPM	Average strokes per minute
STC	Total strokes						

Official Timekeeping by OMEGA

Event 103

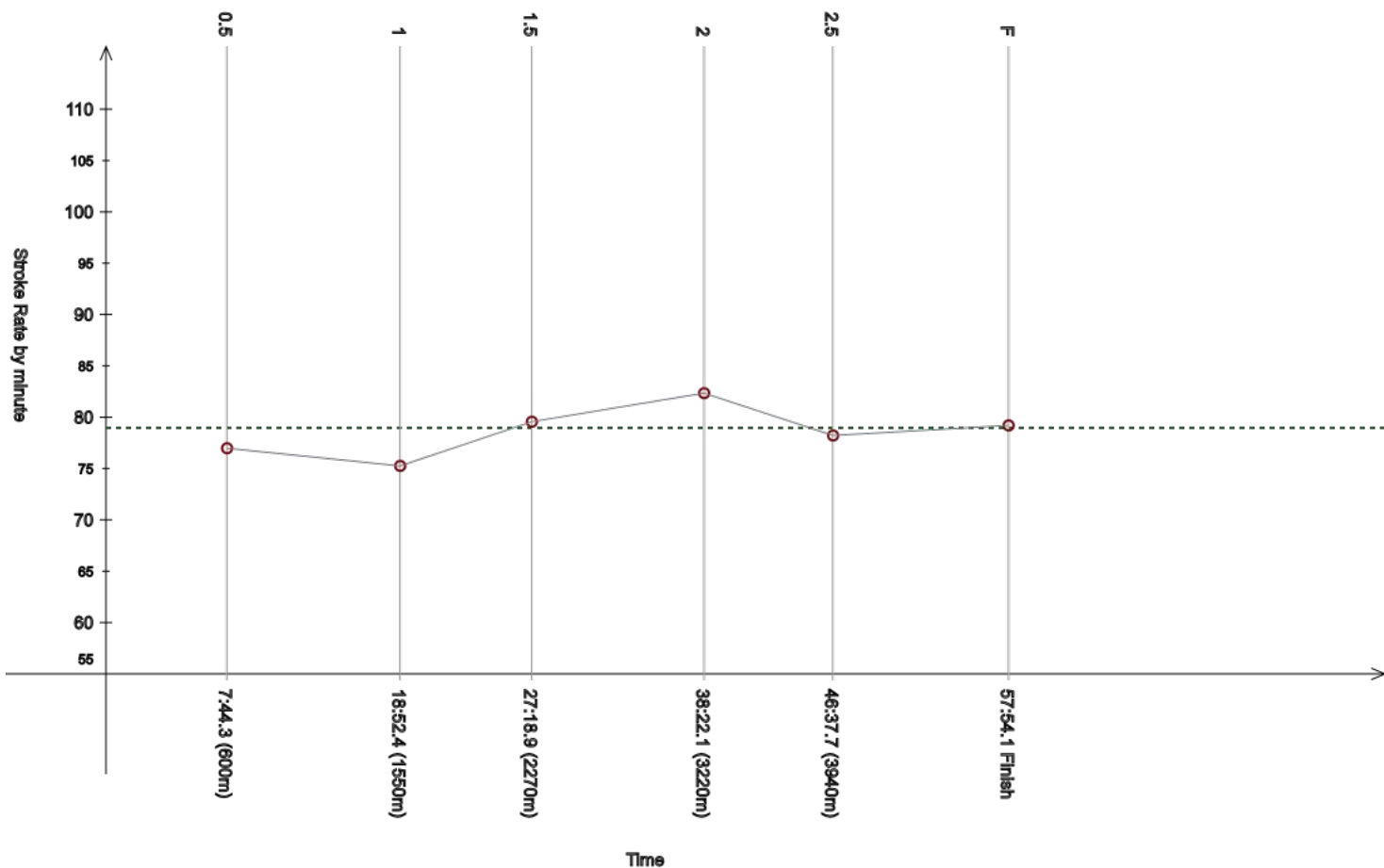
7 FEB 2024 - 10:30

Women's 5km

Race Analysis

Rank	Bib	Name	NAT Code	Finish Time	Gap
10	151	ANDRE Angelica	POR	57:54.1	+20.2

Lap	Time	Rank	Gap	SPM	Lap	Time	Rank	Gap	SPM	Lap	Time	Rank	Gap	SPM	SPM	STC
0.5	7:44.3	(38)	+18.6	77.0	1	18:52.4	(26)	+13.0	75.3	1.5	27:18.9	(28)	+25.4	79.6		
						11:08.1					8:26.5				79.0	4581
2	38:22.1	(17)	+17.6	82.3	2.5	46:37.7	(16)	+19.9	78.2	F	57:54.1	(10)	+20.2	79.2		
	11:03.2					8:15.6					11:16.4					



Legend:	----- Stroke Rate Average	+	Gap or time behind	F	Finish	SPM	Average strokes per minute
STC	Total strokes						

Official Timekeeping by OMEGA

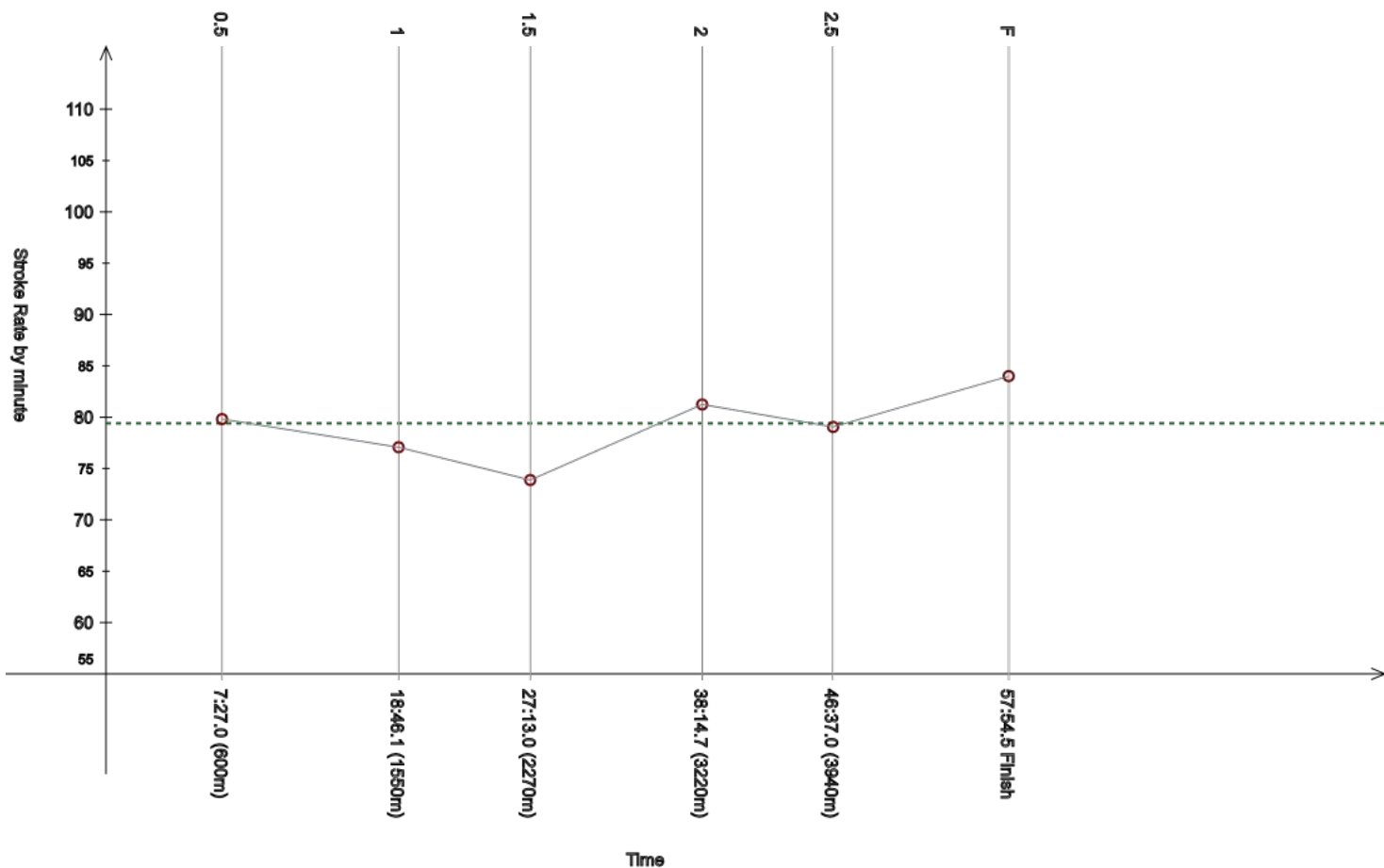
Event 103

7 FEB 2024 - 10:30

Women's 5km

Race Analysis

Rank	Bib	Name	NAT Code			Finish Time			Gap							
11	155	POU Lisa	MON			57:54.5			+20.6							
Lap	Time	Rank	Gap	SPM	Lap	Time	Rank	Gap	SPM	Lap	Time	Rank	Gap	SPM	SPM	STC
0.5	7:27.0	(4)	+1.3	79.8	1	18:46.1	(12)	+6.7	77.1	1.5	27:13.0	(17)	+19.5	73.9		
						11:19.1					8:26.9				79.4	4690
2	38:14.7	(14)	+10.2	81.2	2.5	46:37.0	(15)	+19.2	79.1	F	57:54.5	(11)	+20.6	84.0		
	11:01.7					8:22.3					11:17.5					



Legend:	----- Stroke Rate Average	+	Gap or time behind	F	Finish	SPM	Average strokes per minute
STC	Total strokes						

Official Timekeeping by OMEGA

Event 103

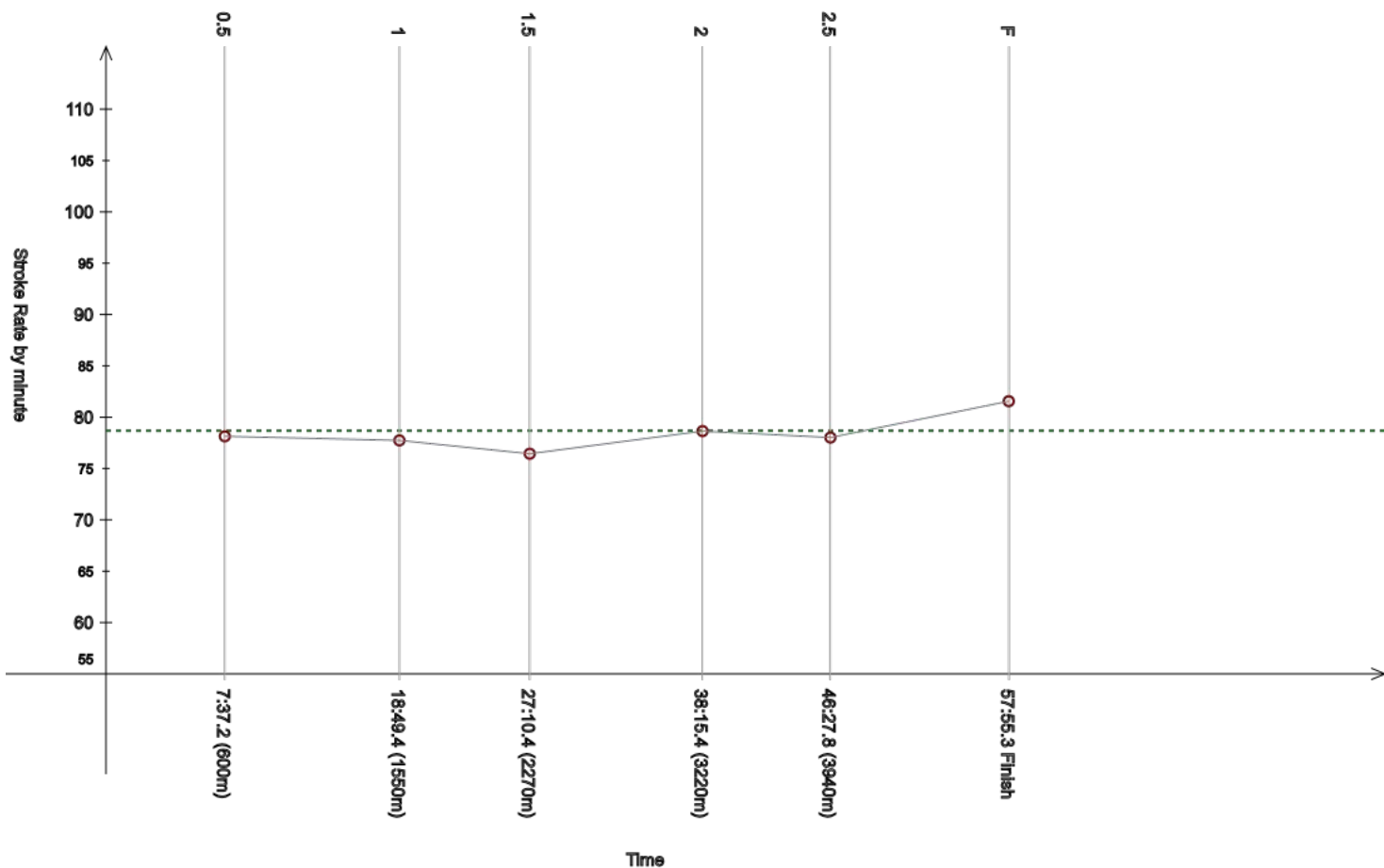
7 FEB 2024 - 10:30

Women's 5km

Race Analysis

Rank	Bib	Name	NAT Code	Finish Time	Gap
12	162	DENIGAN Mariah	USA	57:55.3	+21.4

Lap	Time	Rank	Gap	SPM	Lap	Time	Rank	Gap	SPM	Lap	Time	Rank	Gap	SPM	SPM	STC
0.5	7:37.2	(25)	+11.5	78.1	1	18:49.4	(21)	+10.0	77.7	1.5	27:10.4	(=14)	+16.9	76.4		
						11:12.2					8:21.0				78.7	4581
2	38:15.4	(15)	+10.9	78.6	2.5	46:27.8	(=6)	+10.0	78.0	F	57:55.3	(12)	+21.4	81.6		
	11:05.0					8:12.4					11:27.5					



Legend:	----- Stroke Rate Average	+	Gap or time behind	F	Finish	SPM	Average strokes per minute
STC	Total strokes						

Official Timekeeping by OMEGA

Event 103

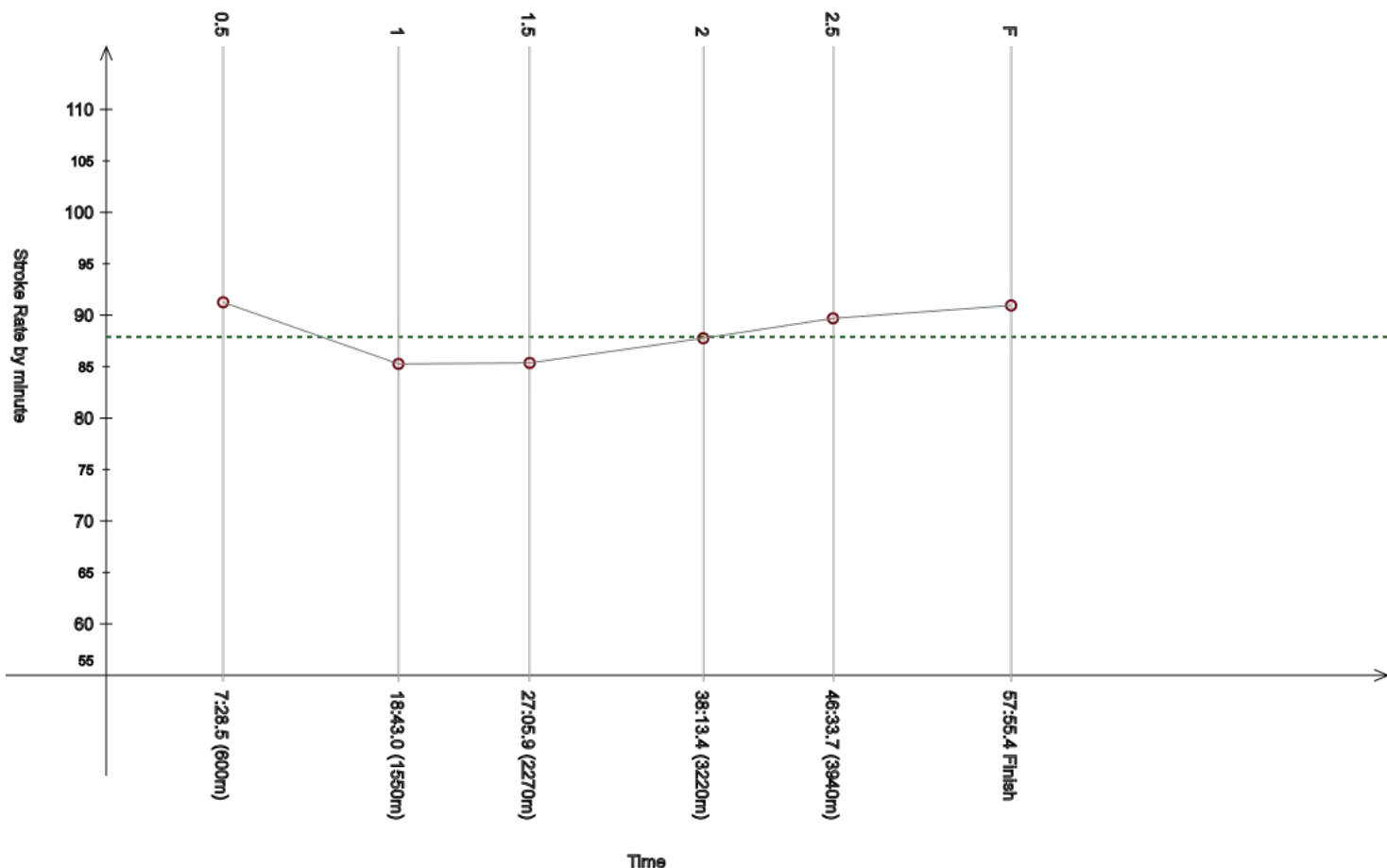
7 FEB 2024 - 10:30

Women's 5km

Race Analysis

Rank	Bib	Name	NAT Code	Finish Time	Gap
13	116	ROSA Mafalda	POR	57:55.4	+21.5

Lap	Time	Rank	Gap	SPM	Lap	Time	Rank	Gap	SPM	Lap	Time	Rank	Gap	SPM	SPM	STC
0.5	7:28.5	(7)	+2.8	91.3	1	18:43.0	(6)	+3.6	85.3	1.5	27:05.9	(=9)	+12.4	85.4		
						11:14.5					8:22.9				87.9	5444
2	38:13.4	(=10)	+8.9	87.8	2.5	46:33.7	(14)	+15.9	89.7	F	57:55.4	(13)	+21.5	91.0		
	11:07.5					8:20.3					11:21.7					



Legend:	----- Stroke Rate Average	+	Gap or time behind	F	Finish	SPM	Average strokes per minute
STC	Total strokes						

Official Timekeeping by OMEGA

Event 103

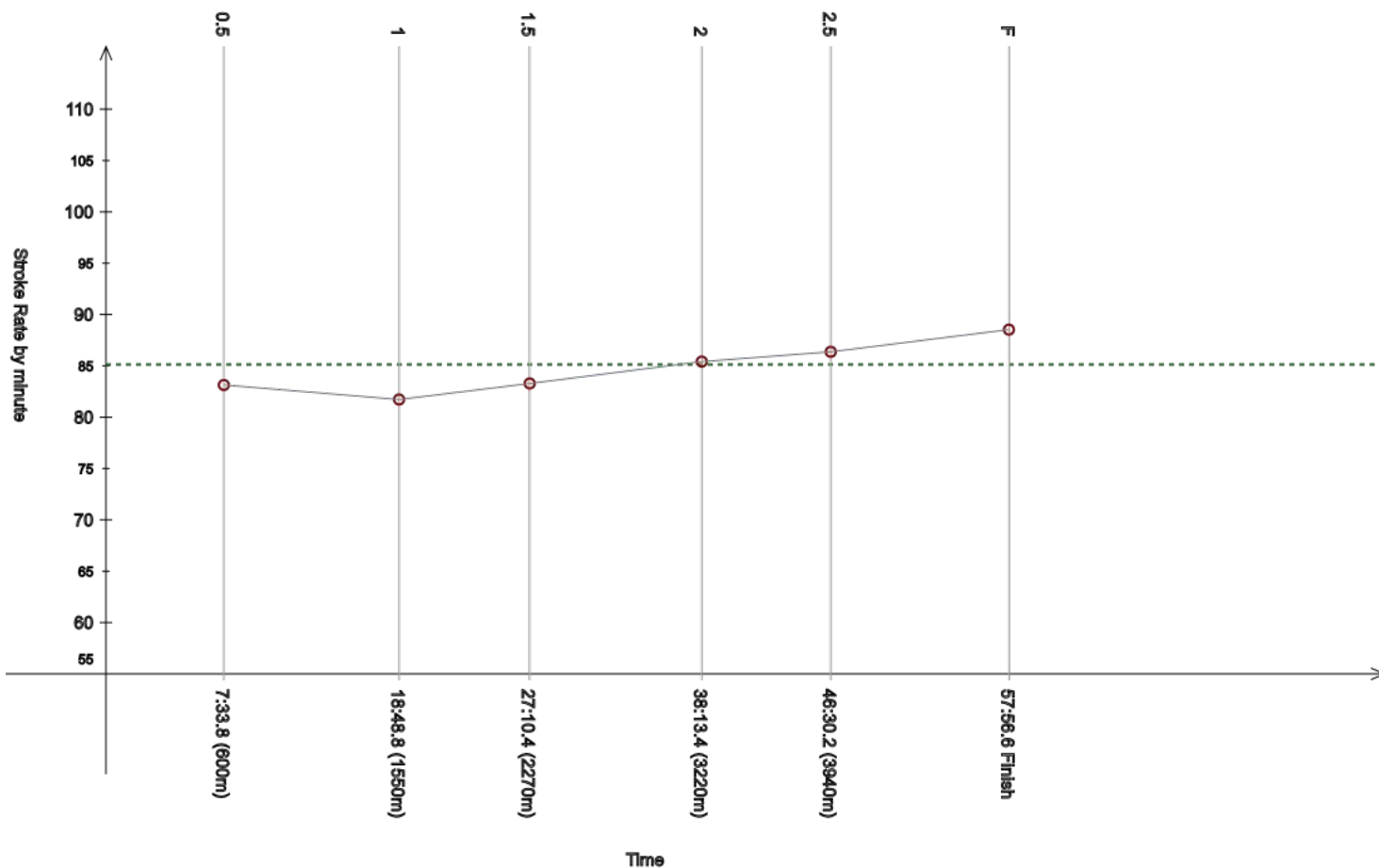
7 FEB 2024 - 10:30

Women's 5km

Race Analysis

Rank	Bib	Name	NAT Code			Finish Time	Gap
14	144	BECK Leonie	GER			57:56.6	+22.7

Lap	Time	Rank	Gap	SPM	Lap	Time	Rank	Gap	SPM	Lap	Time	Rank	Gap	SPM	SPM	STC
0.5	7:33.8	(15)	+8.1	83.1	1	18:48.8	(18)	+9.4	81.7	1.5	27:10.4	(=14)	+16.9	83.3		
						11:15.0					8:21.6				85.1	4915
2	38:13.4	(=10)	+8.9	85.4	2.5	46:30.2	(10)	+12.4	86.4	F	57:56.6	(14)	+22.7	88.5		
	11:03.0					8:16.8					11:26.4					



Legend:	----- Stroke Rate Average	+	Gap or time behind	F	Finish	SPM	Average strokes per minute
STC	Total strokes						

Official Timekeeping by OMEGA

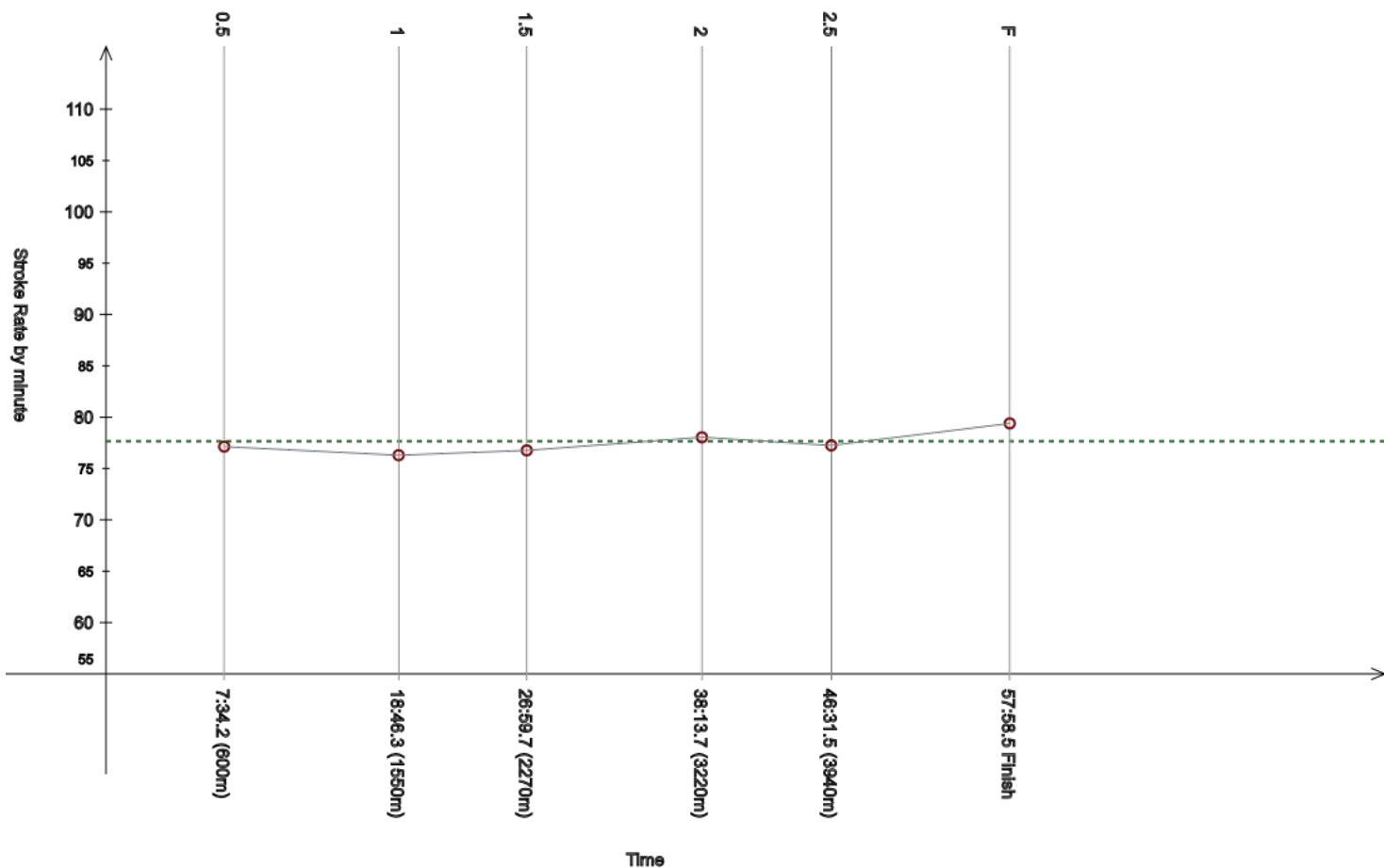
Event 103

7 FEB 2024 - 10:30

Women's 5km

Race Analysis

Rank	Bib	Name	NAT Code					Finish Time	Gap							
15	107	POZZOBON Barbara	ITA					57:58.5	+24.6							
Lap	Time	Rank	Gap	SPM	Lap	Time	Rank	Gap	SPM	Lap	Time	Rank	Gap	SPM	SPM	STC
0.5	7:34.2	(17)	+8.5	77.1	1	18:46.3	(=13)	+6.9	76.3	1.5	26:59.7	(5)	+6.2	76.8		
						11:12.1					8:13.4				77.7	4504
2	38:13.7	(13)	+9.2	78.0	2.5	46:31.5	(11)	+13.7	77.3	F	57:58.5	(15)	+24.6	79.4		
	11:14.0					8:17.8					11:27.0					



Legend:	----- Stroke Rate Average	+	Gap or time behind	F	Finish	SPM	Average strokes per minute
STC	Total strokes						

Official Timekeeping by OMEGA

Event 103

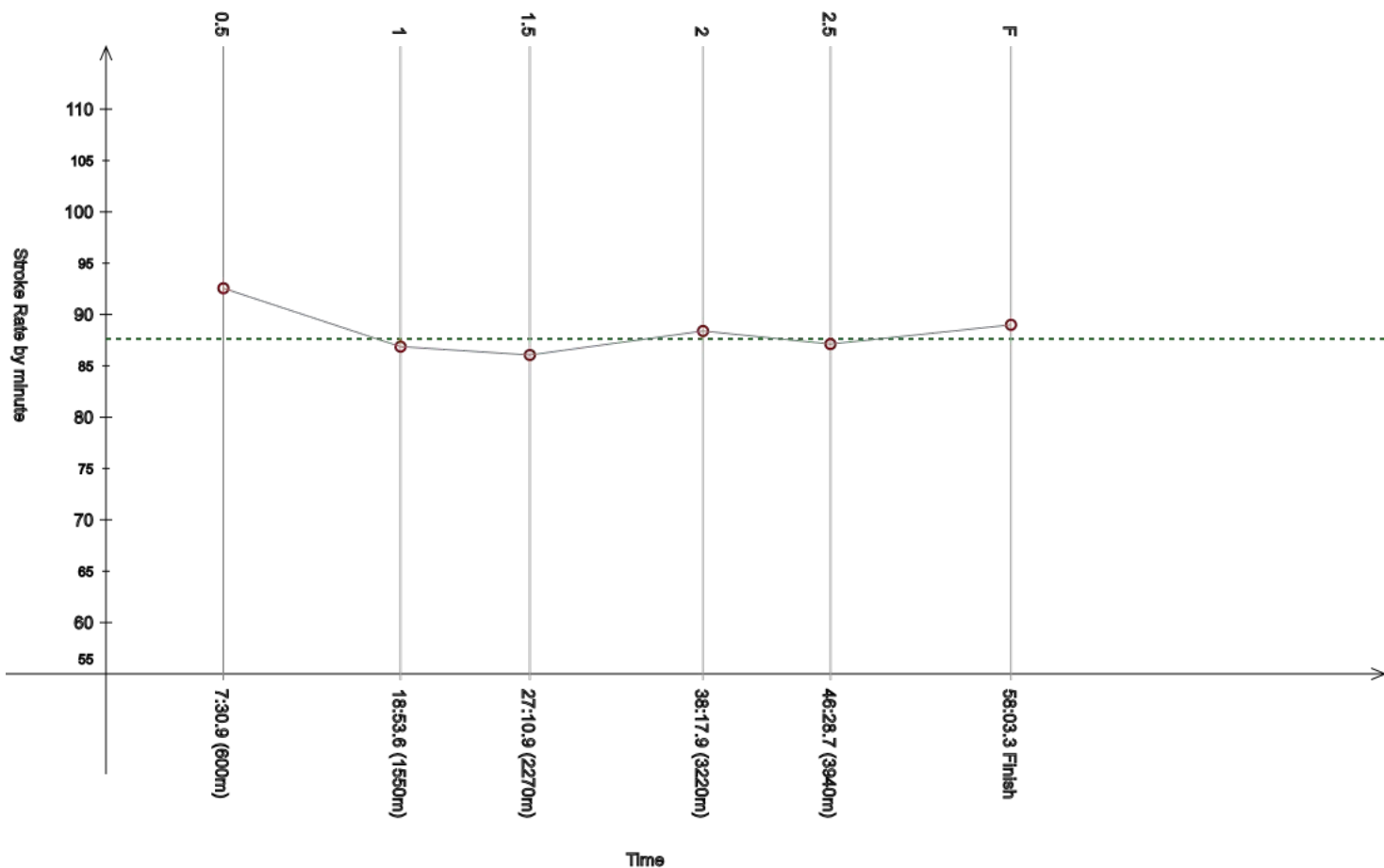
7 FEB 2024 - 10:30

Women's 5km

Race Analysis

Rank	Bib	Name	NAT Code	Finish Time	Gap
16	108	SPIWOKS Jeannette	GER	58:03.3	+29.4

Lap	Time	Rank	Gap	SPM	Lap	Time	Rank	Gap	SPM	Lap	Time	Rank	Gap	SPM	SPM	STC
0.5	7:30.9	(12)	+5.2	92.6	1	18:53.6	(28)	+14.2	86.9	1.5	27:10.9	(16)	+17.4	86.1		
						11:22.7					8:17.3				87.6	5084
2	38:17.9	(16)	+13.4	88.4	2.5	46:28.7	(9)	+10.9	87.1	F	58:03.3	(16)	+29.4	89.0		
	11:07.0					8:10.8					11:34.6					



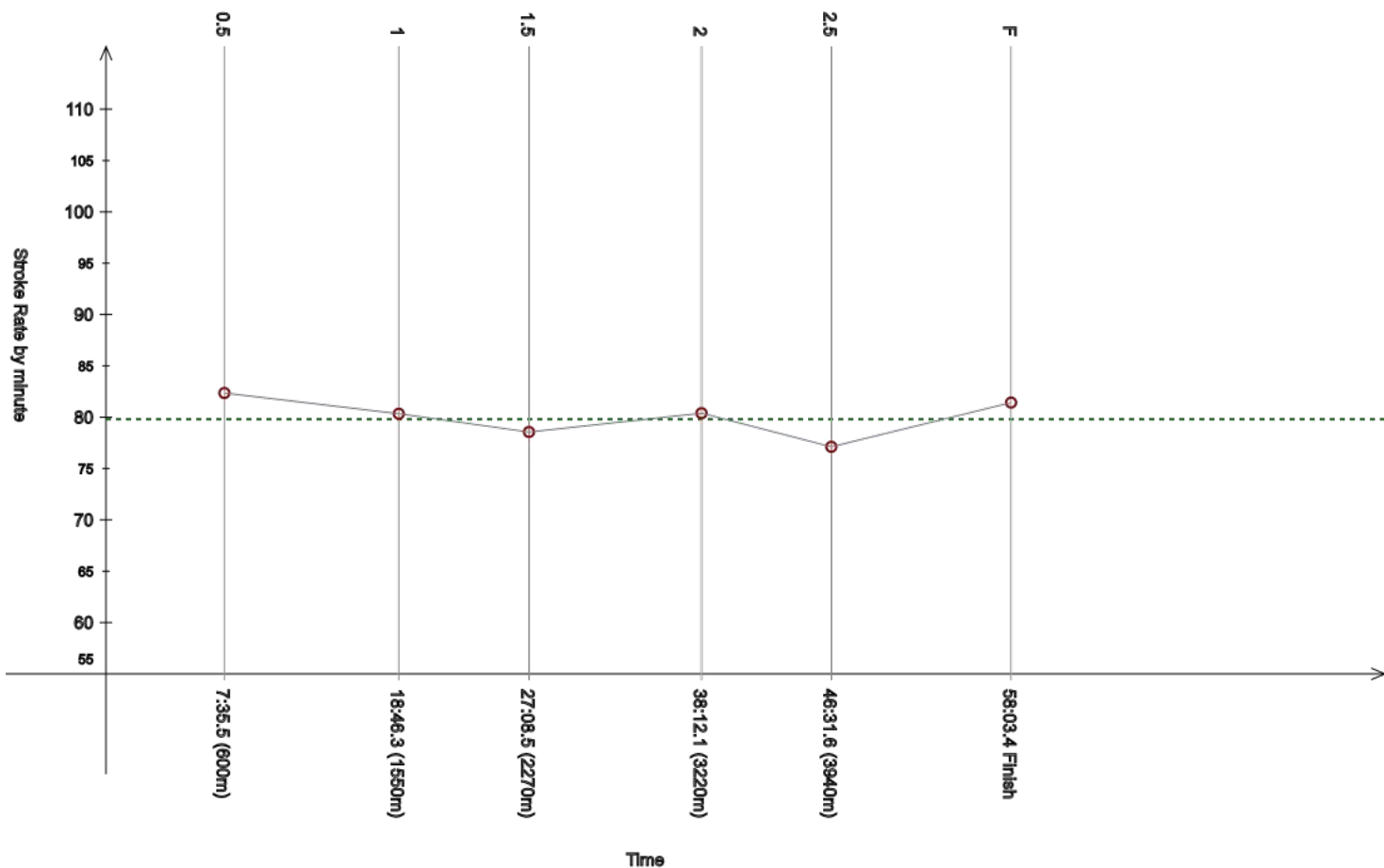
Legend:	-----	Stroke Rate Average	+	Gap or time behind	F	Finish	SPM	Average strokes per minute
STC		Total strokes						

Official Timekeeping by OMEGA

Race Analysis

Rank	Bib	Name	NAT Code	Finish Time	Gap
17	153	SANCHEZ LORA Candela	ESP	58:03.4	+29.5

Lap	Time	Rank	Gap	SPM	Lap	Time	Rank	Gap	SPM	Lap	Time	Rank	Gap	SPM	SPM	STC
0.5	7:35.5	(22)	+9.8	82.4	1	18:46.3	(=13)	+6.9	80.3	1.5	27:08.5	(12)	+15.0	78.6		
						11:10.8					8:22.2				79.8	4659
2	38:12.1	(9)	+7.6	80.4	2.5	46:31.6	(12)	+13.8	77.1	F	58:03.4	(17)	+29.5	81.4		
	11:03.6					8:19.5					11:31.8					



Legend:	----- Stroke Rate Average	+	Gap or time behind	F	Finish	SPM	Average strokes per minute
STC	Total strokes						

Official Timekeeping by OMEGA

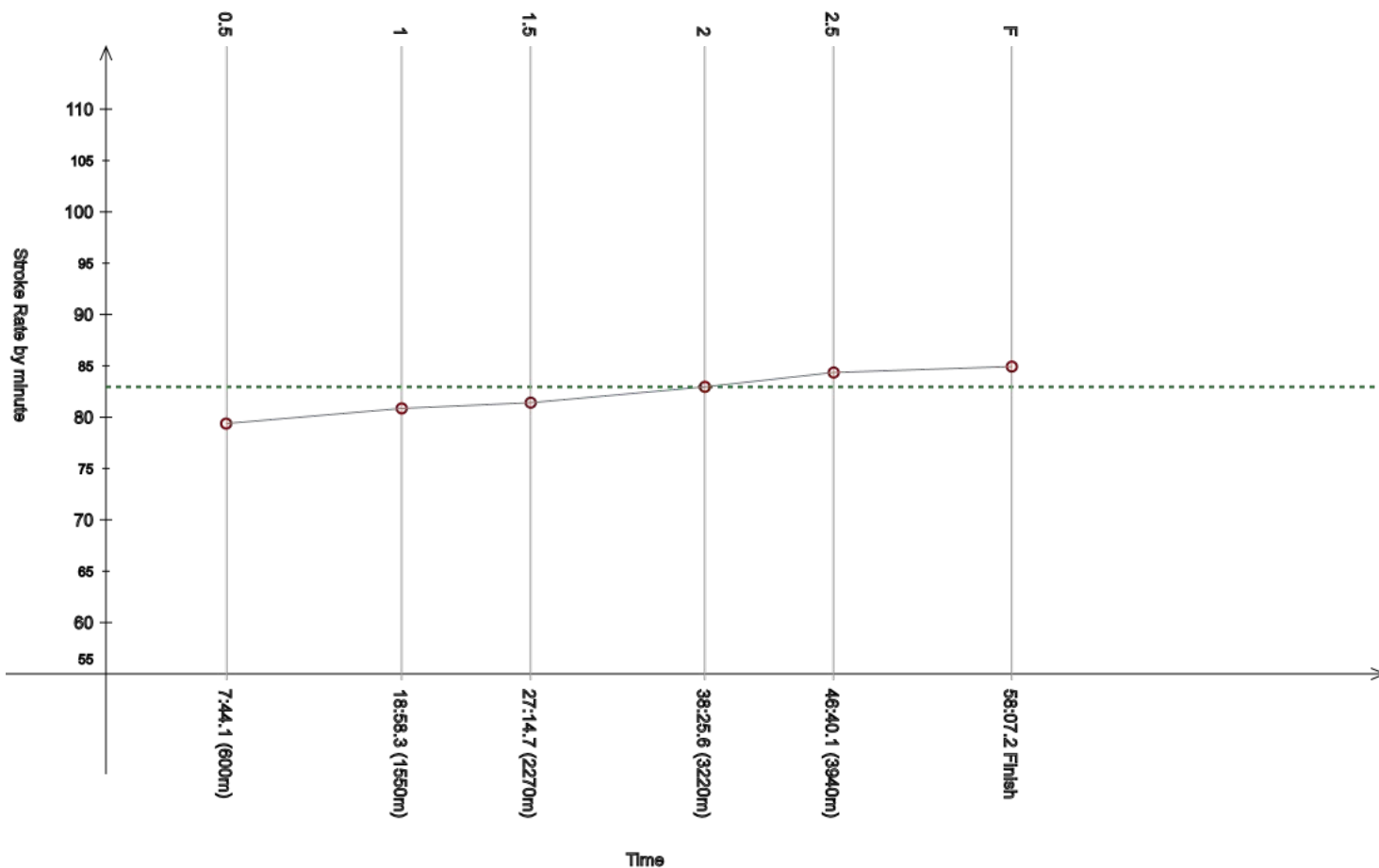
Event 103

7 FEB 2024 - 10:30

Women's 5km

Race Analysis

Rank	Bib	Name	NAT Code					Finish Time	Gap							
18	125	XIN Xin	CHN					58:07.2	+33.3							
Lap	Time	Rank	Gap	SPM	Lap	Time	Rank	Gap	SPM	Lap	Time	Rank	Gap	SPM	SPM	STC
0.5	7:44.1	(=34)	+18.4	79.4	1	18:58.3	(34)	+18.9	80.9	1.5	27:14.7	(19)	+21.2	81.4		
						11:14.2					8:16.4				83.0	4839
2	38:25.6	(18)	+21.1	83.0	2.5	46:40.1	(17)	+22.3	84.4	F	58:07.2	(18)	+33.3	84.9		
	11:10.9					8:14.5					11:27.1					



Legend:	----- Stroke Rate Average	+	Gap or time behind	F	Finish	SPM	Average strokes per minute
STC	Total strokes						

Official Timekeeping by OMEGA

Event 103

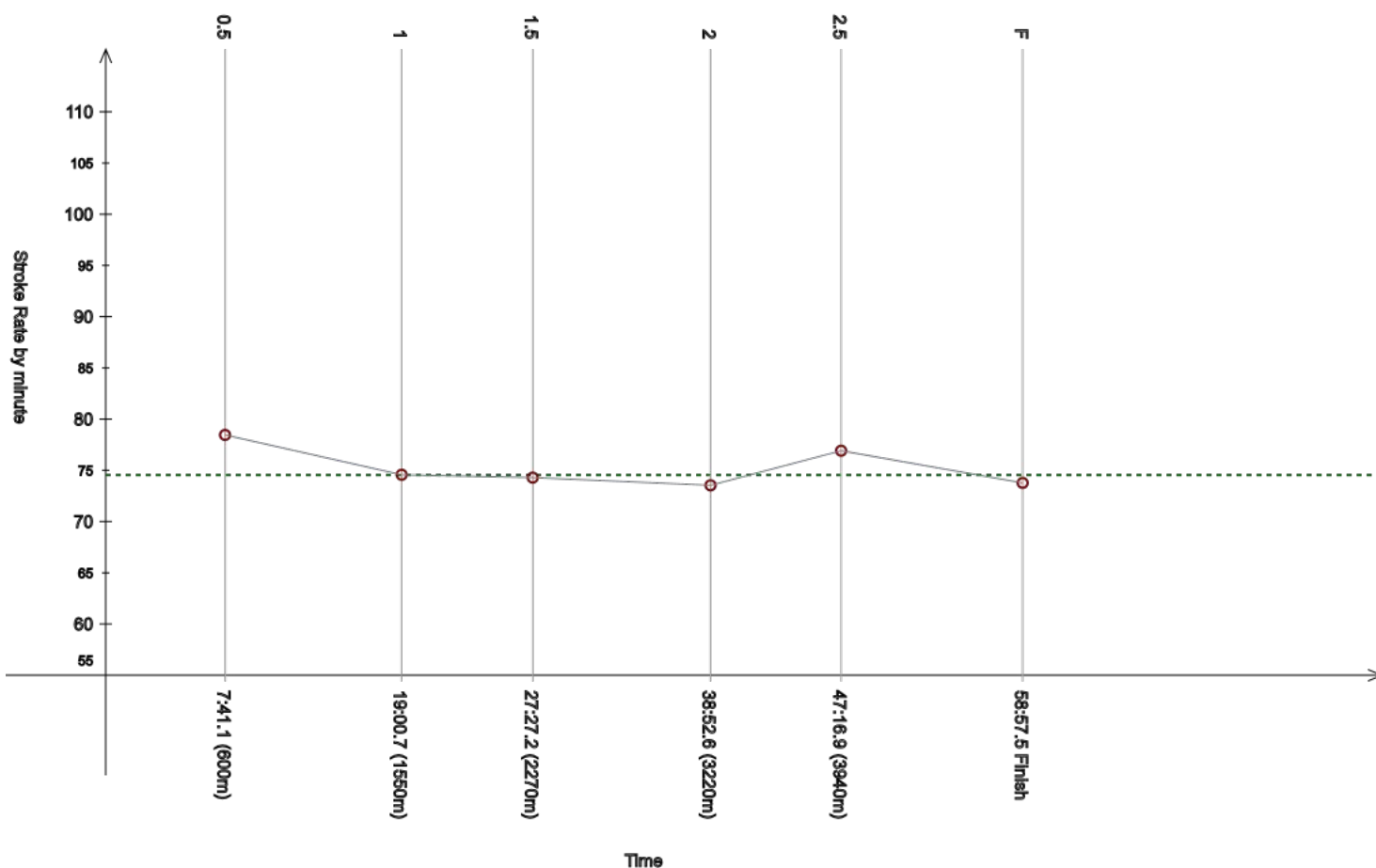
7 FEB 2024 - 10:30

Women's 5km

Race Analysis

Rank	Bib	Name	NAT Code	Finish Time	Gap
19	135	MAO Yihan	CHN	58:57.5	+1:23.6

Lap	Time	Rank	Gap	SPM	Lap	Time	Rank	Gap	SPM	Lap	Time	Rank	Gap	SPM	SPM	STC
0.5	7:41.1	(=29)	+15.4	78.5	1	19:00.7	(37)	+21.3	74.6	1.5	27:27.2	(36)	+33.7	74.3		
						11:19.6					8:26.5				74.5	4395
2	38:52.6	(36)	+48.1	73.5	2.5	47:16.9	(=26)	+59.1	76.9	F	58:57.5	(19)	++	73.8		
	11:25.4					8:24.3					11:40.6					

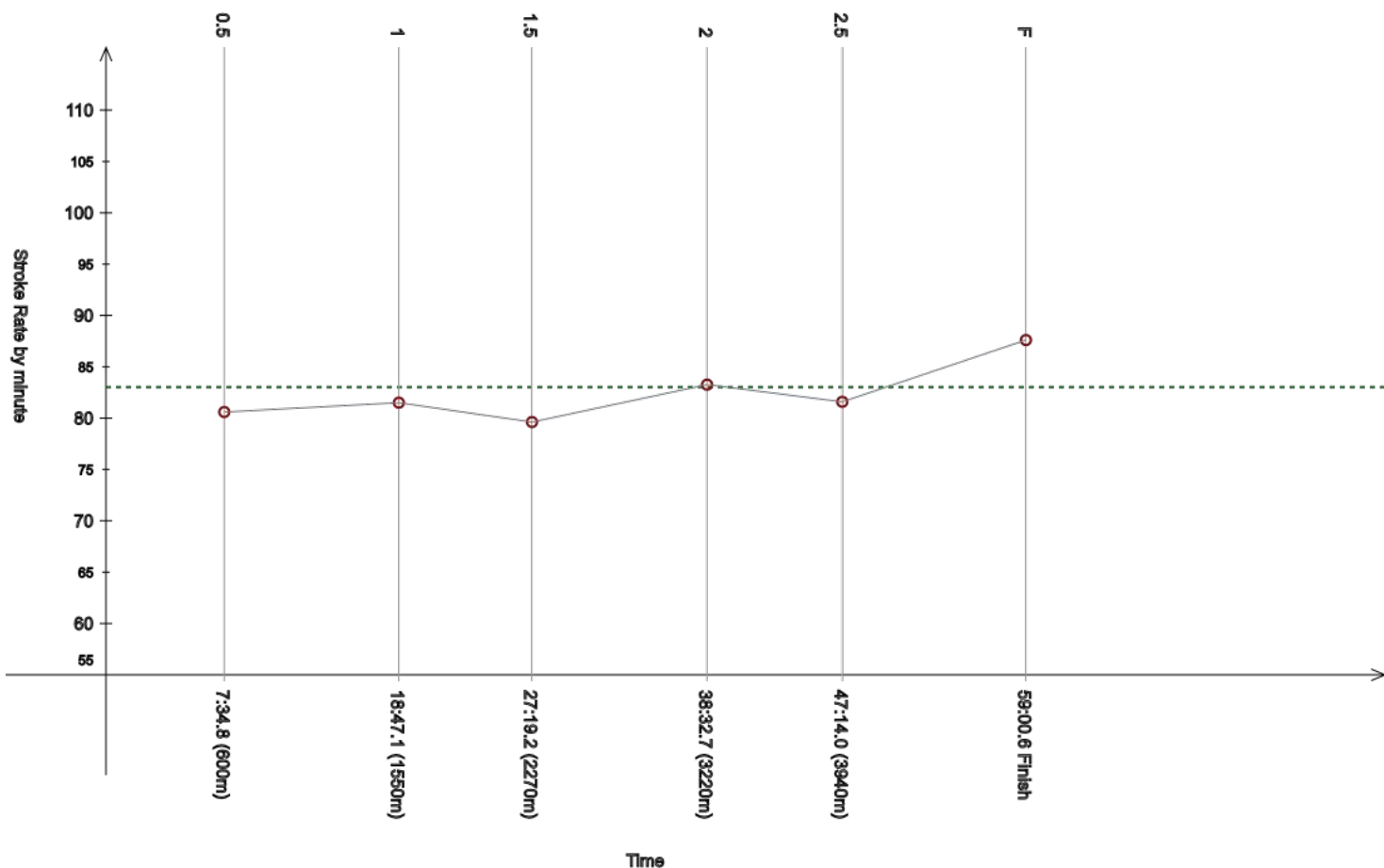


Legend:			
---	Stroke Rate Average	+	Gap or time behind
++	One minute or more behind in split time	F	Finish
SPM	Average strokes per minute	STC	Total strokes

Official Timekeeping by OMEGA

Race Analysis

Rank	Bib	Name	NAT Code			Finish Time			Gap							
20	131	SZIMCSAK Mira	HUN			59:00.6			+1:26.7							
Lap	Time	Rank	Gap	SPM	Lap	Time	Rank	Gap	SPM	Lap	Time	Rank	Gap	SPM	SPM	STC
0.5	7:34.8	(20)	+9.1	80.6	1	18:47.1	(15)	+7.7	81.5	1.5	27:19.2	(29)	+25.7	79.6		
						11:12.3					8:32.1				83.0	4878
2	38:32.7	(20)	+28.2	83.3	2.5	47:14.0	(23)	+56.2	81.6	F	59:00.6	(20)	++	87.6		
	11:13.5					8:41.3					11:46.6					



Legend:			
---	Stroke Rate Average	+	Gap or time behind
++	One minute or more behind in split time	F	Finish
SPM	Average strokes per minute	STC	Total strokes

Official Timekeeping by OMEGA

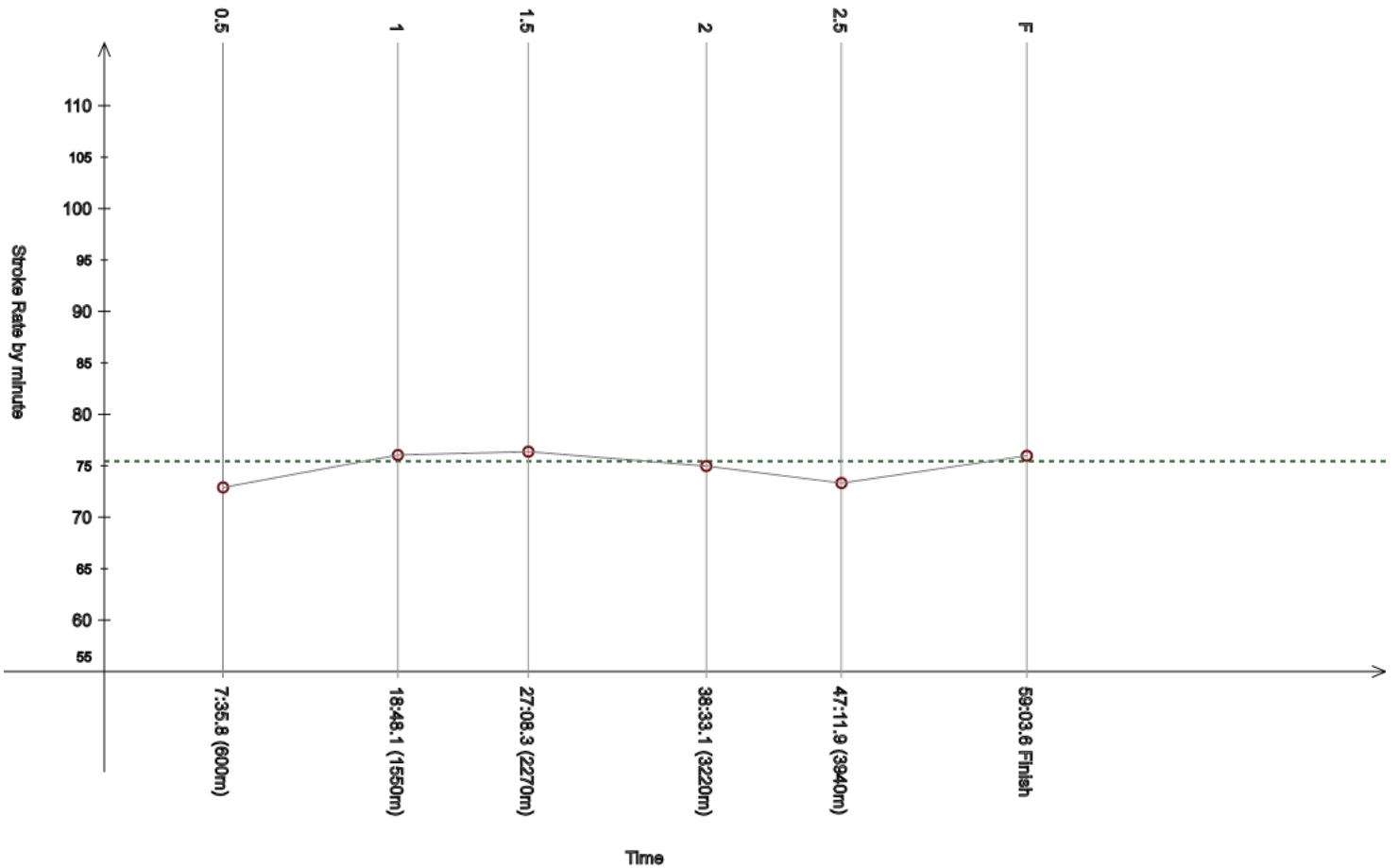
Event 103
7 FEB 2024 - 10:30

Women's 5km

Race Analysis

Rank	Bib	Name	NAT Code	Finish Time	Gap
21	157	SANDOVAL Martha	MEX	59:03.6	+1:29.7

Lap	Time	Rank	Gap	SPM	Lap	Time	Rank	Gap	SPM	Lap	Time	Rank	Gap	SPM	SPM	STC
0.5	7:35.8	(23)	+10.1	72.9	1	18:48.1	(16)	+8.7	76.0	1.5	27:08.3	(11)	+14.8	76.4		
						11:12.3					8:20.2				75.4	4459
2	38:33.1	(21)	+28.6	75.0	2.5	47:11.9	(21)	+54.1	73.3	F	59:03.6	(21)	++	76.0		
	11:24.8					8:38.8					11:51.7					



Legend:			
---	Stroke Rate Average	+	Gap or time behind
++	One minute or more behind in split time	F	Finish
SPM	Average strokes per minute	STC	Total strokes

Official Timekeeping by OMEGA

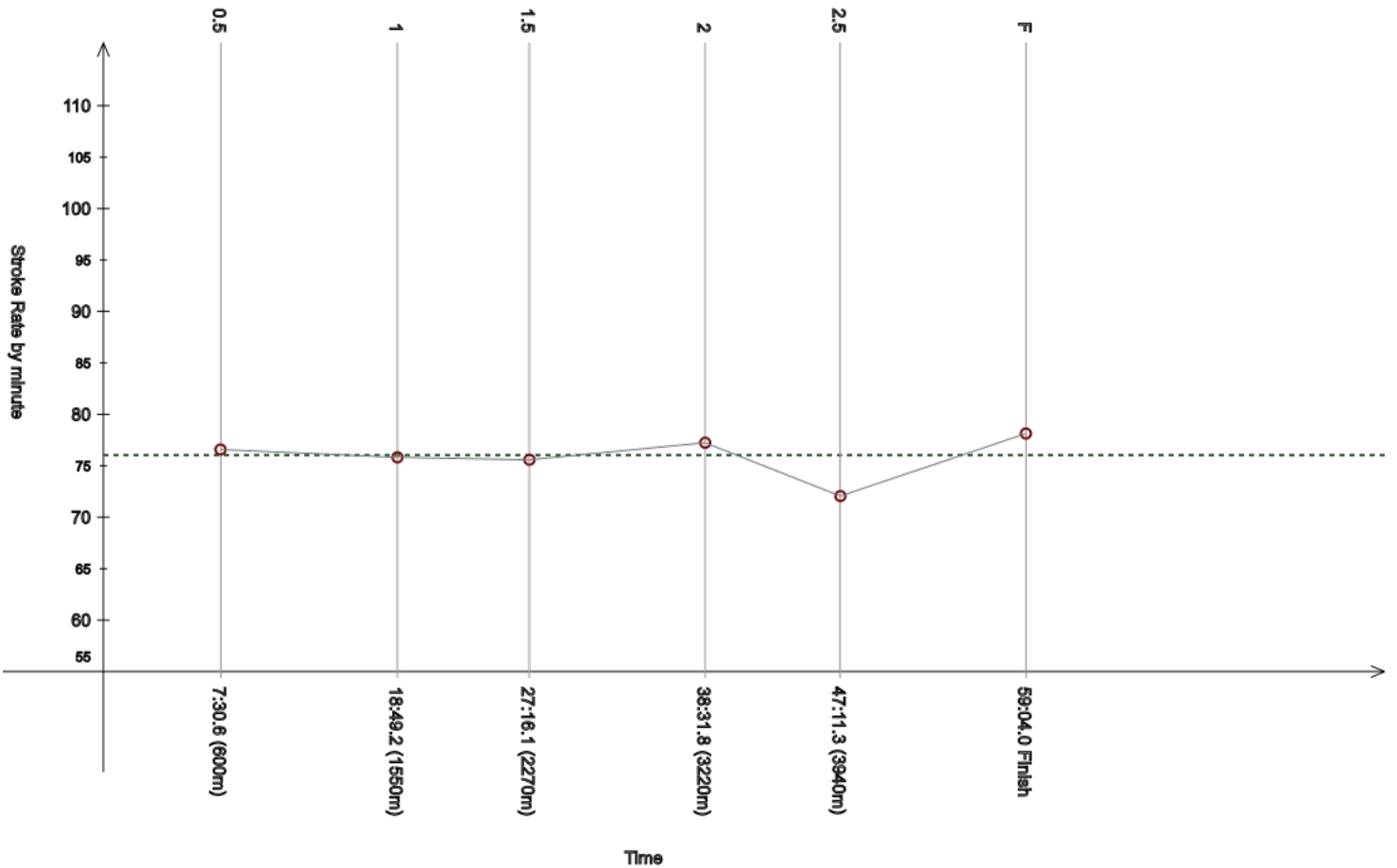
Event 103
7 FEB 2024 - 10:30

Women's 5km

Race Analysis

Rank	Bib	Name	NAT Code	Finish Time	Gap
22	134	de JAGER Amica	RSA	59:04.0	+1:30.1

Lap	Time	Rank	Gap	SPM	Lap	Time	Rank	Gap	SPM	Lap	Time	Rank	Gap	SPM	SPM	STC
0.5	7:30.6	(=9)	+4.9	76.6	1	18:49.2	(=19)	+9.8	75.8	1.5	27:16.1	(20)	+22.6	75.6		
						11:18.6					8:26.9				76.0	4522
2	38:31.8	(19)	+27.3	77.2	2.5	47:11.3	(20)	+53.5	72.1	F	59:04.0	(22)	++	78.1		
	11:15.7					8:39.5					11:52.7					



Legend:			
---	Stroke Rate Average	+	Gap or time behind
++	One minute or more behind in split time	F	Finish
SPM	Average strokes per minute	STC	Total strokes

Official Timekeeping by OMEGA

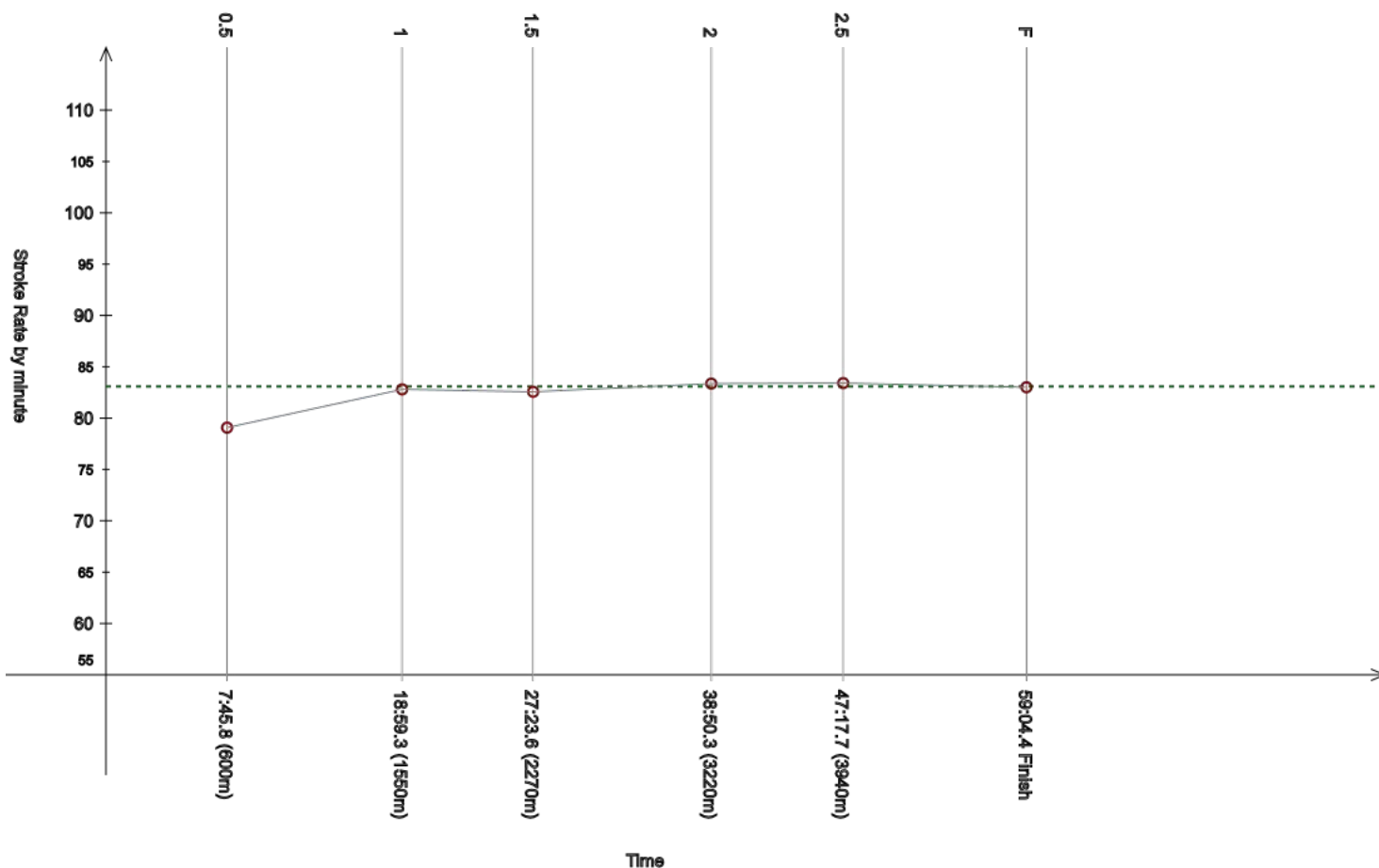
Event 103

7 FEB 2024 - 10:30

Women's 5km

Race Analysis

Rank	Bib	Name	NAT Code			Finish Time			Gap							
23	124	FINLIN Emma	CAN			59:04.4			+1:30.5							
Lap	Time	Rank	Gap	SPM	Lap	Time	Rank	Gap	SPM	Lap	Time	Rank	Gap	SPM	SPM	STC
0.5	7:45.8	(40)	+20.1	79.1	1	18:59.3	(35)	+19.9	82.8	1.5	27:23.6	(34)	+30.1	82.6		
						11:13.5					8:24.3				83.1	4923
2	38:50.3	(31)	+45.8	83.4	2.5	47:17.7	(28)	+59.9	83.4	F	59:04.4	(23)	++	83.0		
	11:26.7					8:27.4					11:46.7					



Legend:			
---	Stroke Rate Average	+	Gap or time behind
++	One minute or more behind in split time	F	Finish
SPM	Average strokes per minute	STC	Total strokes

Official Timekeeping by OMEGA

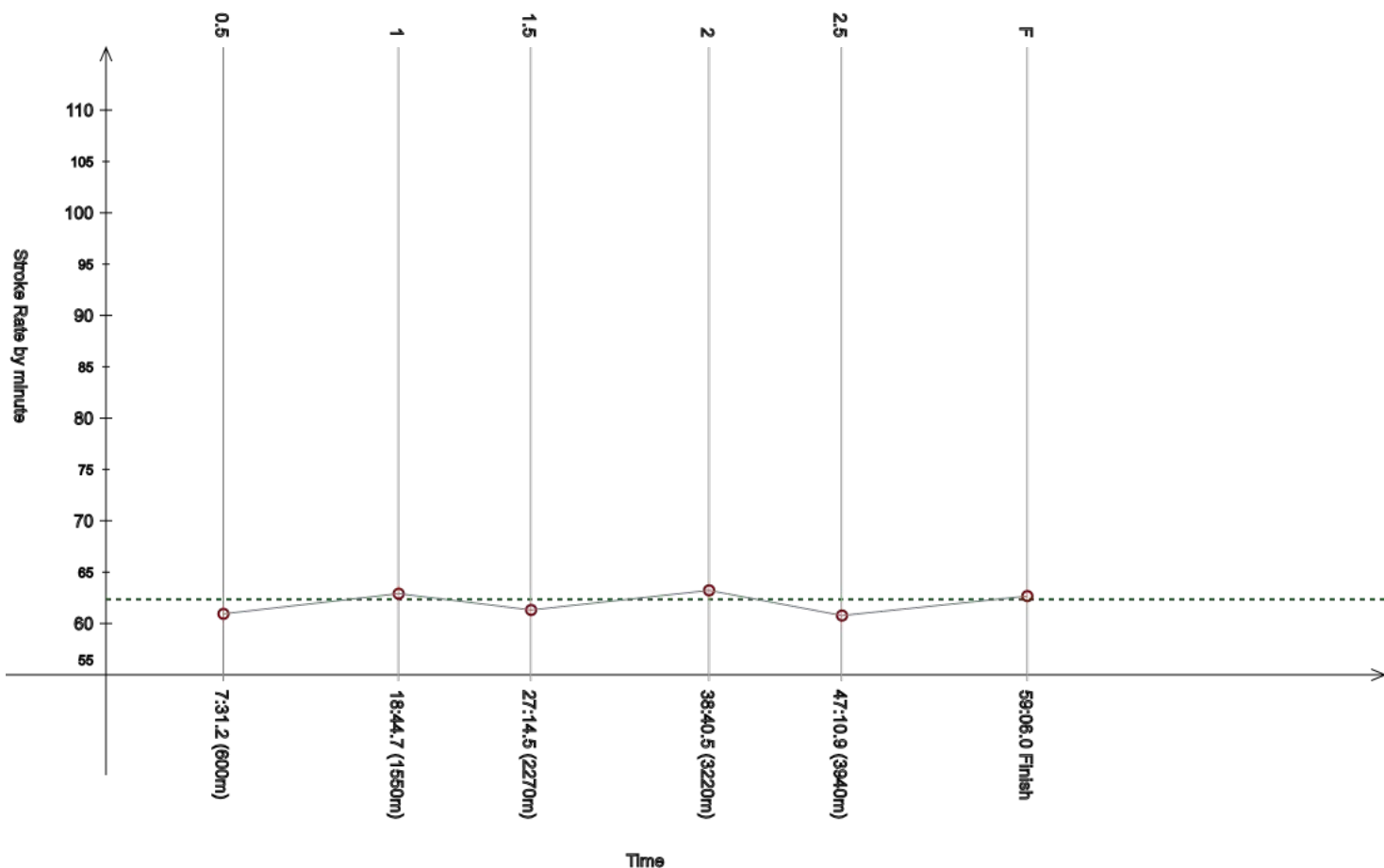
Event 103

7 FEB 2024 - 10:30

Women's 5km

Race Analysis

Rank	Bib	Name	NAT Code					Finish Time	Gap							
24	152	CRISP Bianca	AUS					59:06.0	+1:32.1							
Lap	Time	Rank	Gap	SPM	Lap	Time	Rank	Gap	SPM	Lap	Time	Rank	Gap	SPM	SPM	STC
0.5	7:31.2	(14)	+5.5	60.9	1	18:44.7	(=7)	+5.3	62.9	1.5	27:14.5	(18)	+21.0	61.3		
						11:13.5					8:29.8				62.3	3687
2	38:40.5	(25)	+36.0	63.2	2.5	47:10.9	(19)	+53.1	60.8	F	59:06.0	(24)	++	62.7		
	11:26.0					8:30.4					11:55.1					



Legend:			
---	Stroke Rate Average	+	Gap or time behind
++	One minute or more behind in split time	F	Finish
SPM	Average strokes per minute	STC	Total strokes

Official Timekeeping by OMEGA

Event 103

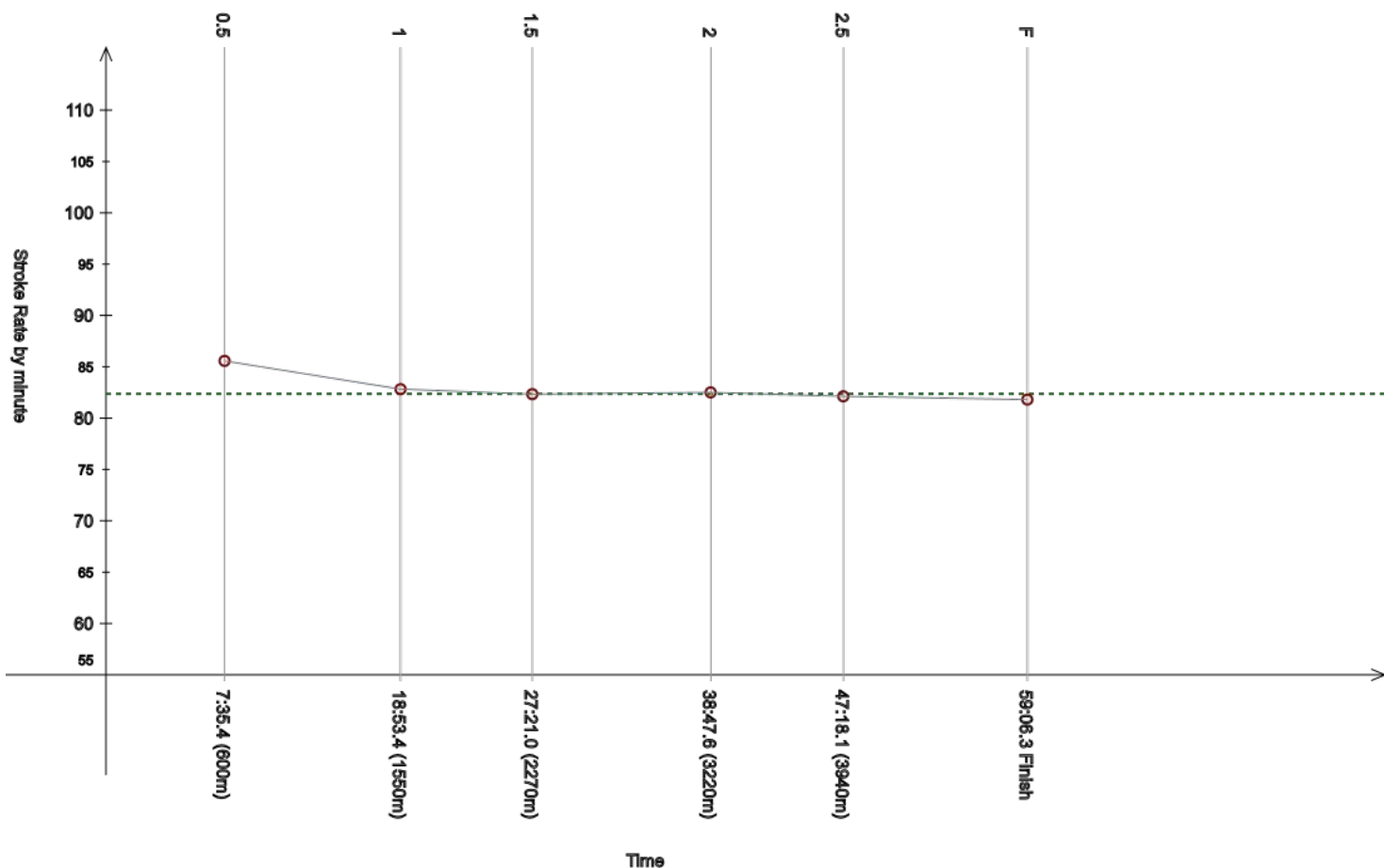
7 FEB 2024 - 10:30

Women's 5km

Race Analysis

Rank	Bib	Name	NAT Code	Finish Time	Gap
25	156	EARLE Tory	RSA	59:06.3	+1:32.4

Lap	Time	Rank	Gap	SPM	Lap	Time	Rank	Gap	SPM	Lap	Time	Rank	Gap	SPM	SPM	STC
0.5	7:35.4	(21)	+9.7	85.6	1	18:53.4	(27)	+14.0	82.8	1.5	27:21.0	(32)	+27.5	82.3		
						11:18.0					8:27.6				82.4	4879
2	38:47.6	(29)	+43.1	82.5	2.5	47:18.1	(31)	++	82.1	F	59:06.3	(25)	++	81.8		
	11:26.6					8:30.5					11:48.2					



Legend:			
---	Stroke Rate Average	+	Gap or time behind
++	One minute or more behind in split time	F	Finish
SPM	Average strokes per minute	STC	Total strokes

Official Timekeeping by OMEGA

Event 103

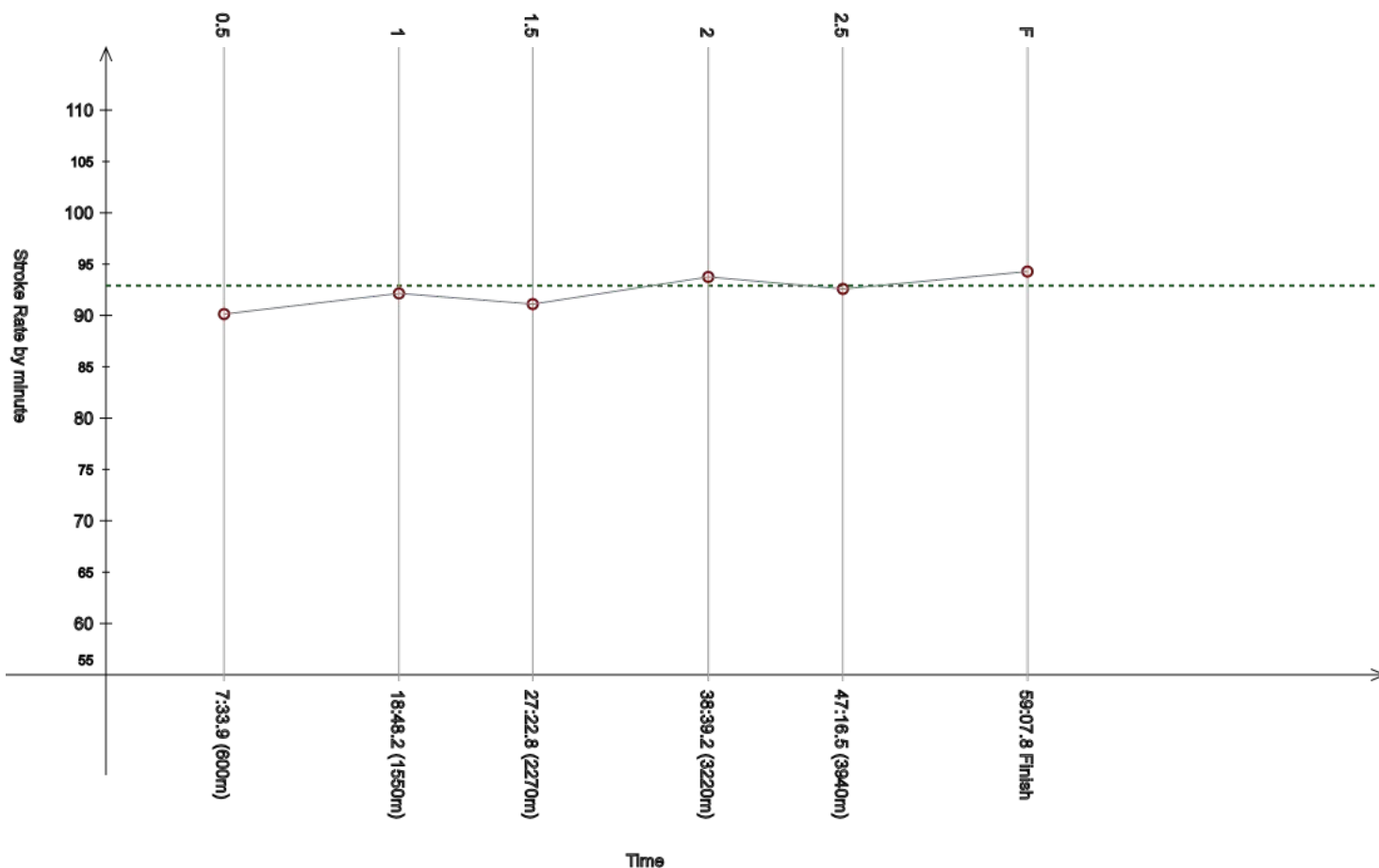
7 FEB 2024 - 10:30

Women's 5km

Race Analysis

Rank	Bib	Name	NAT Code			Finish Time	Gap
26	113	ERDOGAN Tuna	TUR			59:07.8	+1:33.9

Lap	Time	Rank	Gap	SPM	Lap	Time	Rank	Gap	SPM	Lap	Time	Rank	Gap	SPM	SPM	STC
0.5	7:33.9	(16)	+8.2	90.1	1	18:48.2	(17)	+8.8	92.2	1.5	27:22.8	(33)	+29.3	91.1		
						11:14.3					8:34.6				92.9	5636
2	38:39.2	(24)	+34.7	93.8	2.5	47:16.5	(25)	+58.7	92.6	F	59:07.8	(26)	++	94.3		
	11:16.4					8:37.3					11:51.3					



Legend:			
---	Stroke Rate Average	+	Gap or time behind
++	One minute or more behind in split time	F	Finish
SPM	Average strokes per minute	STC	Total strokes

Official Timekeeping by OMEGA

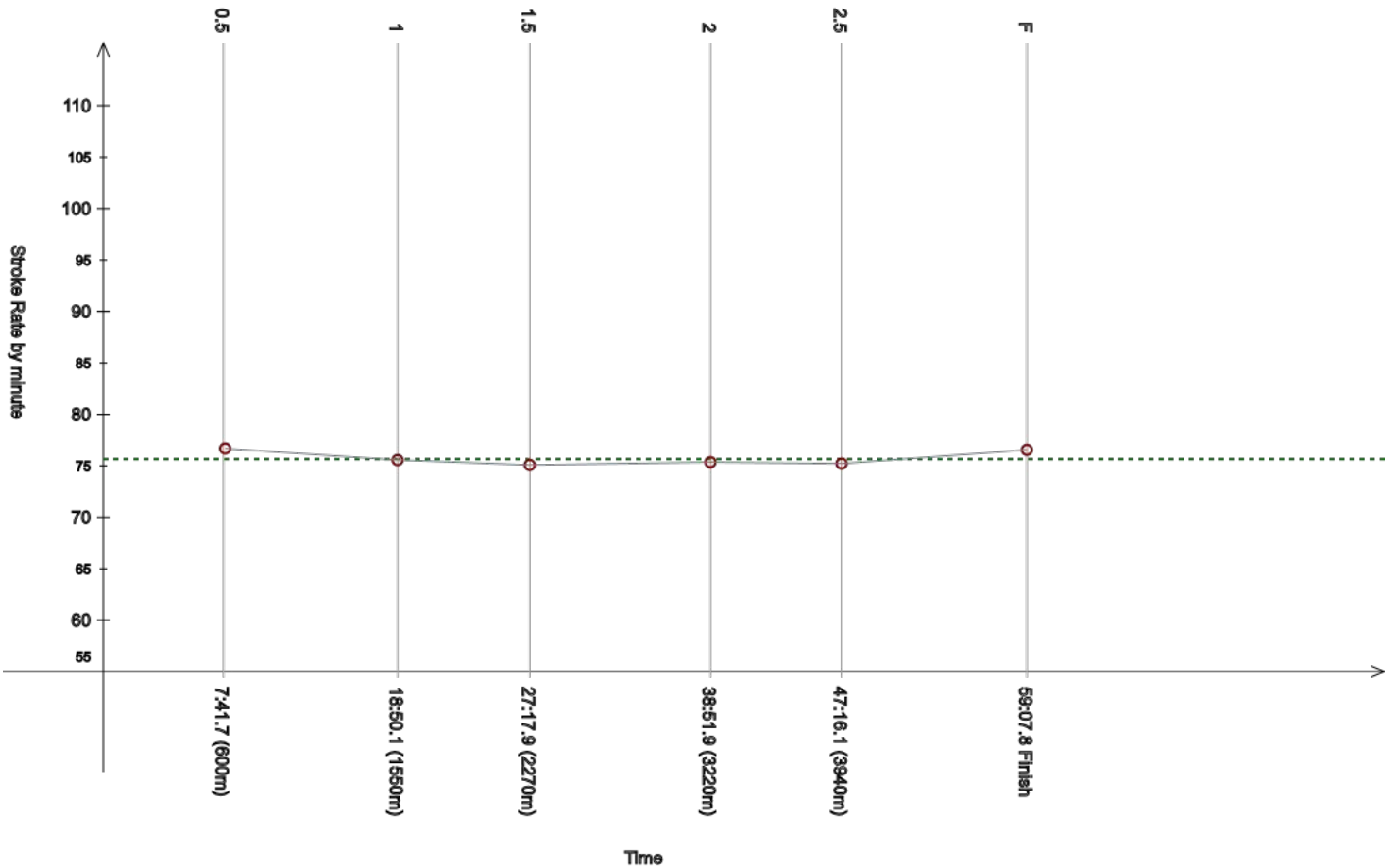
Event 103
7 FEB 2024 - 10:30

Women's 5km

Race Analysis

Rank	Bib	Name	NAT Code			Finish Time	Gap
27	149	BENESOVA Alena	CZE			59:07.8	+1:33.9

Lap	Time	Rank	Gap	SPM	Lap	Time	Rank	Gap	SPM	Lap	Time	Rank	Gap	SPM	SPM	STC
0.5	7:41.7	(31)	+16.0	76.7	1	18:50.1	(22)	+10.7	75.6	1.5	27:17.9	(24)	+24.4	75.1		
						11:08.4					8:27.8				75.6	4463
2	38:51.9	(34)	+47.4	75.4	2.5	47:16.1	(24)	+58.3	75.2	F	59:07.8	(27)	++	76.5		
	11:34.0					8:24.2					11:51.7					



Legend:			
---	Stroke Rate Average	+	Gap or time behind
++	One minute or more behind in split time	F	Finish
SPM	Average strokes per minute	STC	Total strokes

Official Timekeeping by OMEGA

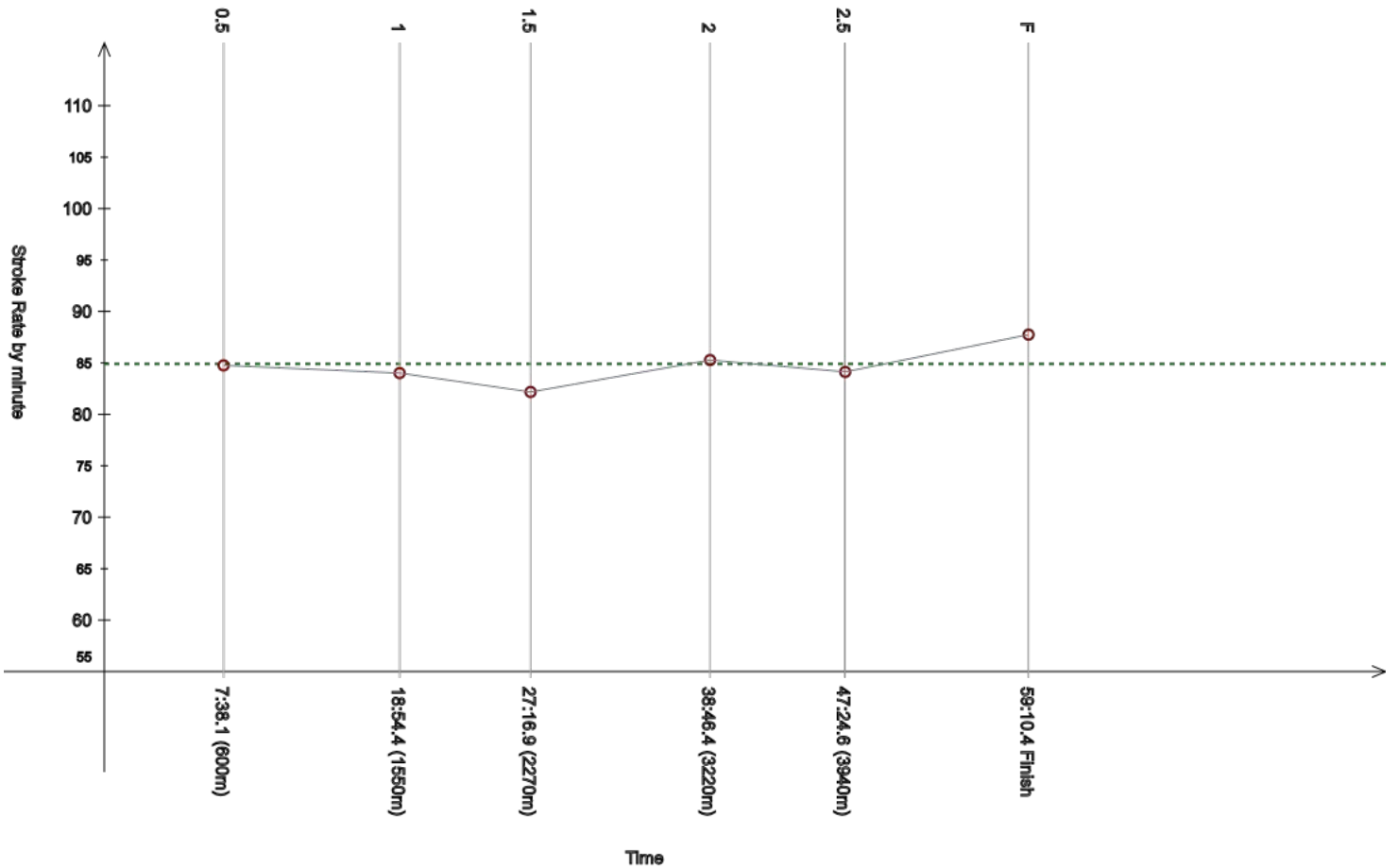
Event 103

7 FEB 2024 - 10:30

Women's 5km

Race Analysis

Rank	Bib	Name	NAT Code			Finish Time			Gap							
28	127	PERSE Spela	SLO			59:10.4			+1:36.5							
Lap	Time	Rank	Gap	SPM	Lap	Time	Rank	Gap	SPM	Lap	Time	Rank	Gap	SPM	SPM	STC
0.5	7:38.1	(26)	+12.4	84.8	1	18:54.4	(31)	+15.0	84.0	1.5	27:16.9	(=21)	+23.4	82.2		
						11:16.3					8:22.5				84.9	5039
2	38:46.4	(27)	+41.9	85.3	2.5	47:24.6	(35)	++	84.1	F	59:10.4	(28)	++	87.7		
	11:29.5					8:38.2					11:45.8					



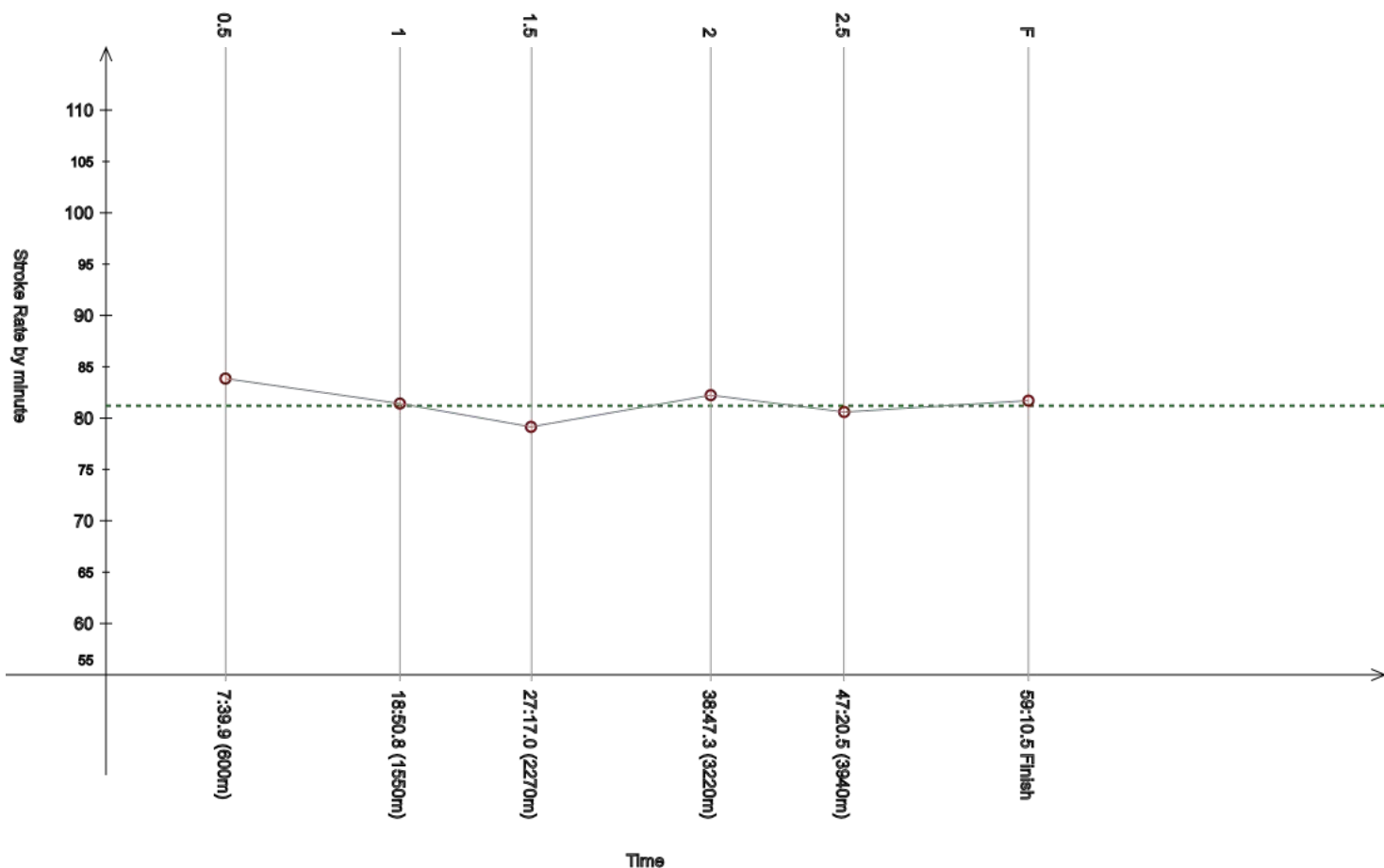
Legend:			
---	Stroke Rate Average	+	Gap or time behind
++	One minute or more behind in split time	F	Finish
SPM	Average strokes per minute	STC	Total strokes

Official Timekeeping by OMEGA

Race Analysis

Rank	Bib	Name	NAT Code	Finish Time	Gap
29	111	AREVALO Samantha	ECU	59:10.5	+1:36.6

Lap	Time	Rank	Gap	SPM	Lap	Time	Rank	Gap	SPM	Lap	Time	Rank	Gap	SPM	SPM	STC
0.5	7:39.9	(28)	+14.2	83.9	1	18:50.8	(23)	+11.4	81.4	1.5	27:17.0	(23)	+23.5	79.2		
						11:10.9					8:26.2				81.2	4816
2	38:47.3	(28)	+42.8	82.2	2.5	47:20.5	(33)	++	80.6	F	59:10.5	(29)	++	81.7		
	11:30.3					8:33.2					11:50.0					



Legend:	
---	Stroke Rate Average
++	One minute or more behind in split time
SPM	Average strokes per minute
+	Gap or time behind
F	Finish
STC	Total strokes

Official Timekeeping by OMEGA

Event 103

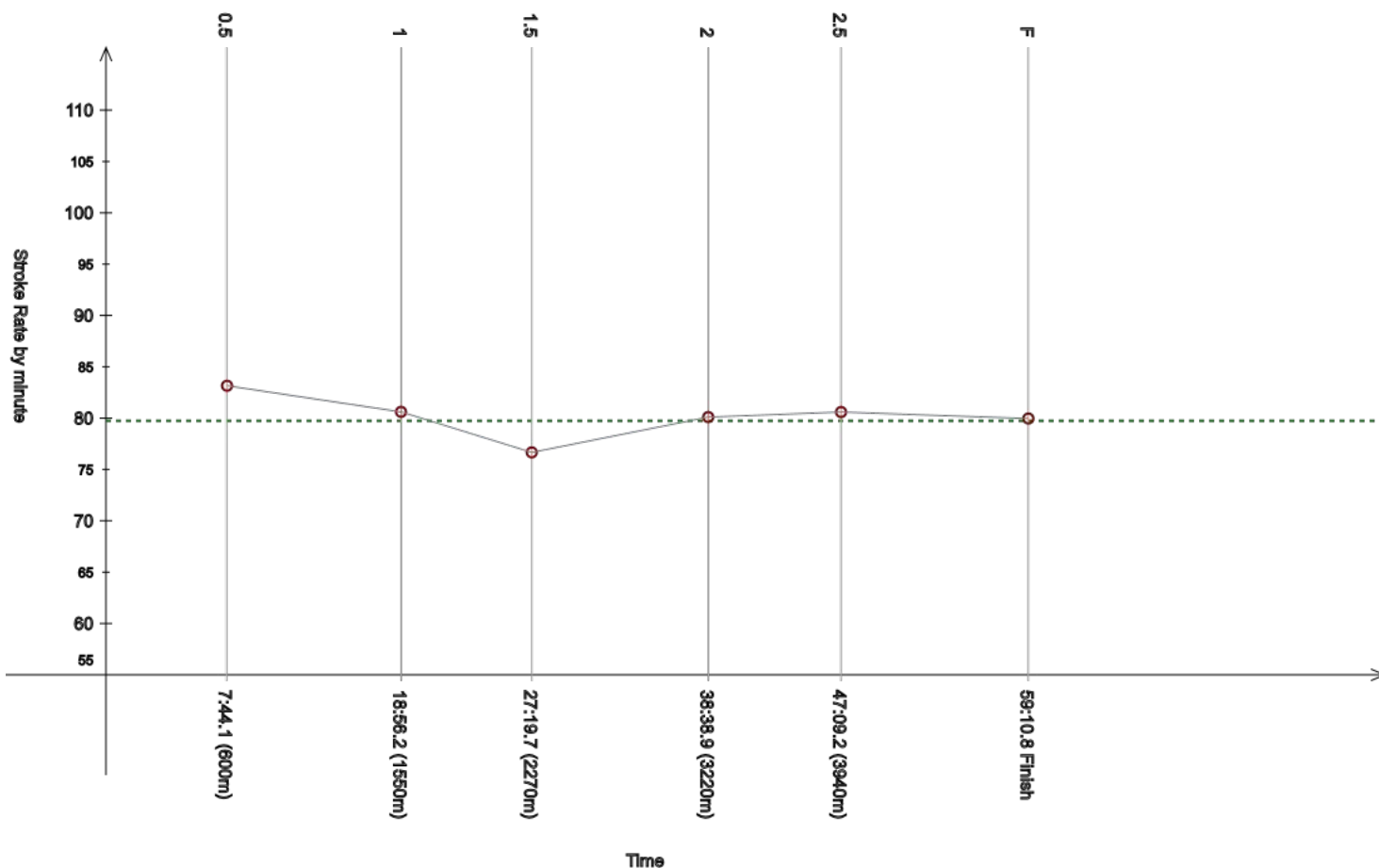
7 FEB 2024 - 10:30

Women's 5km

Race Analysis

Rank	Bib	Name	NAT Code	Finish Time	Gap
30	148	BRAMONT-ARIAS Maria	PER	59:10.8	+1:36.9

Lap	Time	Rank	Gap	SPM	Lap	Time	Rank	Gap	SPM	Lap	Time	Rank	Gap	SPM	SPM	STC
0.5	7:44.1	(=34)	+18.4	83.2	1	18:56.2	(32)	+16.8	80.6	1.5	27:19.7	(31)	+26.2	76.7		
						11:12.1					8:23.5				79.7	4731
2	38:38.9	(23)	+34.4	80.1	2.5	47:09.2	(18)	+51.4	80.6	F	59:10.8	(30)	++	80.0		
	11:19.2					8:30.3					12:01.6					



Legend:			
---	Stroke Rate Average	+	Gap or time behind
++	One minute or more behind in split time	F	Finish
SPM	Average strokes per minute	STC	Total strokes

Official Timekeeping by OMEGA

Event 103

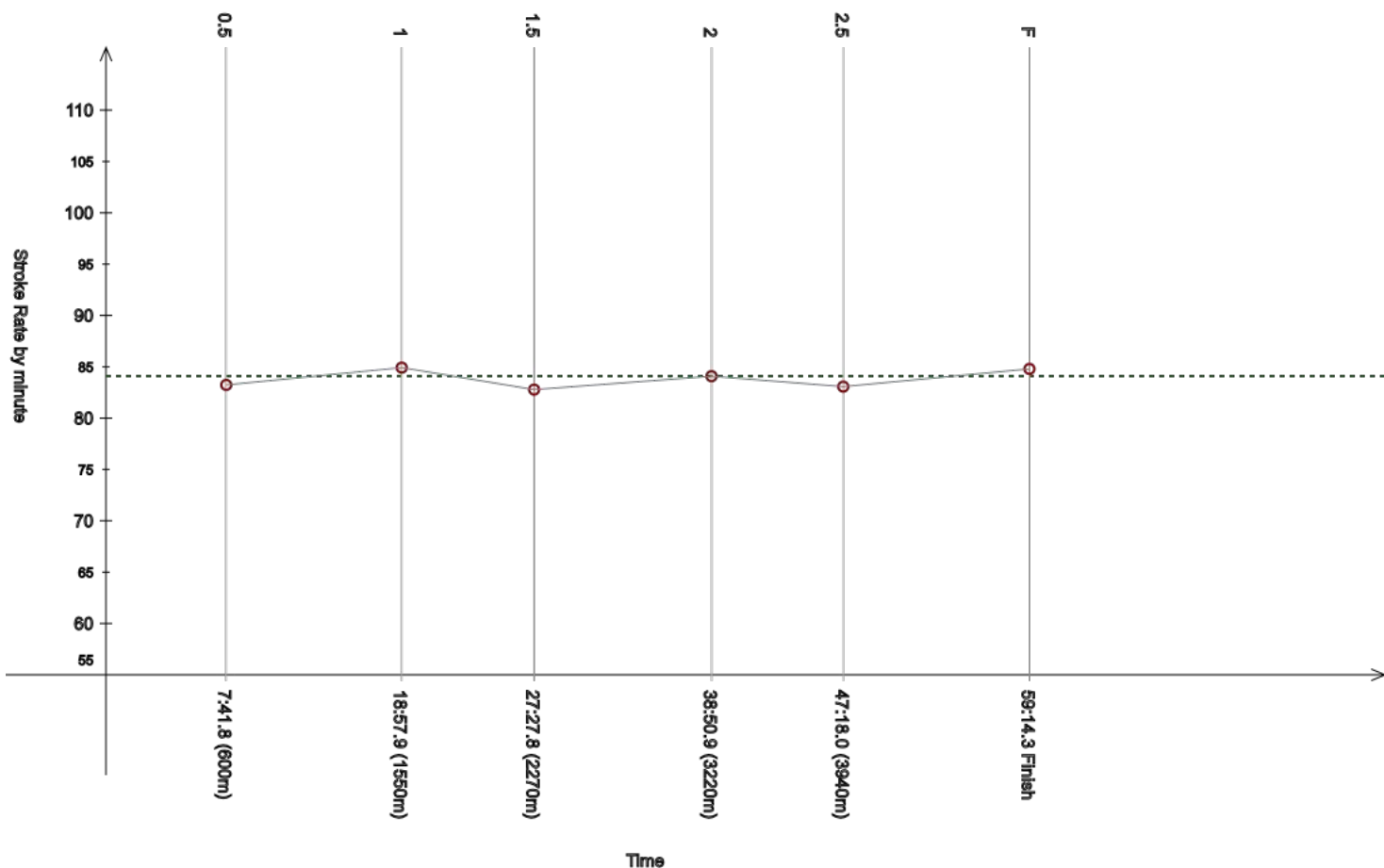
7 FEB 2024 - 10:30

Women's 5km

Race Analysis

Rank	Bib	Name	NAT Code			Finish Time	Gap
31	145	PAVLACKA Lenka	CZE			59:14.3	+1:40.4

Lap	Time	Rank	Gap	SPM	Lap	Time	Rank	Gap	SPM	Lap	Time	Rank	Gap	SPM	SPM	STC
0.5	7:41.8	(=32)	+16.1	83.2	1	18:57.9	(33)	+18.5	84.9	1.5	27:27.8	(38)	+34.3	82.8		
						11:16.1					8:29.9				84.1	4980
2	38:50.9	(32)	+46.4	84.1	2.5	47:18.0	(30)	++	83.1	F	59:14.3	(31)	++	84.8		
	11:23.1					8:27.1					11:56.3					



Legend:			
---	Stroke Rate Average	+	Gap or time behind
++	One minute or more behind in split time	F	Finish
SPM	Average strokes per minute	STC	Total strokes

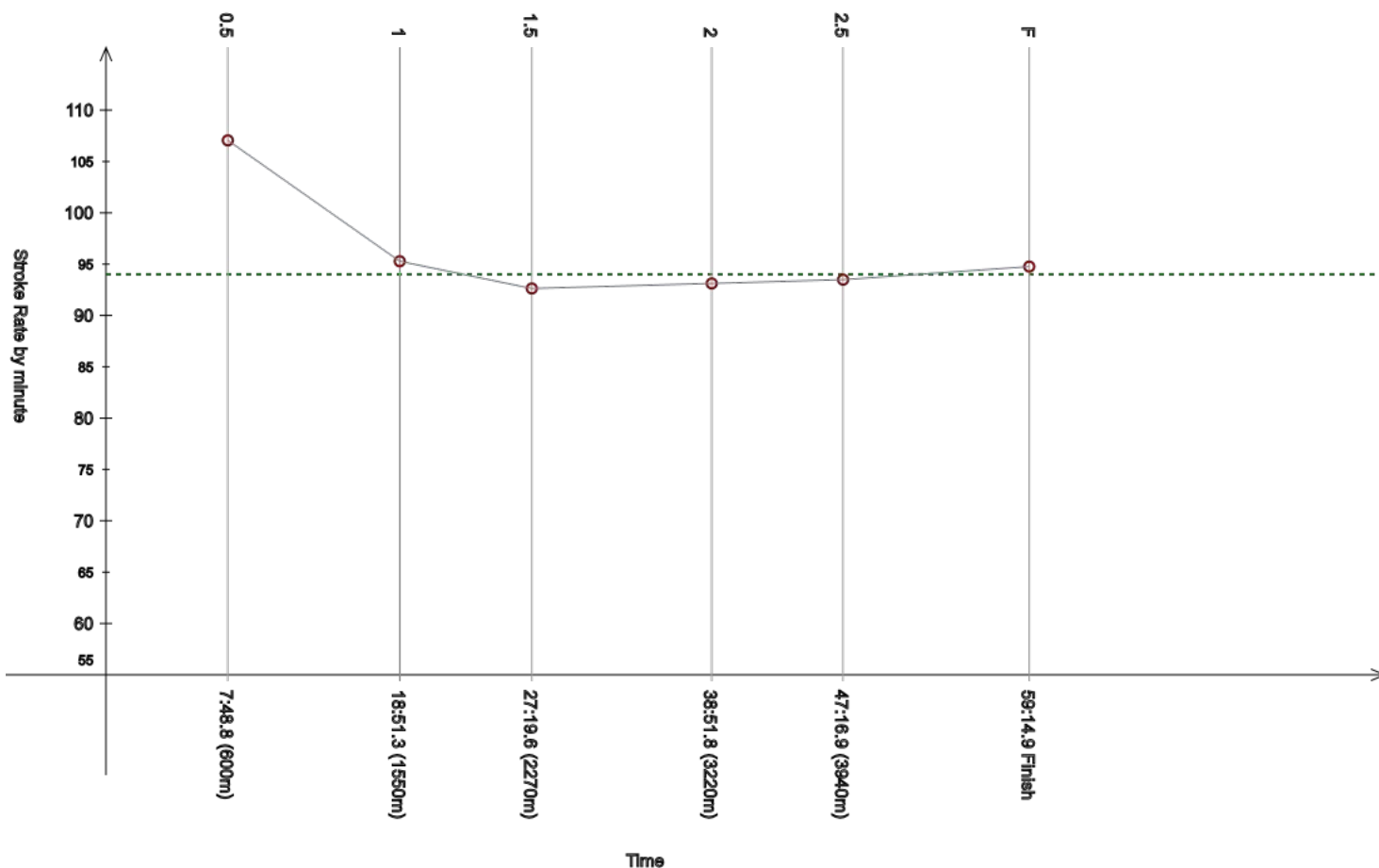
Official Timekeeping by OMEGA

Event 103
7 FEB 2024 - 10:30

Women's 5km

Race Analysis

Rank	Bib	Name	NAT Code					Finish Time	Gap							
32	133	PEREZ Paola	VEN					59:14.9	+1:41.0							
Lap	Time	Rank	Gap	SPM	Lap	Time	Rank	Gap	SPM	Lap	Time	Rank	Gap	SPM	SPM	STC
0.5	7:48.8	(42)	+23.1	107.1	1	18:51.3	(24)	+11.9	95.3	1.5	Y 27:19.6	(30)	+26.1	92.6		
						11:02.5					8:28.3				94.0	5652
2	38:51.8	(33)	+47.3	93.1	2.5	47:16.9	(=26)	+59.1	93.5	F	59:14.9	(32)	++	94.8		
	11:32.2					8:25.1					11:58.0					



Legend:			
----	Stroke Rate Average	+	Gap or time behind
++	One minute or more behind in split time	F	Finish
SPM	Average strokes per minute	STC	Total strokes
Y	Yellow flag		

Official Timekeeping by OMEGA

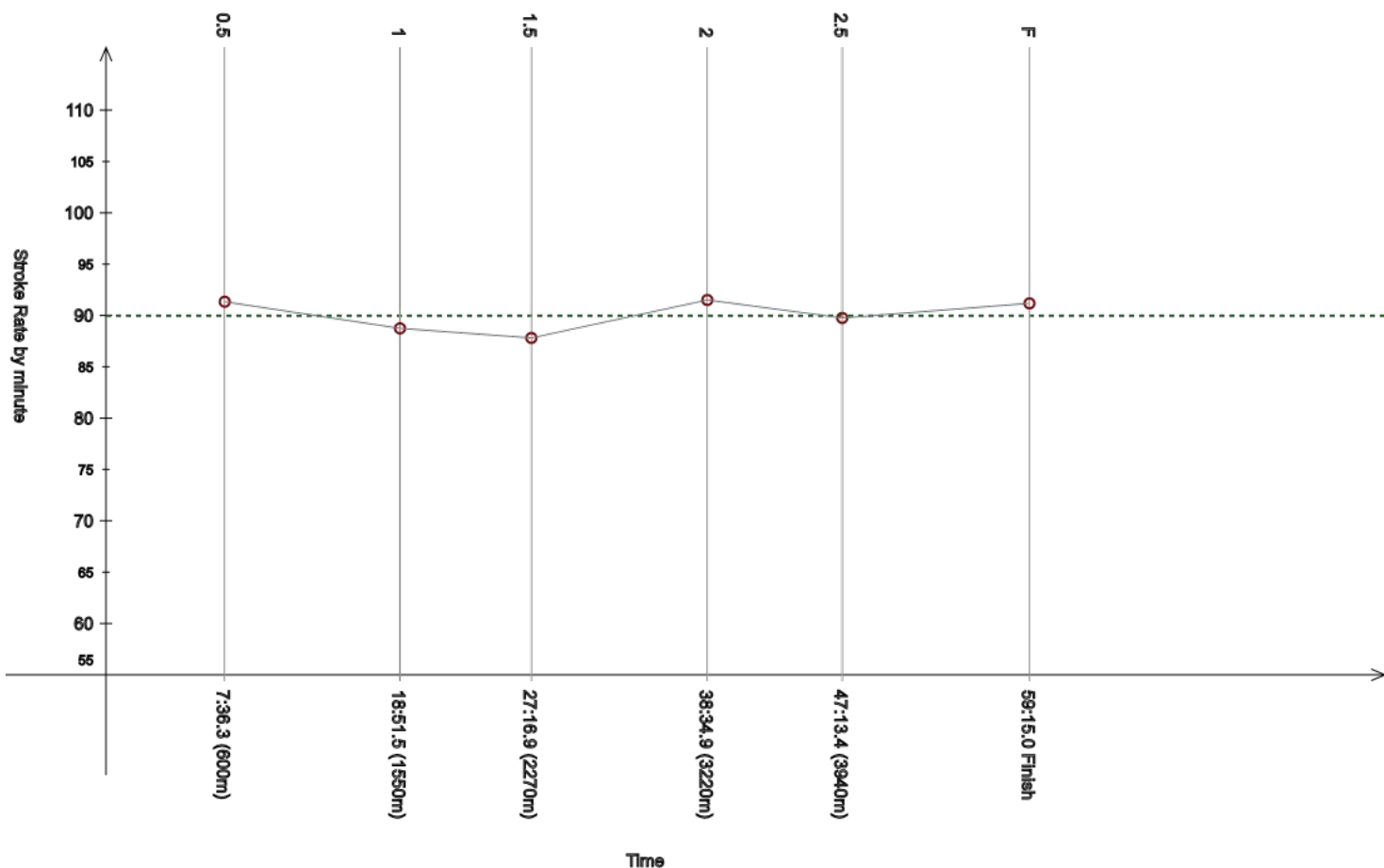
Event 103

7 FEB 2024 - 10:30

Women's 5km

Race Analysis

Rank	Bib	Name	NAT Code					Finish Time	Gap							
33	142	OLASZ Anna	HUN					59:15.0	+1:41.1							
Lap	Time	Rank	Gap	SPM	Lap	Time	Rank	Gap	SPM	Lap	Time	Rank	Gap	SPM	SPM	STC
0.5	7:36.3	(24)	+10.6	91.3	1	18:51.5	(25)	+12.1	88.7	1.5	27:16.9	(=21)	+23.4	87.8		
						11:15.2					8:25.4				90.0	5331
2	38:34.9	(22)	+30.4	91.5	2.5	47:13.4	(22)	+55.6	89.8	F	59:15.0	(33)	++	91.2		
	11:18.0					8:38.5					12:01.6					



Legend:			
---	Stroke Rate Average	+	Gap or time behind
++	One minute or more behind in split time	F	Finish
SPM	Average strokes per minute	STC	Total strokes

Official Timekeeping by OMEGA

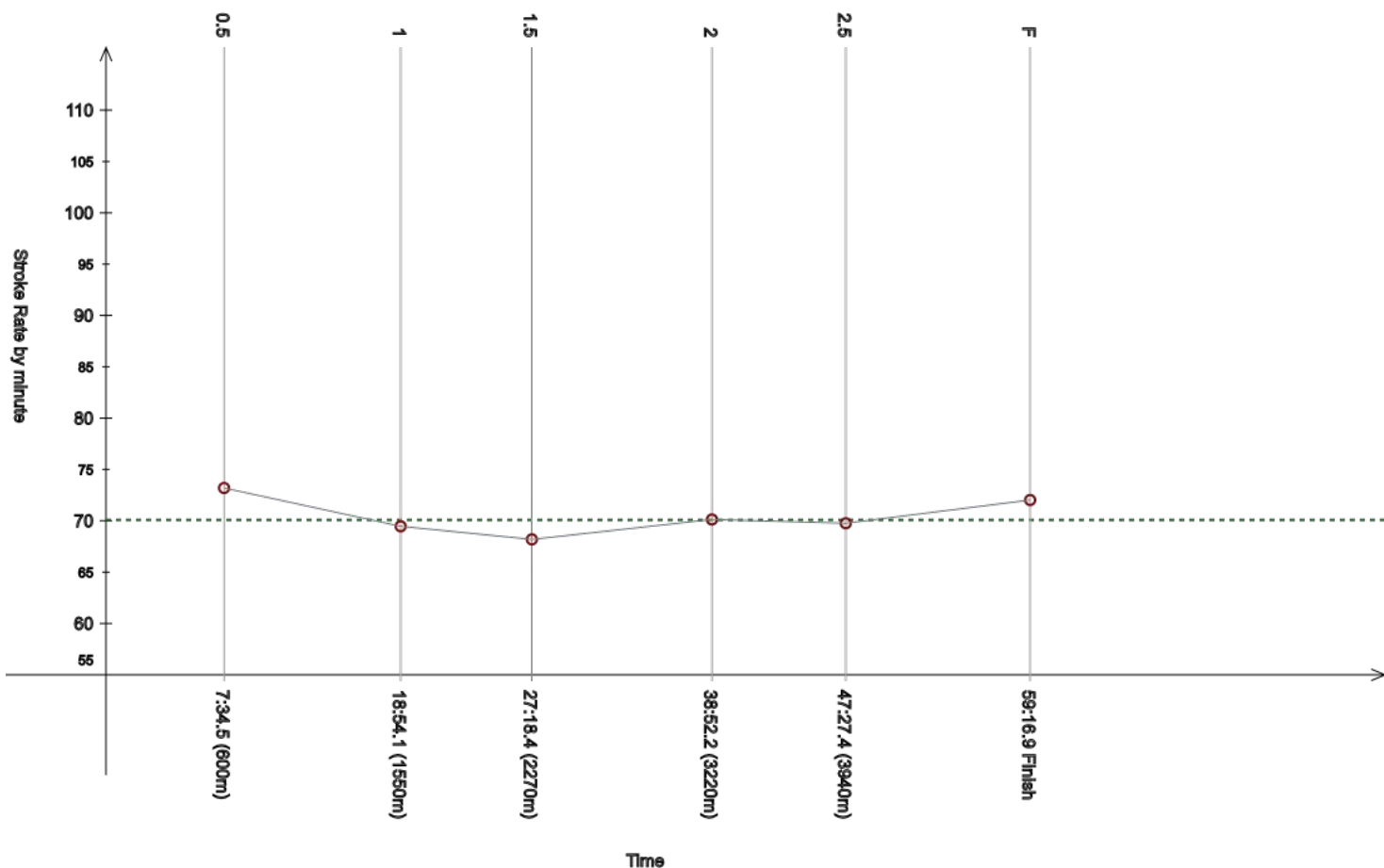
Event 103

7 FEB 2024 - 10:30

Women's 5km

Race Analysis

Rank	Bib	Name	NAT Code			Finish Time	Gap									
34	104	LEE Hae Rim	KOR			59:16.9	+1:43.0									
Lap	Time	Rank	Gap	SPM	Lap	Time	Rank	Gap	SPM	Lap	Time	Rank	Gap	SPM	SPM	STC
0.5	7:34.5	(18)	+8.8	73.2	1	18:54.1	(=29)	+14.7	69.5	1.5	27:18.4	(26)	+24.9	68.2		
						11:19.6					8:24.3				70.1	4172
2	38:52.2	(35)	+47.7	70.1	2.5	47:27.4	(36)	++	69.8	F	59:16.9	(34)	++	72.0		
	11:33.8					8:35.2					11:49.5					



Legend:			
---	Stroke Rate Average	+	Gap or time behind
++	One minute or more behind in split time	F	Finish
SPM	Average strokes per minute	STC	Total strokes

Official Timekeeping by OMEGA

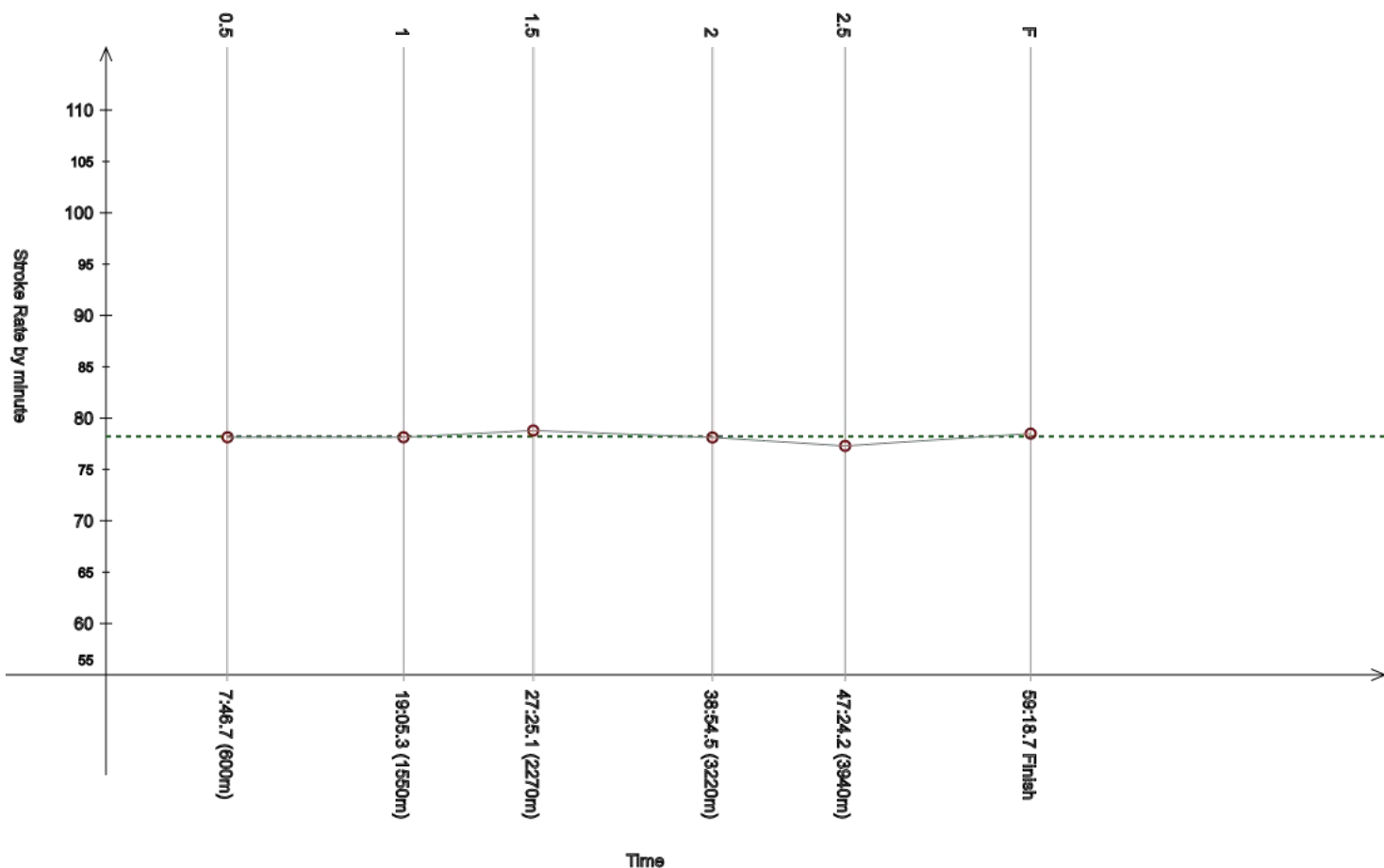
Event 103

7 FEB 2024 - 10:30

Women's 5km

Race Analysis

Rank	Bib	Name				NAT Code				Finish Time	Gap					
35	115	NIP Tsz Yin				HKG				59:18.7	+1:44.8					
Lap	Time	Rank	Gap	SPM	Lap	Time	Rank	Gap	SPM	Lap	Time	Rank	Gap	SPM	SPM	STC
0.5	7:46.7	(41)	+21.0	78.1	1	19:05.3	(38)	+25.9	78.1	1.5	27:25.1	(35)	+31.6	78.8		
						11:18.6					8:19.8				78.2	4688
2	38:54.5	(37)	+50.0	78.1	2.5	47:24.2	(34)	++	77.3	F	59:18.7	(35)	++	78.5		
	11:29.4					8:29.7					11:54.5					



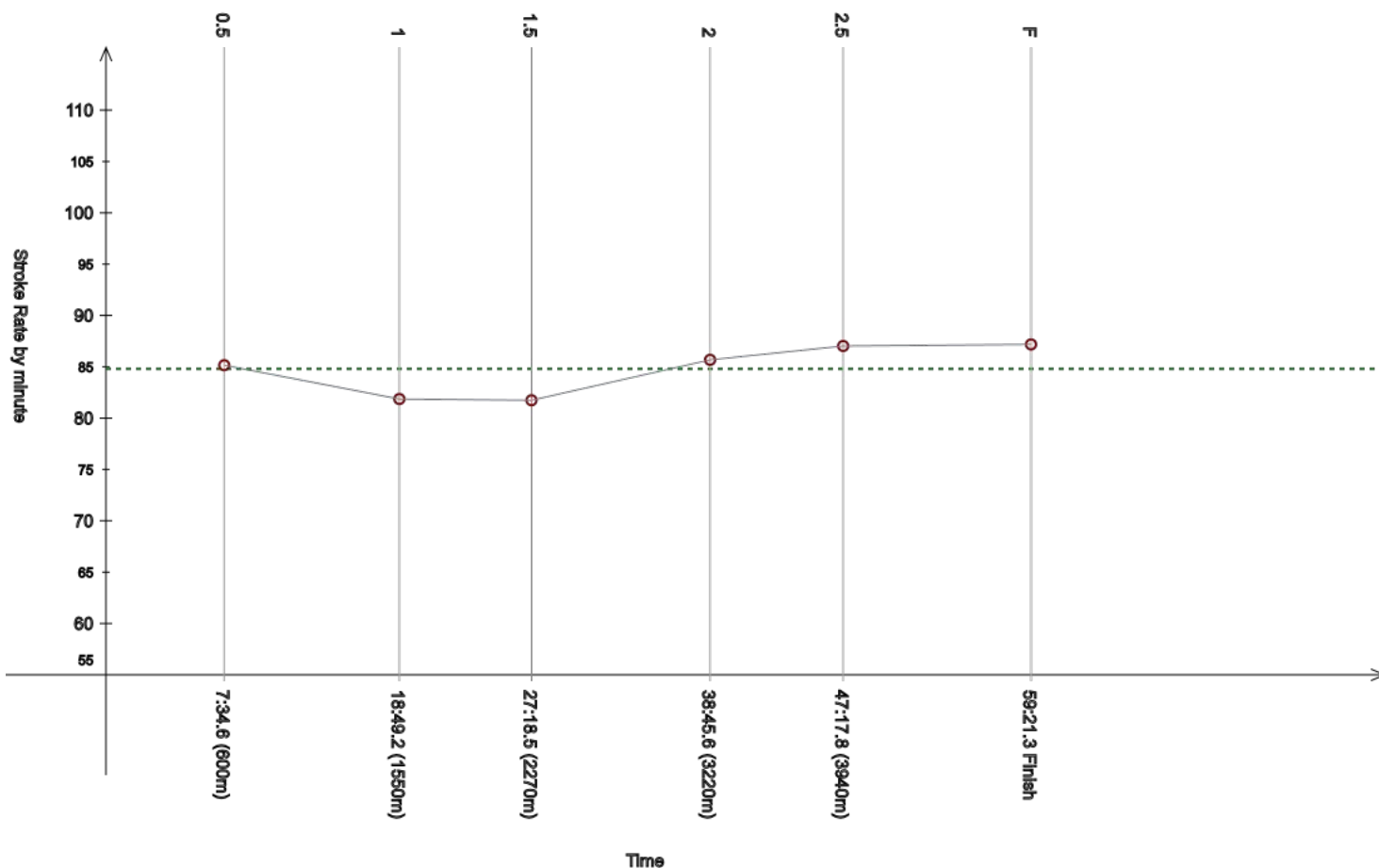
Legend:			
---	Stroke Rate Average	+	Gap or time behind
++	One minute or more behind in split time	F	Finish
SPM	Average strokes per minute	STC	Total strokes

Official Timekeeping by OMEGA

Race Analysis

Rank	Bib	Name	NAT Code	Finish Time	Gap
36	143	MAKRI Georgia	GRE	59:21.3	+1:47.4

Lap	Time	Rank	Gap	SPM	Lap	Time	Rank	Gap	SPM	Lap	Time	Rank	Gap	SPM	SPM	STC
0.5	7:34.6	(19)	+8.9	85.2	1	18:49.2	(=19)	+9.8	81.9	1.5	27:18.5	(27)	+25.0	81.7		
						11:14.6					8:29.3				84.8	5048
2	38:45.6	(26)	+41.1	85.7	2.5	47:17.8	(29)	++	87.0	F	59:21.3	(36)	++	87.2		
	11:27.1					8:32.2					12:03.5					



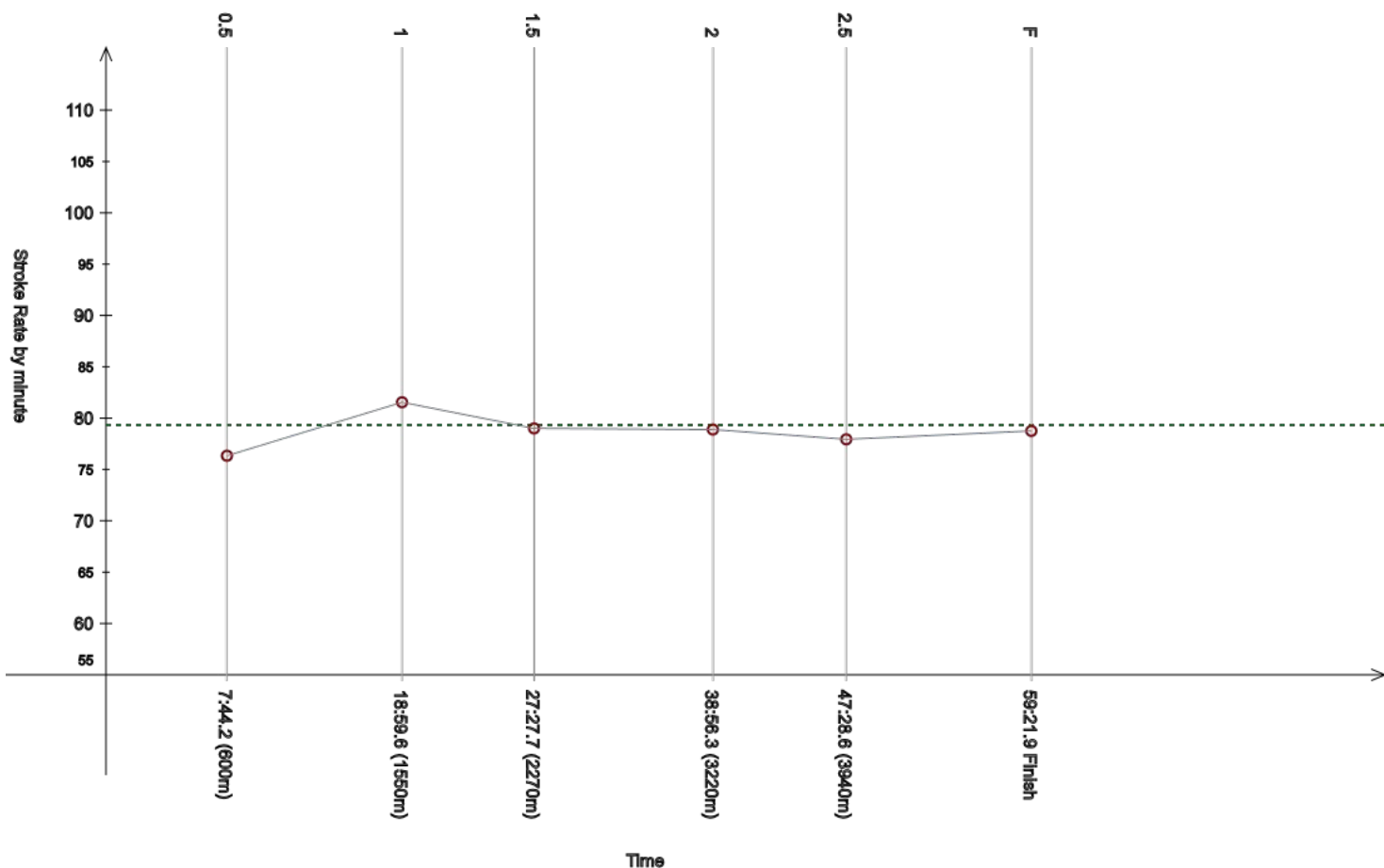
Legend:			
---	Stroke Rate Average	+	Gap or time behind
++	One minute or more behind in split time	F	Finish
SPM	Average strokes per minute	STC	Total strokes

Official Timekeeping by OMEGA

Race Analysis

Rank	Bib	Name	NAT Code	Finish Time	Gap
37	161	ABAD Ana	ECU	59:21.9	+1:48.0

Lap	Time	Rank	Gap	SPM	Lap	Time	Rank	Gap	SPM	Lap	Time	Rank	Gap	SPM	SPM	STC
0.5	7:44.2	(37)	+18.5	76.3	1	18:59.6	(36)	+20.2	81.5	1.5	27:27.7	(37)	+34.2	79.0		
						11:15.4					8:28.1				79.3	4724
2	38:56.3	(38)	+51.8	78.9	2.5	47:28.6	(37)	++	77.9	F	59:21.9	(37)	++	78.8		
	11:28.6					8:32.3					11:53.3					



Legend:			
---	Stroke Rate Average	+	Gap or time behind
++	One minute or more behind in split time	F	Finish
SPM	Average strokes per minute	STC	Total strokes

Official Timekeeping by OMEGA

Event 103

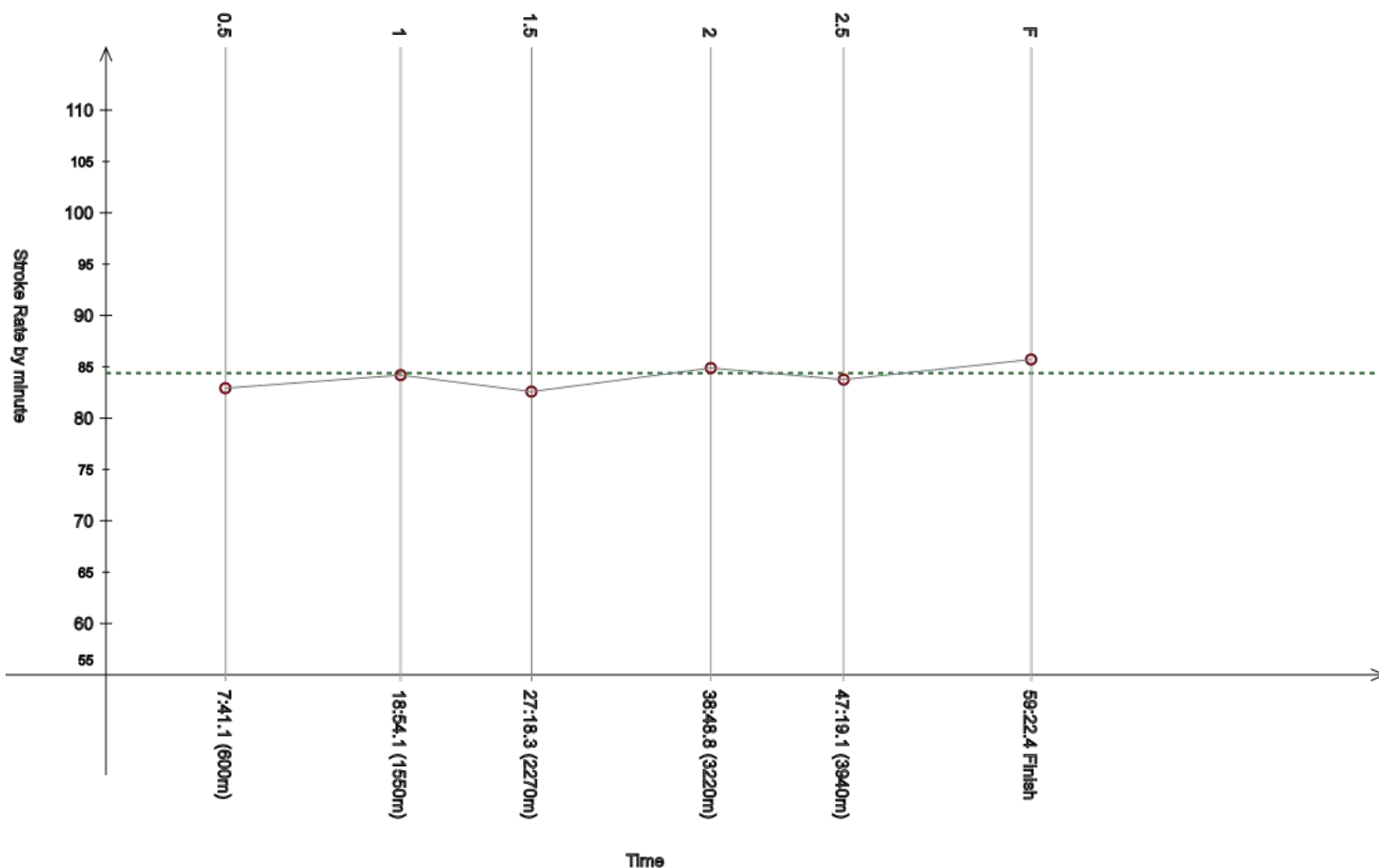
7 FEB 2024 - 10:30

Women's 5km

Race Analysis

Rank	Bib	Name	NAT Code	Finish Time	Gap
38	117	ORAVSKY Laila	CAN	59:22.4	+1:48.5

Lap	Time	Rank	Gap	SPM	Lap	Time	Rank	Gap	SPM	Lap	Time	Rank	Gap	SPM	SPM	STC
0.5	7:41.1	(=29)	+15.4	82.9	1	18:54.1	(=29)	+14.7	84.2	1.5	27:18.3	(25)	+24.8	82.6		
						11:13.0					8:24.2				84.4	5039
2	38:48.8	(30)	+44.3	84.9	2.5	47:19.1	(32)	++	83.8	F	59:22.4	(38)	++	85.7		
	11:30.5					8:30.3					12:03.3					



Legend:			
---	Stroke Rate Average	+	Gap or time behind
++	One minute or more behind in split time	F	Finish
SPM	Average strokes per minute	STC	Total strokes

Official Timekeeping by OMEGA

Event 103

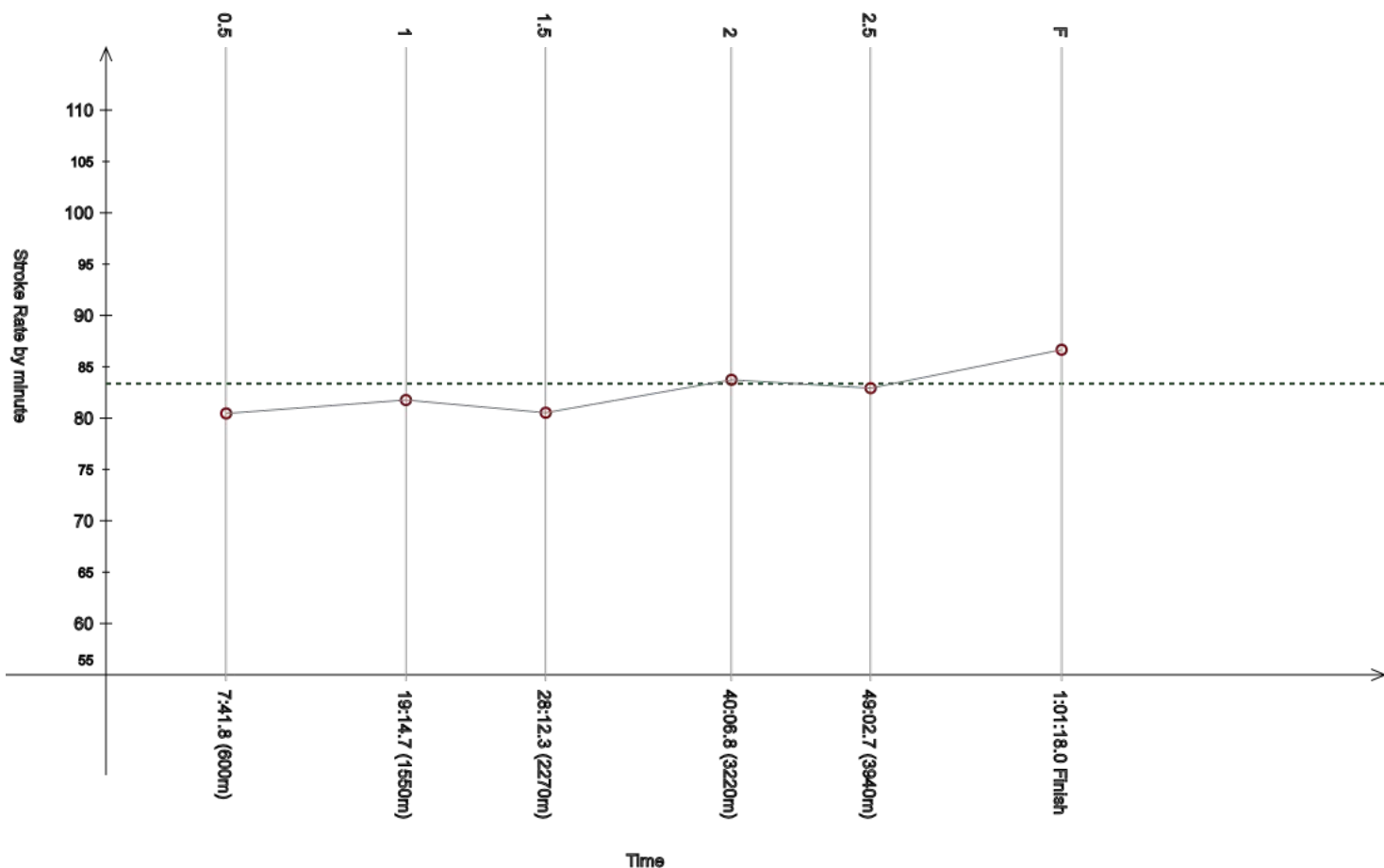
7 FEB 2024 - 10:30

Women's 5km

Race Analysis

Rank	Bib	Name	NAT Code	Finish Time	Gap
39	150	PARK Jungju	KOR	1:01:18.0	+3:44.1

Lap	Time	Rank	Gap	SPM	Lap	Time	Rank	Gap	SPM	Lap	Time	Rank	Gap	SPM	SPM	STC
0.5	7:41.8	(=32)	+16.1	80.5	1	19:14.7	(41)	+35.3	81.8	1.5	28:12.3	(41)	++	80.5		
						11:32.9					8:57.6					
2	40:06.8	(42)	++	83.7	2.5	49:02.7	(41)	++	82.9	F	1:01:18.0	(39)	++	86.7	83.4	5116
	11:54.5					8:55.9					12:15.3					



Legend:			
---	Stroke Rate Average	+	Gap or time behind
++	One minute or more behind in split time	F	Finish
SPM	Average strokes per minute	STC	Total strokes

Official Timekeeping by OMEGA

Event 103

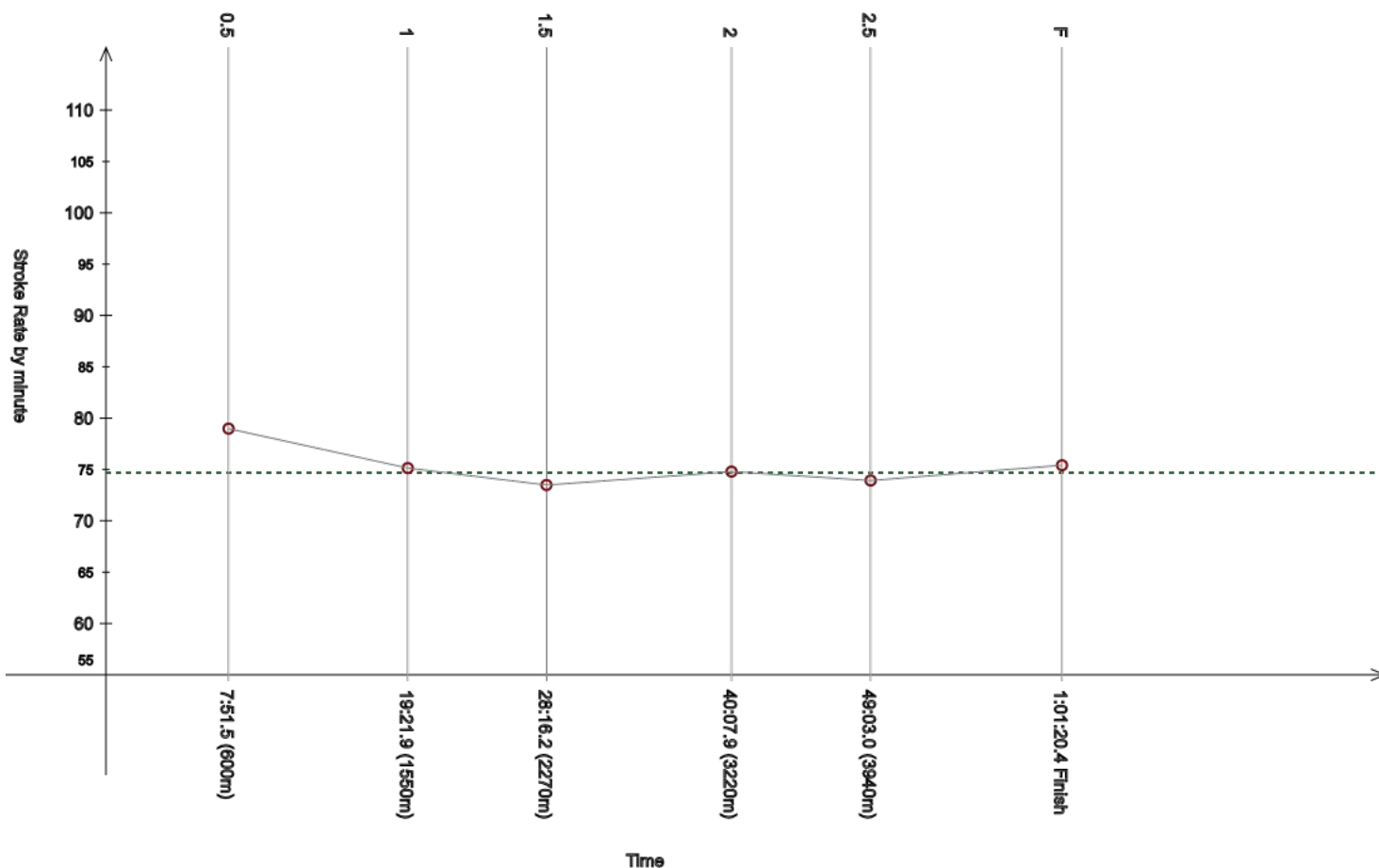
7 FEB 2024 - 10:30

Women's 5km

Race Analysis

Rank	Bib	Name	NAT Code	Finish Time	Gap
40	140	FAIN Katja	SLO	1:01:20.4	+3:46.5

Lap	Time	Rank	Gap	SPM	Lap	Time	Rank	Gap	SPM	Lap	Time	Rank	Gap	SPM	SPM	STC
0.5	7:51.5	(47)	+25.8	79.0	1	19:21.9	(43)	+42.5	75.1	1.5	28:16.2	(44)	++	73.5		
						11:30.4					8:54.3				74.7	4608
2	40:07.9	(43)	++	74.8	2.5	49:03.0	(42)	++	73.9	F	1:01:20.4	(40)	++	75.4		
	11:51.7					8:55.1					12:17.4					



Legend:	
---	Stroke Rate Average
++	One minute or more behind in split time
SPM	Average strokes per minute
+	Gap or time behind
F	Finish
STC	Total strokes

Official Timekeeping by OMEGA

Event 103

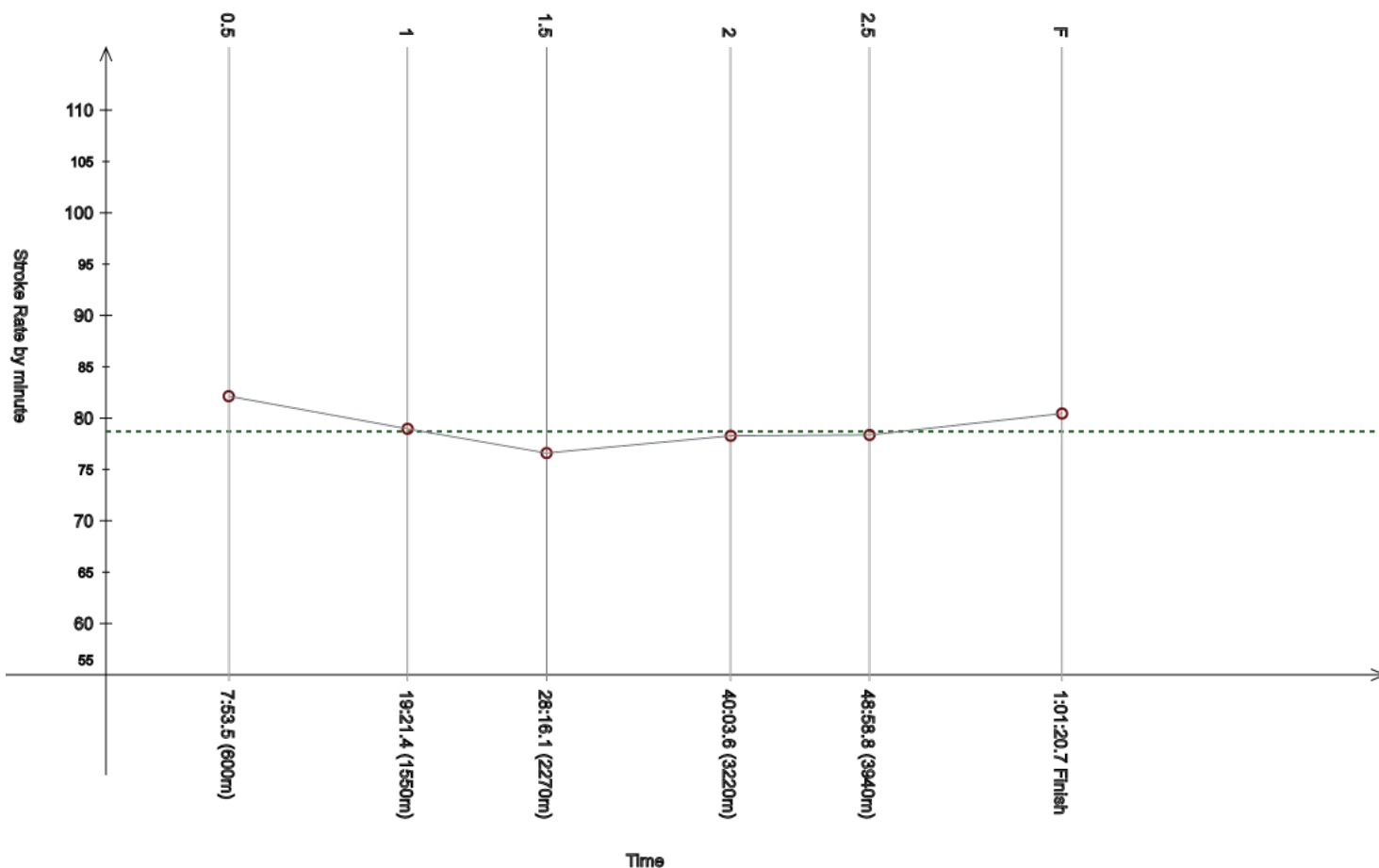
7 FEB 2024 - 10:30

Women's 5km

Race Analysis

Rank	Bib	Name	NAT Code	Finish Time	Gap
41	132	TASZHANOVA Diana	KAZ	1:01:20.7	+3:46.8

Lap	Time	Rank	Gap	SPM	Lap	Time	Rank	Gap	SPM	Lap	Time	Rank	Gap	SPM	SPM	STC
0.5	7:53.5	(=49)	+27.8	82.1	1	19:21.4	(42)	+42.0	79.0	1.5	28:16.1	(43)	++	76.6		
						11:27.9					8:54.7					
2	40:03.6	(40)	++	78.3	2.5	48:58.8	(39)	++	78.4	F	1:01:20.7	(41)	++	80.5	78.7	4837
	11:47.5					8:55.2					12:21.9					



Legend:			
---	Stroke Rate Average	+	Gap or time behind
++	One minute or more behind in split time	F	Finish
SPM	Average strokes per minute	STC	Total strokes

Official Timekeeping by OMEGA

Event 103

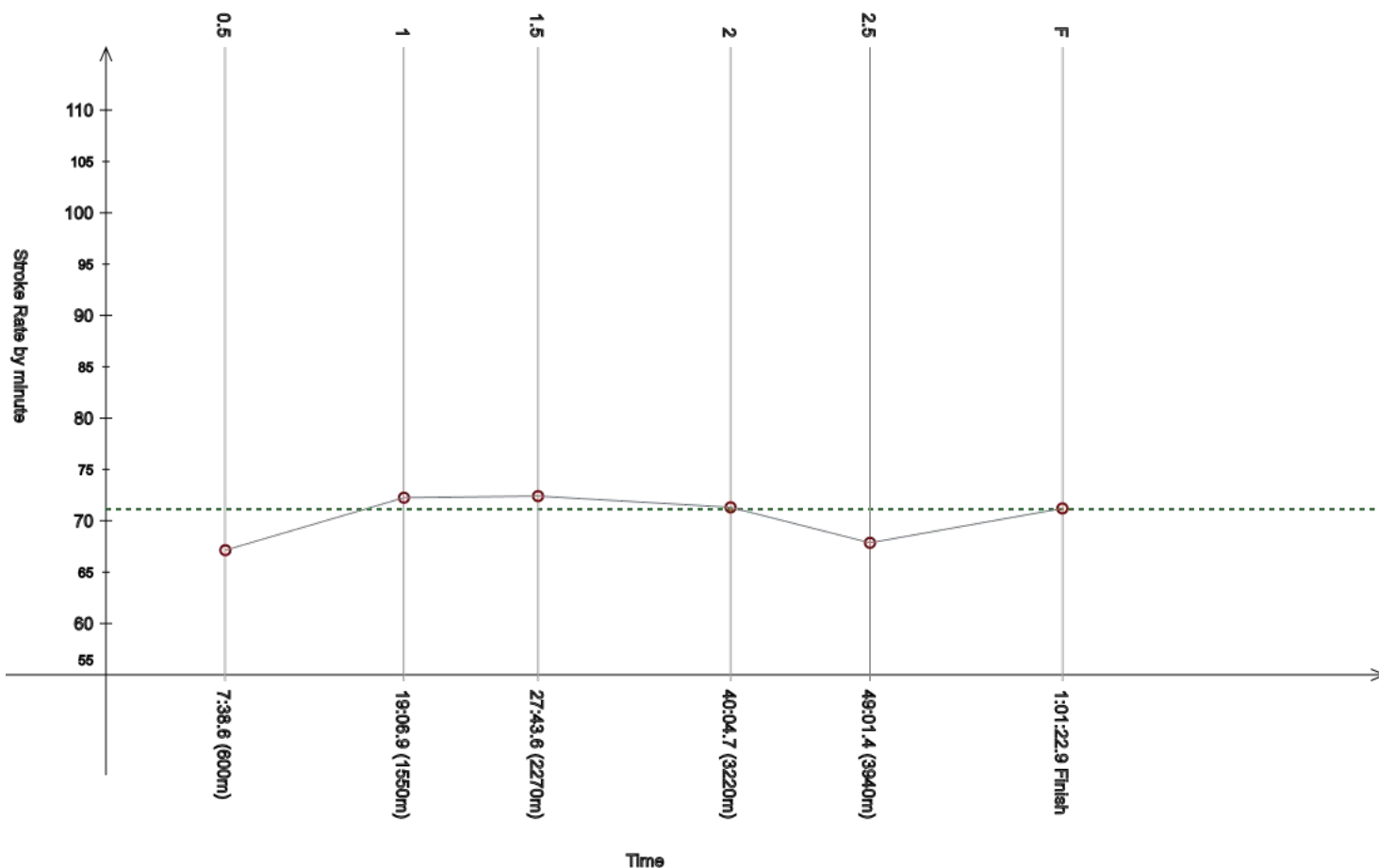
7 FEB 2024 - 10:30

Women's 5km

Race Analysis

Rank	Bib	Name	NAT Code	Finish Time	Gap
42	119	TENG Yu-Wen	TPE	1:01:22.9	+3:49.0

Lap	Time	Rank	Gap	SPM	Lap	Time	Rank	Gap	SPM	Lap	Time	Rank	Gap	SPM	SPM	STC
0.5	7:38.6	(27)	+12.9	67.1	1	19:06.9	(39)	+27.5	72.3	1.5	27:43.6	(39)	+50.1	72.4		
						11:28.3					8:36.7				71.1	4414
2	40:04.7	(41)	++	71.3	2.5	49:01.4	(40)	++	67.9	F	1:01:22.9	(42)	++	71.2		
	12:21.1					8:56.7					12:21.5					



Legend:			
---	Stroke Rate Average	+	Gap or time behind
++	One minute or more behind in split time	F	Finish
SPM	Average strokes per minute	STC	Total strokes

Official Timekeeping by OMEGA

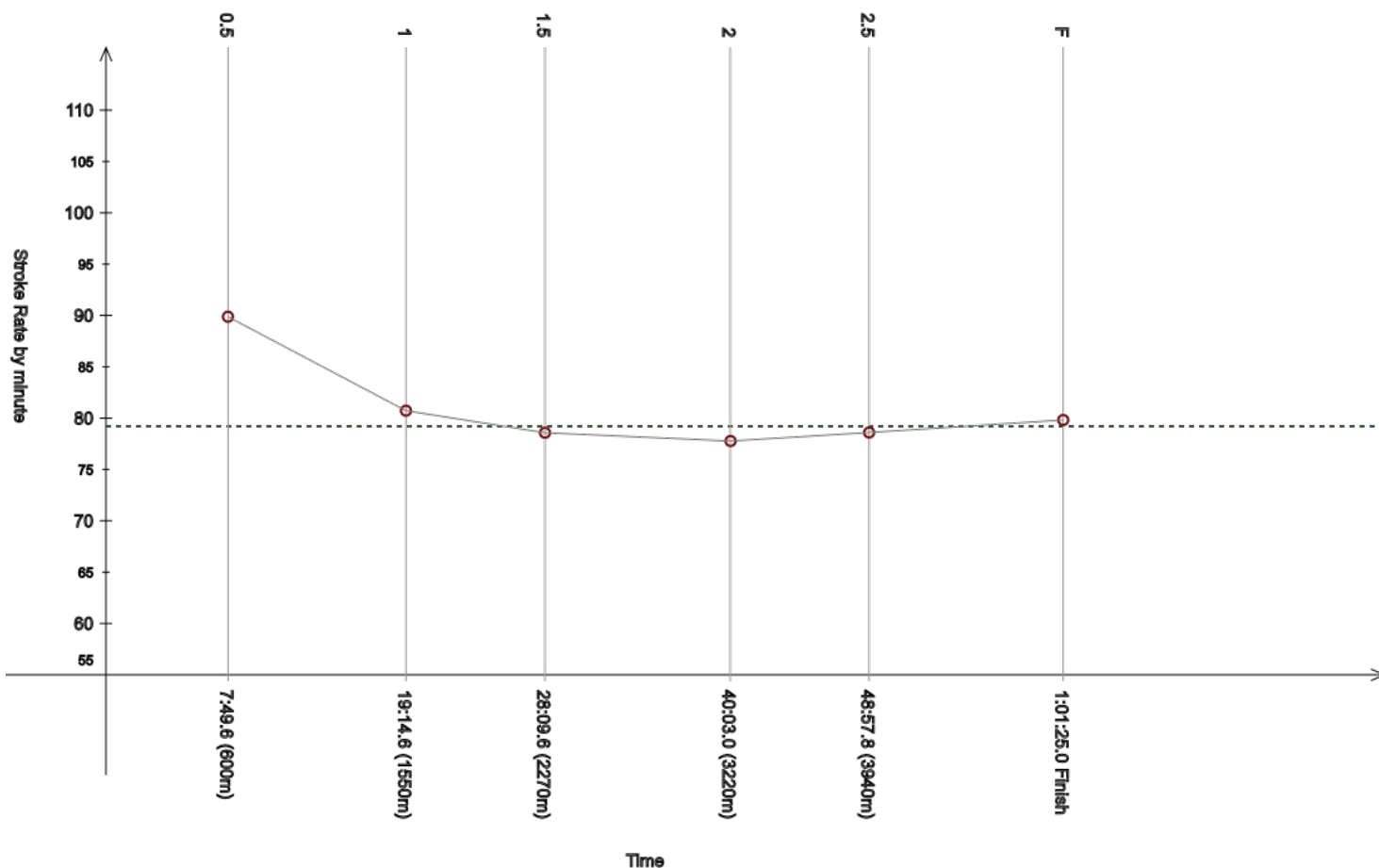
Event 103

7 FEB 2024 - 10:30

Women's 5km

Race Analysis

Rank	Bib	Name	NAT Code					Finish Time	Gap							
43	141	LAM Pac Tung Nikita	HKG					1:01:25.0	+3:51.1							
Lap	Time	Rank	Gap	SPM	Lap	Time	Rank	Gap	SPM	Lap	Time	Rank	Gap	SPM	SPM	STC
0.5	7:49.6	(45)	+23.9	89.9	1	19:14.6	(40)	+35.2	80.7	1.5	28:09.6	(40)	++	78.6		
						11:25.0					8:55.0				79.2	4935
2	40:03.0	(39)	++	77.8	2.5	48:57.8	(38)	++	78.6	F	1:01:25.0	(43)	++	79.8		
	11:53.4					8:54.8					12:27.2					



Legend:			
---	Stroke Rate Average	+	Gap or time behind
++	One minute or more behind in split time	F	Finish
SPM	Average strokes per minute	STC	Total strokes

Official Timekeeping by OMEGA

Event 103

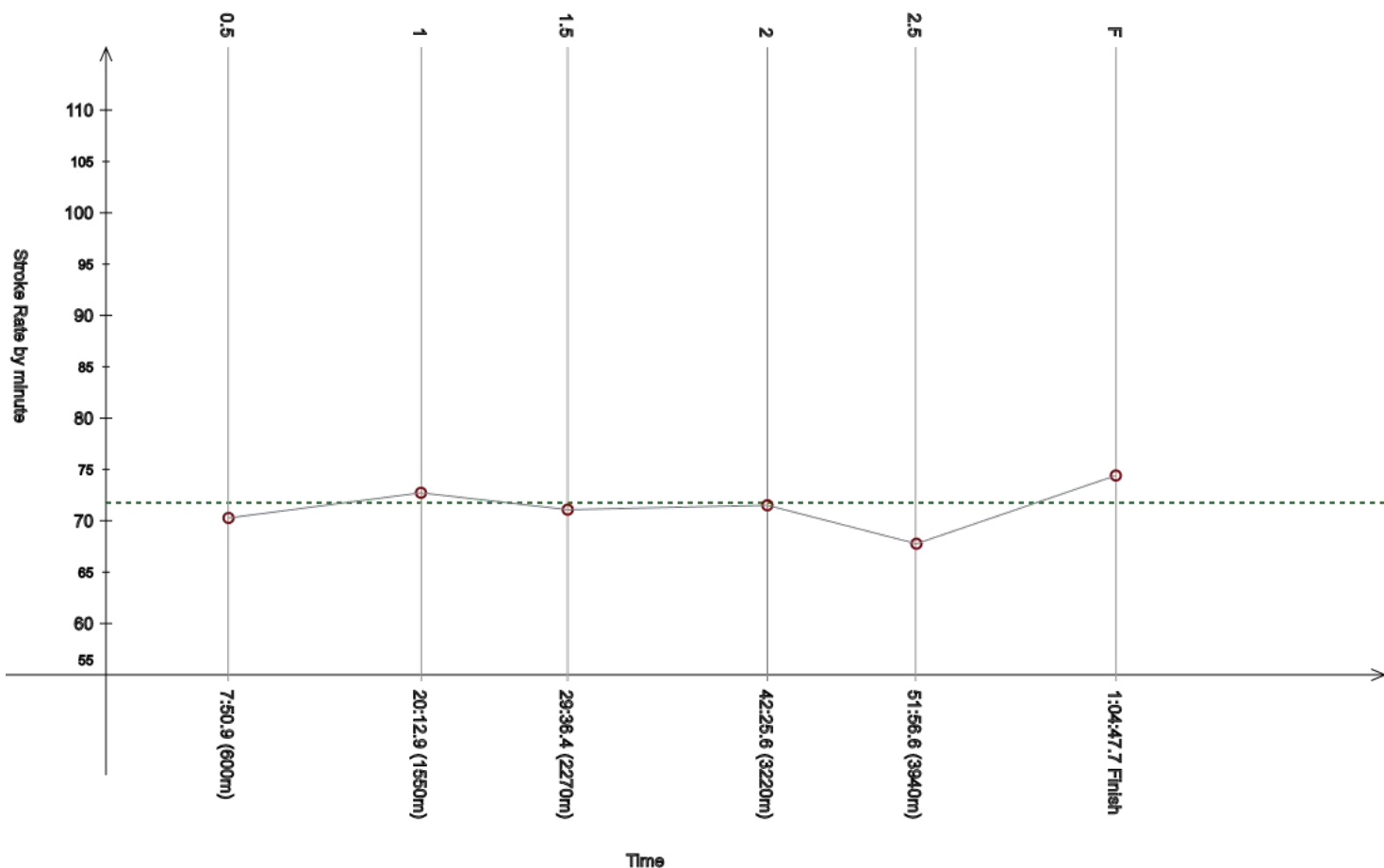
7 FEB 2024 - 10:30

Women's 5km

Race Analysis

Rank	Bib	Name	NAT Code	Finish Time	Gap
44	110	VANEGAS Yanci	GUA	1:04:47.7	+7:13.8

Lap	Time	Rank	Gap	SPM	Lap	Time	Rank	Gap	SPM	Lap	Time	Rank	Gap	SPM	SPM	STC
0.5	7:50.9	(46)	+25.2	70.3	1	20:12.9	(51)	++	72.7	1.5	29:36.4	(50)	++	71.1		
						12:22.0					9:23.5				71.8	4749
2	42:25.6	(47)	++	71.5	2.5	51:56.6	(47)	++	67.8	F	1:04:47.7	(44)	++	74.4		
	12:49.2					9:31.0					12:51.1					



Legend:			
---	Stroke Rate Average	+	Gap or time behind
++	One minute or more behind in split time	F	Finish
SPM	Average strokes per minute	STC	Total strokes

Official Timekeeping by OMEGA

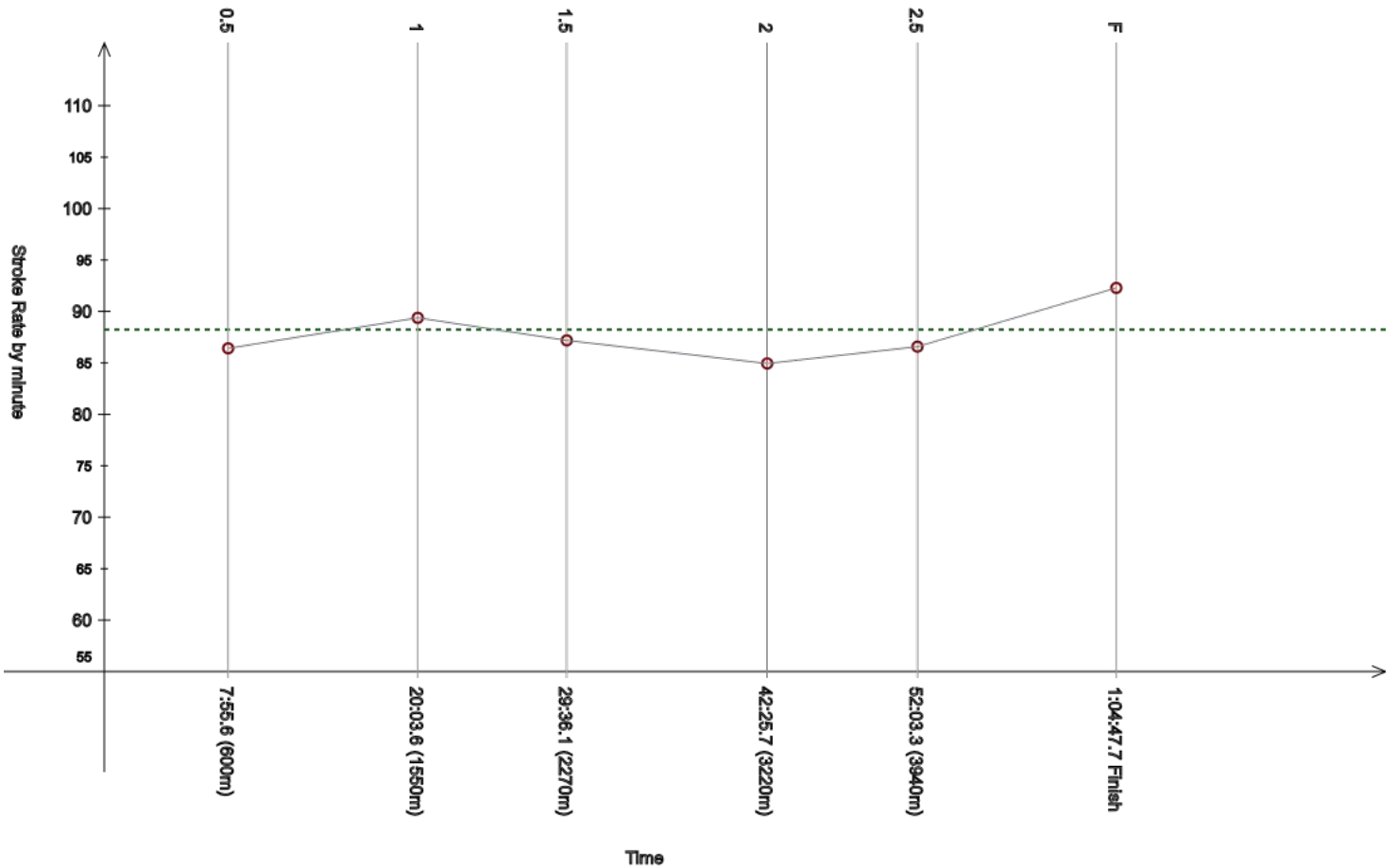
Event 103
7 FEB 2024 - 10:30

Women's 5km

Race Analysis

Rank	Bib	Name	NAT Code	Finish Time	Gap
45	106	PORTILLO Fatima	ESA	1:04:47.7	+7:13.8

Lap	Time	Rank	Gap	SPM	Lap	Time	Rank	Gap	SPM	Lap	Time	Rank	Gap	SPM	SPM	STC
0.5	7:55.6	(51)	+29.9	86.4	1	20:03.6	(47)	++	89.4	1.5	29:36.1	(49)	++	87.2		
						12:08.0					9:32.5				88.2	5757
2	42:25.7	(48)	++	84.9	2.5	52:03.3	(51)	++	86.6	F	1:04:47.7	(45)	++	92.3		
	12:49.6					9:37.6					12:44.4					



Legend:			
---	Stroke Rate Average	+	Gap or time behind
++	One minute or more behind in split time	F	Finish
SPM	Average strokes per minute	STC	Total strokes

Official Timekeeping by OMEGA

Event 103

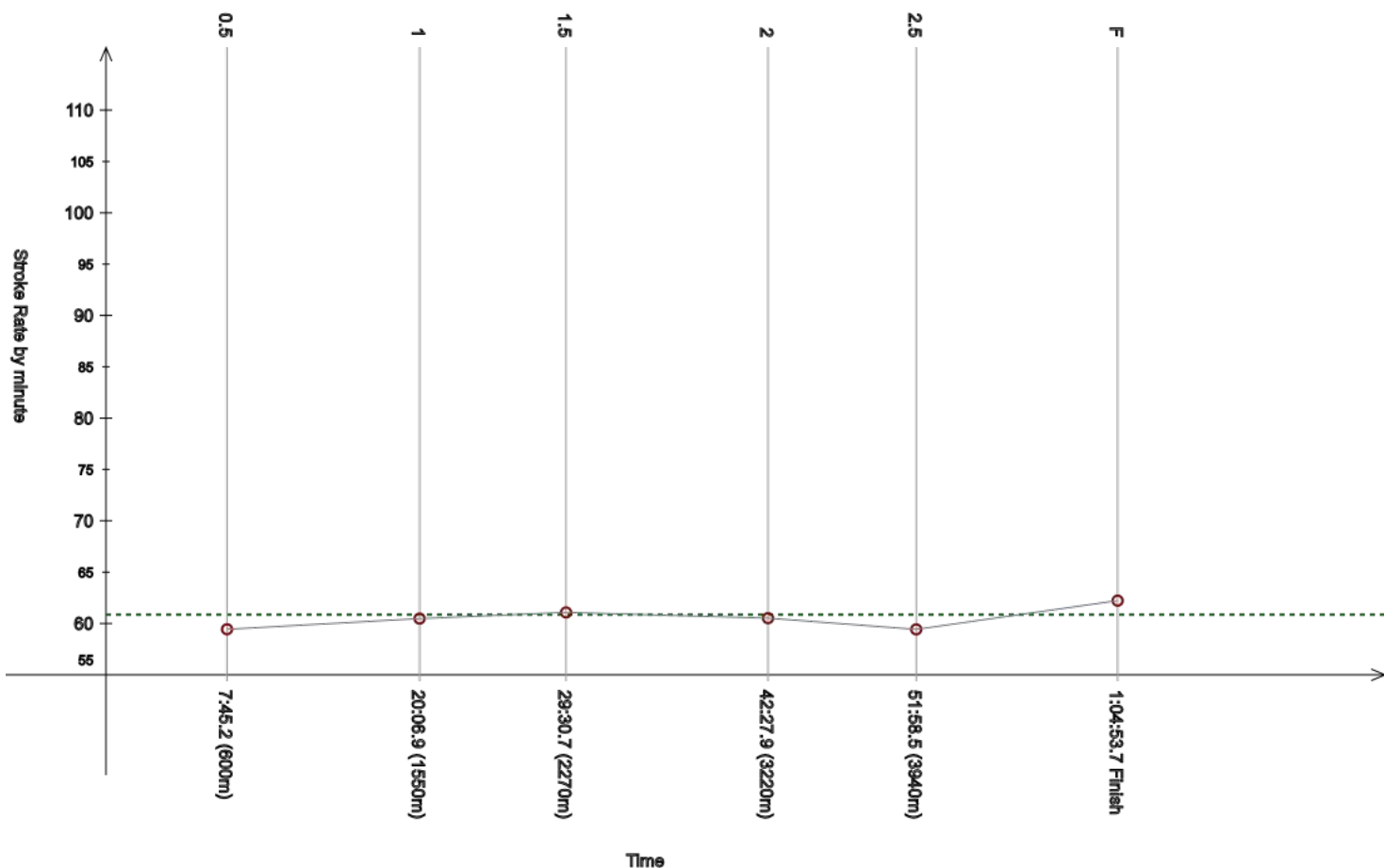
7 FEB 2024 - 10:30

Women's 5km

Race Analysis

Rank	Bib	Name	NAT Code	Finish Time	Gap
46	147	WANG Yi-Chen	TPE	1:04:53.7	+7:19.8

Lap	Time	Rank	Gap	SPM	Lap	Time	Rank	Gap	SPM	Lap	Time	Rank	Gap	SPM	SPM	STC
0.5	7:45.2	(39)	+19.5	59.4	1	20:06.9	(49)	++	60.5	1.5	29:30.7	(46)	++	61.1		
						12:21.7					9:23.8				60.9	3973
2	42:27.9	(52)	++	60.5	2.5	51:58.5	(49)	++	59.4	F	1:04:53.7	(46)	++	62.2		
	12:57.2					9:30.6					12:55.2					

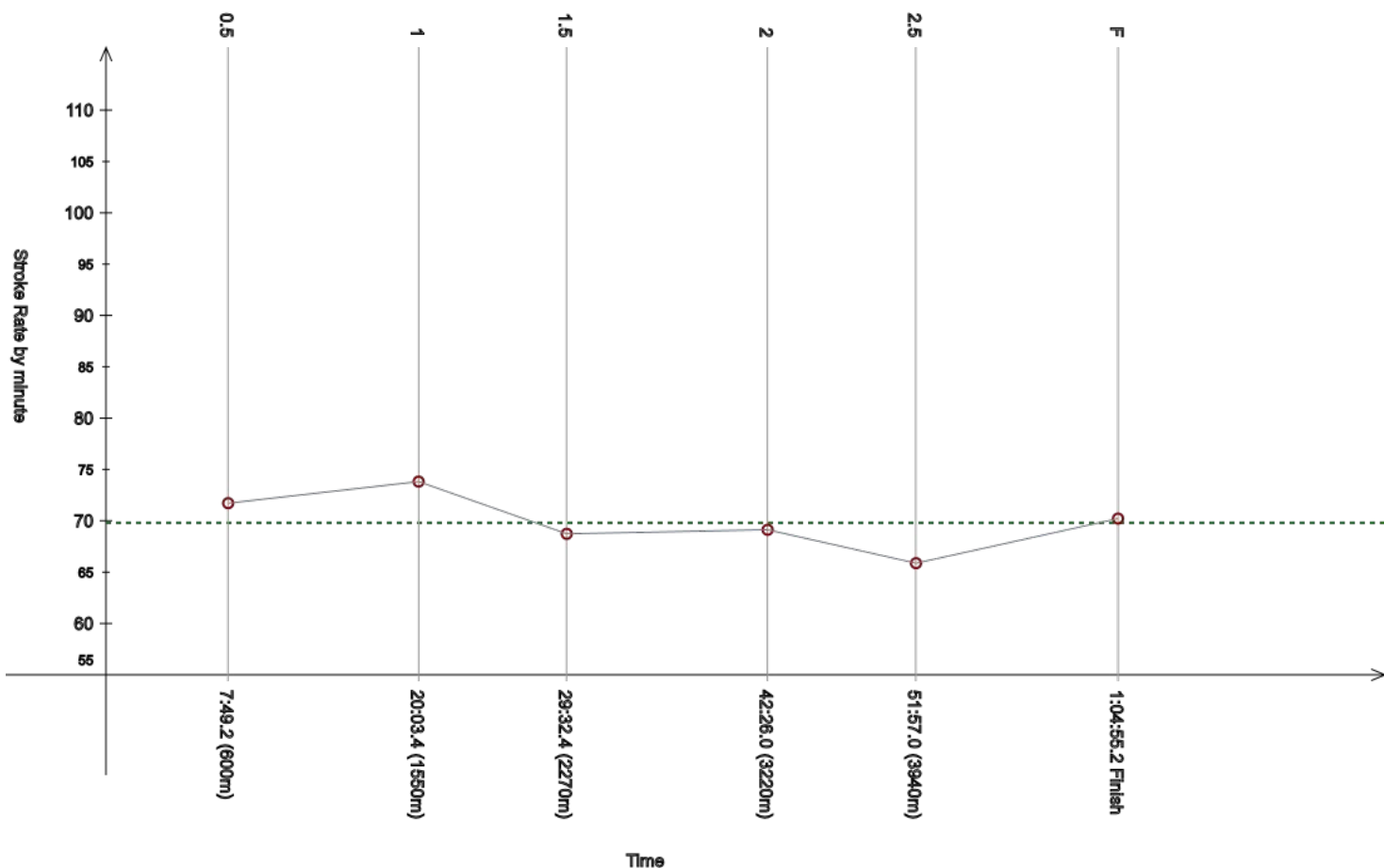


Legend:			
---	Stroke Rate Average	+	Gap or time behind
++	One minute or more behind in split time	F	Finish
SPM	Average strokes per minute	STC	Total strokes

Official Timekeeping by OMEGA

Race Analysis

Rank	Bib	Name	NAT Code			Finish Time			Gap							
47	120	PUSHKO Darya	KAZ			1:04:55.2			+7:21.3							
Lap	Time	Rank	Gap	SPM	Lap	Time	Rank	Gap	SPM	Lap	Time	Rank	Gap	SPM	SPM	STC
0.5	7:49.2	(43)	+23.5	71.7	1	20:03.4	(46)	++	73.8	1.5	29:32.4	(47)	++	68.7		
						12:14.2					9:29.0				69.8	4587
2	42:26.0	(49)	++	69.1	2.5	51:57.0	(48)	++	65.9	F	1:04:55.2	(47)	++	70.2		
	12:53.6					9:31.0					12:58.2					



Legend:			
---	Stroke Rate Average	+	Gap or time behind
++	One minute or more behind in split time	F	Finish
SPM	Average strokes per minute	STC	Total strokes

Official Timekeeping by OMEGA

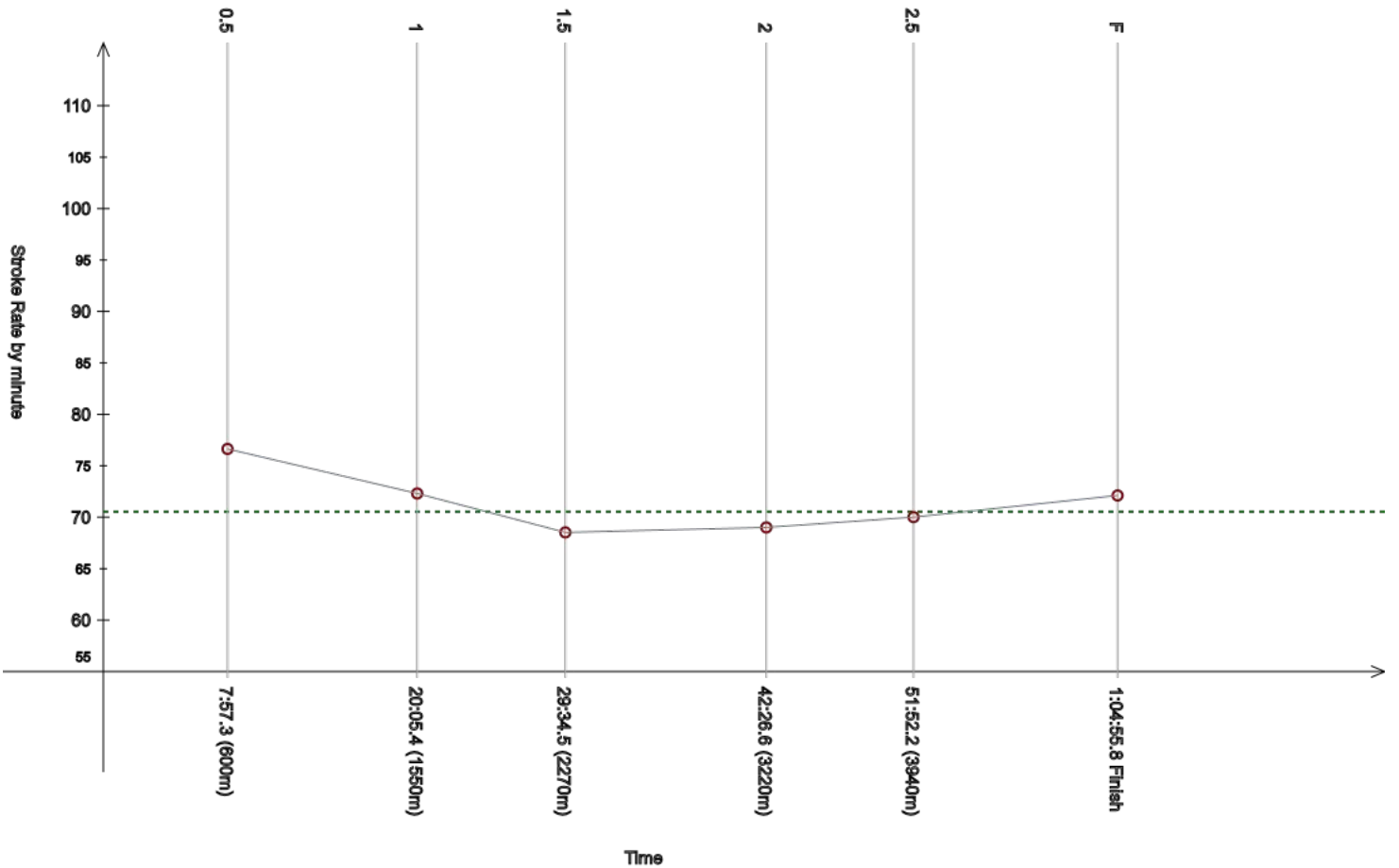
Event 103
7 FEB 2024 - 10:30

Women's 5km

Race Analysis

Rank	Bib	Name	NAT Code	Finish Time	Gap
48	136	MEQDAR Malak	MAR	1:04:55.8	+7:21.9

Lap	Time	Rank	Gap	SPM	Lap	Time	Rank	Gap	SPM	Lap	Time	Rank	Gap	SPM	SPM	STC
0.5	7:57.3	(52)	+31.6	76.6	1	20:05.4	(48)	++	72.3	1.5	29:34.5	(48)	++	68.5		
						12:08.1					9:29.1				70.5	4723
2	42:26.6	(50)	++	69.0	2.5	51:52.2	(44)	++	70.0	F	1:04:55.8	(48)	++	72.1		
	12:52.1					9:25.6					13:03.6					



Legend:			
---	Stroke Rate Average	+	Gap or time behind
++	One minute or more behind in split time	F	Finish
SPM	Average strokes per minute	STC	Total strokes

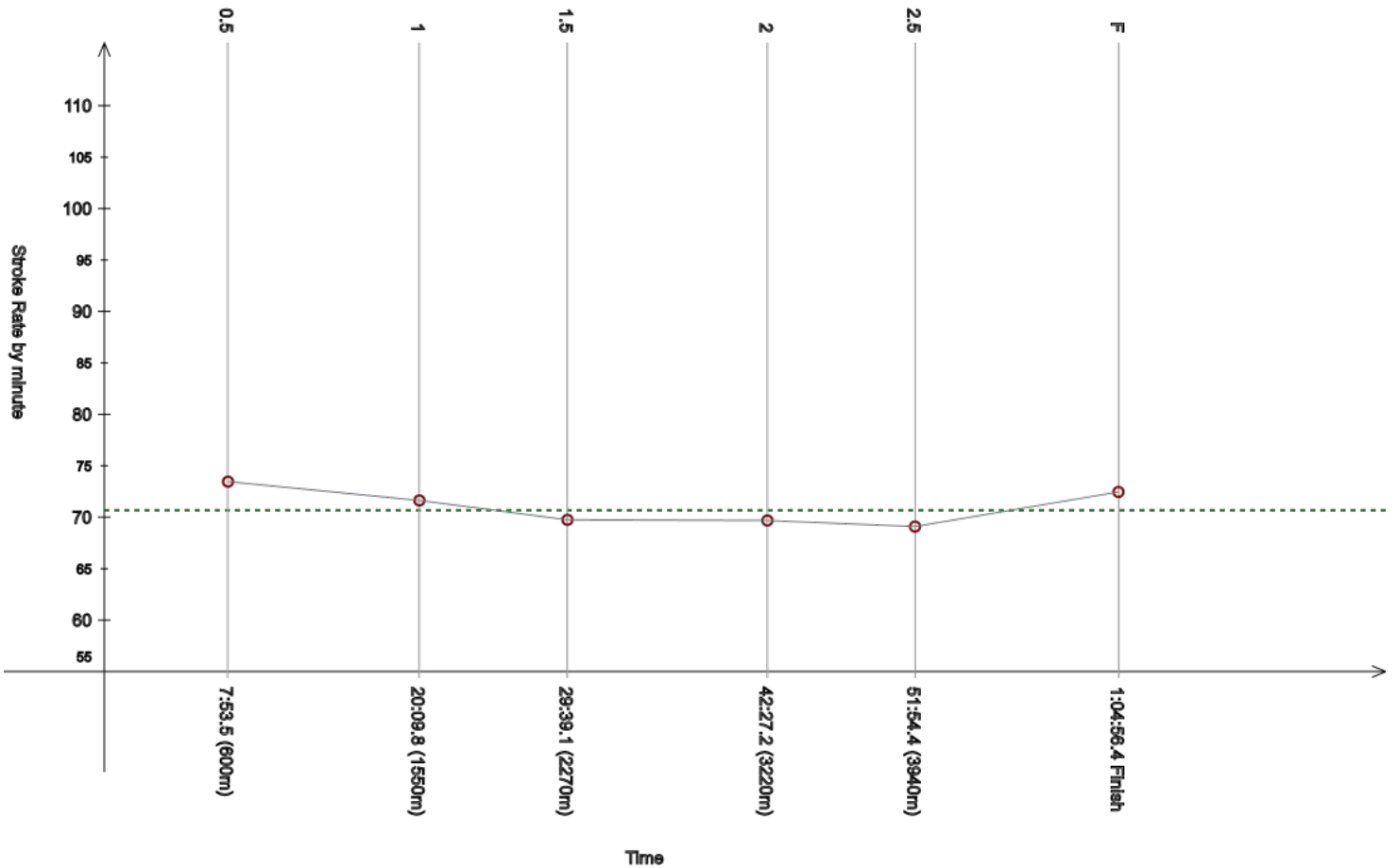
Official Timekeeping by OMEGA

Event 103
7 FEB 2024 - 10:30

Women's 5km

Race Analysis

Rank	Bib	Name	NAT Code			Finish Time			Gap							
49	128	de la ROSA Karla Edith	MEX			1:04:56.4			+7:22.5							
Lap	Time	Rank	Gap	SPM	Lap	Time	Rank	Gap	SPM	Lap	Time	Rank	Gap	SPM	SPM	STC
0.5	7:53.5	(=49)	+27.8	73.5	1	20:09.8	(50)	++	71.6	1.5	29:39.1	(51)	++	69.7		
						12:16.3					9:29.3				70.7	4620
2	42:27.2	(51)	++	69.7	2.5	51:54.4	(45)	++	69.1	F	1:04:56.4	(49)	++	72.5		
	12:48.1					9:27.2					13:02.0					



Legend:			
---	Stroke Rate Average	+	Gap or time behind
++	One minute or more behind in split time	F	Finish
SPM	Average strokes per minute	STC	Total strokes

Official Timekeeping by OMEGA

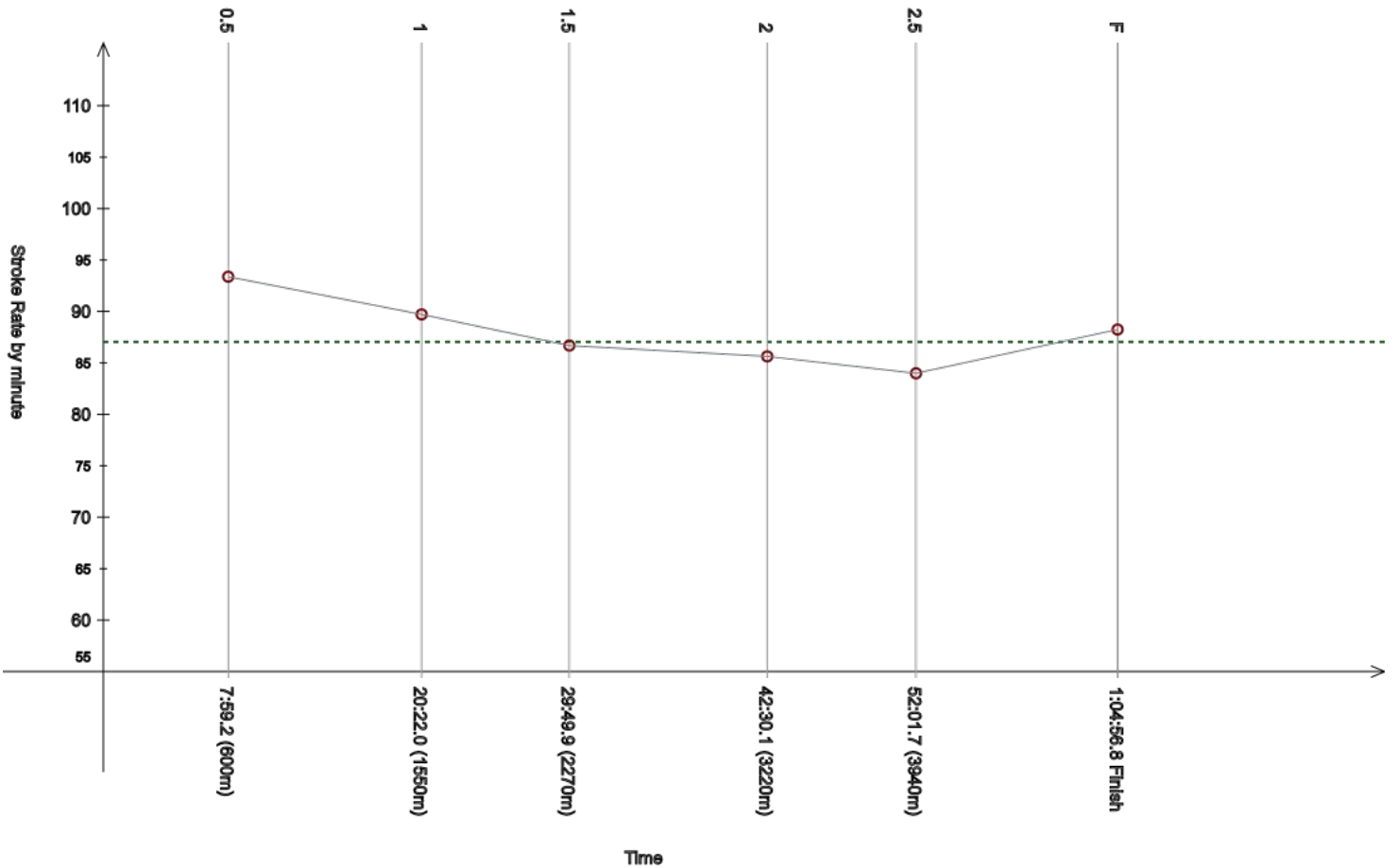
Event 103
7 FEB 2024 - 10:30

Women's 5km

Race Analysis

Rank	Bib	Name	NAT Code	Finish Time	Gap
50	126	APONTE TERAN Ruthseli Guadalupe	VEN	1:04:56.8	+7:22.9

Lap	Time	Rank	Gap	SPM	Lap	Time	Rank	Gap	SPM	Lap	Time	Rank	Gap	SPM	SPM	STC
0.5	7:59.2	(53)	+33.5	93.4	1	20:22.0	(53)	++	89.7	1.5	29:49.9	(52)	++	86.7		
						12:22.8					9:27.9				87.0	5719
2	42:30.1	(53)	++	85.6	2.5	52:01.7	(50)	++	84.0	F	1:04:56.8	(50)	++	88.2		
	12:40.2					9:31.6					12:55.1					



Legend:			
---	Stroke Rate Average	+	Gap or time behind
++	One minute or more behind in split time	F	Finish
SPM	Average strokes per minute	STC	Total strokes

Official Timekeeping by OMEGA

Event 103

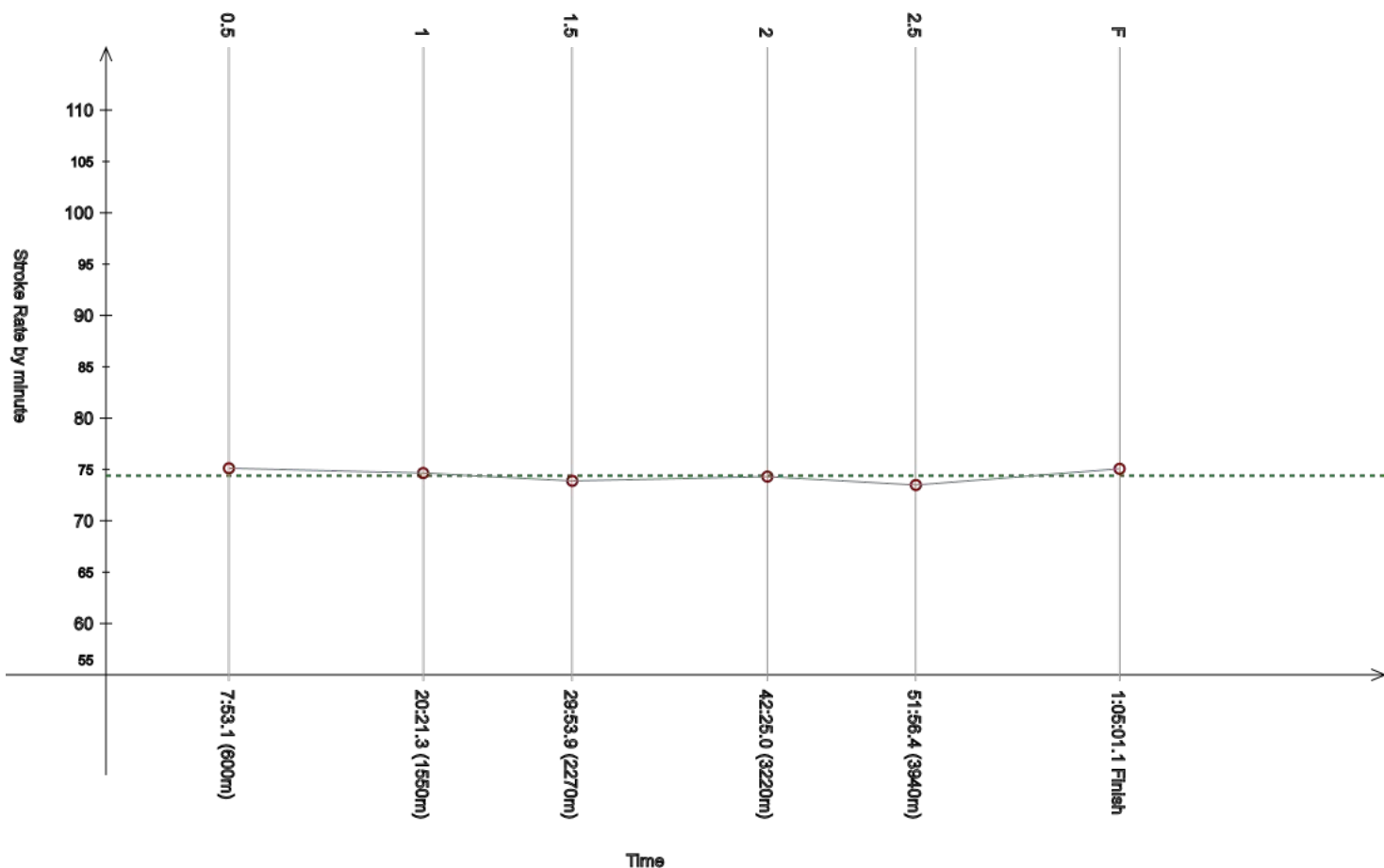
7 FEB 2024 - 10:30

Women's 5km

Race Analysis

Rank	Bib	Name	NAT Code	Finish Time	Gap
51	121	QUILES Alondra Itzel	PUR	1:05:01.1	+7:27.2

Lap	Time	Rank	Gap	SPM	Lap	Time	Rank	Gap	SPM	Lap	Time	Rank	Gap	SPM	SPM	STC
0.5	7:53.1	(48)	+27.4	75.1	1	20:21.3	(52)	++	74.7	1.5	29:53.9	(53)	++	73.9		
						12:28.2					9:32.6				74.4	4960
2	42:25.0	(46)	++	74.3	2.5	51:56.4	(46)	++	73.5	F	1:05:01.1	(51)	++	75.1		
	12:31.1					9:31.4					13:04.7					



Legend:			
---	Stroke Rate Average	+	Gap or time behind
++	One minute or more behind in split time	F	Finish
SPM	Average strokes per minute	STC	Total strokes

Official Timekeeping by OMEGA

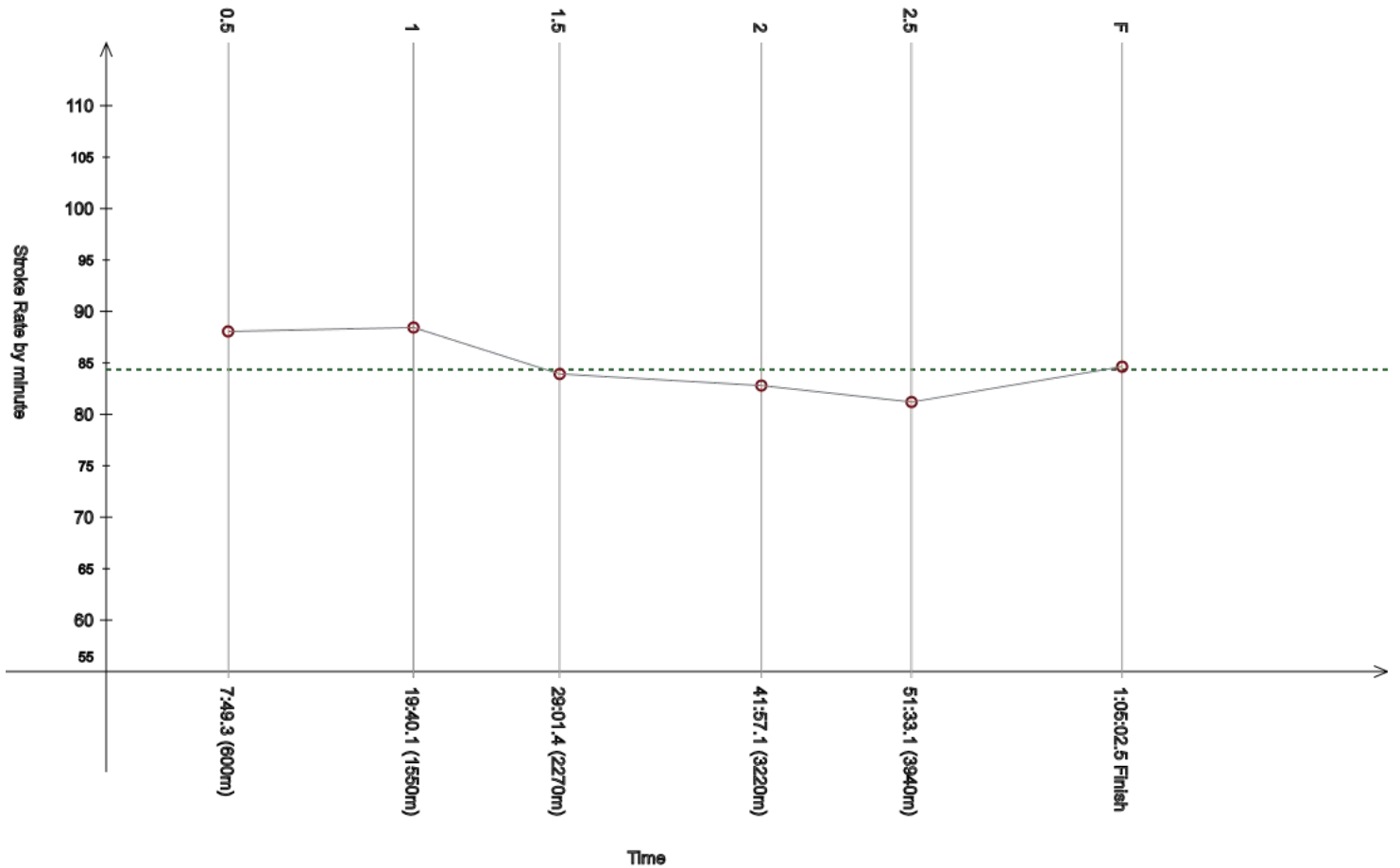
Event 103
7 FEB 2024 - 10:30

Women's 5km

Race Analysis

Rank	Bib	Name	NAT Code	Finish Time	Gap
52	123	BOZ Sezen Akanda	TUR	1:05:02.5	+7:28.6

Lap	Time	Rank	Gap	SPM	Lap	Time	Rank	Gap	SPM	Lap	Time	Rank	Gap	SPM	SPM	STC
0.5	7:49.3	(44)	+23.6	88.1	1	19:40.1	(45)	++	88.4	1.5	29:01.4	(45)	++	83.9		
						11:50.8					9:21.3				84.4	5526
2	41:57.1	(45)	++	82.8	2.5	51:33.1	(43)	++	81.2	F	1:05:02.5	(52)	++	84.6		
	12:55.7					9:36.0					13:29.4					



Legend:	
---	Stroke Rate Average
++	One minute or more behind in split time
SPM	Average strokes per minute
+	Gap or time behind
F	Finish
STC	Total strokes

Official Timekeeping by OMEGA

Event 103

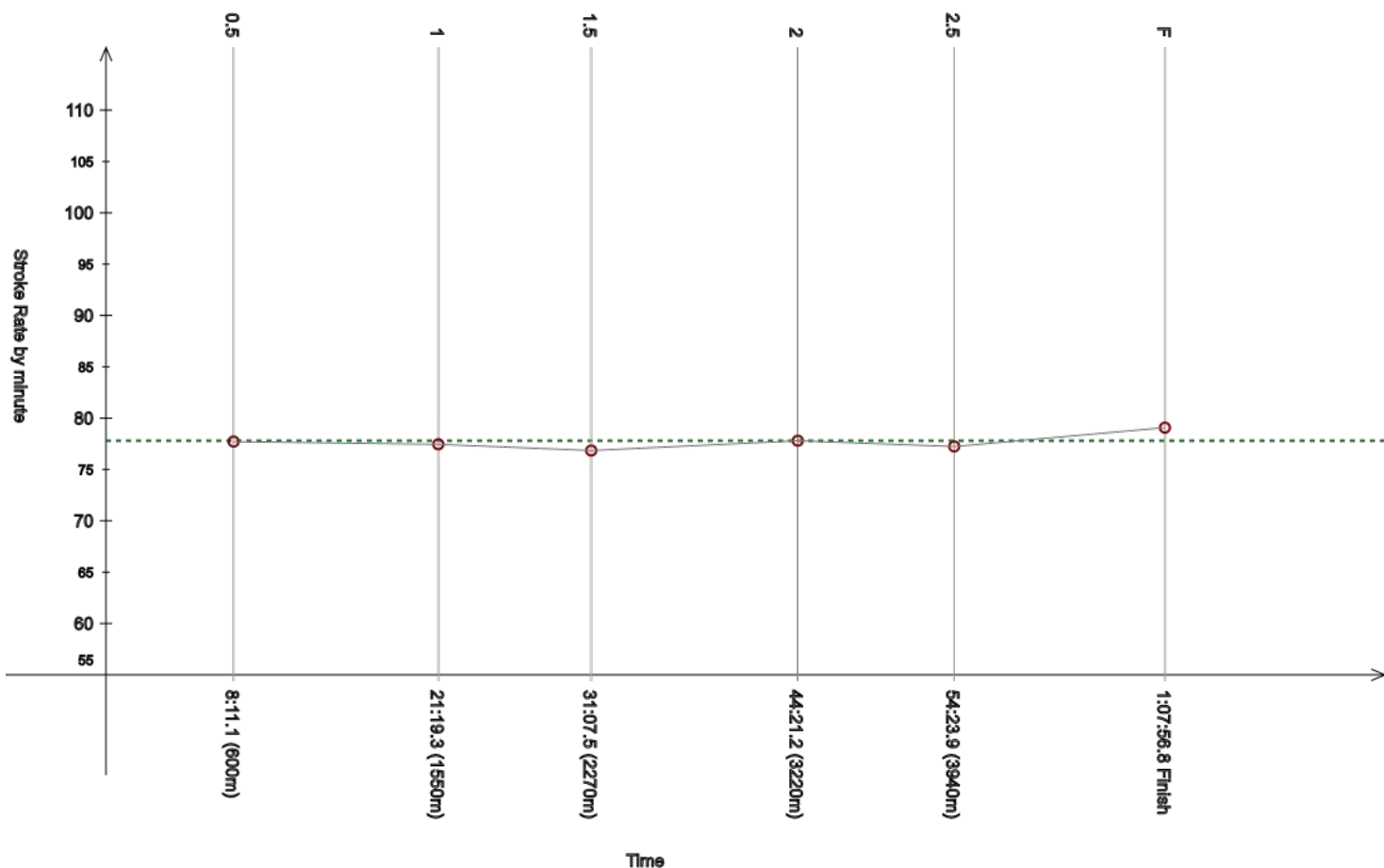
7 FEB 2024 - 10:30

Women's 5km

Race Analysis

Rank	Bib	Name	NAT Code			Finish Time	Gap
53	159	HERNADEZ Isabella	DOM			1:07:56.8	+10:22.9

Lap	Time	Rank	Gap	SPM	Lap	Time	Rank	Gap	SPM	Lap	Time	Rank	Gap	SPM	SPM	STC
0.5	8:11.1	(56)	+45.4	77.7	1	21:19.3	(54)	++	77.5	1.5	31:07.5	(54)	++	76.8		
						13:08.2					9:48.2				77.8	5319
2	44:21.2	(54)	++	77.8	2.5	54:23.9	(52)	++	77.2	F	1:07:56.8	(53)	++	79.1		
	13:13.7					10:02.7					13:32.9					

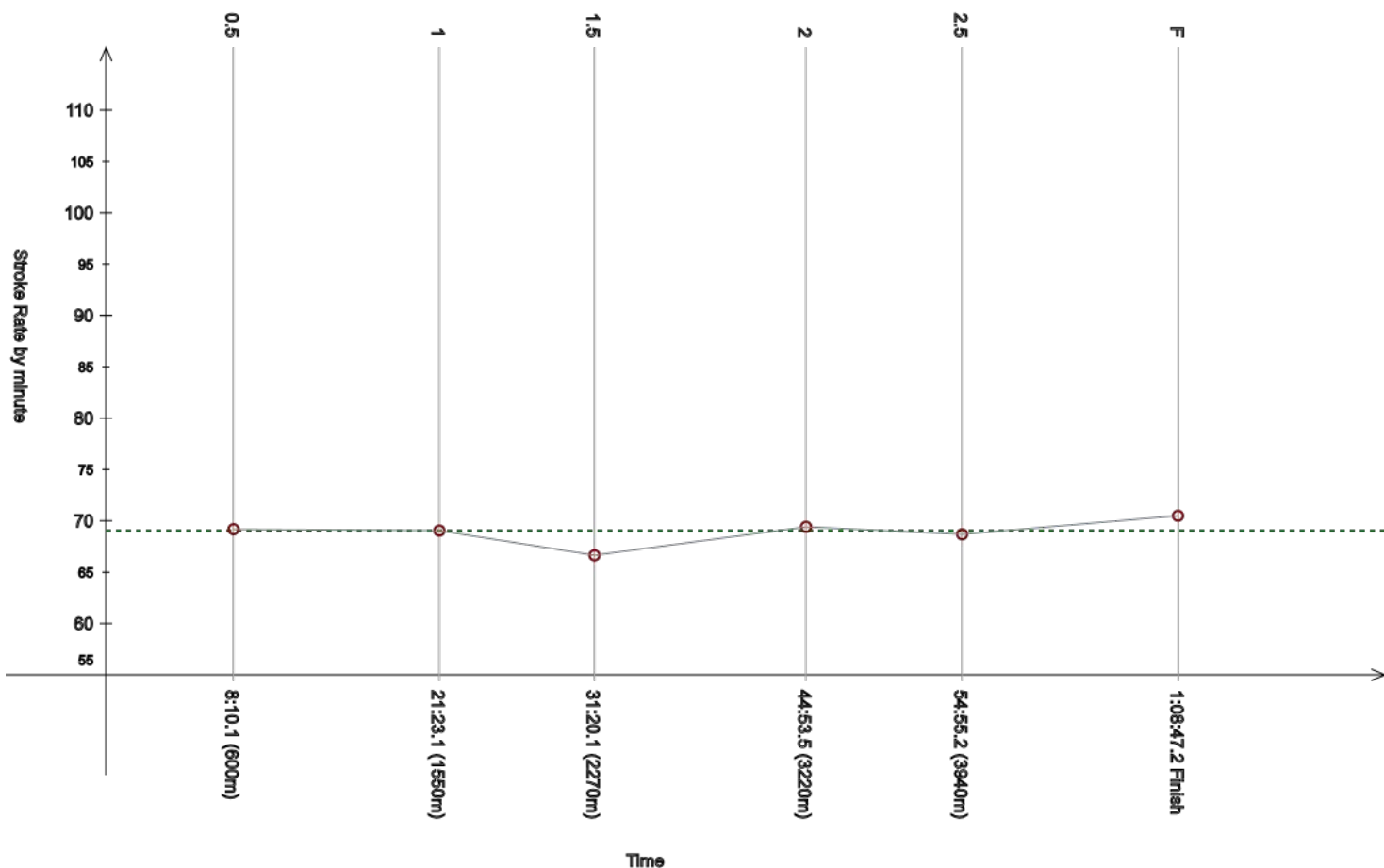


Legend:			
----	Stroke Rate Average	+	Gap or time behind
++	One minute or more behind in split time	F	Finish
SPM	Average strokes per minute	STC	Total strokes

Official Timekeeping by OMEGA

Race Analysis

Rank	Bib	Name				NAT Code				Finish Time	Gap					
54	105	BANGALORE MAHESH RITHIKA				IND				1:08:47.2	+11:13.3					
Lap	Time	Rank	Gap	SPM	Lap	Time	Rank	Gap	SPM	Lap	Time	Rank	Gap	SPM	SPM	STC
0.5	8:10.1	(55)	+44.4	69.2	1	21:23.1	(56)	++	69.1	1.5	31:20.1	(=55)	++	66.6		
						13:13.0					9:57.0				69.0	4770
2	44:53.5	(55)	++	69.4	2.5	54:55.2	(53)	++	68.7	F	1:08:47.2	(54)	++	70.5		
	13:33.4					10:01.7					13:52.0					



Legend:			
---	Stroke Rate Average	+	Gap or time behind
++	One minute or more behind in split time	F	Finish
SPM	Average strokes per minute	STC	Total strokes

Official Timekeeping by OMEGA

Event 103

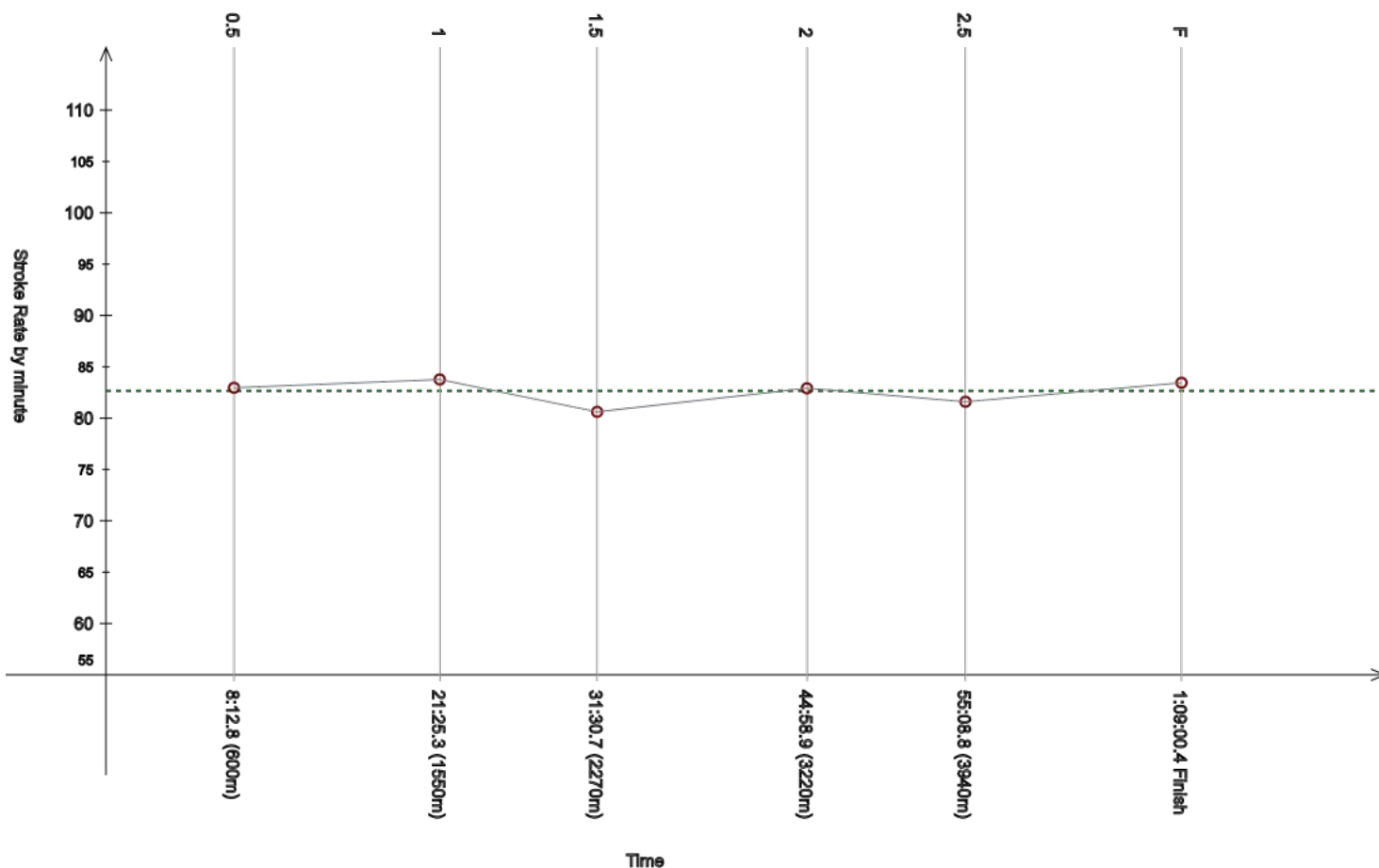
7 FEB 2024 - 10:30

Women's 5km

Race Analysis

Rank	Bib	Name	NAT Code	Finish Time	Gap
55	122	GUSTIANJANI Kathriana Mella	INA	1:09:00.4	+11:26.5

Lap	Time	Rank	Gap	SPM	Lap	Time	Rank	Gap	SPM	Lap	Time	Rank	Gap	SPM	SPM	STC
0.5	8:12.8	(57)	+47.1	83.0	1	21:25.3	(57)	++	83.8	1.5	31:30.7	(57)	++	80.6		
						13:12.5					10:05.4				82.7	5727
2	44:58.9	(57)	++	82.9	2.5	55:08.8	(54)	++	81.6	F	1:09:00.4	(55)	++	83.5		
	13:28.2					10:09.9					13:51.6					



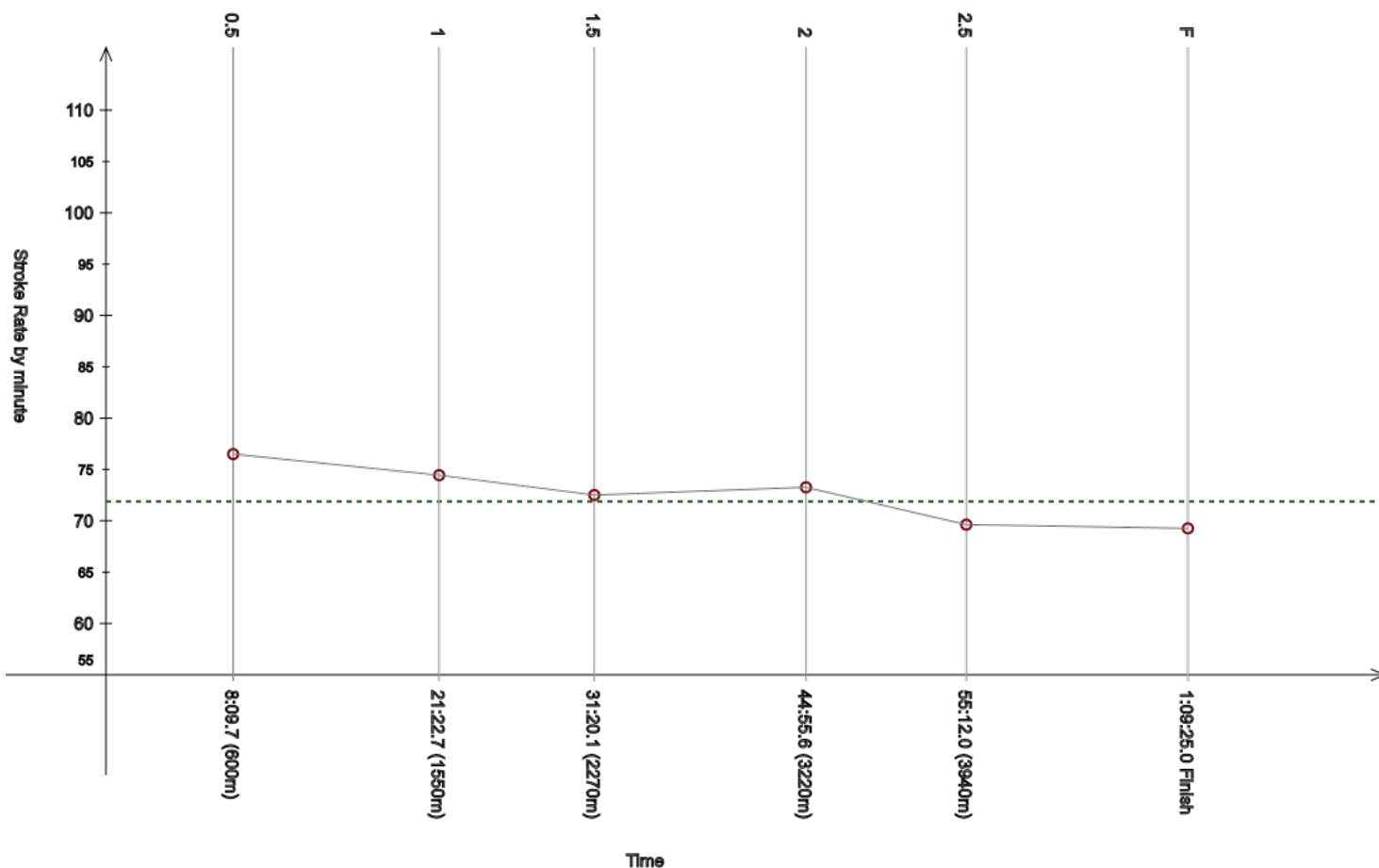
Legend:			
---	Stroke Rate Average	+	Gap or time behind
++	One minute or more behind in split time	F	Finish
SPM	Average strokes per minute	STC	Total strokes

Official Timekeeping by OMEGA

Race Analysis

Rank	Bib	Name	NAT Code	Finish Time	Gap
56	164	GUADAMURO Mariela	PUR	1:09:25.0	+11:51.1

Lap	Time	Rank	Gap	SPM	Lap	Time	Rank	Gap	SPM	Lap	Time	Rank	Gap	SPM	SPM	STC
0.5	8:09.7	(54)	+44.0	76.5	1	21:22.7	(55)	++	74.4	1.5	31:20.1	(=55)	++	72.5		
						13:13.0					9:57.4				71.9	5028
2	44:55.6	(56)	++	73.3	2.5	55:12.0	(55)	++	69.6	F	1:09:25.0	(56)	++	69.3		
	13:35.5					10:16.4					14:13.0					



Legend:			
---	Stroke Rate Average	+	Gap or time behind
++	One minute or more behind in split time	F	Finish
SPM	Average strokes per minute	STC	Total strokes

Official Timekeeping by OMEGA

Event 103

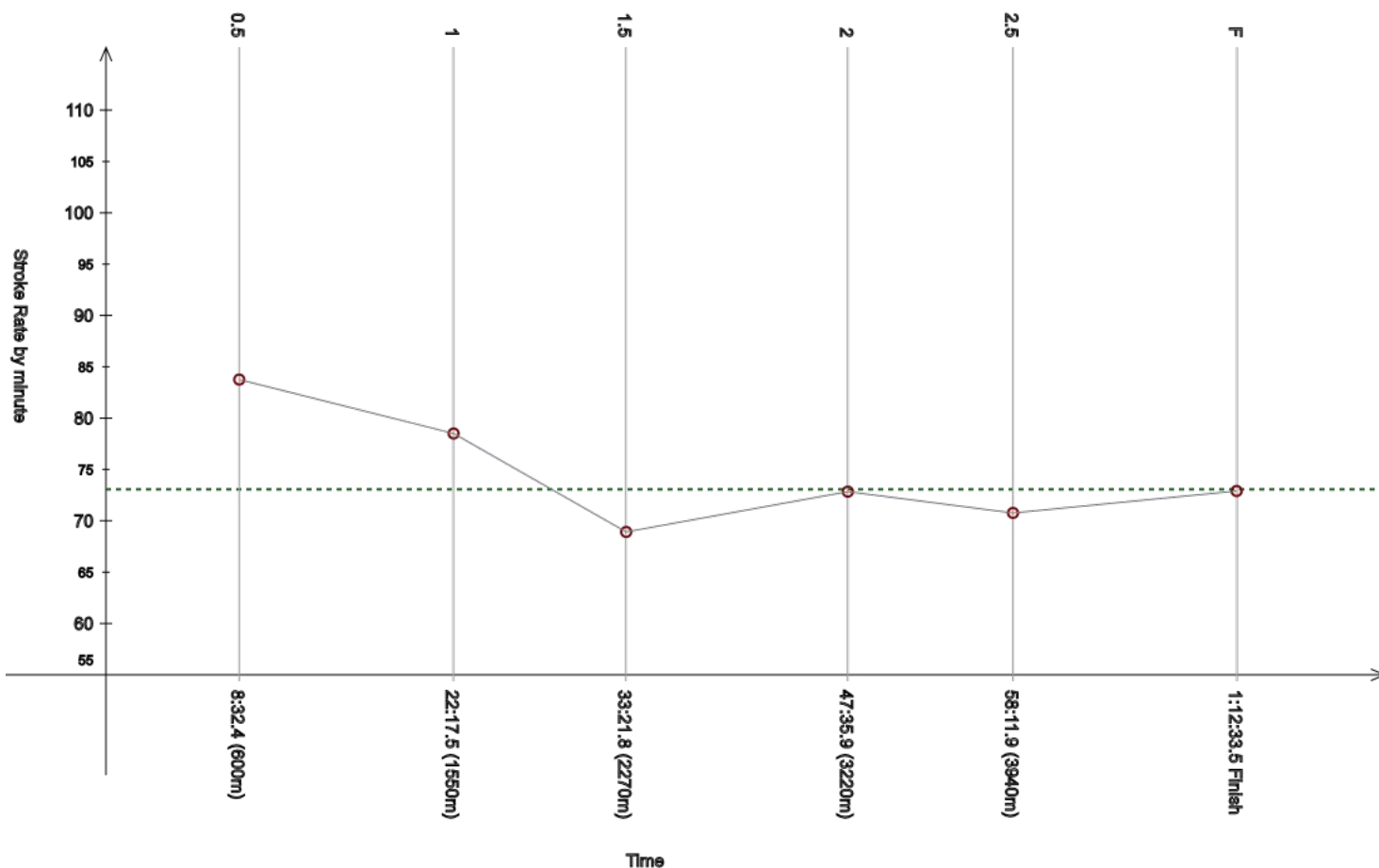
7 FEB 2024 - 10:30

Women's 5km

Race Analysis

Rank	Bib	Name	NAT Code	Finish Time	Gap
57	109	KINNAIRD Brynne	NAM	1:12:33.5	+14:59.6

Lap	Time	Rank	Gap	SPM	Lap	Time	Rank	Gap	SPM	Lap	Time	Rank	Gap	SPM	SPM	STC
0.5	8:32.4	(58)	++	83.8	1	22:17.5	(58)	++	78.5	1.5	33:21.8	(58)	++	68.9		
						13:45.1					11:04.3				73.1	5398
2	47:35.9	(58)	++	72.8	2.5	58:11.9	(56)	++	70.8	F	1:12:33.5	(57)	++	72.9		
	14:14.1					10:36.0					14:21.6					



Legend:			
---	Stroke Rate Average	+	Gap or time behind
++	One minute or more behind in split time	F	Finish
SPM	Average strokes per minute	STC	Total strokes

Official Timekeeping by OMEGA

Event 103

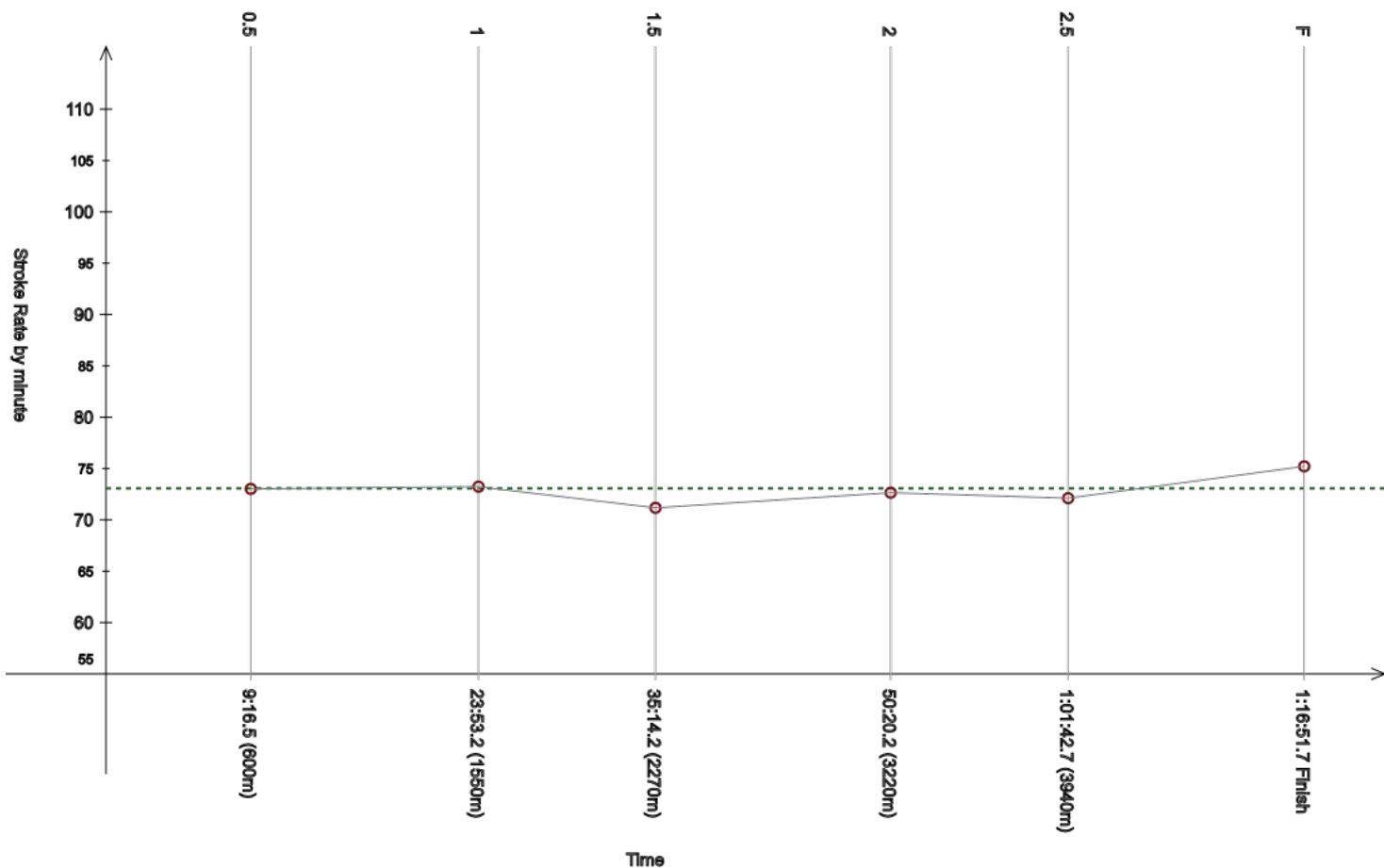
7 FEB 2024 - 10:30

Women's 5km

Race Analysis

Rank	Bib	Name	NAT Code	Finish Time	Gap
	154	STEYN Carissa	NAM	1:16:51.7	OTL

Lap	Time	Rank	Gap	SPM	Lap	Time	Rank	Gap	SPM	Lap	Time	Rank	Gap	SPM	SPM	STC
0.5	9:16.5	(60)	++	73.0	1	23:53.2	(59)	++	73.2	1.5	35:14.2	(59)	++	71.2		
						14:36.7					11:21.0				73.1	5635
2	50:20.2	(60)	++	72.7	2.5	1:01:42.7	(=57)	++	72.1	F	1:16:51.7		++	75.2		
	15:06.0					11:22.5										

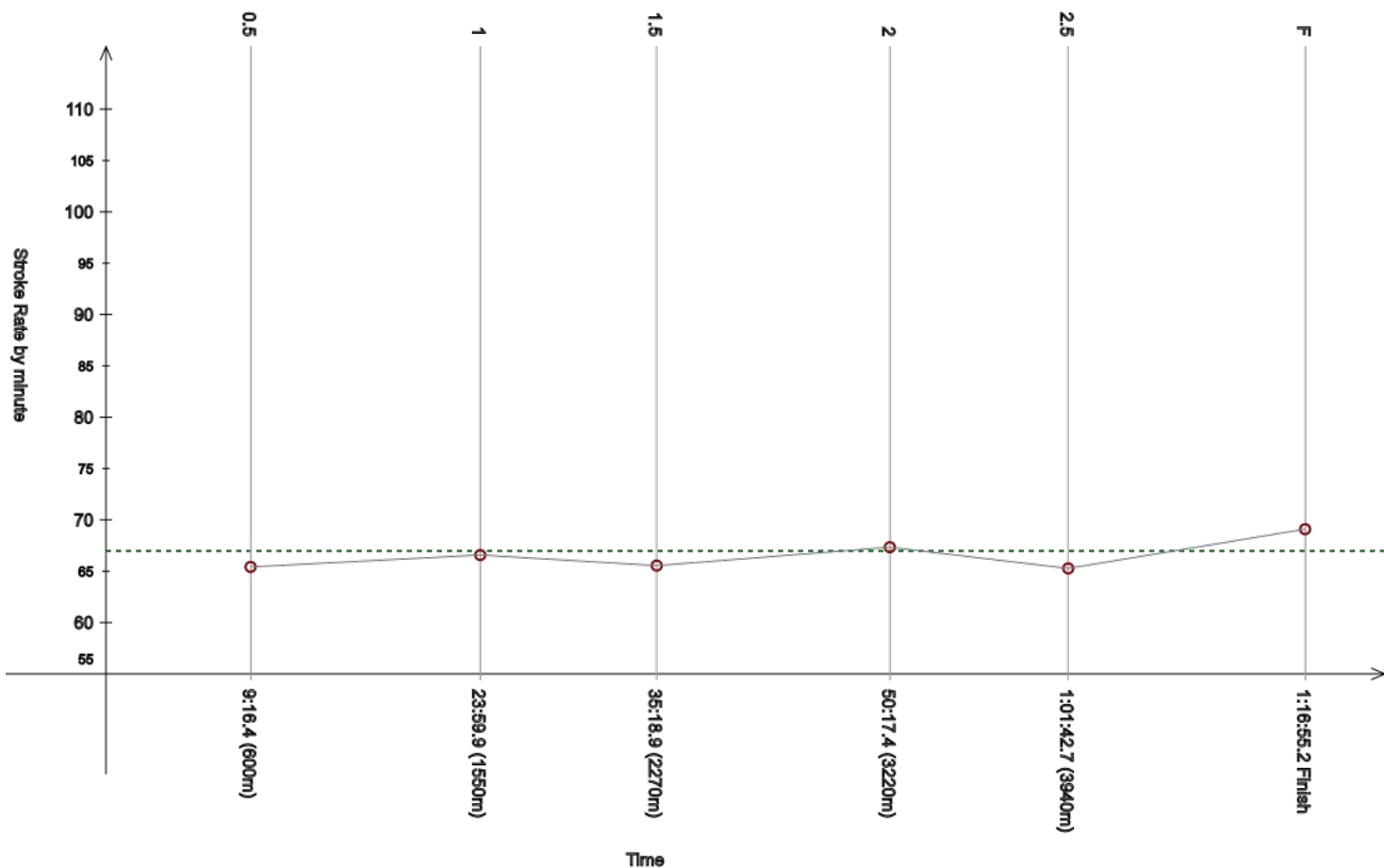


Legend:					
----	Stroke Rate Average	++	One minute or more behind in split time	F	Finish
OTL	Outside Time Limit	SPM	Average strokes per minute	STC	Total strokes

Official Timekeeping by OMEGA

Race Analysis

Rank	Bib	Name				NAT Code				Finish Time	Gap					
	101	RODRIGUEZ Maria Fernanda				BOL				1:16:55.2	OTL					
Lap	Time	Rank	Gap	SPM	Lap	Time	Rank	Gap	SPM	Lap	Time	Rank	Gap	SPM	SPM	STC
0.5	9:16.4	(59)	++	65.4	1	23:59.9	(60)	++	66.6	1.5	35:18.9	(60)	++	65.5		
						14:43.5					11:19.0					
2	50:17.4	(59)	++	67.3	2.5	1:01:42.7	(=57)	++	65.3	F	1:16:55.2		++	69.1	67.0	5169
	14:58.5					11:25.3										



Legend:					
----	Stroke Rate Average	++	One minute or more behind in split time	F	Finish
OTL	Outside Time Limit	SPM	Average strokes per minute	STC	Total strokes

Official Timekeeping by OMEGA

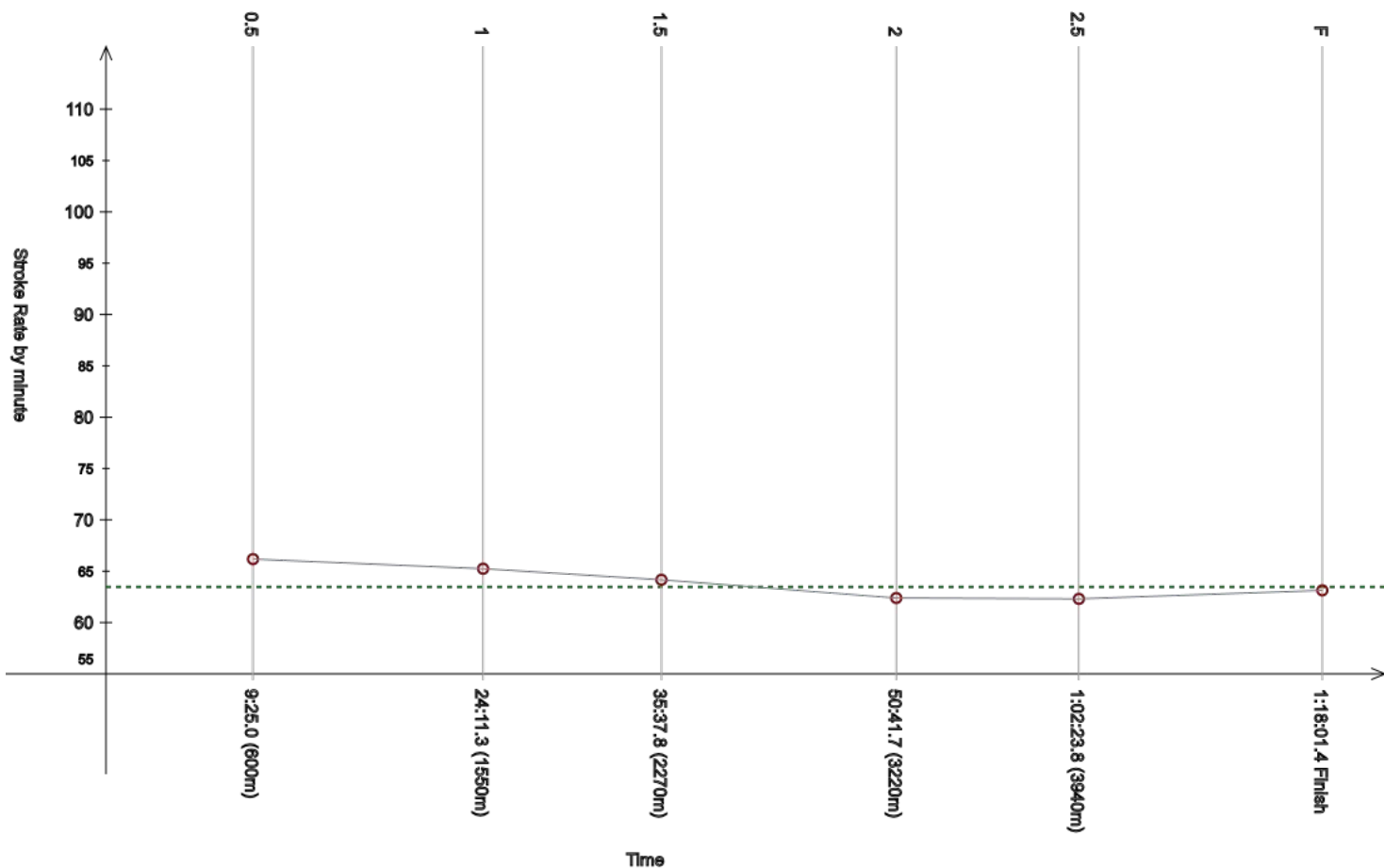
Event 103
7 FEB 2024 - 10:30

Women's 5km

Race Analysis

Rank	Bib	Name	NAT Code	Finish Time	Gap
	137	BRISTOL Dorianne	SEY	1:18:01.4	OTL

Lap	Time	Rank	Gap	SPM	Lap	Time	Rank	Gap	SPM	Lap	Time	Rank	Gap	SPM	SPM	STC
0.5	9:25.0	(61)	++	66.2	1	24:11.3	(61)	++	65.2	1.5	35:37.8	(61)	++	64.2		
						14:46.3					11:26.5				63.5	5016
2	50:41.7	(61)	++	62.4	2.5	1:02:23.8	(59)	++	62.3	F	1:18:01.4		++	63.1		
	15:03.9					11:42.1										



Legend:					
----	Stroke Rate Average	++	One minute or more behind in split time	F	Finish
OTL	Outside Time Limit	SPM	Average strokes per minute	STC	Total strokes

Official Timekeeping by OMEGA

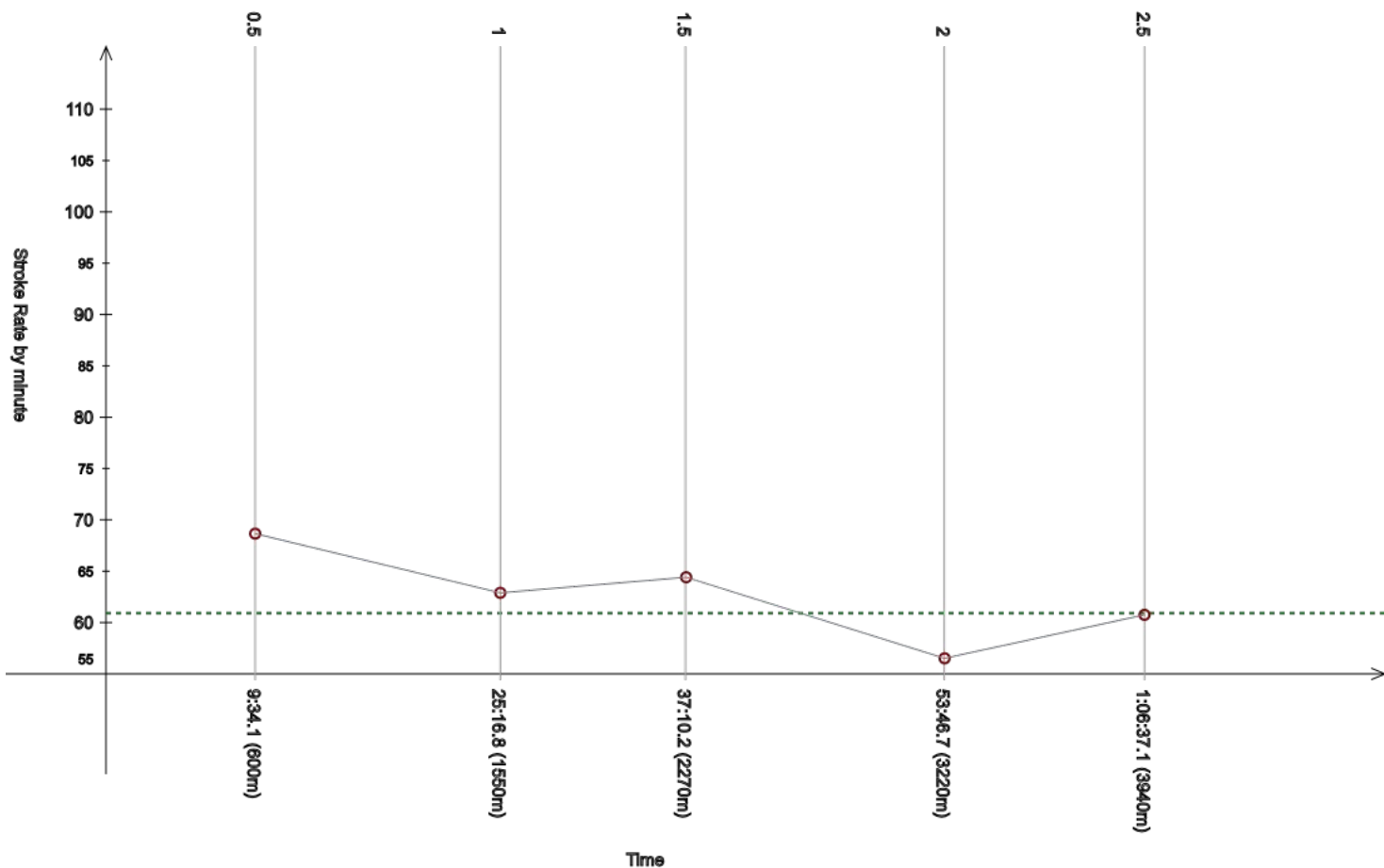
Event 103

7 FEB 2024 - 10:30

Women's 5km

Race Analysis

Rank	Bib	Name	NAT Code					Finish Time	Gap							
	158	MUBIRU Swagiah	UGA					OTL								
Lap	Time	Rank	Gap	SPM	Lap	Time	Rank	Gap	SPM	Lap	Time	Rank	Gap	SPM	SPM	STC
0.5	9:34.1	(62)	++	68.7	1	25:16.8	(62)	++	62.9	1.5	37:10.2	(62)	++	64.4		
						15:42.7					11:53.4				60.9	4154
2	53:46.7	(62)	++	56.5	2.5	1:06:37.1	(60)	++	60.8	F						
	16:36.5					12:50.4										



Legend:					
----	Stroke Rate Average	++	One minute or more behind in split time	F	Finish
OTL	Outside Time Limit	SPM	Average strokes per minute	STC	Total strokes

Official Timekeeping by OMEGA

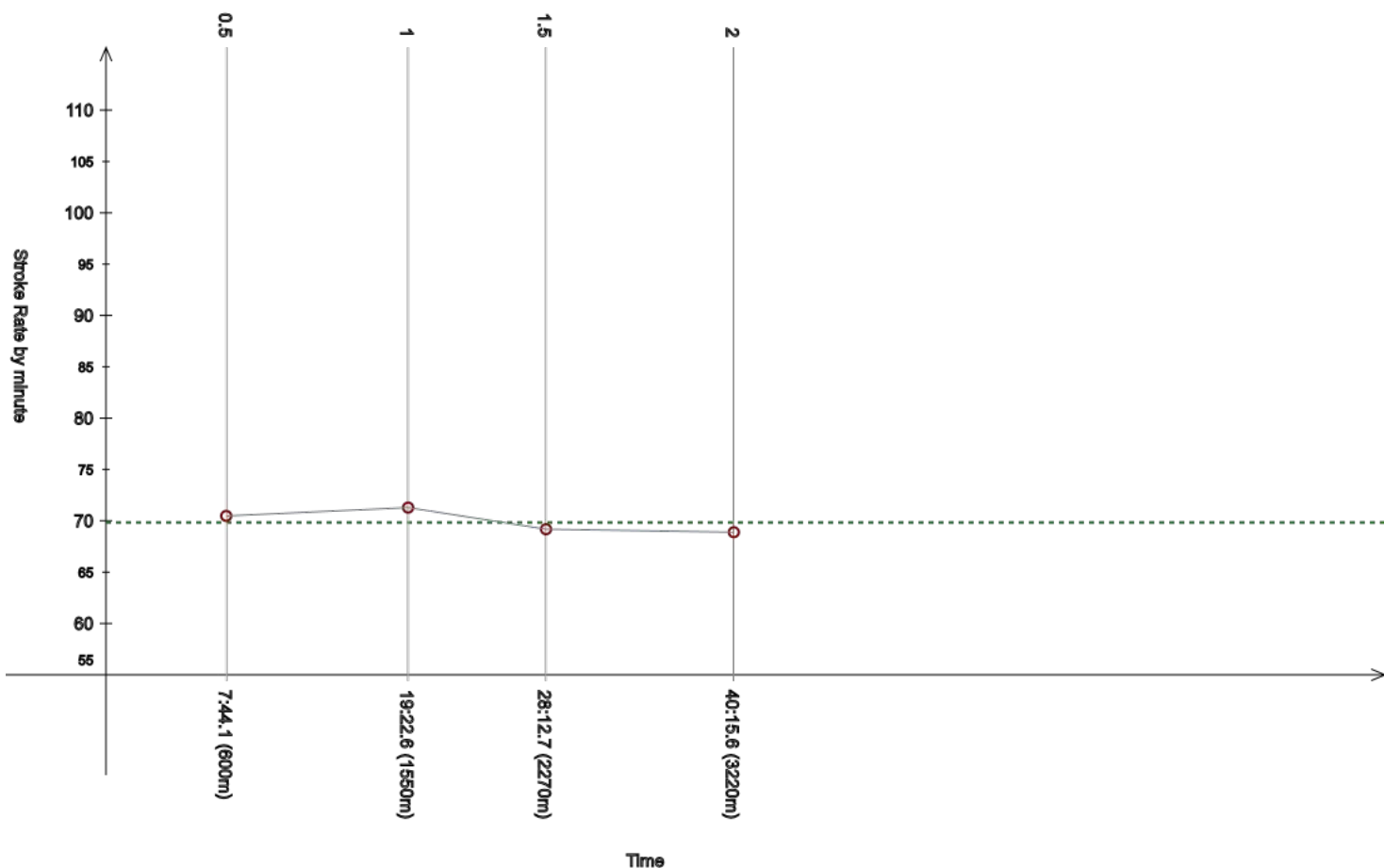
Event 103

7 FEB 2024 - 10:30

Women's 5km

Race Analysis

Rank	Bib	Name	NAT Code					Finish Time	Gap							
	165	LIEW Li-Shan Chantal	SGP					DNF								
Lap	Time	Rank	Gap	SPM	Lap	Time	Rank	Gap	SPM	Lap	Time	Rank	Gap	SPM	SPM	STC
0.5	7:44.1	(=34)	+18.4	70.5	1	19:22.6	(44)	+43.2	71.3	1.5	28:12.7	(42)	++	69.2		
						11:38.5					8:50.1				69.8	2853
2	40:15.6	(44)	++	68.9	2.5					F						
	12:02.9															



Legend:					
----	Stroke Rate Average	+	Gap or time behind	++	One minute or more behind in split time
DNF	Did Not Finish	F	Finish	SPM	Average strokes per minute
STC	Total strokes				

Official Timekeeping by OMEGA

Event 103
7 FEB 2024 - 10:30

Women's 5km

Race Analysis

Rank	Bib	Name	NAT Code					Finish Time	Gap							
	114	PORRES Maria	GUA					DNS								
Lap	Time	Rank	Gap	SPM	Lap	Time	Rank	Gap	SPM	Lap	Time	Rank	Gap	SPM	SPM	STC
0.5					1					1.5						
2					2.5					F						

Legend:								
----	Stroke Rate Average	DNS	Did Not Start	F	Finish	SPM	Average strokes per minute	
STC	Total strokes							

Official Timekeeping by OMEGA

Event 103

7 FEB 2024 - 10:30

Women's 5km

Race Analysis

Rank	Bib	Name	NAT Code	Finish Time	Gap
	160	RAMIREZ Michell	HON	DNS	

Lap	Time	Rank	Gap	SPM	Lap	Time	Rank	Gap	SPM	Lap	Time	Rank	Gap	SPM	SPM	STC
0.5					1					1.5						
2					2.5					F						

Legend:							
----	Stroke Rate Average	DNS	Did Not Start	F	Finish	SPM	Average strokes per minute
STC	Total strokes						

Official Timekeeping by OMEGA

Event 103
7 FEB 2024 - 10:30

Women's 5km

Race Analysis

Rank	Bib	Name	NAT Code					Finish Time	Gap							
	163	BIANCHI Maria	KEN					DNS								
Lap	Time	Rank	Gap	SPM	Lap	Time	Rank	Gap	SPM	Lap	Time	Rank	Gap	SPM	SPM	STC
0.5					1					1.5						
2					2.5					F						

Legend:							
----	Stroke Rate Average	DNS	Did Not Start	F	Finish	SPM	Average strokes per minute
STC	Total strokes						

Official Timekeeping by OMEGA