



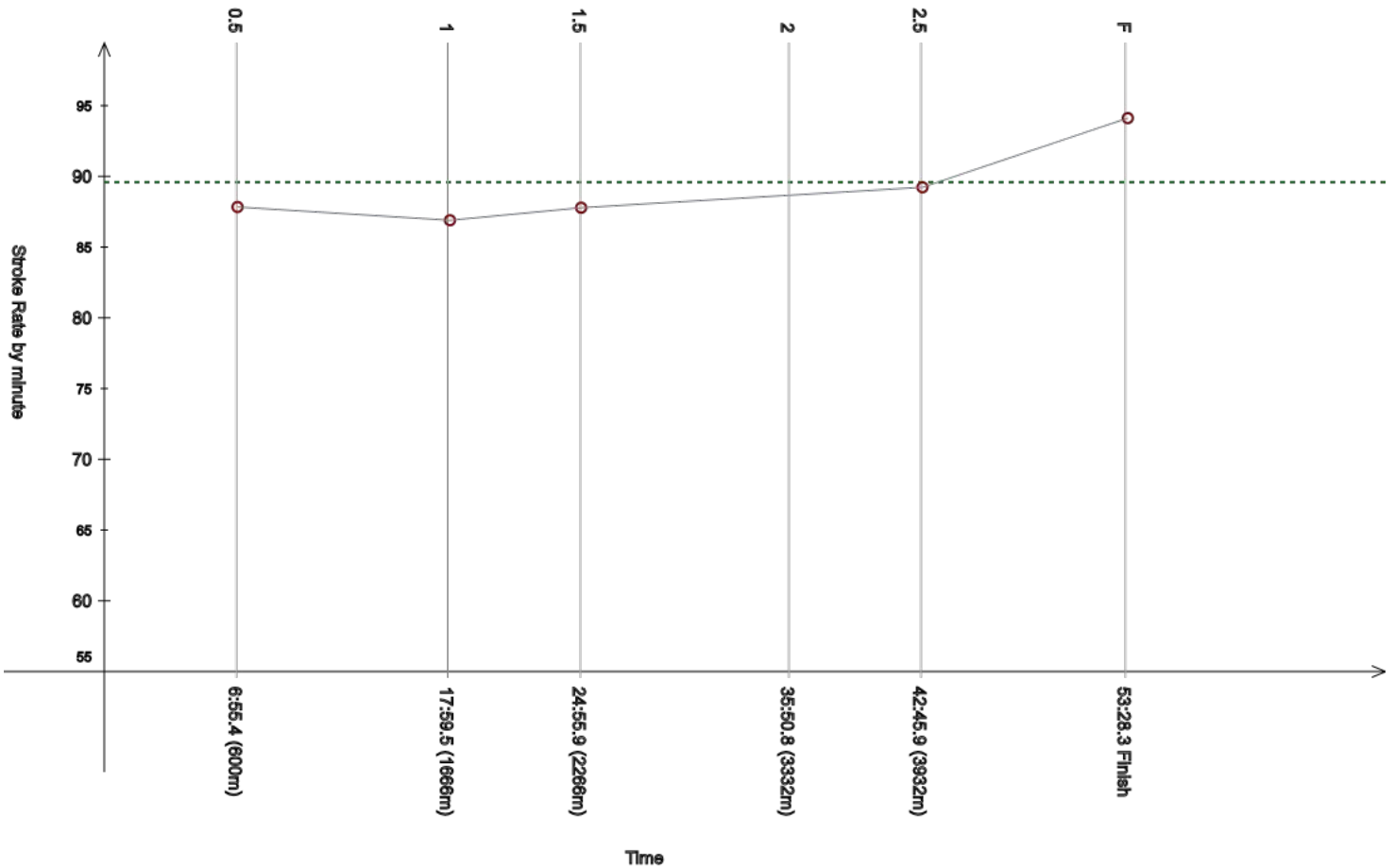
Event 103
13 JUN 2024 - 9:00

Men's 5 km

Race Analysis

Rank	Bib	Name	NAT Code			Finish Time	Gap
1	15	BETLEHEM David	HUN			53:28.3	

Lap	Time	Rank	Gap	SPM	Lap	Time	Rank	Gap	SPM	Lap	Time	Rank	Gap	SPM	SPM	STC
0.5	6:55.4	(3)	+3.0	87.8	1	17:59.5	(3)	+1.5	86.9	1.5	24:55.9	(4)	+5.3	87.8		
						11:04.1					6:56.4				89.6	4770
2	35:50.8	(2)	+1.7	-	2.5	42:45.9	(2)	+0.4	89.2	F	53:28.3	(1)		94.1		
	10:54.9					6:55.1					10:42.4					



Legend:	----- Stroke Rate Average	+	Gap or time behind	F	Finish	SPM	Average strokes per minute
STC	Total strokes						

Official Timekeeping by OMEGA



ПЛИВАЧКИ САВЕЗ СРБИЈЕ
Serbian Swimming Federation





Event 103

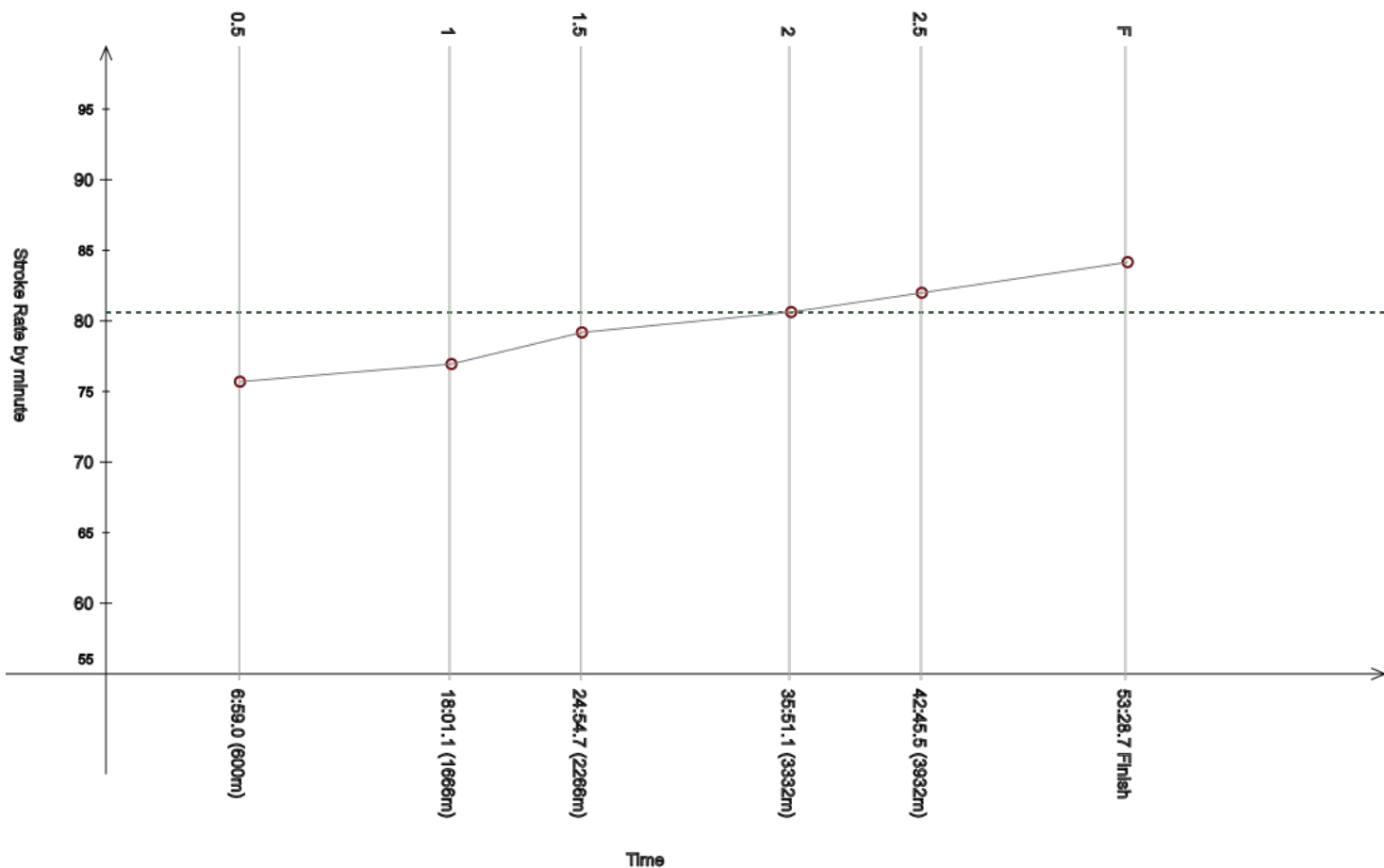
Men's 5 km

13 JUN 2024 - 9:00

Race Analysis

Rank	Bib	Name	NAT Code			Finish Time	Gap
2	29	OLIVIER Marc-Antoine	FRA			53:28.7	+0.4

Lap	Time	Rank	Gap	SPM	Lap	Time	Rank	Gap	SPM	Lap	Time	Rank	Gap	SPM	SPM	STC
0.5	6:59.0	(6)	+6.6	75.7	1	18:01.1	(5)	+3.1	77.0	1.5	24:54.7	(3)	+4.1	79.2		
						11:02.1					6:53.6				80.6	4299
2	35:51.1	(3)	+2.0	80.6	2.5	42:45.5	(1)		82.0	F	53:28.7	(2)	+0.4	84.2		
	10:56.4					6:54.4					10:43.2					



Legend:	----- Stroke Rate Average	+	Gap or time behind	F	Finish	SPM	Average strokes per minute
STC	Total strokes						

Official Timekeeping by OMEGA





Event 103

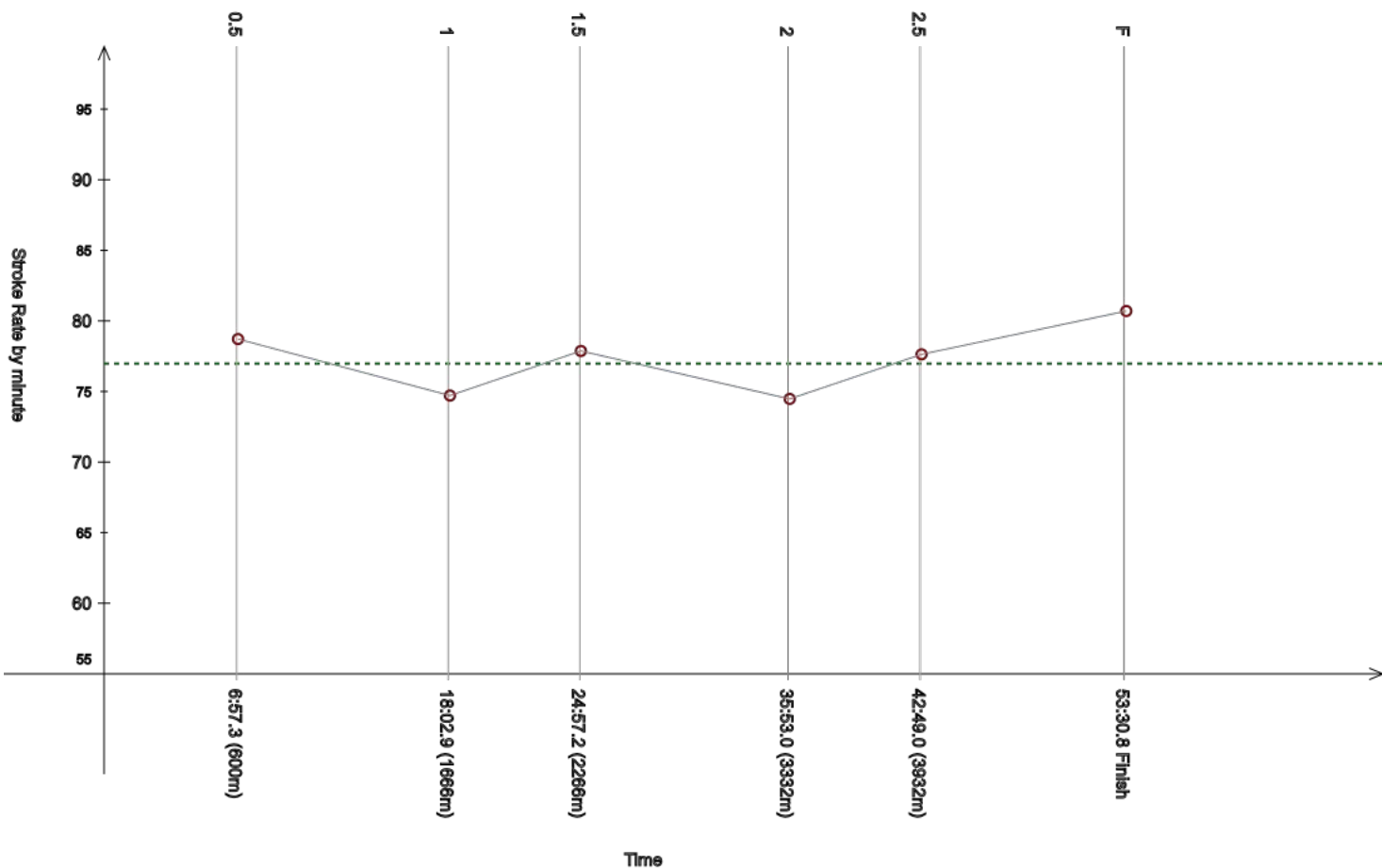
Men's 5 km

13 JUN 2024 - 9:00

Race Analysis

Rank	Bib	Name	NAT Code					Finish Time	Gap
3	9	GUIDI Marcello	ITA					53:30.8	+2.5


Lap	Time	Rank	Gap	SPM	Lap	Time	Rank	Gap	SPM	Lap	Time	Rank	Gap	SPM	SPM	STC
0.5	6:57.3	(5)	+4.9	78.7	1	18:02.9	(6)	+4.9	74.7	1.5	24:57.2	(5)	+6.6	77.9		
						11:05.6					6:54.3				77.0	4165
2	35:53.0	(5)	+3.9	74.5	2.5	42:49.0	(=5)	+3.5	77.6	F	53:30.8	(3)	+2.5	80.7		
	10:55.8					6:56.0					10:41.8					



Legend:	----- Stroke Rate Average	+	Gap or time behind	F	Finish	SPM	Average strokes per minute
STC	Total strokes						

Official Timekeeping by OMEGA





Event 103

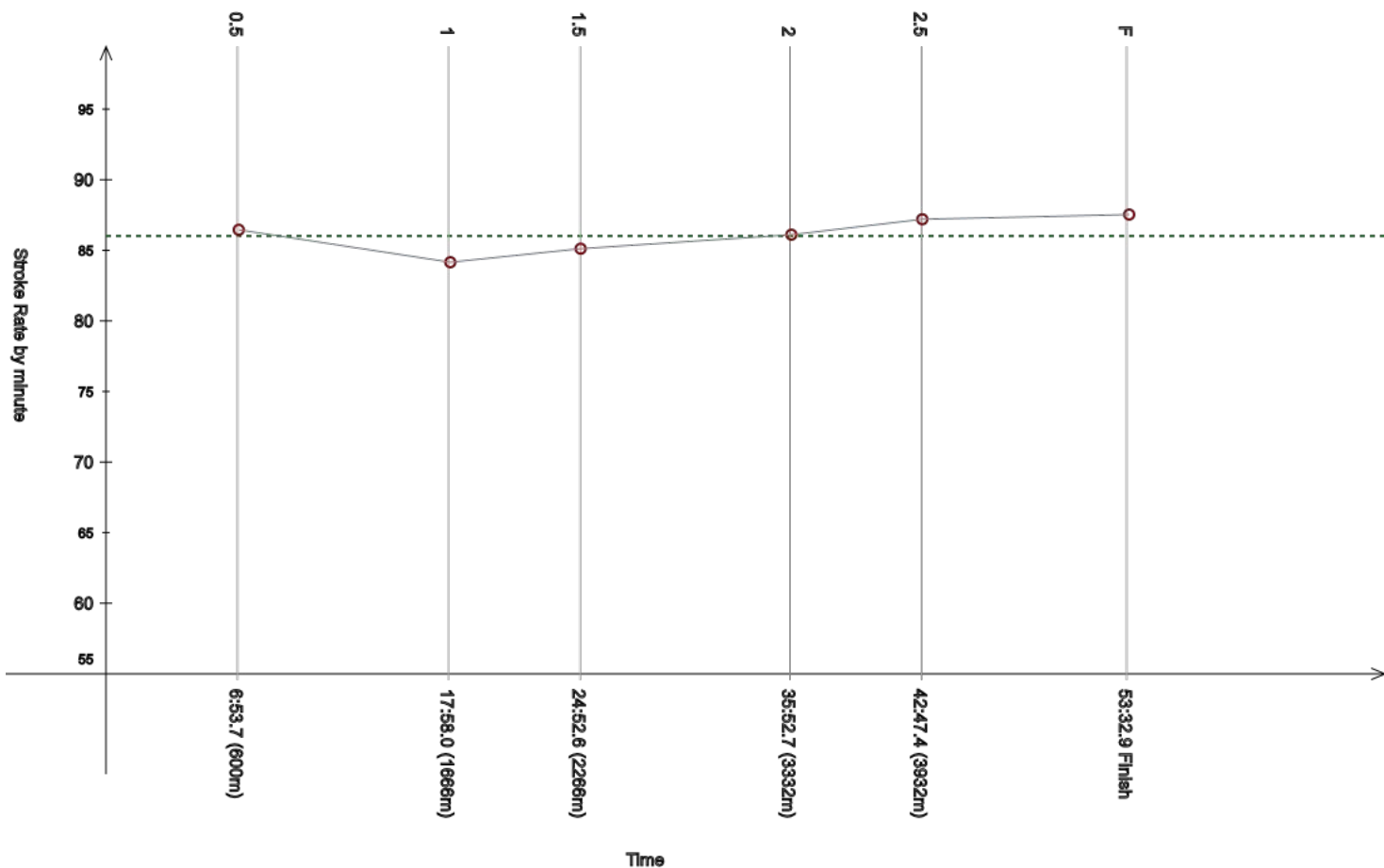
Men's 5 km

13 JUN 2024 - 9:00

Race Analysis

Rank	Bib	Name	NAT Code	Finish Time	Gap
4	8	VELLY Sacha	FRA	53:32.9	+4.6

Lap	Time	Rank	Gap	SPM	Lap	Time	Rank	Gap	SPM	Lap	Time	Rank	Gap	SPM	SPM	STC
0.5	6:53.7	(2)	+1.3	86.5	1	17:58.0	(1)		84.2	1.5	24:52.6	(2)	+2.0	85.1		
						11:04.3					6:54.6				86.0	4591
2	35:52.7	(4)	+3.6	86.1	2.5	42:47.4	(3)	+1.9	87.2	F	53:32.9	(4)	+4.6	87.5		
	11:00.1					6:54.7					10:45.5					



Legend:	----	Stroke Rate Average	+	Gap or time behind	F	Finish	SPM	Average strokes per minute
	STC	Total strokes						

Official Timekeeping by OMEGA





Event 103

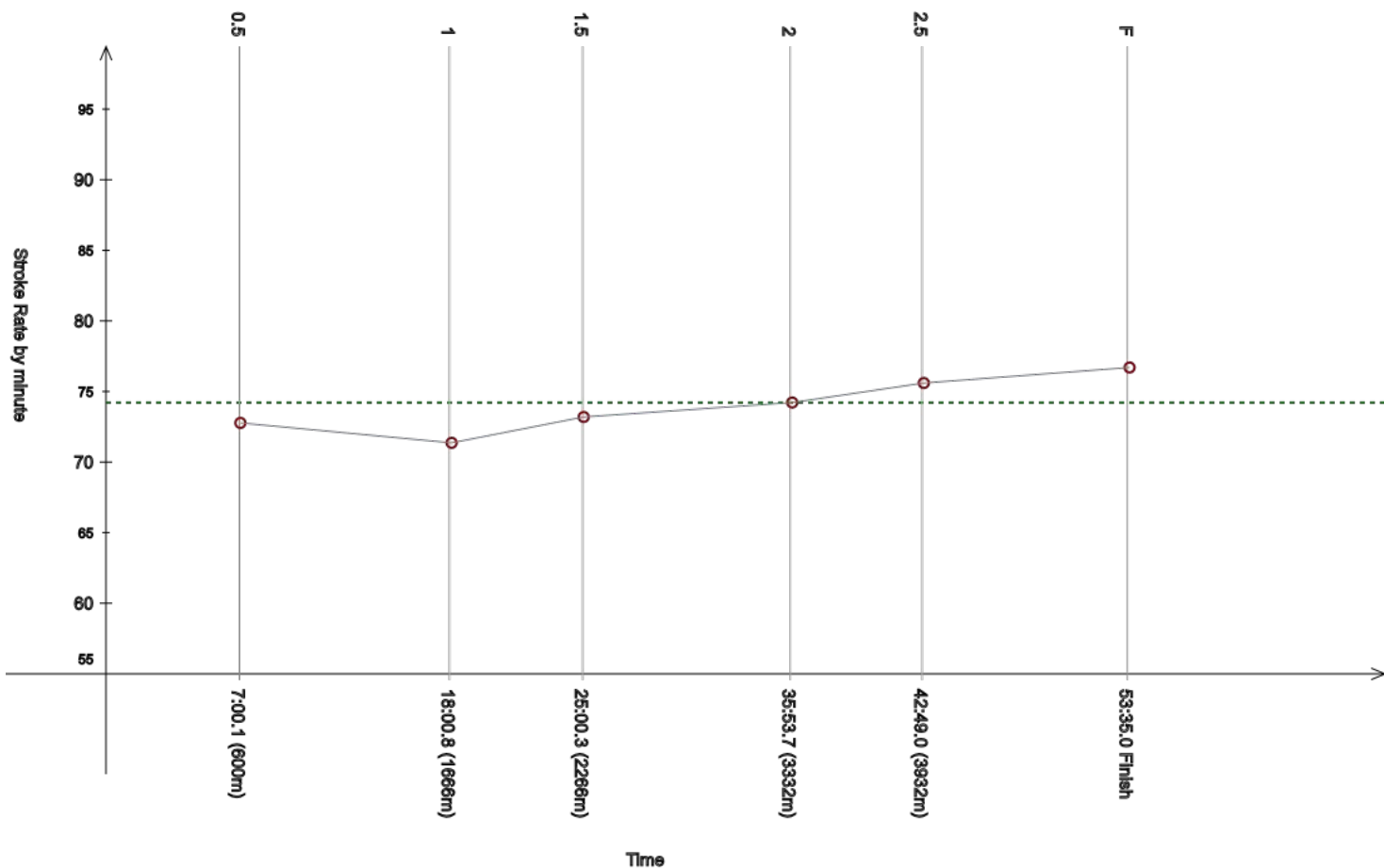
Men's 5 km

13 JUN 2024 - 9:00

Race Analysis

Rank	Bib	Name	NAT Code	Finish Time	Gap
5	1	KYNIGAKIS Athanasios Charalampos	GRE	53:35.0	+6.7


Lap	Time	Rank	Gap	SPM	Lap	Time	Rank	Gap	SPM	Lap	Time	Rank	Gap	SPM	SPM	STC
0.5	7:00.1	(7)	+7.7	72.8	1	18:00.8	(4)	+2.8	71.4	1.5	25:00.3	(7)	+9.7	73.2		
						11:00.7					6:59.5				74.2	3970
2	35:53.7	(6)	+4.6	74.2	2.5	42:49.0	(=5)	+3.5	75.6	F	53:35.0	(5)	+6.7	76.7		
	10:53.4					6:55.3					10:46.0					



Legend:	-----	Stroke Rate Average	+	Gap or time behind	F	Finish	SPM	Average strokes per minute
STC		Total strokes						

Official Timekeeping by OMEGA





Event 103

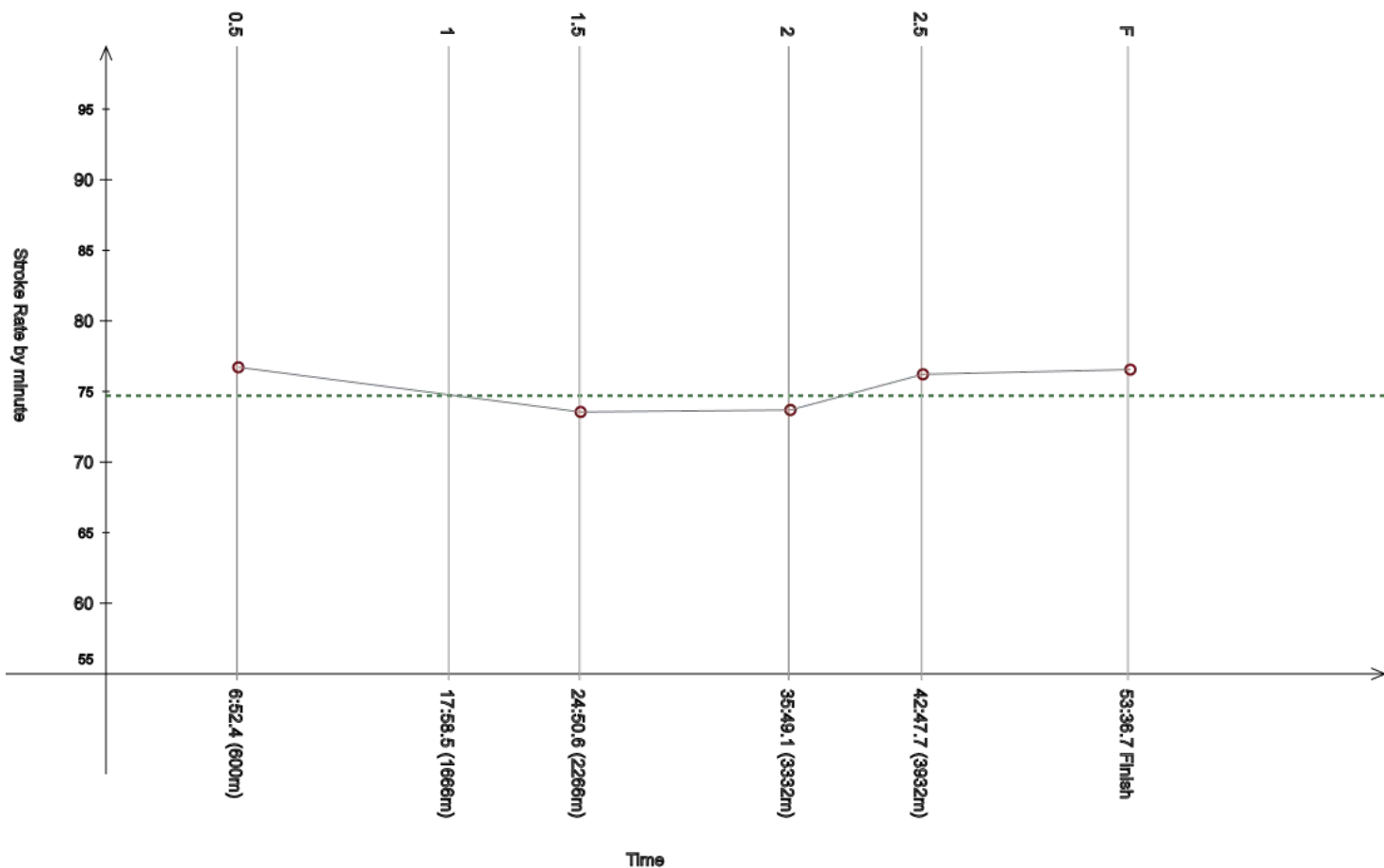
13 JUN 2024 - 9:00

Men's 5 km

Race Analysis

Rank	Bib	Name	NAT Code	Finish Time	Gap
6	19	RASOVSKY Kristof	HUN	53:36.7	+8.4

Lap	Time	Rank	Gap	SPM	Lap	Time	Rank	Gap	SPM	Lap	Time	Rank	Gap	SPM	SPM	STC
0.5	6:52.4	(1)		76.7	1	17:58.5	(2)	+0.5	-	1.5	24:50.6	(1)		73.6		
						11:06.1					6:52.1				74.7	4041
2	35:49.1	(1)		73.7	2.5	42:47.7	(4)	+2.2	76.2	F	53:36.7	(6)	+8.4	76.6		
	10:58.5					6:58.6					10:49.0					



Legend:	----- Stroke Rate Average	+	Gap or time behind	F	Finish	SPM	Average strokes per minute
STC	Total strokes						

Official Timekeeping by OMEGA





Event 103

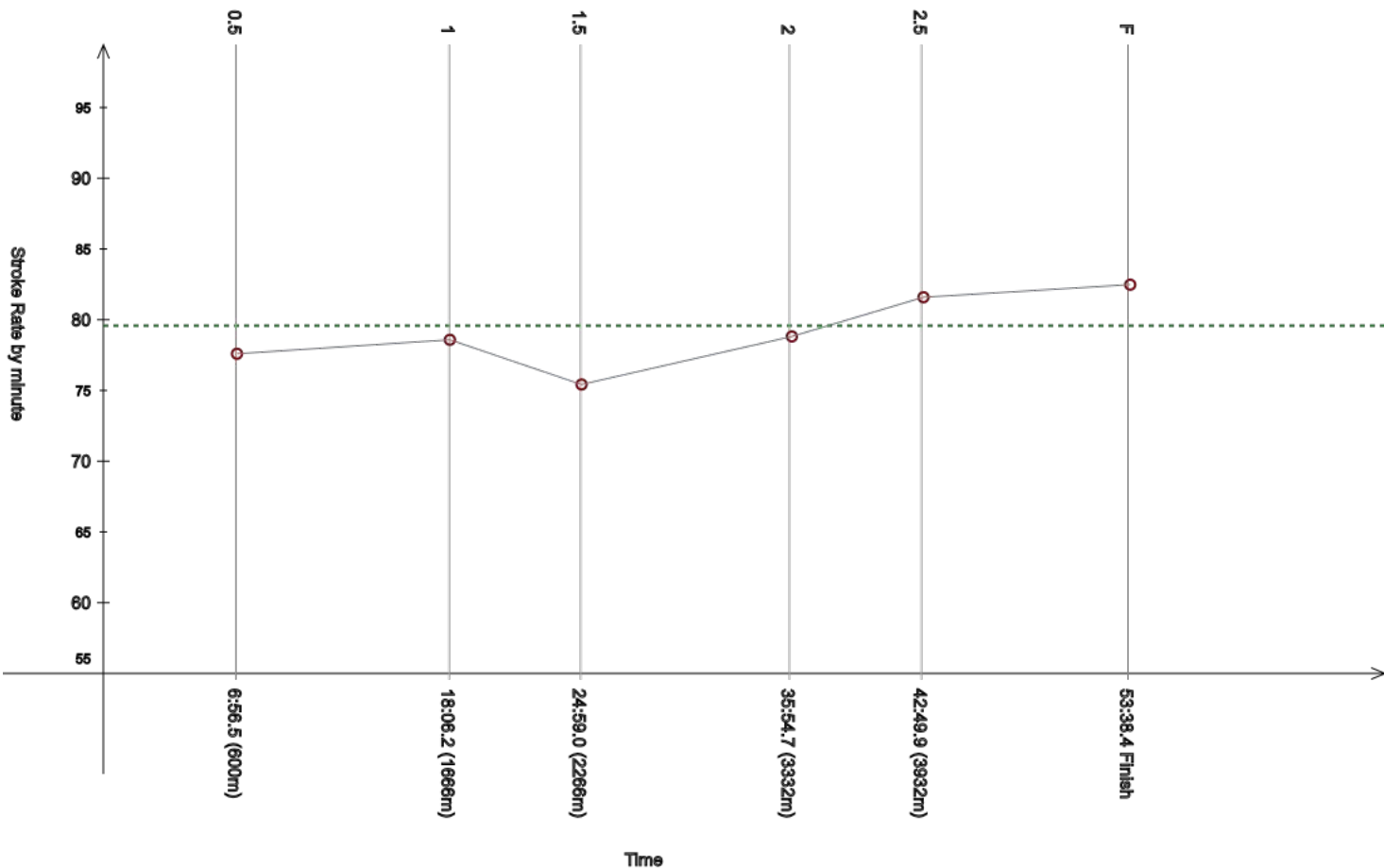
Men's 5 km

13 JUN 2024 - 9:00

Race Analysis

Rank	Bib	Name	NAT Code					Finish Time	Gap
7	17	FILADELLI Andrea	ITA					53:38.4	+10.1


Lap	Time	Rank	Gap	SPM	Lap	Time	Rank	Gap	SPM	Lap	Time	Rank	Gap	SPM	SPM	STC
0.5	6:56.5	(4)	+4.1	77.6	1	18:06.2	(9)	+8.2	78.6	1.5	24:59.0	(6)	+8.4	75.4		
						11:09.7					6:52.8				79.6	4278
2	35:54.7	(7)	+5.6	78.8	2.5	42:49.9	(7)	+4.4	81.6	F	53:38.4	(7)	+10.1	82.5		
	10:55.7					6:55.2					10:48.5					



Legend:	-----	Stroke Rate Average	+	Gap or time behind	F	Finish	SPM	Average strokes per minute
STC		Total strokes						

Official Timekeeping by OMEGA





Event 103

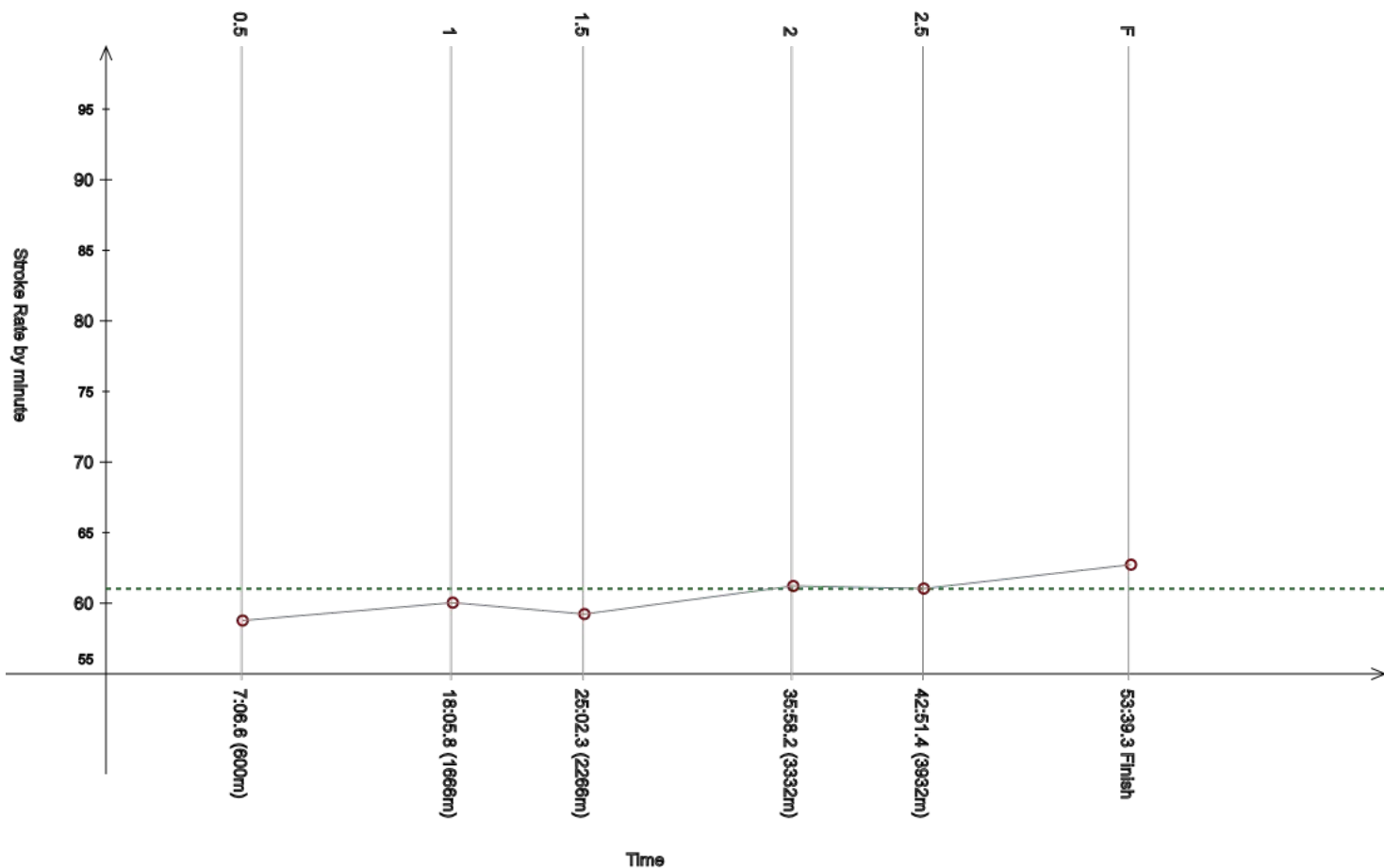
13 JUN 2024 - 9:00

Men's 5 km

Race Analysis


Rank	Bib	Name	NAT Code			Finish Time	Gap
8	28	FRACH Niklas	GER			53:39.3	+11.0

Lap	Time	Rank	Gap	SPM	Lap	Time	Rank	Gap	SPM	Lap	Time	Rank	Gap	SPM	SPM	STC
0.5	7:06.6	(12)	+14.2	58.8	1	18:05.8	(8)	+7.8	60.0	1.5	25:02.3	(9)	+11.7	59.2		
						10:59.2					6:56.5				61.0	3263
2	35:58.2	(9)	+9.1	61.2	2.5	42:51.4	(9)	+5.9	61.0	F	53:39.3	(8)	+11.0	62.7		
	10:55.9					6:53.2					10:47.9					



Legend:	----- Stroke Rate Average	+	Gap or time behind	F	Finish	SPM	Average strokes per minute
STC	Total strokes						

Official Timekeeping by OMEGA



Event 103

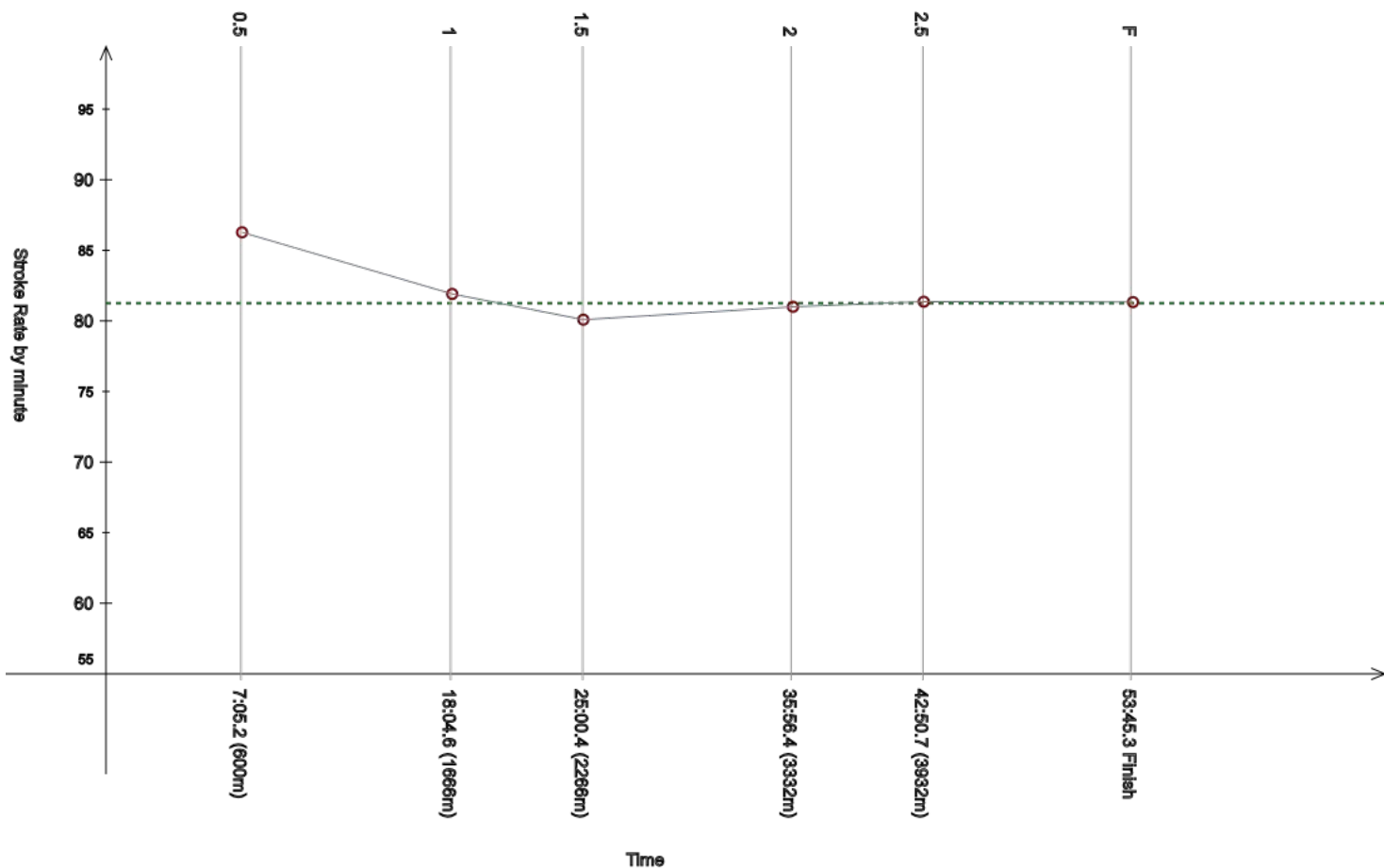
13 JUN 2024 - 9:00

Men's 5 km

Race Analysis

Rank	Bib	Name	NAT Code			Finish Time	Gap
9	27	CASO Vincenzo	ITA			53:45.3	+17.0

Lap	Time	Rank	Gap	SPM	Lap	Time	Rank	Gap	SPM	Lap	Time	Rank	Gap	SPM	SPM	STC
0.5	7:05.2	(10)	+12.8	86.3	1	18:04.6	(7)	+6.6	81.9	1.5	25:00.4	(8)	+9.8	80.1		
						10:59.4					6:55.8				81.3	4396
2	35:56.4	(8)	+7.3	81.0	2.5	42:50.7	(8)	+5.2	81.4	F	53:45.3	(9)	+17.0	81.3		
	10:56.0					6:54.3					10:54.6					



Legend:	----- Stroke Rate Average	+	Gap or time behind	F	Finish	SPM	Average strokes per minute
STC	Total strokes						

Official Timekeeping by OMEGA





Event 103

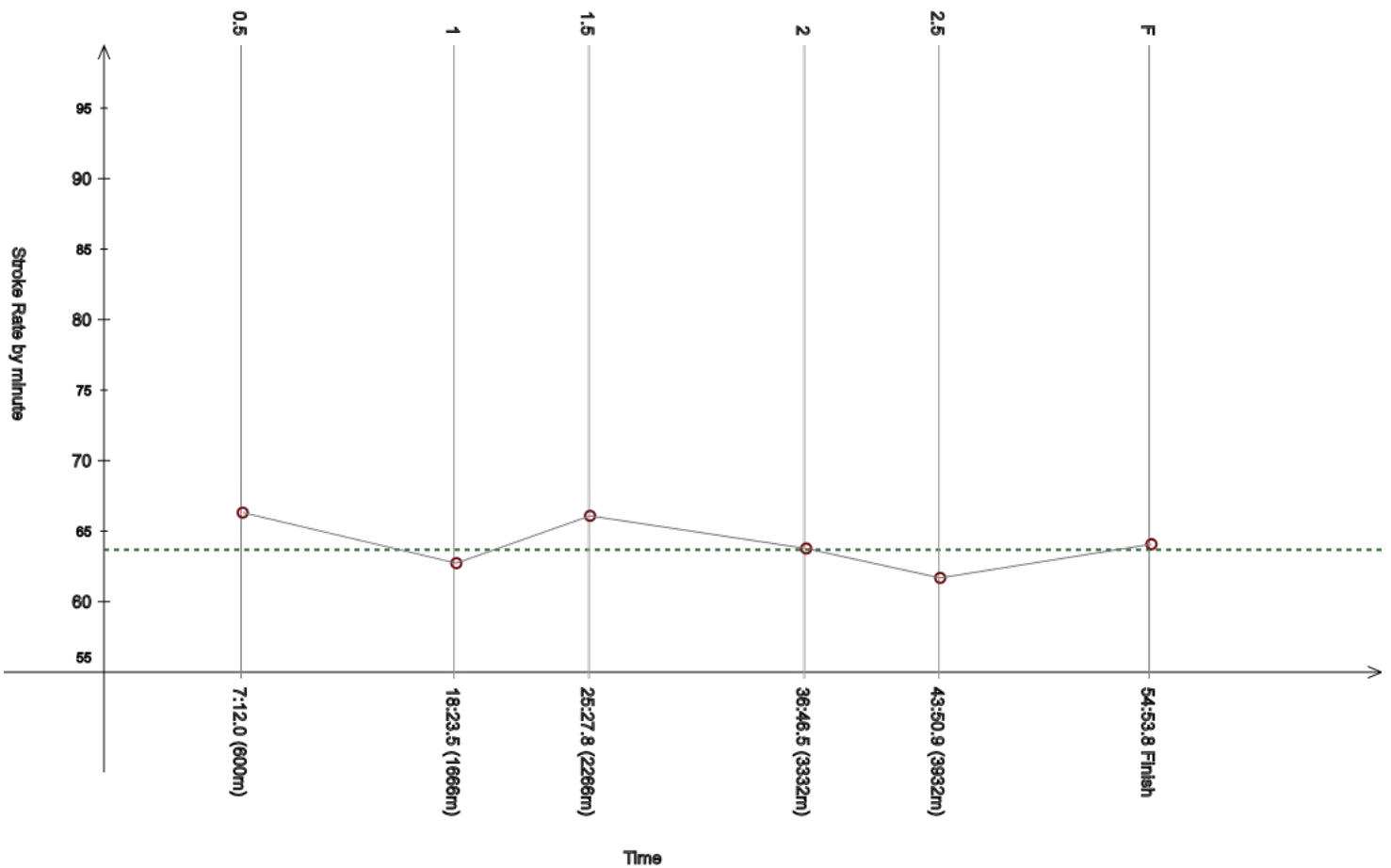
13 JUN 2024 - 9:00

Men's 5 km

Race Analysis


Rank	Bib	Name	NAT Code	Finish Time	Gap
10	6	MOGIC Marin	CRO	54:53.8	+1:25.5

Lap	Time	Rank	Gap	SPM	Lap	Time	Rank	Gap	SPM	Lap	Time	Rank	Gap	SPM	SPM	STC
0.5	7:12.0	(19)	+19.6	66.3	1	18:23.5	(22)	+25.5	62.7	1.5	25:27.8	(20)	+37.2	66.1		
						11:11.5					7:04.3				63.7	3531
2	36:46.5	(13)	+57.4	63.8	2.5	43:50.9	(11)	++	61.7	F	54:53.8	(10)	++	64.1		
	11:18.7					7:04.4					11:02.9					



Legend:			
----	Stroke Rate Average	+	Gap or time behind
++	One minute or more behind in split time	F	Finish
SPM	Average strokes per minute	STC	Total strokes

Official Timekeeping by OMEGA



Event 103

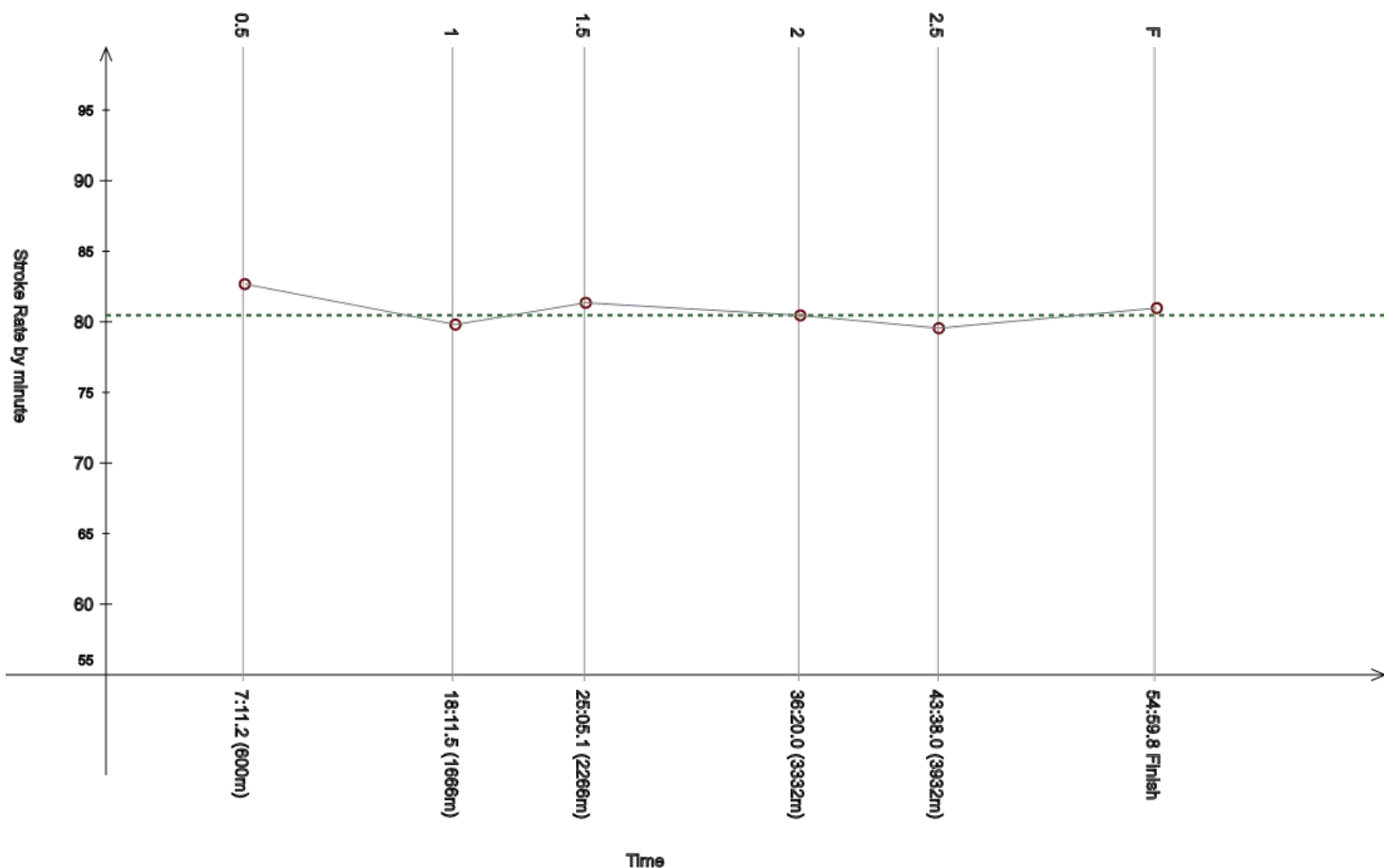
Men's 5 km

13 JUN 2024 - 9:00

Race Analysis

Rank	Bib	Name	NAT Code	Finish Time	Gap
11	18	PUEBLA MARTINEZ Alejandro	ESP	54:59.8	+1:31.5

Lap	Time	Rank	Gap	SPM	Lap	Time	Rank	Gap	SPM	Lap	Time	Rank	Gap	SPM	SPM	STC
0.5	7:11.2	(18)	+18.8	82.7	1	18:11.5	(=13)	+13.5	79.8	1.5	25:05.1	(10)	+14.5	81.4		
						11:00.3					6:53.6				80.5	4435
2	36:20.0	(10)	+30.9	80.5	2.5	43:38.0	(10)	+52.5	79.6	F	54:59.8	(11)	++	81.0		
	11:14.9					7:18.0					11:21.8					



Legend:	---	Stroke Rate Average	+	Gap or time behind
	++	One minute or more behind in split time	F	Finish
	SPM	Average strokes per minute	STC	Total strokes

Official Timekeeping by OMEGA



Event 103

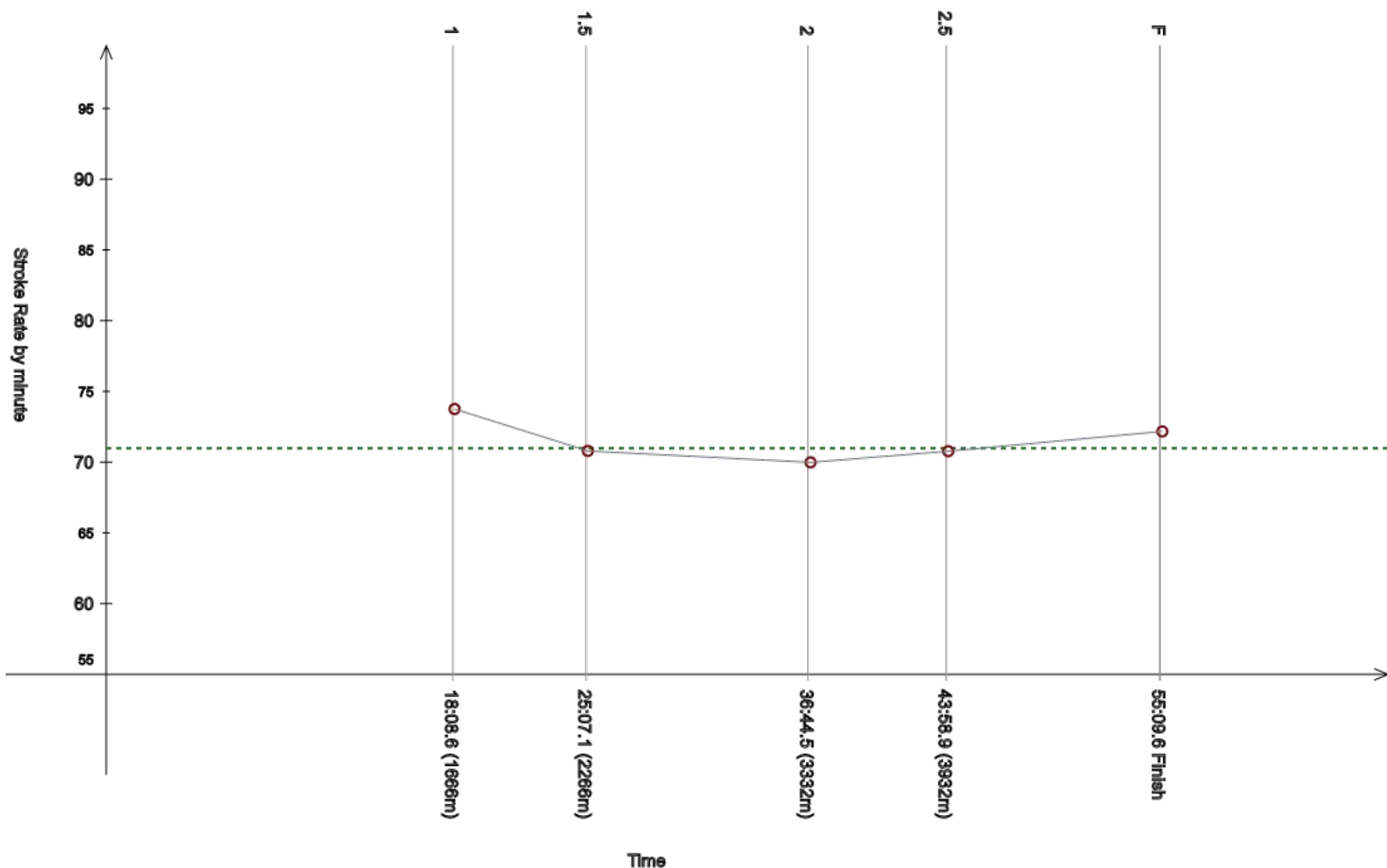
Men's 5 km

13 JUN 2024 - 9:00

Race Analysis

Rank	Bib	Name	NAT Code	Finish Time	Gap
12	10	SCHREIBER Christian	SUI	55:09.6	+1:41.3

Lap	Time	Rank	Gap	SPM	Lap	Time	Rank	Gap	SPM	Lap	Time	Rank	Gap	SPM	SPM	STC
0.5	-	-	-	-	1	18:08.6	(11)	+10.6	73.8	1.5	25:07.1	(11)	+16.5	70.8		
											6:58.5				71.0	3886
2	36:44.5	(12)	+55.4	70.0	2.5	43:58.9	(13)	++	70.8	F	55:09.6	(12)	++	72.2		
	11:37.4					7:14.4					11:10.7					



Legend:	- Information not available	---- Stroke Rate Average
+	Gap or time behind	++ One minute or more behind in split time
F	Finish	SPM Average strokes per minute
STC	Total strokes	

Official Timekeeping by OMEGA





Event 103

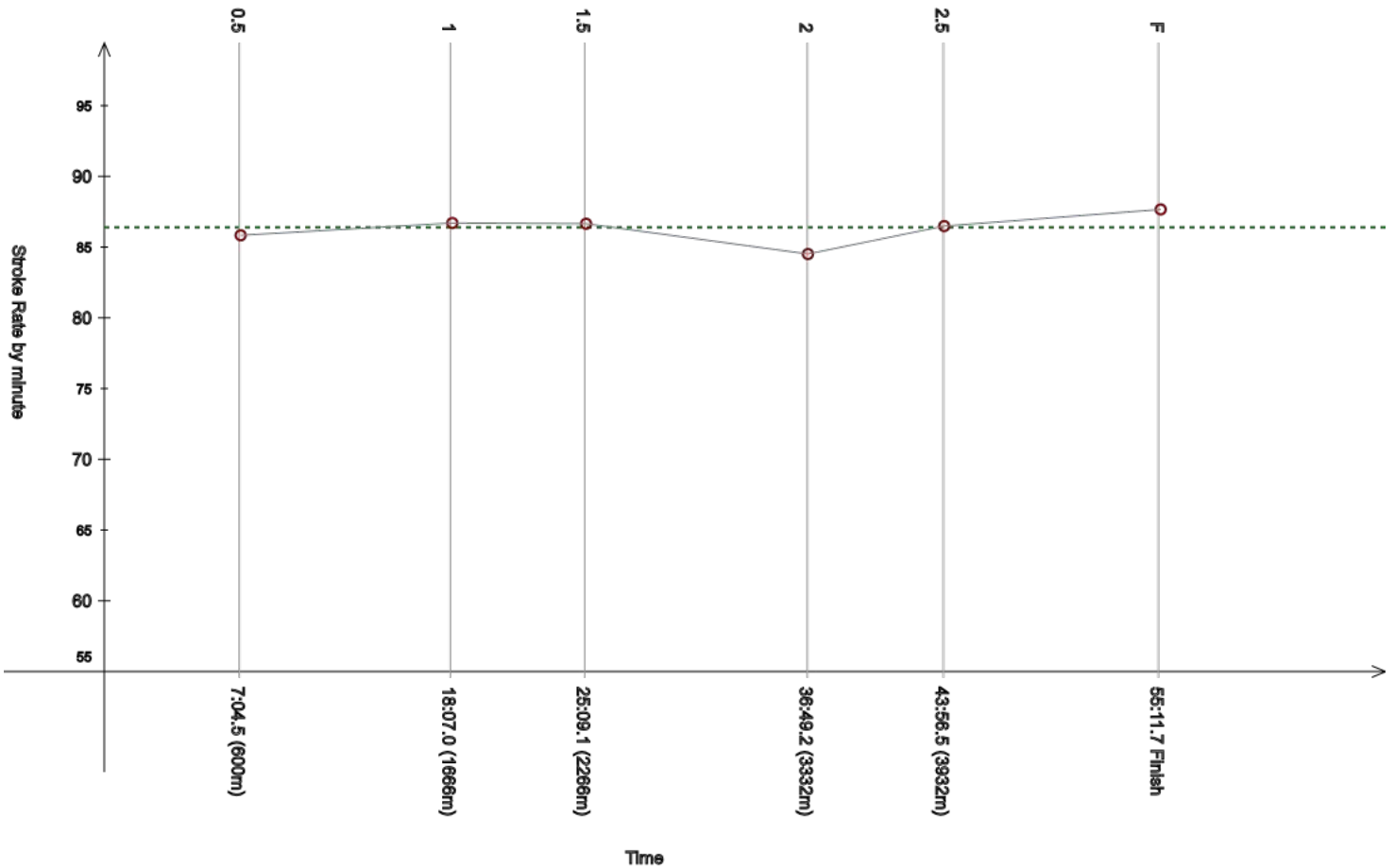
13 JUN 2024 - 9:00

Men's 5 km

Race Analysis

Rank	Bib	Name	NAT Code	Finish Time	Gap
13	3	HAMBARDZUMYAN Arshak	HUN	55:11.7	+1:43.4

Lap	Time	Rank	Gap	SPM	Lap	Time	Rank	Gap	SPM	Lap	Time	Rank	Gap	SPM	SPM	STC
0.5	7:04.5	(9)	+12.1	85.8	1	18:07.0	(10)	+9.0	86.7	1.5	25:09.1	(12)	+18.5	86.7		
						11:02.5					7:02.1				86.4	4846
2	36:49.2	(=20)	++	84.5	2.5	43:56.5	(12)	++	86.5	F	55:11.7	(13)	++	87.7		
	11:40.1					7:07.3					11:15.2					



Legend:			
----	Stroke Rate Average	+	Gap or time behind
++	One minute or more behind in split time	F	Finish
SPM	Average strokes per minute	STC	Total strokes

Official Timekeeping by OMEGA





Event 103

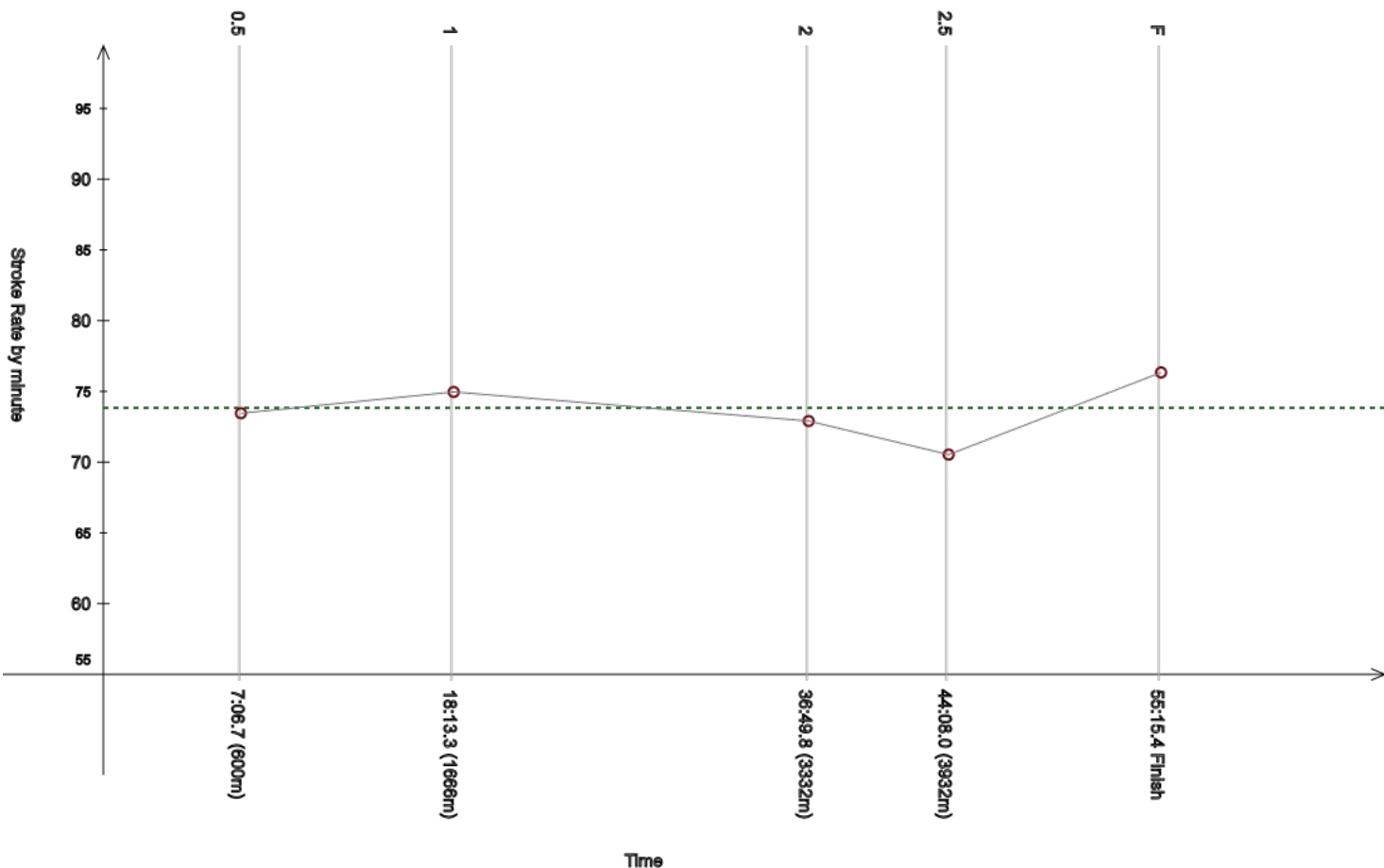
Men's 5 km

13 JUN 2024 - 9:00

Race Analysis

Rank	Bib	Name	NAT Code					Finish Time	Gap
14	22	LERCH Noah	GER					55:15.4	+1:47.1


Lap	Time	Rank	Gap	SPM	Lap	Time	Rank	Gap	SPM	Lap	Time	Rank	Gap	SPM	SPM	STC
0.5	7:06.7	(13)	+14.3	73.5	1	18:13.3	(18)	+15.3	75.0	1.5	-	-	-	-	-	-
						11:06.6					-	-	-		73.8	4105
2	36:49.8	(22)	++	72.9	2.5	44:08.0	(20)	++	70.5	F	55:15.4	(14)	++	76.3		
	-					7:18.2					11:07.4					



Legend:			
-	Information not available	----	Stroke Rate Average
+	Gap or time behind	++	One minute or more behind in split time
F	Finish	SPM	Average strokes per minute
STC	Total strokes		

Official Timekeeping by OMEGA





Event 103

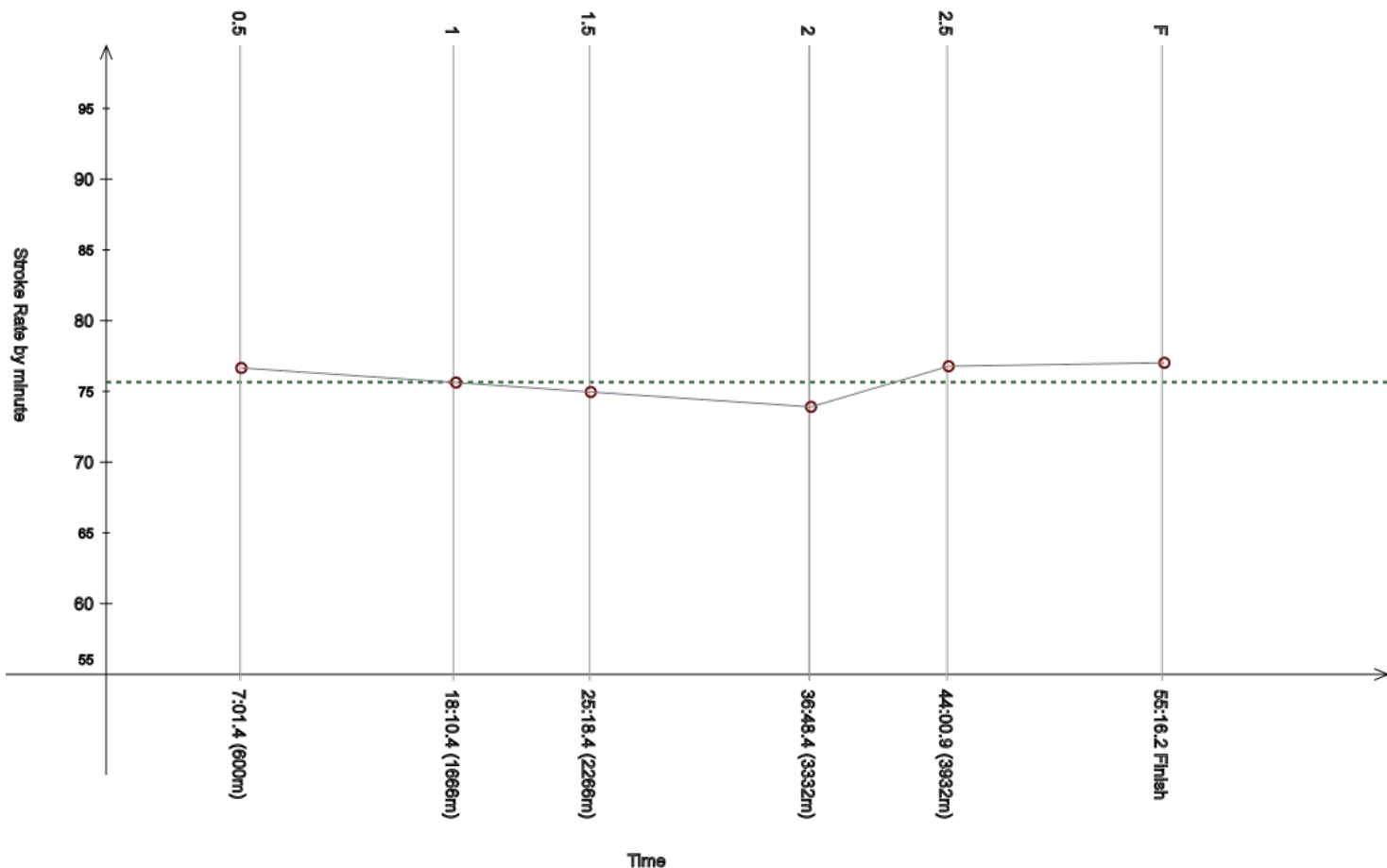
Men's 5 km

13 JUN 2024 - 9:00

Race Analysis

Rank	Bib	Name	NAT Code	Finish Time	Gap
15	21	NIEDERBERGER Paul	SUI	55:16.2	+1:47.9

Lap	Time	Rank	Gap	SPM	Lap	Time	Rank	Gap	SPM	Lap	Time	Rank	Gap	SPM	SPM	STC
0.5	7:01.4	(8)	+9.0	76.7	1	18:10.4	(12)	+12.4	75.6	1.5	25:18.4	(19)	+27.8	75.0		
						11:09.0					7:08.0				75.7	4226
2	36:48.4	(=16)	+59.3	73.9	2.5	44:00.9	(14)	++	76.8	F	55:16.2	(15)	++	77.0		
	11:30.0					7:12.5					11:15.3					



Legend:			
---	Stroke Rate Average	+	Gap or time behind
++	One minute or more behind in split time	F	Finish
SPM	Average strokes per minute	STC	Total strokes

Official Timekeeping by OMEGA





Event 103

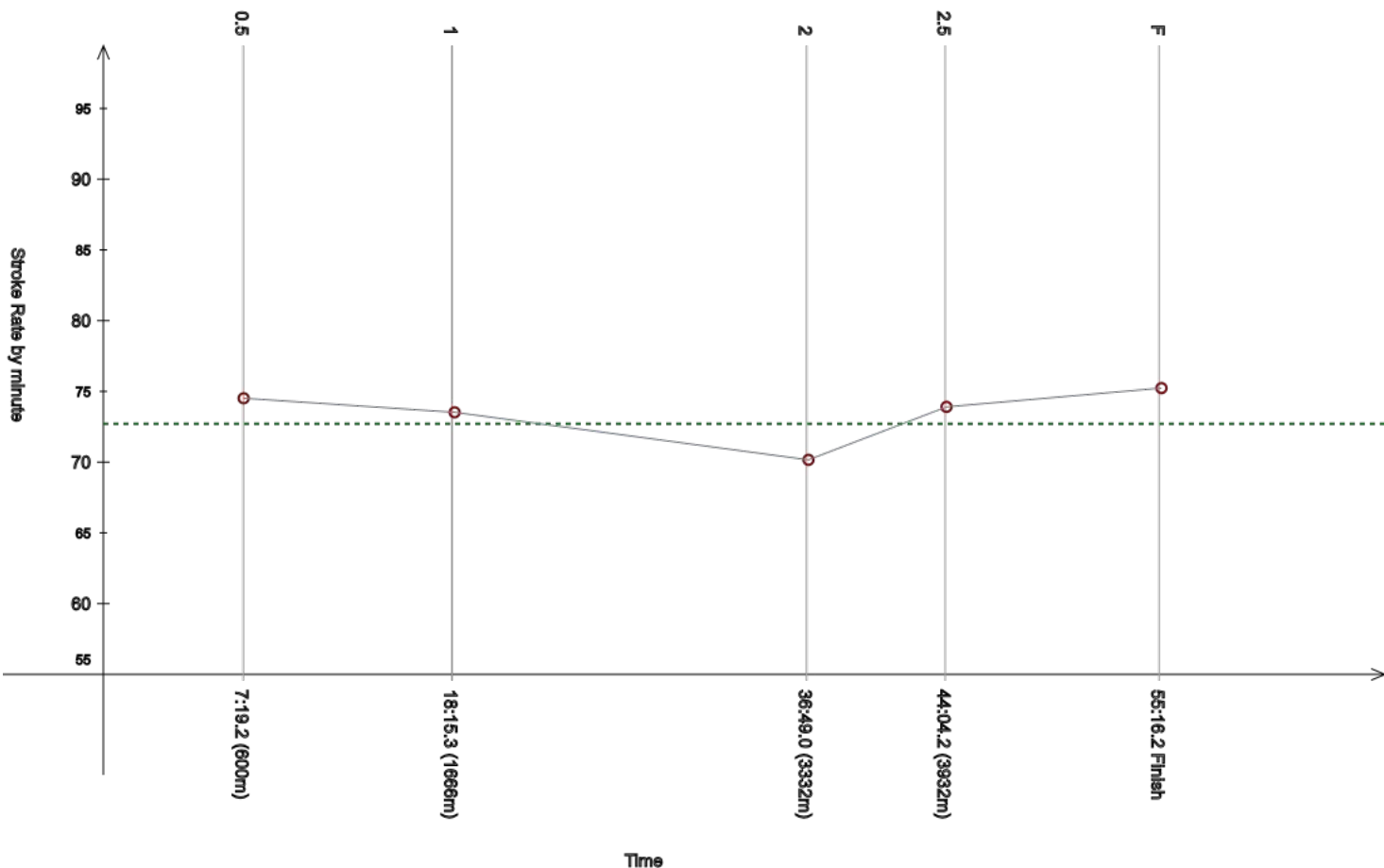
Men's 5 km

13 JUN 2024 - 9:00

Race Analysis

Rank	Bib	Name	NAT Code	Finish Time	Gap
16	24	CARDOSO Diogo	POR	55:16.2	+1:47.9

Lap	Time	Rank	Gap	SPM	Lap	Time	Rank	Gap	SPM	Lap	Time	Rank	Gap	SPM	SPM	STC
0.5	7:19.2	(27)	+26.8	74.5	1	18:15.3	(20)	+17.3	73.5	1.5	-	-	-	-	-	-
						10:56.1					-				72.7	4047
2	36:49.0	(19)	+59.9	70.2	2.5	44:04.2	(16)	++	73.9	F	55:16.2	(16)	++	75.2		
						7:15.2					11:12.0					




Legend:

-	Information not available	----	Stroke Rate Average
+	Gap or time behind	++	One minute or more behind in split time
F	Finish	SPM	Average strokes per minute
STC	Total strokes		

Official Timekeeping by OMEGA





Event 103

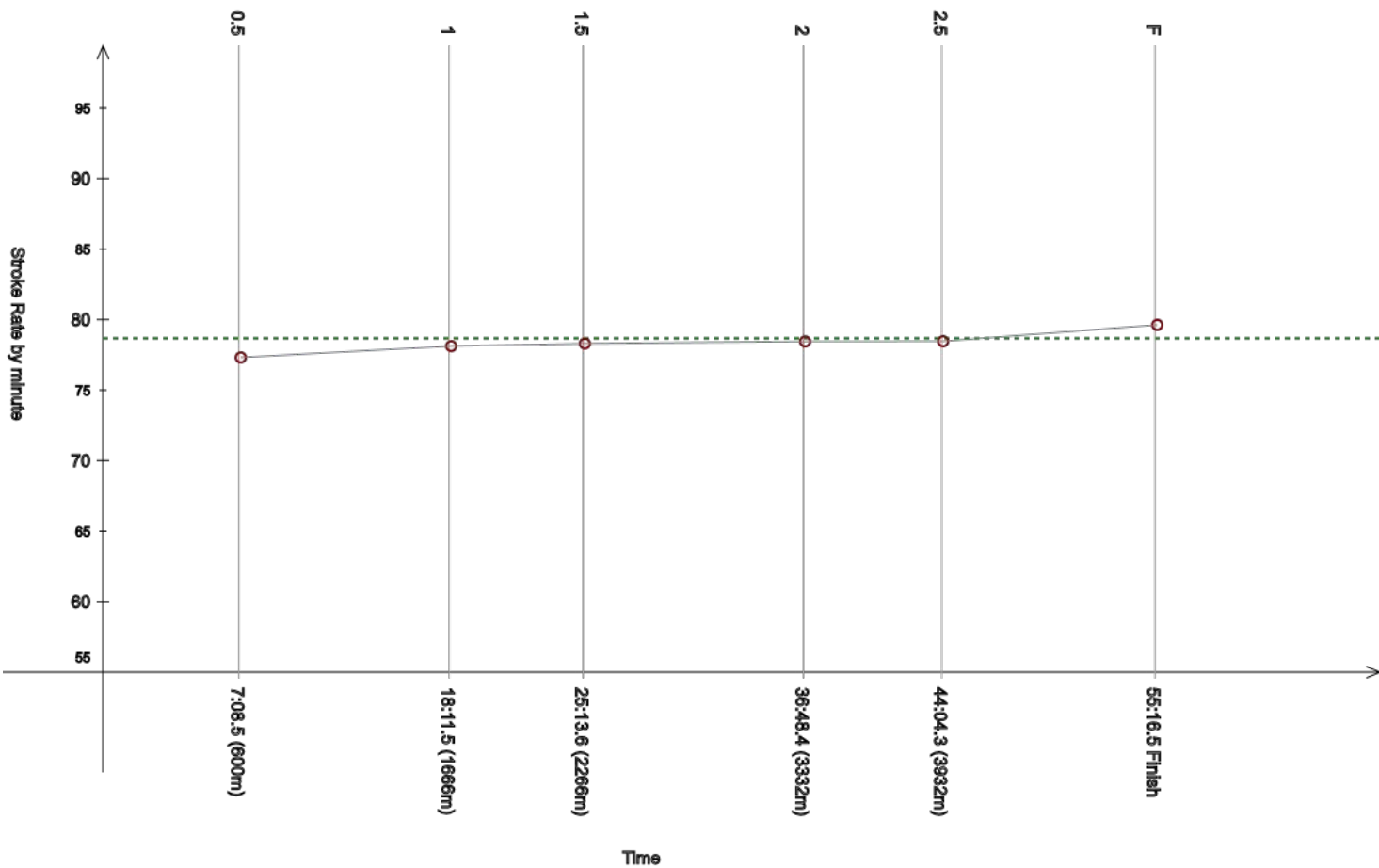
Men's 5 km

13 JUN 2024 - 9:00

Race Analysis

Rank	Bib	Name	NAT Code	Finish Time	Gap
17	7	PUJOL BELMONTE Guillem	ESP	55:16.5	+1:48.2


Lap	Time	Rank	Gap	SPM	Lap	Time	Rank	Gap	SPM	Lap	Time	Rank	Gap	SPM	SPM	STC
0.5	7:08.5	(14)	+16.1	77.3	1	18:11.5	(=13)	+13.5	78.1	1.5	25:13.6	(14)	+23.0	78.3		
						11:03.0					7:02.1				78.7	4376
2	36:48.4	(=16)	+59.3	78.5	2.5	44:04.3	(17)	++	78.5	F	55:16.5	(17)	++	79.6		
	11:34.8					7:15.9					11:12.2					



Legend:	----	Stroke Rate Average	+	Gap or time behind
	++	One minute or more behind in split time	F	Finish
	SPM	Average strokes per minute	STC	Total strokes

Official Timekeeping by OMEGA





Event 103

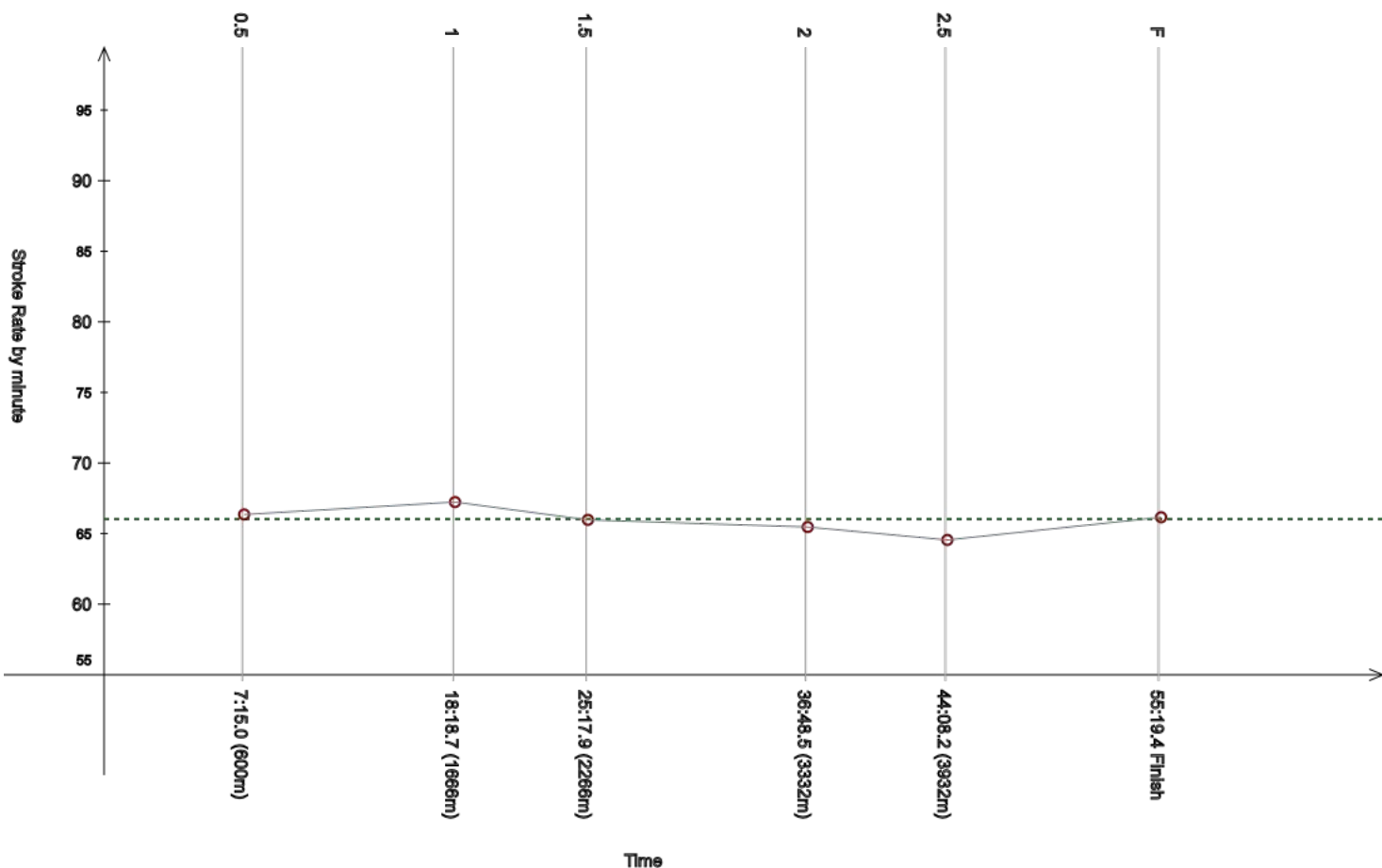
Men's 5 km

13 JUN 2024 - 9:00

Race Analysis

Rank	Bib	Name	NAT Code			Finish Time	Gap
18	23	MROZ Adam	POL			55:19.4	+1:51.1


Lap	Time	Rank	Gap	SPM	Lap	Time	Rank	Gap	SPM	Lap	Time	Rank	Gap	SPM	SPM	STC
0.5	7:15.0	(24)	+22.6	66.4	1	18:18.7	(21)	+20.7	67.2	1.5	25:17.9	(17)	+27.3	66.0		
						11:03.7					6:59.2				66.0	3672
2	36:48.5	(18)	+59.4	65.5	2.5	44:08.2	(21)	++	64.6	F	55:19.4	(18)	++	66.2		
	11:30.6					7:19.7					11:11.2					



Legend:			
---	Stroke Rate Average	+	Gap or time behind
++	One minute or more behind in split time	F	Finish
SPM	Average strokes per minute	STC	Total strokes

Official Timekeeping by OMEGA





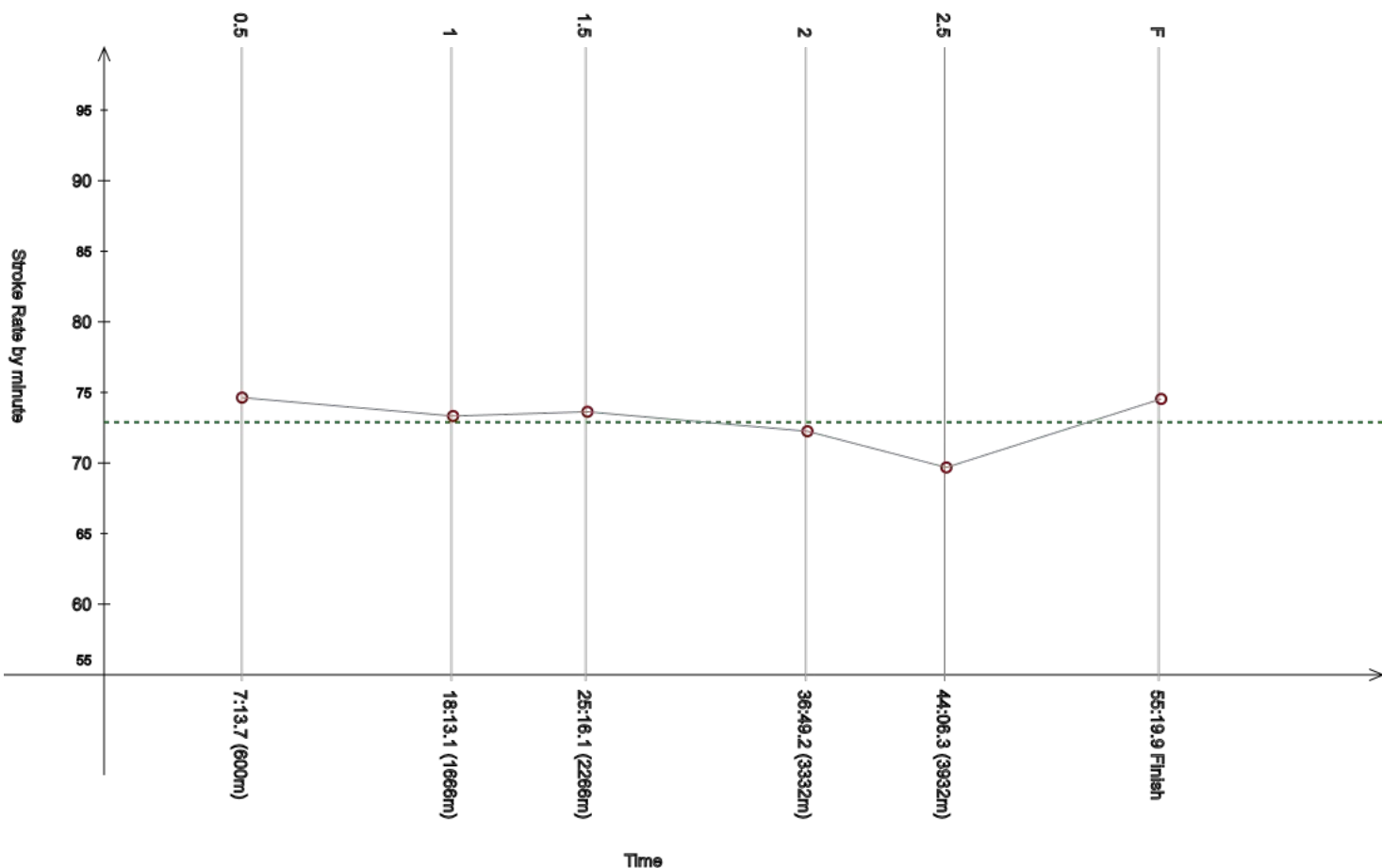
Event 103

Men's 5 km

13 JUN 2024 - 9:00

Race Analysis


Rank	Bib	Name	NAT Code					Finish Time	Gap							
19	25	CLUSMAN Jean-Baptiste	FRA					55:19.9	+1:51.6							
Lap	Time	Rank	Gap	SPM	Lap	Time	Rank	Gap	SPM	Lap	Time	Rank	Gap	SPM	SPM	STC
0.5	7:13.7	(22)	+21.3	74.6	1	18:13.1	(17)	+15.1	73.3	1.5	25:16.1	(16)	+25.5	73.6		
						10:59.4					7:03.0				72.9	4066
2	36:49.2	(=20)	++	72.3	2.5	44:06.3	(=18)	++	69.7	F	55:19.9	(19)	++	74.5		
	11:33.1					7:17.1					11:13.6					



Legend:			
---	Stroke Rate Average	+	Gap or time behind
++	One minute or more behind in split time	F	Finish
SPM	Average strokes per minute	STC	Total strokes

Official Timekeeping by OMEGA





Event 103

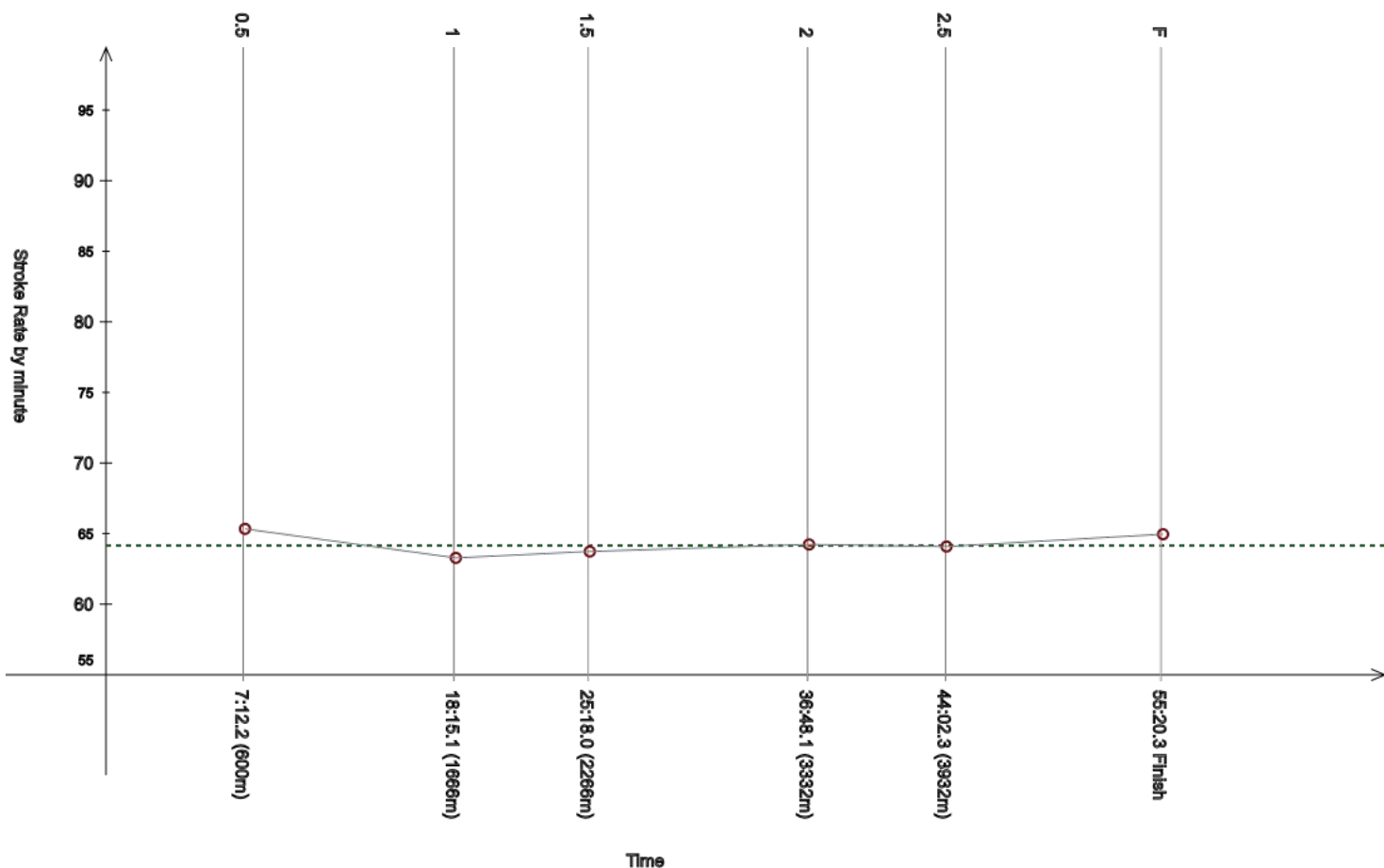
Men's 5 km

13 JUN 2024 - 9:00

Race Analysis

Rank	Bib	Name	NAT Code					Finish Time	Gap
20	11	WOZNIAK Piotr	POL					55:20.3	+1:52.0

Lap	Time	Rank	Gap	SPM	Lap	Time	Rank	Gap	SPM	Lap	Time	Rank	Gap	SPM	SPM	STC
0.5	7:12.2	(20)	+19.8	65.3	1	18:15.1	(19)	+17.1	63.3	1.5	25:18.0	(18)	+27.4	63.7		
						11:02.9					7:02.9				64.2	3588
2	36:48.1	(15)	+59.0	64.2	2.5	44:02.3	(15)	++	64.1	F	55:20.3	(20)	++	65.0		
	11:30.1					7:14.2					11:18.0					



Legend:	----	Stroke Rate Average	+	Gap or time behind
	++	One minute or more behind in split time	F	Finish
	SPM	Average strokes per minute	STC	Total strokes

Official Timekeeping by OMEGA





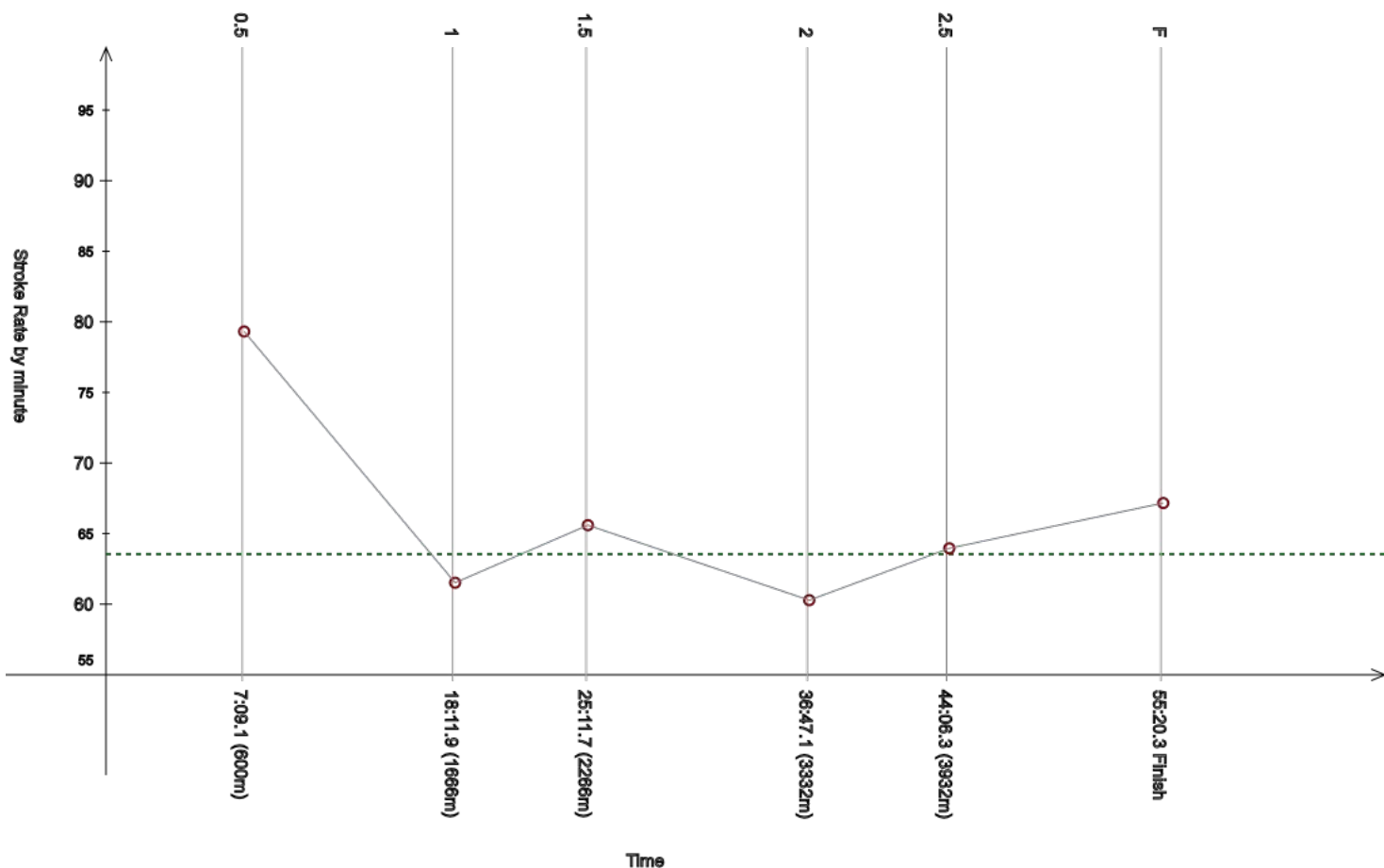
Event 103

Men's 5 km

13 JUN 2024 - 9:00

Race Analysis

Rank	Bib	Name				NAT Code				Finish Time	Gap					
21	20	KUSCHE Jonas Claus				GER				55:20.3	+1:52.0					
Lap	Time	Rank	Gap	SPM	Lap	Time	Rank	Gap	SPM	Lap	Time	Rank	Gap	SPM	SPM	STC
0.5	7:09.1	(15)	+16.7	79.3	1	18:11.9	(16)	+13.9	61.5	1.5	25:11.7	(13)	+21.1	65.6		
						11:02.8					6:59.8				63.5	3551
2	36:47.1	(14)	+58.0	60.3	2.5	44:06.3	(=18)	++	64.0	F	55:20.3	(21)	++	67.2		
	11:35.4					7:19.2					11:14.0					



Legend:			
----	Stroke Rate Average	+	Gap or time behind
++	One minute or more behind in split time	F	Finish
SPM	Average strokes per minute	STC	Total strokes

Official Timekeeping by OMEGA





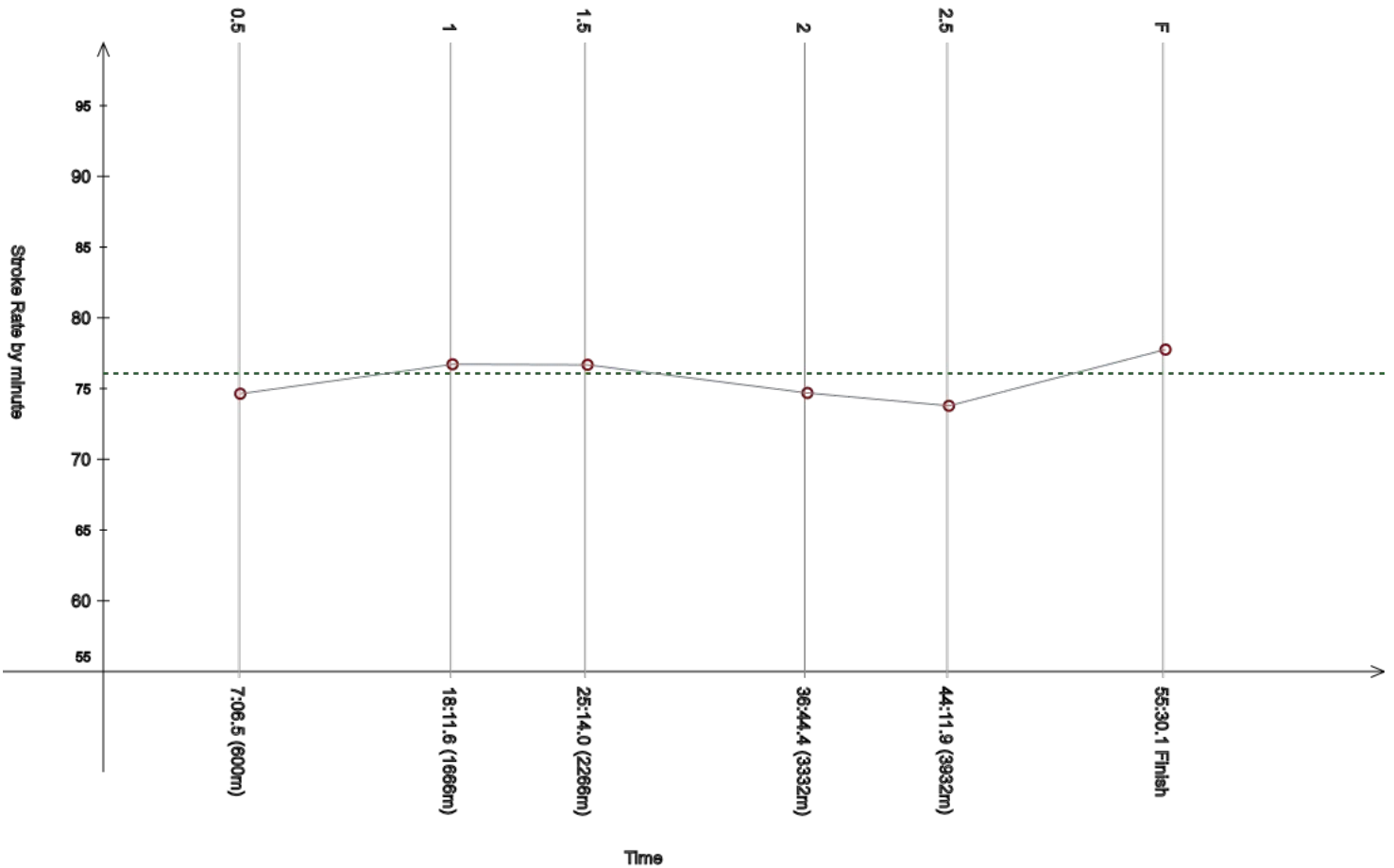
Event 103
13 JUN 2024 - 9:00

Men's 5 km

Race Analysis

Rank	Bib	Name	NAT Code	Finish Time	Gap
22	2	MENDEZ PUGA Mario	ESP	55:30.1	+2:01.8

Lap	Time	Rank	Gap	SPM	Lap	Time	Rank	Gap	SPM	Lap	Time	Rank	Gap	SPM	SPM	STC
0.5	7:06.5	(11)	+14.1	74.6	1	18:11.6	(15)	+13.6	76.7	1.5	25:14.0	(15)	+23.4	76.7		
						11:05.1					7:02.4				76.1	4260
2	36:44.4	(11)	+55.3	74.7	2.5	44:11.9	(22)	++	73.8	F	55:30.1	(22)	++	77.8		
	11:30.4					7:27.5					11:18.2					



Legend:	---	Stroke Rate Average	+	Gap or time behind
	++	One minute or more behind in split time	F	Finish
	SPM	Average strokes per minute	STC	Total strokes

Official Timekeeping by OMEGA



ПЛИВАЧКИ САВЕЗ СРБИЈЕ
Serbian Swimming Federation





Event 103

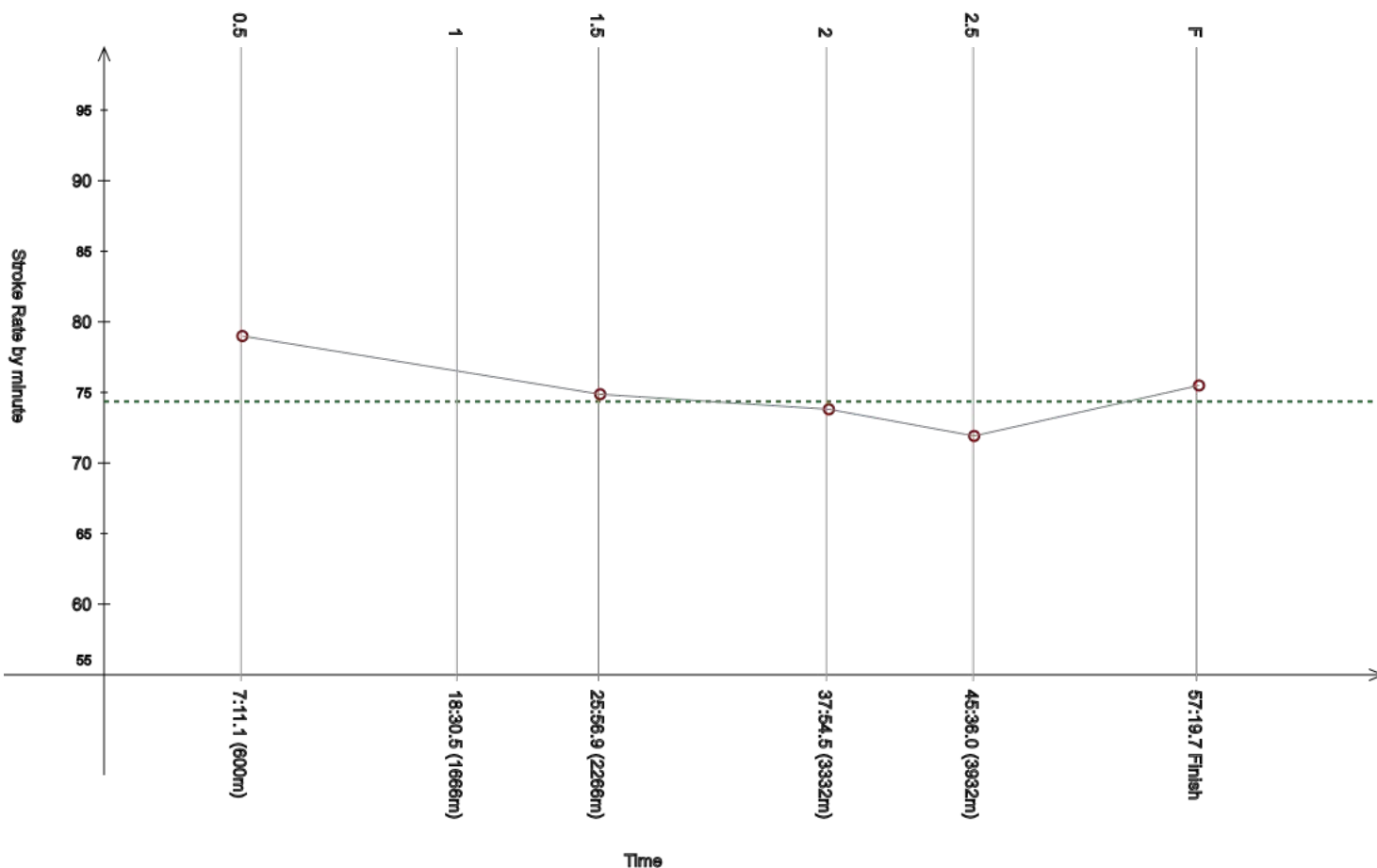
Men's 5 km

13 JUN 2024 - 9:00

Race Analysis

Rank	Bib	Name	NAT Code			Finish Time	Gap
23	13	SKARIS Ioannis	GRE			57:19.7	+3:51.4

Lap	Time	Rank	Gap	SPM	Lap	Time	Rank	Gap	SPM	Lap	Time	Rank	Gap	SPM	SPM	STC
0.5	7:11.1	(17)	+18.7	79.0	1	18:30.5	(25)	+32.5	-	1.5	25:56.9	(23)	++	74.9		
						11:19.4					7:26.4				74.4	4327
2	37:54.5	(23)	++	73.8	2.5	45:36.0	(24)	++	71.9	F	57:19.7	(23)	++	75.5		
	11:57.6					7:41.5					11:43.7					



Legend:	---	Stroke Rate Average	+	Gap or time behind
	++	One minute or more behind in split time	F	Finish
	SPM	Average strokes per minute	STC	Total strokes

Official Timekeeping by OMEGA



Event 103

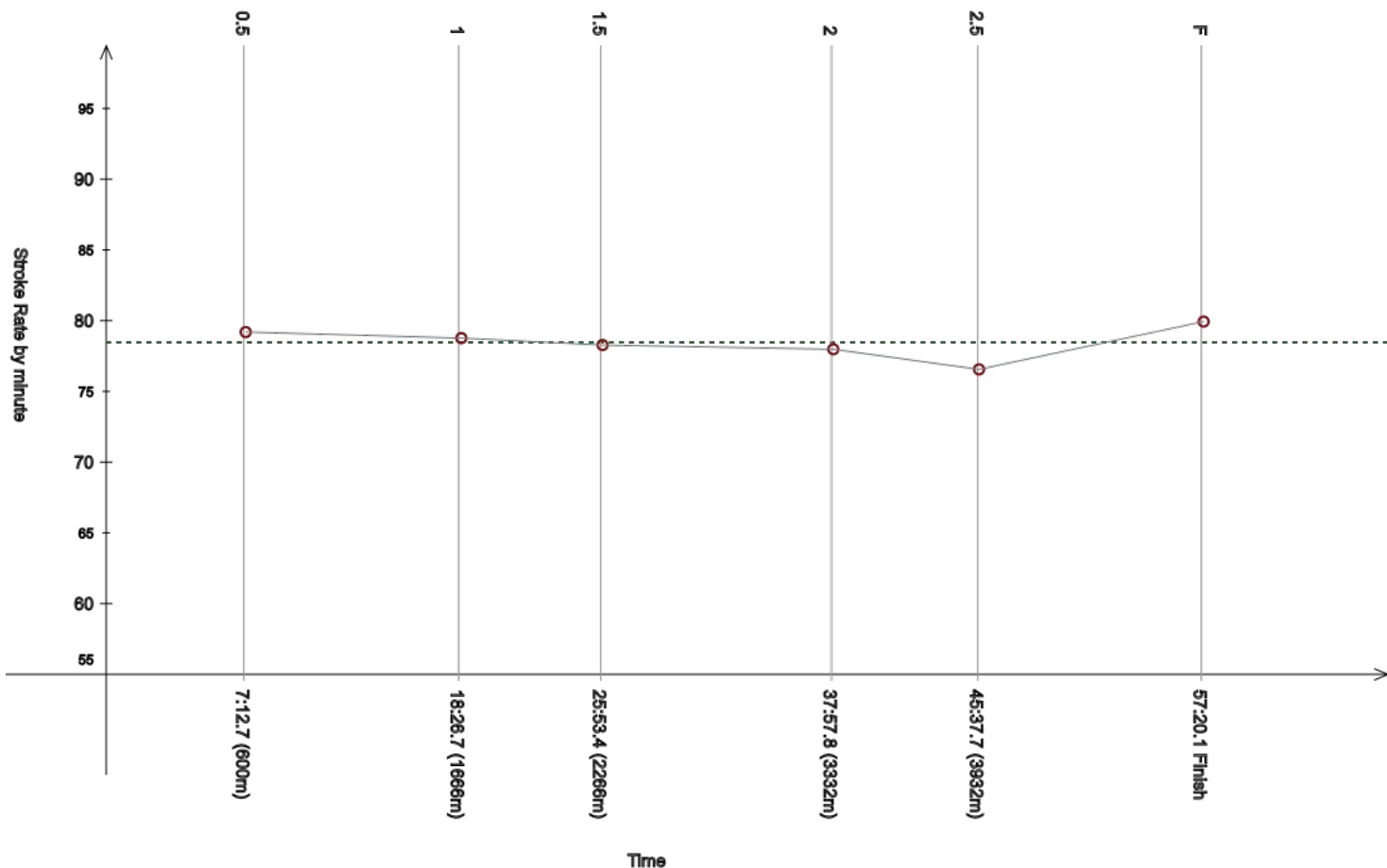
Men's 5 km

13 JUN 2024 - 9:00

Race Analysis


Rank	Bib	Name	NAT Code					Finish Time	Gap
24	5	LORENZETTI Claudio	SUI					57:20.1	+3:51.8

Lap	Time	Rank	Gap	SPM	Lap	Time	Rank	Gap	SPM	Lap	Time	Rank	Gap	SPM	SPM	STC
0.5	7:12.7	(21)	+20.3	79.2	1	18:26.7	(23)	+28.7	78.8	1.5	25:53.4	(21)	++	78.3		
						11:14.0					7:26.7				78.5	4570
2	37:57.8	(25)	++	78.0	2.5	45:37.7	(25)	++	76.6	F	57:20.1	(24)	++	79.9		
	12:04.4					7:39.9					11:42.4					



Legend:			
---	Stroke Rate Average	+	Gap or time behind
++	One minute or more behind in split time	F	Finish
SPM	Average strokes per minute	STC	Total strokes

Official Timekeeping by OMEGA



Event 103

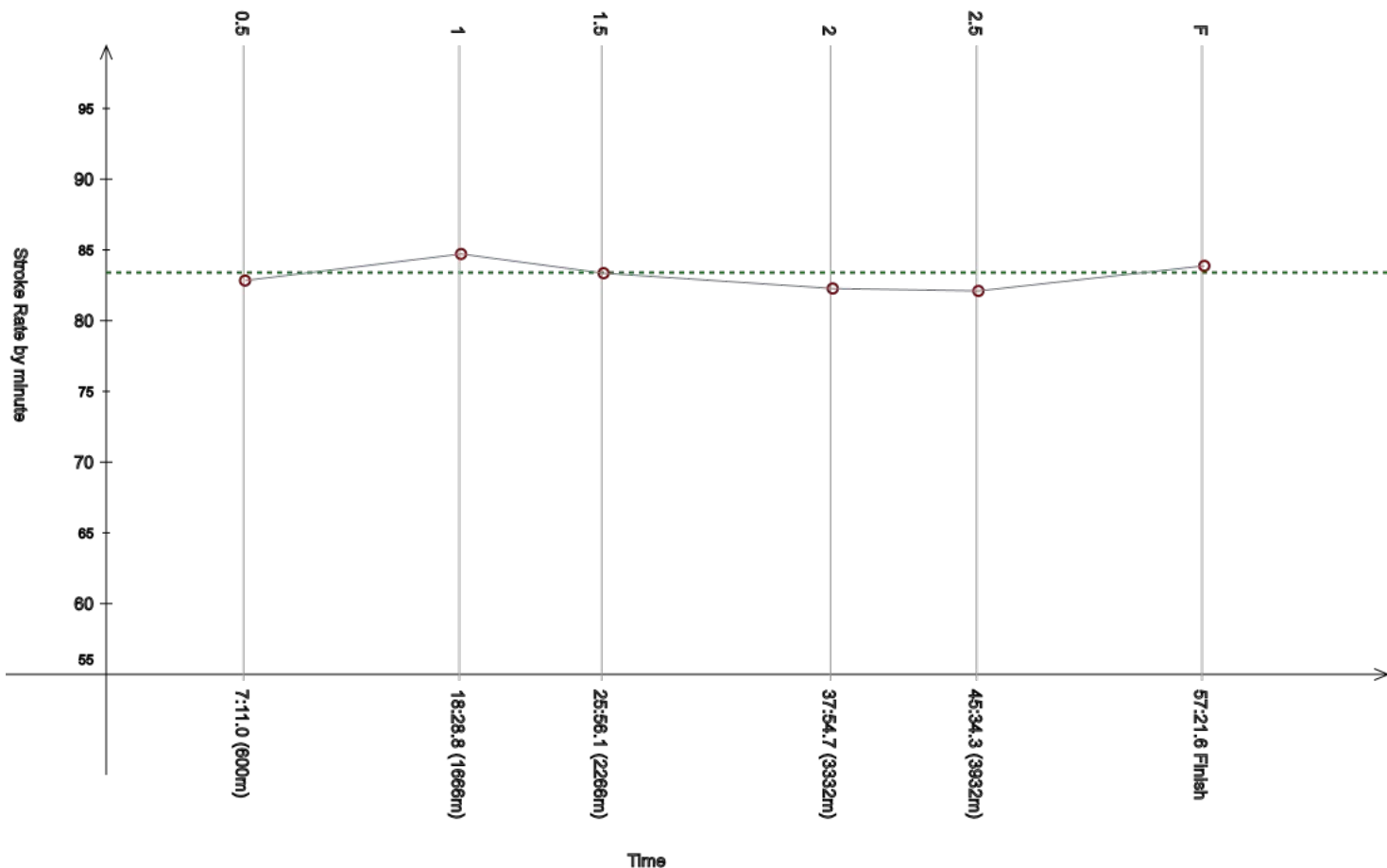
Men's 5 km

13 JUN 2024 - 9:00

Race Analysis

Rank	Bib	Name	NAT Code			Finish Time	Gap
25	12	STRAKA Martin	CZE			57:21.6	+3:53.3

Lap	Time	Rank	Gap	SPM	Lap	Time	Rank	Gap	SPM	Lap	Time	Rank	Gap	SPM	SPM	STC
0.5	7:11.0	(16)	+18.6	82.8	1	18:28.8	(24)	+30.8	84.7	1.5	25:56.1	(22)	++	83.4		
						11:17.8					7:27.3				83.4	4800
2	37:54.7	(24)	++	82.3	2.5	45:34.3	(23)	++	82.1	F	57:21.6	(25)	++	83.9		
	11:58.6					7:39.6					11:47.3					



Legend:			
----	Stroke Rate Average	+	Gap or time behind
++	One minute or more behind in split time	F	Finish
SPM	Average strokes per minute	STC	Total strokes

Official Timekeeping by OMEGA





Event 103

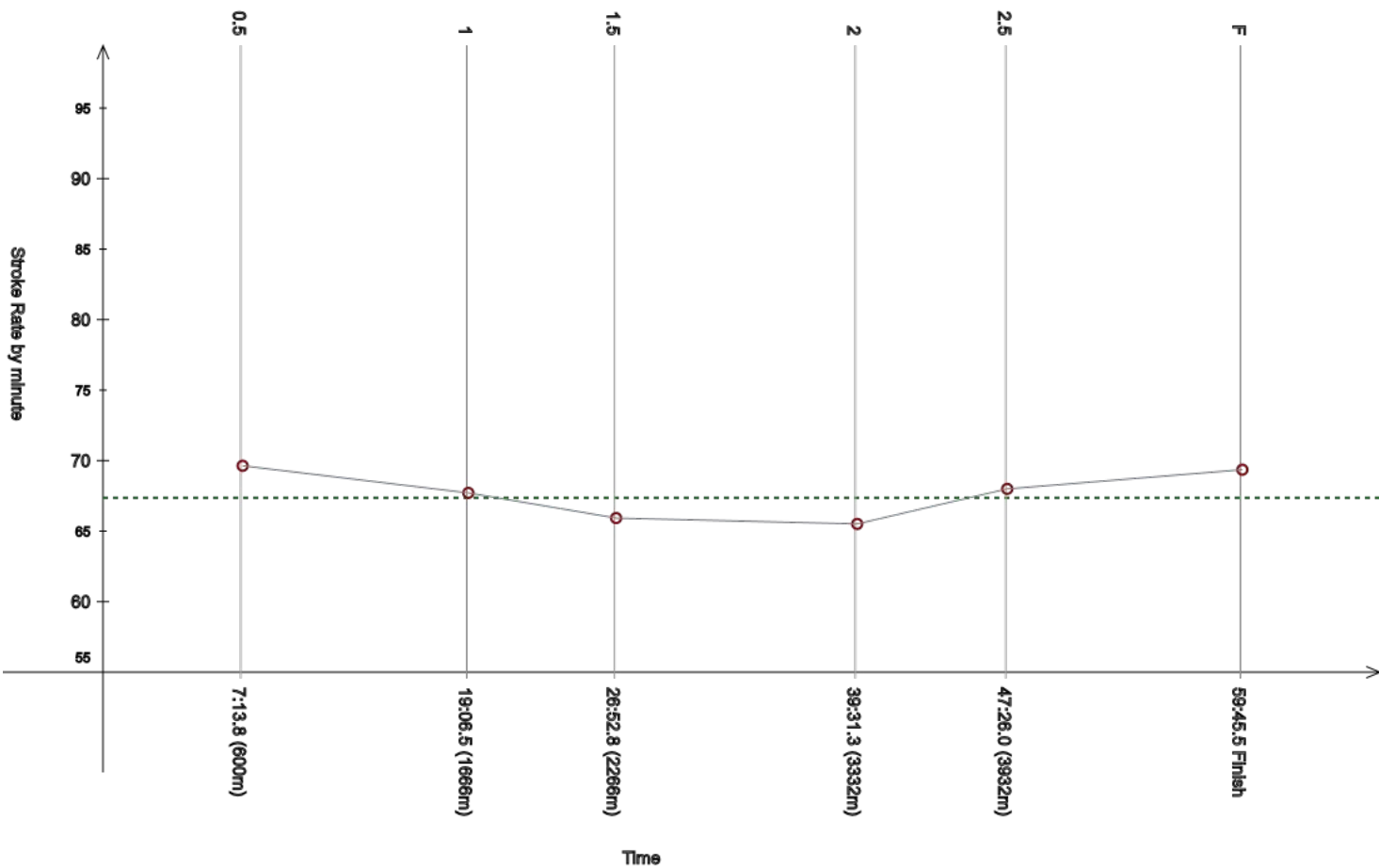
Men's 5 km

13 JUN 2024 - 9:00

Race Analysis

Rank	Bib	Name	NAT Code	Finish Time	Gap
26	4	EREMIJA Patrick	CRO	59:45.5	+6:17.2


Lap	Time	Rank	Gap	SPM	Lap	Time	Rank	Gap	SPM	Lap	Time	Rank	Gap	SPM	SPM	STC
0.5	7:13.8	(23)	+21.4	69.6	1	19:06.5	(26)	++	67.7	1.5	26:52.8	(24)	++	65.9		
						11:52.7					7:46.3				67.4	4078
2	39:31.3	(27)	++	65.5	2.5	47:26.0	(26)	++	68.0	F	59:45.5	(26)	++	69.4		
	12:38.5					7:54.7					12:19.5					



Legend:	----	Stroke Rate Average	+	Gap or time behind
	++	One minute or more behind in split time	F	Finish
	SPM	Average strokes per minute	STC	Total strokes

Official Timekeeping by OMEGA





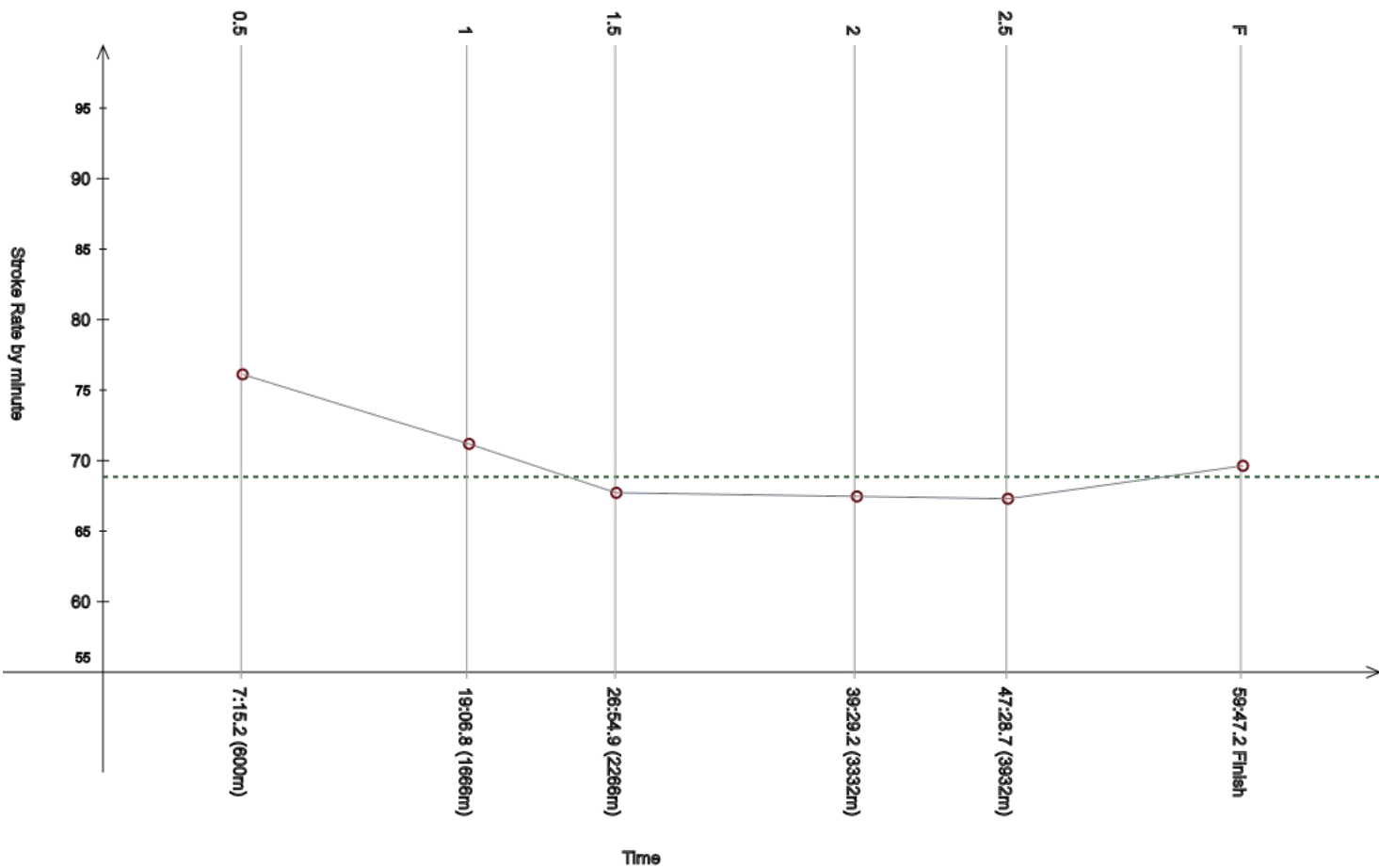
Event 103

Men's 5 km

13 JUN 2024 - 9:00

Race Analysis


Rank	Bib	Name	NAT Code					Finish Time	Gap							
27	14	DRUENNE Theo	MON					59:47.2	+6:18.9							
Lap	Time	Rank	Gap	SPM	Lap	Time	Rank	Gap	SPM	Lap	Time	Rank	Gap	SPM	SPM	STC
0.5	7:15.2	(25)	+22.8	76.1	1	19:06.8	(27)	++	71.2	1.5	26:54.9	(25)	++	67.7		
						11:51.6					7:48.1				68.9	4182
2	39:29.2	(26)	++	67.5	2.5	47:28.7	(27)	++	67.3	F	59:47.2	(27)	++	69.6		
	12:34.3					7:59.5					12:18.5					



Legend:			
---	Stroke Rate Average	+	Gap or time behind
++	One minute or more behind in split time	F	Finish
SPM	Average strokes per minute	STC	Total strokes

Official Timekeeping by OMEGA





Event 103

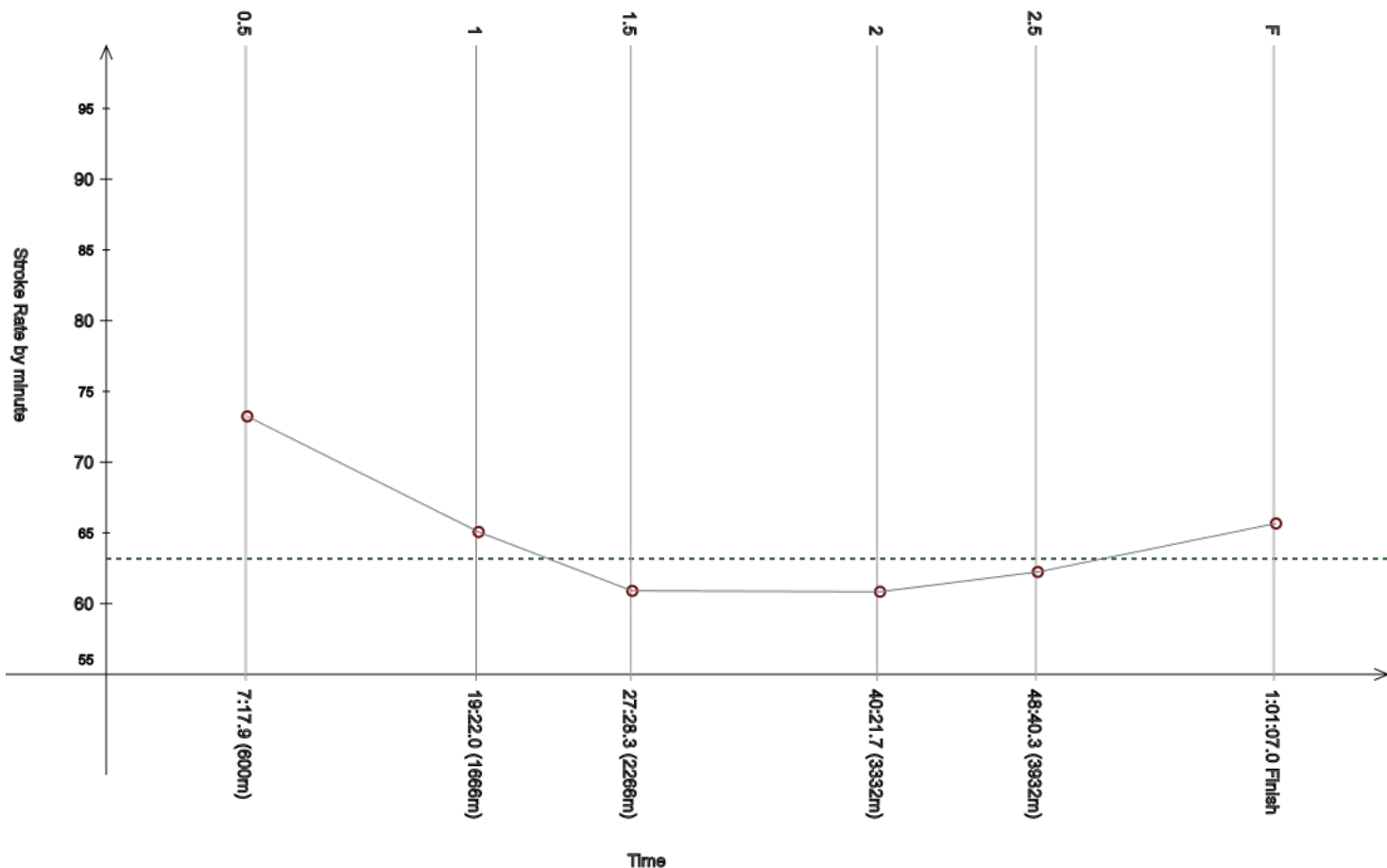
Men's 5 km

13 JUN 2024 - 9:00

Race Analysis

Rank	Bib	Name	NAT Code			Finish Time	Gap
28	16	SIMIC Nikola	SRB			1:01:07.0	+7:38.7


Lap	Time	Rank	Gap	SPM	Lap	Time	Rank	Gap	SPM	Lap	Time	Rank	Gap	SPM	SPM	STC
0.5	7:17.9	(26)	+25.5	73.2	1	19:22.0	(28)	++	65.1	1.5	27:28.3	(26)	++	60.9		
						12:04.1					8:06.3				63.2	3908
2	40:21.7	(28)	++	60.8	2.5	48:40.3	(28)	++	62.2	F	1:01:07.0	(28)	++	65.7		
	12:53.4					8:18.6					12:26.7					



Legend:			
----	Stroke Rate Average	+	Gap or time behind
++	One minute or more behind in split time	F	Finish
SPM	Average strokes per minute	STC	Total strokes

Official Timekeeping by OMEGA





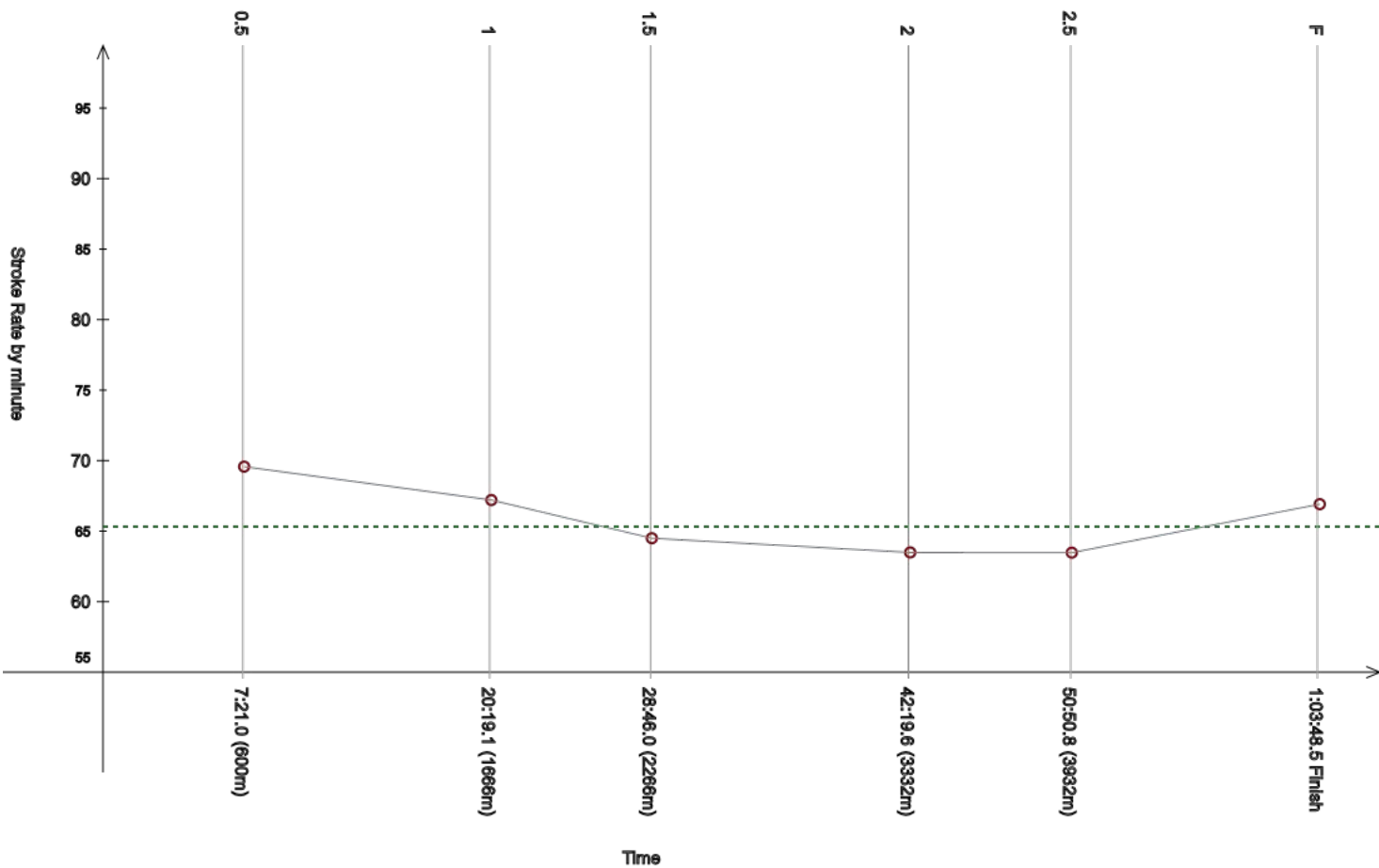
Event 103

13 JUN 2024 - 9:00

Men's 5 km

Race Analysis

Rank	Bib	Name	NAT Code					Finish Time	Gap							
29	26	PECIAR Tomas	SVK					1:03:48.5	+10:20.2							
Lap	Time	Rank	Gap	SPM	Lap	Time	Rank	Gap	SPM	Lap	Time	Rank	Gap	SPM	SPM	STC
0.5	7:21.0	(28)	+28.6	69.6	1	20:19.1	(29)	++	67.2	1.5	28:46.0	(27)	++	64.5		
						12:58.1					8:26.9				65.3	4197
2	42:19.6	(29)	++	63.5	2.5	50:50.8	(29)	++	63.5	F	1:03:48.5	(29)	++	66.9		
	13:33.6					8:31.2					12:57.7					



Legend:	---	Stroke Rate Average	+	Gap or time behind
	++	One minute or more behind in split time	F	Finish
	SPM	Average strokes per minute	STC	Total strokes

Official Timekeeping by OMEGA

