



2025 TYR Pro Swim Series

Westmont, IL

March 5 - 8



Event 101 5 MAR 2025 - 5:00 PM

Women's 1500m Freestyle

Results Summary

Event Number 1

	Record	Splits					Name	NAT Code	Location	Date
WR	15:20.48	58.50	2:00.25	4:04.88	8:11.70	LEDECKY Kathleen	USA	Indianapolis (USA)	16 MAY 2018	
AR	15:20.48	58.50	2:00.25	4:04.88	8:11.70	LEDECKY Katie	USA	Indianapolis (USA)	16 MAY 2018	
US	15:20.48	58.50	2:00.25	4:04.88	8:11.70	LEDECKY Katie	USA	Indianapolis, IN (USA)	16 MAY 2018	
WJ	15:28.36	59.34	2:01.85	4:06.57	8:16.90	LEDECKY Kathleen	USA	Gold Coast (AUS)	24 AUG 2014	

Rank	Heat	Lane	Name	Club Code	Year of Birth	R.T.	Time	Time Behind
1	1	4	DIZOTTI Beatriz Pimentel	BRA	2000	0.70	16:28.73	
	50m 30.21	100m 1:02.82	150m 1:35.17	200m 2:08.61	250m 2:41.64	300m 3:14.84	350m 3:48.01	400m 4:21.16
		32.61	32.35	33.44	33.03	33.20	33.17	33.15
	450m 4:54.29	500m 5:27.40	550m 6:00.43	600m 6:33.43	650m 7:06.51	700m 7:39.73	750m 8:12.77	800m 8:46.03
	33.13	33.11	33.03	33.00	33.08	33.22	33.04	33.26
	850m 9:19.19	900m 9:52.43	950m 10:25.56	1000m 10:58.81	1050m 11:31.75	1100m 12:04.99	1150m 12:38.28	1200m 13:11.50
	33.16	33.24	33.13	33.25	32.94	33.24	33.29	33.22
	1250m 13:44.79	1300m 14:17.88	1350m 14:50.71	1400m 15:23.77	1450m 15:56.16			
	33.29	33.09	32.83	33.06	32.39	32.57		
2	1	3	PLOEGER Marian	MICH	2006	0.78	16:32.99	4.26
	50m 30.32	100m 1:03.31	150m 1:36.06	200m 2:09.29	250m 2:42.10	300m 3:15.75	350m 3:48.76	400m 4:22.33
		32.99	32.75	33.23	32.81	33.65	33.01	33.57
	450m 4:55.38	500m 5:29.03	550m 6:02.16	600m 6:36.04	650m 7:09.08	700m 7:42.73	750m 8:15.90	800m 8:49.63
	33.05	33.65	33.13	33.88	33.04	33.65	33.17	33.73
	850m 9:22.84	900m 9:56.38	950m 10:29.71	1000m 11:03.29	1050m 11:36.24	1100m 12:09.38	1150m 12:42.06	1200m 13:15.30
	33.21	33.54	33.33	33.58	32.95	33.14	32.68	33.24
	1250m 13:48.12	1300m 14:21.51	1350m 14:54.55	1400m 15:27.88	1450m 16:00.51			
	32.82	33.39	33.04	33.33	32.63	32.48		
3	1	2	DUNFORD Abby	SYS	2006	0.73	16:41.73	13.00
	50m 29.89	100m 1:02.63	150m 1:35.31	200m 2:08.31	250m 2:41.30	300m 3:14.79	350m 3:47.79	400m 4:21.29
		32.74	32.68	33.00	32.99	33.49	33.00	33.50
	450m 4:54.40	500m 5:27.91	550m 6:00.97	600m 6:34.29	650m 7:07.16	700m 7:40.69	750m 8:13.04	800m 8:47.40
	33.11	33.51	33.06	33.32	32.87	33.53	32.35	34.36
	850m 9:20.83	900m 9:54.28	950m 10:27.73	1000m 11:01.69	1050m 11:35.43	1100m 12:09.37	1150m 12:43.30	1200m 13:17.70
	33.43	33.45	33.45	33.95	33.75	33.94	33.93	34.40
	1250m 13:51.72	1300m 14:25.99	1350m 14:59.99	1400m 15:34.34	1450m 16:08.30			
	34.02	34.27	34.00	34.35	33.96	33.43		
4	1	5	JACKL Vivien	HUN	◆ 2008	0.74	17:06.38	37.65
	50m 29.45	100m 1:01.83	150m 1:35.31	200m 2:08.81	250m 2:42.45	300m 3:16.19	350m 3:50.21	400m 4:24.17
		32.38	33.48	33.50	33.64	33.74	34.02	33.96
	450m 4:58.20	500m 5:32.23	550m 6:06.32	600m 6:40.54	650m 7:15.22	700m 7:50.08	750m 8:24.91	800m 8:59.97
	34.03	34.03	34.09	34.22	34.68	34.86	34.83	35.06
	850m 9:34.93	900m 10:09.84	950m 10:45.39	1000m 11:20.36	1050m 11:55.19	1100m 12:30.46	1150m 13:05.73	1200m 13:40.80
	34.96	34.91	35.55	34.97	34.83	35.27	35.27	35.07
	1250m 14:15.96	1300m 14:50.59	1350m 15:24.84	1400m 15:59.57	1450m 16:33.22			
	35.16	34.63	34.25	34.73	33.65	33.16		
5	2	3	BENNETT Brooke	PLS	◆ 2008	0.75	17:06.70	37.97
	50m 31.37	100m 1:05.14	150m 1:39.27	200m 2:13.88	250m 2:48.23	300m 3:23.16	350m 3:57.66	400m 4:32.25
		33.77	34.13	34.61	34.35	34.93	34.50	34.59
	450m 5:06.29	500m 5:40.80	550m 6:15.22	600m 6:49.93	650m 7:24.50	700m 7:59.35	750m 8:33.95	800m 9:08.45
	34.04	34.51	34.42	34.71	34.57	34.85	34.60	34.50
	850m 9:42.80	900m 10:17.46	950m 10:52.04	1000m 11:26.76	1050m 12:01.37	1100m 12:35.76	1150m 13:10.28	1200m 13:44.39
	34.35	34.66	34.58	34.72	34.61	34.39	34.52	34.11
	1250m 14:18.23	1300m 14:52.19	1350m 15:25.92	1400m 15:59.96	1450m 16:33.71			
	33.84	33.96	33.73	34.04	33.75	32.99		
6	1	1	ALEGI Grace	SYS	◆ 2009	0.80	17:13.90	45.17
	50m 31.20	100m 1:04.77	150m 1:38.53	200m 2:12.63	250m 2:46.45	300m 3:20.55	350m 3:54.72	400m 4:29.20
		33.57	33.76	34.10	33.82	34.10	34.17	34.48
	450m 5:03.39	500m 5:37.85	550m 6:12.05	600m 6:46.19	650m 7:20.55	700m 7:55.03	750m 8:29.43	800m 9:04.20
	34.19	34.46	34.20	34.14	34.36	34.48	34.40	34.77
	850m 9:39.08	900m 10:14.07	950m 10:48.83	1000m 11:23.98	1050m 11:59.04	1100m 12:34.45	1150m 13:09.35	1200m 13:44.79
	34.88	34.99	34.76	35.15	35.06	35.41	34.90	35.44
	1250m 14:19.65	1300m 14:55.17	1350m 15:30.32	1400m 16:05.56	1450m 16:40.40			
	34.86	35.52	35.15	35.24	34.84	33.50		

Official Timekeeping by Omega





2025 TYR Pro Swim Series

Westmont, IL

March 5 - 8



Event 101 5 MAR 2025 - 5:00 PM

Women's 1500m Freestyle

Results Summary

Event Number 1

Rank	Heat	Lane	Name	Club Code	Year of Birth	R.T.	Time	Time Behind
7	2	4	MULLIKIN Brielle	UN-PC	◆ 2009	0.73	17:31.37	1:02.64
	50m 31.77	100m 1:05.79	150m 1:39.80	200m 2:14.59	250m 2:49.10	300m 3:24.26	350m 3:58.87	400m 4:33.85
		34.02	34.01	34.79	34.51	35.16	34.61	34.98
	450m 5:08.65	500m 5:43.99	550m 6:18.89	600m 6:54.31	650m 7:28.99	700m 8:04.30	750m 8:39.39	800m 9:14.81
	34.80	35.34	34.90	35.42	34.68	35.31	35.09	35.42
	850m 9:50.05	900m 10:25.63	950m 11:01.20	1000m 11:37.01	1050m 12:12.40	1100m 12:48.25	1150m 13:23.69	1200m 13:59.46
	35.24	35.58	35.57	35.81	35.39	35.85	35.44	35.77
	1250m 14:34.70	1300m 15:10.43	1350m 15:45.71	1400m 16:21.19	1450m 16:56.55			
	35.24	35.73	35.28	35.48	35.36	34.82		
8	1	6	MILBAUM Lolly	SYS	◆ 2007	0.64	17:37.35	1:08.62
	50m 31.29	100m 1:05.11	150m 1:39.54	200m 2:14.09	250m 2:49.00	300m 3:23.72	350m 3:59.00	400m 4:34.19
		33.82	34.43	34.55	34.91	34.72	35.28	35.19
	450m 5:09.69	500m 5:44.89	550m 6:20.44	600m 6:55.83	650m 7:31.57	700m 8:06.99	750m 8:42.59	800m 9:18.12
	35.50	35.20	35.55	35.39	35.74	35.42	35.60	35.53
	850m 9:53.61	900m 10:29.05	950m 11:04.86	1000m 11:40.35	1050m 12:16.08	1100m 12:51.55	1150m 13:27.32	1200m 14:03.14
	35.49	35.44	35.81	35.49	35.73	35.47	35.77	35.82
	1250m 14:39.19	1300m 15:14.73	1350m 15:50.64	1400m 16:26.32	1450m 17:02.31			
	36.05	35.54	35.91	35.68	35.99	35.04		
9	1	7	PIATERA MERCIER Delphine	TQ	◆ 2008		17:46.67	1:17.94
	50m 30.95	100m 1:05.11	150m 1:39.84	200m 2:14.09	250m 2:49.89	300m 3:24.26	350m 4:00.65	
			1:39.84	2:49.89	2:49.89		4:00.65	
	450m 5:12.23	500m 5:49.71	550m 6:25.41	600m 7:01.42	650m 7:37.24	700m 8:13.27	750m 8:47.86	
	5:12.23		6:23.68	7:35.53	7:35.53		8:47.86	
	850m 9:59.40	900m 10:37.48	950m 11:13.58	1000m 11:49.82	1050m 12:25.90	1100m 13:02.04	1150m 13:38.05	
	9:59.40		11:11.64	12:35.53	12:35.53		13:36.22	
	1250m 14:48.71	1300m 15:26.48	1350m 16:02.50	1400m 16:38.92	1450m 17:14.98			
	14:48.71	16:00.65	16:00.65	17:12.04	17:12.04	34.63		
10	2	5	GEORGE Heidi	UN-MN	1976	0.78	17:50.18	1:21.45
	50m 32.61	100m 1:06.77	150m 1:41.54	200m 2:16.46	250m 2:51.90	300m 3:27.26	350m 4:02.78	400m 4:38.29
		34.16	34.77	34.92	35.44	35.36	35.52	35.51
	450m 5:13.80	500m 5:49.71	550m 6:25.41	600m 7:01.42	650m 7:37.24	700m 8:13.27	750m 8:49.30	800m 9:25.54
	35.51	35.91	35.70	36.01	35.82	36.03	36.03	36.24
	850m 10:01.62	900m 10:37.48	950m 11:13.58	1000m 11:49.82	1050m 12:25.90	1100m 13:02.04	1150m 13:38.05	1200m 14:14.22
	36.08	35.86	36.10	36.24	36.08	36.14	36.01	36.17
	1250m 14:50.27	1300m 15:26.48	1350m 16:02.50	1400m 16:38.92	1450m 17:14.98			
	36.05	36.21	36.02	36.42	36.06	35.20		

Legend:	◆ Junior swimmer	AR American Record	R.T. Reaction Time	US US Open Record
WJ World Junior Record	WR World Record			

Official Timekeeping by Omega





2025 TYR Pro Swim Series

Westmont, IL

March 5 - 8



Event 102 5 MAR 2025 - 5:43 PM

Men's 1500m Freestyle

Results Summary

Event Number 2

	Record	Splits					Name	NAT Code	Location	Date
WR	14:30.67	55.47	1:53.59	3:50.38	7:45.18	FINKE Bobby	USA	Paris (FRA)	4 AUG 2024	
AR	14:30.67	55.47	1:53.59	3:50.38	7:45.18	FINKE Bobby	USA	Paris (FRA)	4 AUG 2024	
US	14:40.28	55.65	1:54.21	3:52.46	7:48.80	FINKE Robert	USA	Indianapolis, IN (USA)	23 JUN 2024	
WJ	14:41.22	56.21	1:55.37	3:54.00	7:50.74	TUNCELLI Kuzey	TUR	Paris (FRA)	4 AUG 2024	

Rank	Heat	Lane	Name	Club Code	Year of Birth	R.T.	Time	Time Behind
1	1	2	HAMMER Aiden	KING	◆ 2007	0.72	15:15.37	
	50m 28.04	100m 58.47	150m 1:29.36	200m 2:00.26	250m 2:31.10	300m 3:01.96	350m 3:32.75	400m 4:03.82
		30.43	30.89	30.90	30.84	30.86	30.79	31.07
	450m 4:34.82	500m 5:05.91	550m 5:36.56	600m 6:07.75	650m 6:38.37	700m 7:09.55	750m 7:40.34	800m 8:11.38
	31.00	31.09	30.65	31.19	30.62	31.18	30.79	31.04
	850m 8:41.86	900m 9:12.89	950m 9:43.45	1000m 10:14.20	1050m 10:44.64	1100m 11:15.27	1150m 11:45.72	1200m 12:16.26
	30.48	31.03	30.56	30.75	30.44	30.63	30.45	30.54
	1250m 12:46.64	1300m 13:17.15	1350m 13:47.47	1400m 14:17.42	1450m 14:47.17			
	30.38	30.51	30.32	29.95	29.75	28.20		
2	1	5	MIJATOVIC Luka	PLS	◆ 2009	0.69	15:16.31	0.94
	50m 27.76	100m 58.02	150m 1:28.51	200m 1:59.11	250m 2:29.77	300m 3:00.84	350m 3:31.47	400m 4:02.53
		30.26	30.49	30.60	30.66	31.07	30.63	31.06
	450m 4:33.35	500m 5:04.67	550m 5:34.87	600m 6:06.80	650m 6:37.54	700m 7:08.73	750m 7:39.66	800m 8:10.89
	30.82	31.32	30.20	31.93	30.74	31.19	30.93	31.23
	850m 8:41.78	900m 9:13.07	950m 9:43.81	1000m 10:14.97	1050m 10:45.15	1100m 11:16.01	1150m 11:46.74	1200m 12:17.22
	30.89	31.29	30.74	30.76	30.58	30.86	30.73	30.48
	1250m 12:47.94	1300m 13:18.52	1350m 13:48.95	1400m 14:19.27	1450m 14:48.87			
	30.72	30.58	30.43	30.32	29.60	27.44		
3	1	4	WHITLOCK Luke	FASTIN	2006	0.71	15:23.53	8.16
	50m 27.82	100m 58.07	150m 1:28.49	200m 1:59.29	250m 2:29.90	300m 3:00.95	350m 3:31.67	400m 4:02.65
		30.25	30.42	30.80	30.61	31.05	30.72	30.98
	450m 4:33.47	500m 5:04.81	550m 5:35.66	600m 6:06.88	650m 6:37.74	700m 7:08.89	750m 7:39.78	800m 8:11.03
	30.82	31.34	30.85	31.22	30.86	31.15	30.89	31.25
	850m 8:41.84	900m 9:13.12	950m 9:44.01	1000m 10:14.99	1050m 10:45.70	1100m 11:16.77	1150m 11:47.64	1200m 12:18.82
	30.81	31.28	30.89	30.98	30.71	31.07	30.87	31.18
	1250m 12:49.82	1300m 13:20.98	1350m 13:52.10	1400m 14:23.08	1450m 14:53.74			
	31.00	31.16	31.12	30.98	30.66	29.79		
4	1	3	SIBIRTSEV Iliia	UZB	2001	0.64	15:37.40	22.03
	50m 27.86	100m 57.90	150m 1:28.46	200m 1:59.13	250m 2:29.75	300m 3:00.76	350m 3:31.65	400m 4:02.88
		30.04	30.56	30.67	30.62	31.01	30.89	31.23
	450m 4:33.75	500m 5:04.90	550m 5:35.80	600m 6:06.96	650m 6:37.82	700m 7:09.27	750m 7:40.05	800m 8:11.67
	30.87	31.15	30.90	31.16	30.86	31.45	30.78	31.62
	850m 8:42.65	900m 9:14.22	950m 9:45.37	1000m 10:17.50	1050m 10:49.43	1100m 11:22.01	1150m 11:54.04	1200m 12:26.38
	30.98	31.57	31.15	32.13	31.93	32.58	32.03	32.34
	1250m 12:57.95	1300m 13:30.32	1350m 14:02.36	1400m 14:34.95	1450m 15:06.70			
	31.57	32.37	32.04	32.59	31.75	30.70		
5	1	6	PAULINS Sebastian	TQ	1998	0.73	15:46.76	31.39
	50m 28.05	100m 58.72	150m 1:29.73	200m 2:00.65	250m 2:31.76	300m 3:02.80	350m 3:34.26	400m 4:05.74
		30.67	31.01	30.92	31.11	31.04	31.46	31.48
	450m 4:37.32	500m 5:08.85	550m 5:40.56	600m 6:12.17	650m 6:43.73	700m 7:15.20	750m 7:46.97	800m 8:18.69
	31.58	31.53	31.71	31.61	31.56	31.47	31.77	31.72
	850m 8:50.68	900m 9:22.85	950m 9:55.06	1000m 10:27.08	1050m 10:59.10	1100m 11:31.40	1150m 12:03.59	1200m 12:35.96
	31.99	32.17	32.21	32.02	32.02	32.30	32.19	32.37
	1250m 13:08.27	1300m 13:40.64	1350m 14:12.92	1400m 14:44.92	1450m 15:16.57			
	32.31	32.37	32.28	32.00	31.65	30.19		
6	1	7	CALLAN Jack	UN-IN	2001		16:00.63	45.26
	50m 28.75	150m 1:31.42	250m 2:34.36	350m 3:37.74				
		1:31.42	2:34.36	3:37.74				
	450m 4:41.19	550m 5:44.92	600m 6:16.77	650m 6:49.19	700m 7:21.20	750m 7:53.49	800m 8:25.67	
	4:41.19	5:44.92	6:18.55	6:49.19	7:21.20	7:53.49	8:25.67	
	850m 8:57.97	900m 9:30.24	950m 10:02.64	1000m 10:34.93	1050m 11:07.66	1100m 11:40.19	1150m 12:12.86	1200m 12:45.45
	32.30	32.27	32.40	32.29	32.73	32.53	32.67	32.59
	1250m 13:18.18	1300m 13:50.70	1350m 14:23.46	1400m 14:55.95	1450m 15:28.78			
	32.73	32.52	32.76	32.49	32.83	31.85		

Official Timekeeping by Omega





2025 TYR Pro Swim Series

Westmont, IL

March 5 - 8



Event 102 5 MAR 2025 - 5:43 PM

Men's 1500m Freestyle

Results Summary

Event Number 2

Rank	Heat	Lane	Name	Club Code	Year of Birth	R.T.	Time	Time Behind
7	1	8	ATKINSON Sean	UN-IN	2006	0.68	16:04.26	48.89
	50m 28.22	100m 58.35	150m 1:29.82	200m 2:00.93	250m 2:32.73	300m 3:04.02	350m 3:36.24	400m 4:08.26
		30.13	31.47	31.11	31.80	31.29	32.22	32.02
	450m 4:40.94	500m 5:13.03	550m 5:45.90	600m 6:18.33	650m 6:51.49	700m 7:24.06	750m 7:57.37	800m 8:30.05
	32.68	32.09	32.87	32.43	33.16	32.57	33.31	32.68
	850m 9:03.25	900m 9:35.87	950m 10:08.65	1000m 10:41.31	1050m 11:14.03	1100m 11:46.70	1150m 12:19.62	1200m 12:52.30
	33.20	32.62	32.78	32.66	32.72	32.67	32.92	32.68
	1250m 13:25.56	1300m 13:58.01	1350m 14:30.85	1400m 15:02.92	1450m 15:34.62			
	33.26	32.45	32.84	32.07	31.70	29.64		
8	2	4	ROUSSEAU Alexander	TAC-NC	2005	0.73	16:05.52	50.15
	50m 28.18	100m 59.54	150m 1:31.23	200m 2:03.44	250m 2:35.72	300m 3:07.98	350m 3:40.24	400m 4:12.63
		31.36	31.69	32.21	32.28	32.26	32.26	32.39
	450m 4:44.85	500m 5:17.32	550m 5:49.80	600m 6:22.31	650m 6:54.89	700m 7:27.32	750m 7:59.70	800m 8:32.51
	32.22	32.47	32.48	32.51	32.58	32.43	32.38	32.81
	850m 9:04.85	900m 9:37.75	950m 10:10.33	1000m 10:42.93	1050m 11:15.32	1100m 11:47.83	1150m 12:20.25	1200m 12:53.03
	32.34	32.90	32.58	32.60	32.39	32.51	32.42	32.78
	1250m 13:25.48	1300m 13:57.91	1350m 14:30.20	1400m 15:02.89	1450m 15:34.78			
	32.45	32.43	32.29	32.69	31.89	30.74		
9	1	1	DUFFY Edouard	TQ	2005	0.68	16:07.36	51.99
	50m 28.33	100m 59.17	150m 1:30.55	200m 2:02.97	250m 2:35.00	300m 3:07.38	350m 3:39.43	400m 4:12.49
		30.84	31.38	32.42	32.03	32.38	32.05	33.06
	450m 4:45.26	500m 5:18.40	550m 5:50.86	600m 6:22.22	650m 6:56.40	700m 7:29.70	750m 8:03.12	800m 8:36.01
	32.77	33.14	32.46	33.36	32.18	33.30	33.42	32.89
	850m 9:07.68	900m 9:40.24	950m 10:12.65	1000m 10:45.13	1050m 11:17.19	1100m 11:50.03	1150m 12:22.74	1200m 12:55.93
	31.67	32.56	32.41	32.48	32.06	32.84	32.71	33.19
	1250m 13:27.77	1300m 14:00.54	1350m 14:32.30	1400m 15:05.27	1450m 15:36.08			
	31.84	32.77	31.76	32.97	30.81	31.28		
10	2	6	SUBAGYO Nicholas	OLY	2003	0.70	16:11.10	55.73
	50m 29.33	100m 1:00.71	150m 1:32.81	200m 2:04.90	250m 2:37.37	300m 3:09.71	350m 3:42.54	400m 4:15.18
		31.38	32.10	32.09	32.47	32.34	32.83	32.64
	450m 4:48.38	500m 5:21.49	550m 5:54.74	600m 6:27.66	650m 7:00.88	700m 7:33.54	750m 8:06.52	800m 8:39.18
	33.20	33.11	33.25	32.92	33.22	32.66	32.98	32.66
	850m 9:12.07	900m 9:44.74	950m 10:17.60	1000m 10:50.02	1050m 11:22.76	1100m 11:55.39	1150m 12:27.91	1200m 13:00.76
	32.89	32.67	32.86	32.42	32.74	32.63	32.52	32.85
	1250m 13:33.22	1300m 14:05.35	1350m 14:37.13	1400m 15:09.18	1450m 15:40.71			
	32.46	32.13	31.78	32.05	31.53	30.39		
11	2	5	PRIZLER Tristan	NU	2005	0.67	16:15.91	1:00.54
	50m 28.71	100m 59.90	150m 1:31.97	200m 2:04.20	250m 2:36.84	300m 3:09.31	350m 3:42.12	400m 4:14.87
		31.19	32.07	32.23	32.64	32.47	32.81	32.75
	450m 4:48.12	500m 5:21.31	550m 5:54.40	600m 6:27.25	650m 7:00.24	700m 7:33.25	750m 8:05.93	800m 8:38.71
	33.25	33.19	33.09	32.85	32.99	33.01	32.68	32.78
	850m 9:11.73	900m 9:44.83	950m 10:17.81	1000m 10:50.54	1050m 11:23.20	1100m 11:55.90	1150m 12:28.44	1200m 13:00.93
	33.02	33.10	32.98	32.73	32.66	32.70	32.54	32.49
	1250m 13:33.25	1300m 14:05.63	1350m 14:38.37	1400m 15:11.23	1450m 15:43.69			
	32.32	32.38	32.74	32.86	32.46	32.22		
12	2	3	MAYR Charlie	UN-IN	2006	0.67	16:24.56	1:09.19
	50m 28.81	100m 1:00.37	150m 1:32.42	200m 2:04.96	250m 2:37.29	300m 3:09.88	350m 3:42.30	400m 4:15.12
		31.56	32.05	32.54	32.33	32.59	32.42	32.82
	450m 4:47.69	500m 5:20.52	550m 5:52.78	600m 6:25.80	650m 6:58.38	700m 7:31.23	750m 8:03.93	800m 8:36.87
	32.57	32.83	32.26	33.02	32.58	32.85	32.70	32.94
	850m 9:09.49	900m 9:42.95	950m 10:15.83	1000m 10:49.27	1050m 11:22.40	1100m 11:56.07	1150m 12:29.32	1200m 13:03.01
	32.62	33.46	32.88	33.44	33.13	33.67	33.25	33.69
	1250m 13:36.46	1300m 14:10.48	1350m 14:44.14	1400m 15:18.22	1450m 15:51.77			
	33.45	34.02	33.66	34.08	33.55	32.79		
13	2	7	METZGAR Samuel	KING	◆ 2008		16:33.31	1:17.94
	50m 30.06	100m 1:02.18	150m 1:35.14	200m 2:07.52	250m 2:40.94	300m 3:13.66	350m 3:47.07	400m 4:19.75
		32.12	32.96	32.38	33.42	32.72	33.41	32.68
	450m 4:53.25	500m 5:26.33	550m 5:59.72	600m 6:32.70	650m 7:06.05	700m 7:39.14	750m 8:12.82	800m 8:45.93
	33.50	33.08	33.39	32.98	33.35	33.09	33.68	33.11
	850m 9:19.54	900m 9:52.61	950m 10:26.07	1000m 10:59.35	1050m 11:32.86	1100m 12:06.14	1150m 12:39.71	1200m 13:12.92
	33.61	33.07	33.46	33.28	33.51	33.28	33.57	33.21
	1250m 13:46.87	1300m 14:20.25	1350m 14:54.01	1400m 15:27.24	1450m 16:00.96			
	33.95	33.38	33.76	33.23	33.72	32.35		
14	2	2	CHAN Parker	FMC	◆ 2007		DNS	

Official Timekeeping by Omega





2025 TYR Pro Swim Series

Westmont, IL

March 5 - 8



Event 102 5 MAR 2025 - 5:43 PM

Men's 1500m Freestyle

Results Summary

Event Number 2

Rank	Heat	Lane	Name	Club Code	Year of Birth	R.T.	Time	Time Behind
------	------	------	------	-----------	---------------	------	------	-------------

Legend:							
♦	Junior swimmer	AR	American Record	DNS	Did Not Start	R.T.	Reaction Time
US	US Open Record	WJ	World Junior Record	WR	World Record		

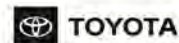
Official Timekeeping by Omega



FLUIDRA



OneAmerica Financial





2025 TYR Pro Swim Series

Westmont, IL

March 5 - 8



Event 3

6 MAR 2025 - 9:00 AM

Women's 100m Freestyle

Heats

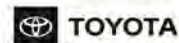
Results Summary

Event Number 3

	Record	Split	Name	NAT Code	Location	Date
WR	51.71	24.83	SJOSTROM Sarah	SWE	Budapest (HUN)	23 JUL 2017
AR	52.04	24.81	MANUEL Simone	USA	Gwangju (KOR)	26 JUL 2019
US	52.54	25.62	MANUEL Simone	USA	Irvine, CA (USA)	25 JUL 2018
WJ	52.70	25.70	OLEKSIK Penelope	CAN	Rio (BRA)	11 AUG 2016

Rank	Heat	Lane	Name	Club Code	Year of Birth	R.T.	50m	Time	Time Behind
1	4	4	MANUEL Simone	TXLA	1996	0.72	26.14	54.17 28.03	A
2	4	5	ERISMAN Rylee	LAKR	◆ 2009	0.73	26.09	54.19 28.10	0.02 A
3	5	5	HARVEY Mary-Sophie	TQ	1999	0.72	27.11	55.08 27.97	0.91 A
4	5	4	HARRIS Meg	AUS	2002	0.72	26.64	55.12 28.48	0.95 A
5	5	6	MINTENKO Madi	PPA	◆ 2007	0.77	27.03	55.32 28.29	1.15 A
6	3	4	OLEKSIK Penny	MVN	2000	0.70	26.47	55.37 28.90	1.20 A
7	3	5	NELSON Beata	WISC	1998	0.70	26.61	55.69 29.08	1.52 A
8	5	3	WASICK Kasia	UN-NT	1992	0.74	27.04	55.78 28.74	1.61 A
9	4	3	BERKOFF Katharine	WOLFNC	2001	0.72	27.10	56.07 28.97	1.90 B
10	3	3	IVEY Isabel	GSC-FL	2000	0.71	26.93	56.08 29.15	1.91 B
11	4	6	PRICE Lily	AUS	2002	0.77	26.93	56.14 29.21	1.97 B
12	3	6	O'DELL Teagan	MVN	2006	0.78	27.17	56.22 29.05	2.05 B
13	5	2	MISHLER Julie	FASTIN	◆ 2007	0.66	26.66	56.50 29.84	2.33 B
14	4	7	STANISAVLJEVIC Nina	GTCH	2004	0.68	26.84	56.93 30.09	2.76 B
15	2	2	KRYGER Madison	CAN	◆ 2008	0.79	27.39	57.12 29.73	2.95 B
16	3	2	GIGOVIC Matea	CAN	◆ 2008	0.64	27.39	57.19 29.80	3.02 B
17	1	6	HADJILOIZOU Anna	GTCH	2004	0.67	27.12	57.36 30.24	3.19 C
18	4	2	SIQUEIRA ALMEIDA Nathalia	BRA	1996	0.70	27.51	57.37 29.86	3.20 C
19	3	1	HEITMANN Maria Paula	SESC	1999	0.83	28.04	57.57 29.53	3.40 C
20	3	8	LAVIGUEUR Brynn	SYS	◆ 2007	0.78	27.57	57.77 30.20	3.60 C
21	4	1	MARIN ALEXANDRE Ines	UN-CO	2001	0.71	27.71	57.80 30.09	3.63 C
22	2	3	RIPKOVA Zora	GTCH	2002	0.72	27.94	57.88 29.94	3.71 C
23	2	4	AQUINO Gracyn	MVN	◆ 2007	0.87	28.07	58.19 30.12	4.02 C
24	5	8	HEIZER Abigail	SPAC	2006	0.62	28.14	58.22 30.08	4.05 C

Official Timekeeping by Omega





2025 TYR Pro Swim Series

Westmont, IL

March 5 - 8



Event 3

6 MAR 2025 - 9:00 AM

Women's 100m Freestyle

Heats

Results Summary

Event Number 3

Rank	Heat	Lane	Name	Club Code	Year of Birth	R.T.	50m	Time	Time Behind	
25	2	8	KELLY Allison	BSS	◆ 2009	0.71	28.51	58.43 29.92	4.26	R
26	5	1	LENAHAN Tierney	WILD	◆ 2007	0.73	27.81	58.45 30.64	4.28	R
27	4	8	ZHANG Kelsey	UN-PC	◆ 2007	0.71	28.22	58.47 30.25	4.30	
28	1	5	ARNALL Ines	WEST	◆ 2008	0.76	28.08	58.48 30.40	4.31	
29	2	6	STOUTE Heidi	BSS	◆ 2009	0.79	28.53	58.56 30.03	4.39	
30	2	7	GUTIERREZ Luci	WEST	◆ 2007	0.68	28.75	59.09 30.34	4.92	
31	2	5	JUIRIS Sarah	FMC	◆ 2007	0.66	28.41	59.21 30.80	5.04	
32	3	7	REVILAK FONSECA Sofia	UN-NT	1997	0.66	28.00	59.24 31.24	5.07	
33	1	3	KING Pilar	UN-GA	◆ 2008	0.74	28.47	59.43 30.96	5.26	
34	5	7	ROCHA Joice Otero	FRJ	◆ 2008	0.75	28.44	59.94 31.50	5.77	
35	1	4	BARBER Lilia	RISE	◆ 2009	0.71	28.21	1:00.15 31.94	5.98	
36	2	1	ZINIS Kamile	FMC	2006	0.79	28.31	1:00.24 31.93	6.07	

Legend:

◆	Junior swimmer	A	Qualified for final A	AR	American Record	B	Qualified for final B
C	Qualified for final C	R	Reserve	R.T.	Reaction Time	US	US Open Record
WJ	World Junior Record	WR	World Record				

Added a swimmer to heat 1 lane 6

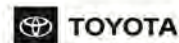
Official Timekeeping by Omega



FLUIDRA



OneAmerica Financial





2025 TYR Pro Swim Series

Westmont, IL

March 5 - 8



Event 4

6 MAR 2025 - 9:09 AM

Men's 100m Freestyle

Heats

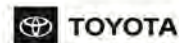
Results Summary

Event Number 4

	Record	Split	Name	NAT Code	Location	Date
WR	46.40	22.28	ZHANLE Pan	CHN	Paris (FRA)	31 JUL 2024
AR	46.96	22.17	DRESSEL Caeleb	USA	Gwangju (KOR)	25 JUL 2019
US	47.08	22.44	ALEXY Jack	USA	Indianapolis, IN (USA)	18 JUN 2024
WJ	46.86	22.74	POPOVICI David	ROU	Rome (ITA)	13 AUG 2022

Rank	Heat	Lane	Name	Club Code	Year of Birth	R.T.	50m	Time	Time Behind
1	4	5	HOUSE Grant	SUN	1998	0.63	23.74	49.17 25.43	A
2	5	5	SCHREUDERS Mikel	SUN	1998	0.68	23.28	49.37 26.09	0.20 A
3	5	3	CASAS Shaine	TXLA	1999	0.64	23.83	49.63 25.80	0.46 A
4	3	4	GIULIANI Maximillian	AUS	2003	0.68	23.97	49.66 25.69	0.49 A
5	4	3	LEE Misha	SIN	2002	0.64	23.93	49.67 25.74	0.50 A
6	3	3	DOLAN Jack	SUN	2000	0.75	23.68	49.76 26.08	0.59 A
7	5	6	KIM Laon	UCSC	◆ 2008	0.69	23.73	49.90 26.17	0.73 A
8	4	2	TOMIC Hrvoje	UN-IN	2005	0.68	23.99	49.94 25.95	0.77 A
9	4	4	KISIL Yuri	CAN	1995	0.68	23.81	50.16 26.35	0.99 B
=10	3	5	TAN Jonathan	SIN	2002	0.57	24.02	50.44 26.42	1.27 B
=10	3	6	ECKLER Shane	UN-IN	2006	0.62	24.03	50.44 26.41	1.27 B
12	5	2	YEBOAH Robin	GTCH	2003	0.60	23.96	50.51 26.55	1.34 B
=13	4	6	JULIAN Trenton	MVN	1998	0.67	24.62	50.62 26.00	1.45 B
=13	5	4	ARMSTRONG Hunter	NYAC	2001	0.68	24.50	50.62 26.12	1.45 B
15	2	2	MUHAMMAD Kamal	UN-CA	2003	0.63	24.04	50.72 26.68	1.55 B
16	4	8	WINKLER Finn	FASTIN	2004	0.60	24.71	50.80 26.09	1.63 B
17	1	6	MARRUGO MONTANO Camilo	CNV	2002	0.71	24.44	51.00 26.56	1.83 C
18	3	7	BALDUCCINI Ricky	GTCH	2004	0.69	24.43	51.05 26.62	1.88 C
19	2	5	PRATT Cole	CAN	2002	0.70	24.65	51.16 26.51	1.99 C
20	5	1	WU Tim	PLS	◆ 2008	0.65	24.67	51.48 26.81	2.31 C
21	3	2	KRAVCHENKO Andy	BSS	◆ 2007	0.64	24.69	51.56 26.87	2.39 C
22	2	6	MACHT Sascha	BSS	2006	0.69	24.90	51.68 26.78	2.51 C
23	4	7	PEREZ CARRASCO Lio	SSTY	2002	0.63	24.86	51.81 26.95	2.64 C
24	4	1	BALLADONE Sofus	OLY	2002	0.69	24.81	52.15 27.34	2.98 C

Official Timekeeping by Omega





2025 TYR Pro Swim Series

Westmont, IL

March 5 - 8



Event 4

6 MAR 2025 - 9:09 AM

Men's 100m Freestyle

Heats

Results Summary

Event Number 4

Rank	Heat	Lane	Name	Club Code	Year of Birth	R.T.	50m	Time	Time Behind	
25	5	8	SULLIVAN Jack	UN-IN	2005	0.66	25.02	52.22 27.20	3.05	R
26	3	1	CARRINGTON Liam	BSS	◆ 2008	0.65	25.13	52.61 27.48	3.44	R
27	1	5	RYBIN Roman	KING	1990	0.64	24.88	52.67 27.79	3.50	
28	5	7	SOHOVICH Xavier	BSS	◆ 2007	0.63	25.32	52.90 27.58	3.73	
29	2	8	TORTOLA Gabriel	PST	◆ 2007	0.72	25.60	52.94 27.34	3.77	
30	2	4	GOETTSCHE Max	FMC	◆ 2007	0.71	25.39	53.05 27.66	3.88	
31	2	3	DESTANG Antoine	BSS	◆ 2008	0.59	26.06	53.42 27.36	4.25	
32	1	2	MELNYCHUK David	SYS	◆ 2007	0.64	25.59	53.54 27.95	4.37	
33	3	8	MITCHELL Stefano	MVN	1999	0.72	25.31	53.63 28.32	4.46	
34	1	3	DORVILLE Tristan	BSS	◆ 2007	0.68	25.77	54.18 28.41	5.01	
	1	4	HILL Xavier	UN-CO	2004			DNS		
	2	1	KOHL Rayburn	MYST	◆ 2007			DNS		
	2	7	THOMAS Nathaniel	UN-IN	2004			DNS		

Legend:

=	Equal rank	◆	Junior swimmer	A	Qualified for final A	AR	American Record
B	Qualified for final B	C	Qualified for final C	DNS	Did Not Start	R	Reserve
R.T.	Reaction Time	US	US Open Record	WJ	World Junior Record	WR	World Record

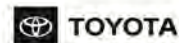
Official Timekeeping by Omega



FLUIDRA



OneAmerica
Financial





2025 TYR Pro Swim Series

Westmont, IL

March 5 - 8



Event 5

6 MAR 2025 - 9:26 AM

Women's 100m Breaststroke

Heats

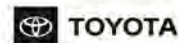
Results Summary

Event Number 5

	Record	Split	Name	NAT Code	Location	Date
WR	1:04.13	29.80	KING Lillia C	USA	Budapest (HUN)	25 JUL 2017
AR	1:04.13	29.80	KING Lilly	USA	Budapest (HUN)	25 JUL 2017
US	1:04.45	29.80	HARDY Jessica	USA	Federal Way, WA (USA)	7 AUG 2009
WJ	1:04.35	29.97	MEILUTYTE Ruta	LTU	Barcelona (ESP)	29 JUL 2013

Rank	Heat	Lane	Name	Club Code	Year of Birth	R.T.	50m	Time	Time Behind
1	2	4	DOUGLASS Kate	NYAC	2001	0.74	31.82	1:07.13 35.31	A
2	1	4	ELENDT Anna	TXLA	2001	0.72	32.28	1:07.85 35.57	0.72 A
3	3	4	KING Lilly	ISC	1997	0.68	31.65	1:07.90 36.25	0.77 A
4	3	5	ANGUS Sophie	CAN	1999	0.69	31.94	1:08.34 36.40	1.21 A
5	1	5	BOTTAZZO Anita	FLOR	2003	0.70	32.89	1:08.64 35.75	1.51 A
6	2	5	CEBALLOS Macarena	ARG	1995	0.73	32.22	1:08.94 36.72	1.81 A
7	2	3	ASSIS Gabriele	FRJ	◆ 2009	0.64	33.80	1:10.75 36.95	3.62 A
8	3	3	ODGERS Isabelle	NOVA	2000	0.75	33.80	1:10.86 37.06	3.73 A
9	1	3	MORETH Maddie	VSC	◆ 2008	0.61	32.75	1:11.22 38.47	4.09 B
10	3	6	HOWARD Cecilia	BC	◆ 2007	0.70	33.81	1:11.56 37.75	4.43 B
11	3	7	BENNETT Taylor	PLS	◆ 2010	0.79	35.01	1:13.24 38.23	6.11 B
12	2	6	PARSON Lucy	USSD	◆ 2009	0.89	34.61	1:13.43 38.82	6.30 B
13	1	2	EL BARODI Imane	GTCH	2001	0.66	34.05	1:13.77 39.72	6.64 B
14	3	2	GRIFFIS Erin	UN-PC	◆ 2009	0.76	34.74	1:14.30 39.56	7.17 B
15	3	8	SANDOR Nelli	PAC	◆ 2008	0.75	34.69	1:15.03 40.34	7.90 B
16	2	7	JABLONSKI Lauren	FMC	2006	0.73	35.28	1:15.13 39.85	8.00 B
17	1	6	BLANCHARD Kamila	TQ	◆ 2007	0.72	35.35	1:15.18 39.83	8.05 C
18	2	2	KING Madi	LFSC	◆ 2010	0.69	35.30	1:15.22 39.92	8.09 C
19	2	8	VILEIKIS Amanda	FMC	◆ 2007	0.78	35.52	1:15.51 39.99	8.38 C
20	2	1	DAVIS Meagan	UN-GA	2006	0.74	34.87	1:15.88 41.01	8.75 C
21	1	7	TAYLOR Vivian	MVN	◆ 2009	0.68	35.65	1:15.89 40.24	8.76 C
22	3	1	ZINIS Kamile	FMC	2006	0.76	35.23	1:17.91 42.68	10.78 C
	1	1	MOORE Olivia	RISE	◆ 2007			DNS	

Official Timekeeping by Omega





2025 TYR Pro Swim Series

Westmont, IL

March 5 - 8



Event 5

6 MAR 2025 - 9:26 AM

Women's 100m Breaststroke

Heats

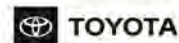
Results Summary

Event Number 5

Rank	Heat	Lane	Name	Club Code	Year of Birth	R.T.	50m	Time	Time Behind
------	------	------	------	-----------	---------------	------	-----	------	-------------

Legend:									
♦	Junior swimmer	A	Qualified for final A	AR	American Record	B	Qualified for final B		
C	Qualified for final C	DNS	Did Not Start	R.T.	Reaction Time	US	US Open Record		
WJ	World Junior Record	WR	World Record						

Official Timekeeping by Omega





2025 TYR Pro Swim Series

Westmont, IL

March 5 - 8



Event 6

6 MAR 2025 - 9:33 AM

Men's 100m Breaststroke

Heats

Results Summary

Event Number 6

	Record	Split	Name	NAT Code	Location	Date
WR	56.88	26.63	PEATY Adam	GBR	Gwangju (KOR)	21 JUL 2019
AR	58.14	26.83	ANDREW Michael	USA	Omaha (USA)	13 JUN 2021
US	58.14	26.83	ANDREW Michael	USA	Omaha, NE (USA)	13 JUN 2021
WJ	59.01	27.48	MARTINENGI Nicolo	ITA	Indianapolis (USA)	23 AUG 2017

Rank	Heat	Lane	Name	Club Code	Year of Birth	R.T.	50m	Time	Time Behind
1	3	4	ANDREW Michael	SUN	1999	0.70	28.39	1:00.65 32.26	A
2	3	5	CLASEN Garrett	FMC	2000	0.70	28.86	1:01.78 32.92	1.13 A
3	2	4	POUCH Aj	PRVT	2000	0.67	29.00	1:02.32 33.32	1.67 A
4	1	5	HESS Apollo	CAN	2002	0.68	29.08	1:02.46 33.38	1.81 A
5	1	4	RODRIGUES Joao	GTCH	2002	0.67	29.56	1:02.56 33.00	1.91 A
6	2	5	HOULIE Michael	TNAQ	2000	0.63	27.51	1:02.69 35.18	2.04 A
7	1	8	NICOLA RHO Dante	MCK	2004	0.74	29.45	1:02.72 33.27	2.07 A
8	2	3	ZIVANOVIC Uros	GTCH	2005	0.62	28.88	1:03.13 34.25	2.48 A
9	2	6	LANDRY Alexanrdre	SLSC	2003	0.72	29.42	1:03.32 33.90	2.67 B
10	3	3	CHEN Jerry	PEAQ	2000	0.67	29.76	1:03.38 33.62	2.73 B
11	3	2	VATEV Matt	HOSC	◆ 2007	0.68	29.71	1:03.51 33.80	2.86 B
12	1	6	LAM Keian	FOX	2006	0.65	29.74	1:03.63 33.89	2.98 B
13	2	2	LEE Jonah	VSC	2006	0.49	29.77	1:03.64 33.87	2.99 B
14	1	7	YOUNG Lucas	BSS	◆ 2007	0.68	30.43	1:04.06 33.63	3.41 B
15	2	8	MEURER Braden	FOX	◆ 2009	0.64	30.39	1:04.38 33.99	3.73 B
16	1	2	WHEELER William	UN-IN	2005	0.63	29.83	1:04.51 34.68	3.86 B
17	2	7	WANG Charles	PASA	◆ 2008	0.68	30.53	1:04.73 34.20	4.08 C
18	2	1	JOOS Louis	BSS	◆ 2007	0.62	30.42	1:04.90 34.48	4.25 C
19	1	3	MARTIN Giulian	CANE	2006	0.65	30.08	1:05.41 35.33	4.76 C
20	1	1	MACDONALD Angus	UN-IN	2005	0.83	30.98	1:05.45 34.47	4.80 C
21	3	7	CHIAM Cohen	BSS	2006	0.60	31.45	1:05.70 34.25	5.05 C
22	3	1	ZAMIR Eldad	BSS	2006	0.67	30.93	1:06.95 36.02	6.30 C
23	3	8	THOMPSON Mark-Anthony	UN-FG	2002	0.73	31.52	1:08.54 37.02	7.89 C
	3	6	WHITTAKER Ray	PUR-IN	2004			DNS	

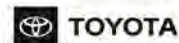
Official Timekeeping by Omega



FLUIDRA



OneAmerica Financial





2025 TYR Pro Swim Series

Westmont, IL

March 5 - 8



Event 6

6 MAR 2025 - 9:33 AM

Men's 100m Breaststroke

Heats

Results Summary

Event Number 6

Rank	Heat	Lane	Name	Club Code	Year of Birth	R.T.	50m	Time	Time Behind
------	------	------	------	-----------	---------------	------	-----	------	-------------

Legend:

♦	Junior swimmer	A	Qualified for final A	AR	American Record	B	Qualified for final B
C	Qualified for final C	DNS	Did Not Start	R.T.	Reaction Time	US	US Open Record
WJ	World Junior Record	WR	World Record				

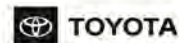
Official Timekeeping by Omega



FLUIDRA



OneAmerica Financial





2025 TYR Pro Swim Series

Westmont, IL

March 5 - 8



Event 7

6 MAR 2025 - 9:48 AM

Women's 50m Backstroke

Heats

Results Summary

Event Number 7

	Record	Name	NAT Code	Location	Date
WR	26.86	McKEOWN Kaylee	AUS	Budapest (HUN)	20 OCT 2023
AR	27.10	SMITH Regan	TXLA	Fukuoka (JPN)	26 JUL 2023
US	27.12	BERKOFF Katharine	USA	Greensboro, NC (USA)	28 APR 2022
WJ	27.49	ATHERTON Minna	AUS	Brisbane (AUS)	7 FEB 2016

Rank	Heat	Lane	Name	Club Code	Year of Birth	R.T.	Time	Time Behind
1	3	4	MASSE Kylie	CAN	1996	0.59	27.48	A
2	4	4	BERKOFF Katharine	WOLFNC	2001	0.59	27.68	0.20 A
3	5	4	SMITH Regan	TXLA	2002	0.57	27.97	0.49 A
4	4	5	WHITE Rhyan	WOLFNC	2000	0.63	28.01	0.53 A
5	5	5	WILM Ingrid	CAN	1998	0.65	28.29	0.81 A
6	4	1	O'DELL Teagan	MVN	2006	0.64	28.72	1.24 A
7	3	5	ERISMAN Rylee	LAKR	♦2009	0.73	28.75	1.27 A
8	5	6	LAVIGUEUR Brynn	SYS	♦2007	0.69	28.91	1.43 A
=9	3	3	BERRINO Andrea	ARG	1994	0.58	28.99	1.51 B
=9	3	7	STANISAVLJEVIC Nina	GTCH	2004	0.65	28.99	1.51 B
11	4	3	MURDOCK Justine	UN-IL	2003	0.60	29.30	1.82 B
12	4	6	RODGERS Sienna	UCSC	♦2007	0.60	29.32	1.84 B
13	5	3	KRYGER Madison	CAN	♦2008	0.62	29.39	1.91 B
14	3	2	ERLENDSDOTTIR Elisabeth	GTCH	2005	0.67	29.98	2.50 B
15	2	6	CONKLIN Claire	RISE	♦2007	0.65	29.99	2.51 B
16	5	2	SOTOMAYOR Alexia	SAS	2006	0.53	30.04	2.56 B
17	3	6	SANSORES de la FUENT A.	UN-NT	2000	0.70	30.23	2.75 C
18	4	2	AQUINO Gracyn	MVN	♦2007	0.68	30.26	2.78 C
19	3	1	SOREL Martine	TQ	2005	0.57	30.29	2.81 C
20	2	4	HEIZER Abigail	SPAC	2006	0.61	30.59	3.11 C
21	5	7	McCOY Taylor	COUG	1999	0.60	30.67	3.19 C
22	2	5	GIGOVIC Matea	CAN	♦2008	0.56	30.68	3.20 C
23	4	8	KRISTMANNSDOTTIR Ylfa	SA	♦2008	0.58	30.73	3.25 C
24	5	8	ROBITAILLE Florence	TQ	♦2008	0.71	30.81	3.33 C
25	4	7	WANG Ariel	WSU	2004	0.58	30.95	3.47 R
26	2	2	GRIFFIS Erin	UN-PC	♦2009	0.71	31.10	3.62 R
27	2	3	CHRISTENSEN Nicole	MVN	♦2007	0.63	31.36	3.88
28	3	8	DETTER Ella	UN-PC	2006	0.62	31.48	4.00
29	5	1	KING Pilar	UN-GA	♦2008	0.70	31.59	4.11
30	2	7	MULVIHILL Evelyn	RISE	♦2007	0.66	31.87	4.39
31	1	6	BARBER Lilia	RISE	♦2009	0.73	32.38	4.90
32	1	5	DAVIS Meagan	UN-GA	2006	0.65	32.58	5.10
33	1	4	STINSON Chloe	MVN	2006	0.68	32.87	5.39
34	1	3	TAYLOR Vivian	MVN	♦2009	0.62	34.24	6.76
35	2	1	KING Madi	LFSC	♦2010	0.74	34.25	6.77
	1	2	MOORE Olivia	RISE	♦2007		DNS	
	2	8	CUMMINS Sammy	MVN	2006		DNS	

Legend:

=	Equal rank	♦	Junior swimmer	A	Qualified for final A	AR	American Record
B	Qualified for final B	C	Qualified for final C	DNS	Did Not Start	R	Reserve
R.T.	Reaction Time	US	US Open Record	WJ	World Junior Record	WR	World Record

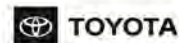
Official Timekeeping by Omega



FLUIDRA



OneAmerica Financial





2025 TYR Pro Swim Series

Westmont, IL

March 5 - 8



Event 8

6 MAR 2025 - 9:56 AM

Men's 50m Backstroke

Heats

Results Summary

Event Number 8

	Record	Name	NAT Code	Location	Date
WR	23.55	KOLESNIKOV Kliment	RUS	Kazan (RUS)	27 JUL 2023
AR	23.71	ARMSTRONG Hunter	USA	Greensboro (USA)	28 APR 2022
US	23.71	ARMSTRONG Hunter	USA	Greensboro, NC (USA)	28 APR 2022
WJ	24.00	KOLESNIKOV Kliment	RUS	Glasgow (GBR)	4 AUG 2018

Rank	Heat	Lane	Name	Club Code	Year of Birth	R.T.	Time	Time Behind
1	2	4	CASAS Shaine	TXLA	1999	0.54	24.93	A
2	1	4	JANTON Tommy	UN-IN	2004	0.54	25.01	0.08 A
3	3	5	DOLAN Jack	SUN	2000	0.63	25.51	0.58 A
4	2	5	ANDREW Michael	SUN	1999	0.62	25.55	0.62 A
5	1	3	KOSIAN Yurii	UN-IN	2002	0.58	25.89	0.96 A
6	3	6	WINKLER Finn	FASTIN	2004	0.58	26.17	1.24 A
7	2	3	GROTTERS Patrick	MVN	1999	0.60	26.29	1.36 A
8	3	3	PRATT Cole	CAN	2002	0.64	26.33	1.40 A
9	1	5	MORALES Yeziel	MVN	1996	0.55	26.47	1.54 B
10	1	6	LEVINE Aidan	TBAY	♦2007	0.60	26.56	1.63 B
11	2	2	POPOVIC Ljubomir	UN-IL	2004	0.98	26.78	1.85 B
12	2	6	MELNYCHUK David	SYS	♦2007	0.60	26.95	2.02 B
13	2	7	McINTOSH Luke	TBAY	♦2009	0.57	27.27	2.34 B
14	1	7	COX Carter	KING	♦2007	0.58	27.63	2.70 B
15	3	1	PIETSCH Matt	UN-WY	2004	0.61	27.71	2.78 B
16	3	7	GOETTSCH Max	FMC	♦2007	0.60	27.93	3.00 B
17	2	1	BARTSCH Peyton	UN-ND	2004	0.66	28.12	3.19 C
18	1	1	LIU Lou	EVO	2004	0.65	28.14	3.21 C
19	1	2	PAREJA Pablo	FMC	♦2007	0.62	28.21	3.28 C
20	3	8	METZGAR Samuel	KING	♦2008	0.62	28.29	3.36 C
	3	2	KOHL Rayburn	MYST	♦2007		DNS	
	3	4	ARMSTRONG Hunter	NYAC	2001		DNS	

Legend:

♦	Junior swimmer	A	Qualified for final A	AR	American Record	B	Qualified for final B
C	Qualified for final C	DNS	Did Not Start	R.T.	Reaction Time	US	US Open Record
WJ	World Junior Record	WR	World Record				

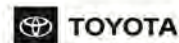
Official Timekeeping by Omega



FLUIDRA



OneAmerica Financial





2025 TYR Pro Swim Series

Westmont, IL

March 5 - 8



Event 9

6 MAR 2025 - 10:10 AM

Women's 200m Butterfly

Heats

Results Summary

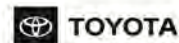
Event Number 9

	Record	Splits			Name	NAT Code	Location	Date
WR	2:01.81				LIU Zige	CHN	Ji Nan (CHN)	21 OCT 2009
AR	2:03.84	27.60	59.36	1:31.50	SMITH Regan	USA	Paris (FRA)	8 JAN 2024
US	2:03.87	27.76	1:00.25	1:31.94	SMITH Regan	USA	Fort Lauderdale, FL (USA)	4 JUN 2023
WJ	2:03.03	27.38	58.97	1:30.70	McINTOSH Summer	CAN	Paris (FRA)	1 AUG 2024

Rank	Heat	Lane	Name	Club Code	Year of Birth	R.T.	50m	100m	150m	Time	Time Behind
1	3	4	McINTOSH Summer	SYS	2006	0.76	27.92	1:00.25	1:33.18	2:06.40	A
								32.33	32.93	33.22	
2	2	4	SMITH Regan	TXLA	2002	0.71	28.92	1:02.31	1:36.28	2:10.56	4.16 A
								33.39	33.97	34.28	
3	1	4	KLINKER Rachel	CAL	2000	0.70	29.91	1:03.03	1:36.78	2:12.09	5.69 A
								33.12	33.75	35.31	
4	2	5	ZHANG Kelsey	UN-PC	◆ 2007	0.64	29.87	1:03.67	1:38.36	2:13.57	7.17 A
								33.80	34.69	35.21	
5	3	7	HETLAND Maya	PASA	◆ 2008	0.72	29.86	1:04.01	1:39.20	2:15.83	9.43 A
								34.15	35.19	36.63	
6	3	5	MULLINS Lainey	IA	2005	0.81	30.61	1:04.91	1:40.18	2:16.34	9.94 A
								34.30	35.27	36.16	
7	2	6	DETTER Ella	UN-PC	2006	0.69	30.85	1:05.37	1:41.00	2:16.83	10.43 A
								34.52	35.63	35.83	
8	1	5	JACKL Vivien	HUN	◆ 2008	0.76	30.45	1:05.08	1:41.45	2:17.58	11.18 A
								34.63	36.37	36.13	
9	2	2	FOREBAUGH Lindsay	FMC	◆ 2008	0.74	31.05	1:06.32	1:42.21	2:18.75	12.35 B
								35.27	35.89	36.54	
10	1	3	ARNALL Ines	WEST	◆ 2008	0.78	30.61	1:06.45	1:43.68	2:21.29	14.89 B
								35.84	37.23	37.61	
11	2	7	HUTCHINSON Rylee	PLS	◆ 2008	0.68	30.80	1:05.75	1:43.31	2:21.53	15.13 B
								34.95	37.56	38.22	
12	1	6	ARNALL Alba	WEST	◆ 2008	0.74	31.34	1:07.11	1:44.46	2:21.57	15.17 B
								35.77	37.35	37.11	
13	3	6	BLEAKNEY Lila	NU	2006	0.78	30.89	1:06.80	1:45.72	2:25.78	19.38 B
								35.91	38.92	40.06	
	1	2	WHITE Rhyan	WOLFNC	2000					DNS	
	2	3	MINTENKO Madi	PPA	◆ 2007					DNS	
	3	2	CUMMINS Sammy	MVN	2006					DNS	
	3	3	CRONK Carli	UN-IN	2006					DNS	

Legend:							
◆	Junior swimmer	A	Qualified for final A	AR	American Record	B	Qualified for final B
DNS	Did Not Start	R.T.	Reaction Time	US	US Open Record	WJ	World Junior Record
WR	World Record						

Official Timekeeping by Omega





2025 TYR Pro Swim Series

Westmont, IL

March 5 - 8



Event 10

6 MAR 2025 - 10:20 AM

Men's 200m Butterfly

Heats

Results Summary

Event Number 10

	Record	Splits	Name	NAT Code	Location	Date
WR	1:50.34	24.19 51.89 1:20.51	MILAK Kristof	HUN	Budapest (HUN)	21 JUN 2022
AR	1:51.51	24.76 52.88 1:21.93	PHELPS Michael	USA	Rome (ITA)	29 JUL 2009
US	1:52.20	25.47 53.75 1:23.04	PHELPS Michael	USA	Omaha, NE (USA)	2 JUL 2008
WJ	1:53.79	24.69 53.24 1:22.71	MILAK Kristof	HUN	Netanya (ISR)	30 JUN 2017

Rank	Heat	Lane	Name	Club Code	Year of Birth	R.T.	50m	100m	150m	Time	Time Behind
1	3	4	JULIAN Trenton	MVN	1998	0.69	26.22	56.38	1:27.10	1:58.73	A
								30.16	30.72	31.63	
2	3	5	BRANON Patrick	UN-IN	2005	0.68	26.37	56.57	1:27.64	1:58.93	0.20 A
								30.20	31.07	31.29	
3	1	5	JOENTVEDT Jon	NST	2003	0.73	26.78	57.09	1:28.04	1:59.97	1.24 A
								30.31	30.95	31.93	
4	2	4	DAHLGREN Jack	AQJT	2000	0.65	26.46	56.73	1:27.67	2:00.34	1.61 A
								30.27	30.94	32.67	
5	1	4	MORALES Yeziel	MVN	1996	0.63	26.84	58.00	1:29.82	2:02.77	4.04 A
								31.16	31.82	32.95	
6	3	3	BARDAK Tyler	FOX	2006	0.65	27.71	59.99	1:31.84	2:04.36	5.63 A
								32.28	31.85	32.52	
7	2	3	KIM Laon	UCSC	♦ 2008	0.70	27.83	59.55	1:31.78	2:04.62	5.89 A
								31.72	32.23	32.84	
8	1	6	MAYR Charlie	UN-IN	2006	0.69	27.88	59.62	1:32.18	2:04.83	6.10 A
								31.74	32.56	32.65	
9	1	2	HEISIG Charlie	UN-IN	2005	0.57	27.25	58.74	1:31.34	2:05.13	6.40 B
								31.49	32.60	33.79	
10	3	2	DIAZ Manuel	MVN	2006	0.66	27.52	1:00.10	1:32.48	2:05.53	6.80 B
								32.58	32.38	33.05	
11	2	6	DREYER Tuja	UCSC	♦ 2007	0.73	27.74	59.52	1:32.41	2:05.70	6.97 B
								31.78	32.89	33.29	
12	2	2	SOBENES Nicolas	DM	2005	0.62	27.95	59.90	1:32.50	2:06.30	7.57 B
								31.95	32.60	33.80	
13	1	3	VOICU Sebastien	TQ	2004	0.71	26.88	58.65	1:31.78	2:06.75	8.02 B
								31.77	33.13	34.97	
14	3	6	PARISE Zachary	TQ	2006	0.75	27.43	58.50	1:31.51	2:07.89	9.16 B
								31.07	33.01	36.38	
15	2	7	CARLISLE Caleb	UN-WI	2005	0.70	26.85	59.67	1:33.24	2:08.33	9.60 B
								32.82	33.57	35.09	
16	1	7	YEO Aiden	PLS	♦ 2009	0.68	27.93	1:00.25	1:34.68	2:10.30	11.57 B
								32.32	34.43	35.62	
	2	5	HOUSE Grant	SUN	1998					DNS	
	3	7	DESTANG Antoine	BSS	♦ 2008					DNS	

Legend:							
♦	Junior swimmer	A	Qualified for final A	AR	American Record	B	Qualified for final B
DNS	Did Not Start	R.T.	Reaction Time	US	US Open Record	WJ	World Junior Record
WR	World Record						

Official Timekeeping by Omega





2025 TYR Pro Swim Series

Westmont, IL

March 5 - 8



Event 11

6 MAR 2025 - 10:38 AM

Women's 400m Freestyle

Heats

Results Summary

Event Number 11

	Record	Splits		Name	NAT Code	Location	Date	
WR	3:55.38	56.92	1:56.94	2:56.90	TITMUS Ariarne	AUS	Fukuoka (JPN)	23 JUL 2023
AR	3:56.46	57.05	1:57.11	2:57.62	LEDECKY Katie	USA	Rio de Janeiro (BRA)	7 AUG 2016
US	3:57.94	57.07	1:57.70	2:58.15	LEDECKY Katie	USA	Indianapolis, IN (USA)	17 MAY 2018
WJ	3:56.08	56.46	1:55.91	2:55.84	McINTOSH Summer	CAN	Toronto (CAN)	28 MAR 2023

Rank	Heat	Lane	Name	Club Code	Year of Birth	R.T.	Time	Time Behind					
1	3	5	MINTENKO Madi	PPA	◆ 2007	0.78	4:13.38	A					
	50m 28.68	100m	1:00.22	150m	1:32.23	200m	2:04.68	250m	2:36.92	300m	3:09.83	350m	3:42.05
			31.54		32.01		32.45		32.24		32.91		32.22
													31.33
2	3	4	COSTA Maria Fernanda	BRA	2002	0.72	4:13.54	0.16 A					
	50m 29.34	100m	1:00.96	150m	1:33.06	200m	2:05.65	250m	2:37.88	300m	3:10.46	350m	3:42.26
			31.62		32.10		32.59		32.23		32.58		31.80
													31.28
3	2	4	RONCATTO GONCALVES G.	BRA	1998	0.74	4:15.03	1.65 A					
	50m 29.72	100m	1:01.88	150m	1:34.37	200m	2:06.88	250m	2:39.11	300m	3:11.64	350m	3:43.67
			32.16		32.49		32.51		32.23		32.53		32.03
													31.36
4	2	5	HARVEY Mary-Sophie	TQ	1999	0.74	4:15.64	2.26 A					
	50m 29.74	100m	1:02.84	150m	1:35.84	200m	2:09.15	250m	2:41.28	300m	3:13.68	350m	3:44.75
			33.10		33.00		33.31		32.13		32.40		31.07
													30.89
5	3	6	HEITMANN Maria Paula	SESC	1999	0.74	4:17.77	4.39 A					
	50m 30.57	100m	1:02.94	150m	1:35.84	200m	2:08.89	250m	2:41.74	300m	3:14.08	350m	3:46.36
			32.37		32.90		33.05		32.85		32.34		32.28
													31.41
6	2	3	JACKL Vivien	HUN	◆ 2008	0.73	4:19.19	5.81 A					
	50m 29.56	100m	1:01.65	150m	1:34.28	200m	2:07.42	250m	2:40.96	300m	3:14.44	350m	3:47.26
			32.09		32.63		33.14		33.54		33.48		32.82
													31.93
7	1	7	PLOEGER Marian	MICH	2006	0.77	4:19.58	6.20 A					
	50m 30.38	100m	1:02.93	150m	1:35.95	200m	2:08.65	250m	2:41.66	300m	3:14.61	350m	3:47.80
			32.55		33.02		32.70		33.01		32.95		33.19
													31.78
8	2	2	DUNFORD Abby	SYS	2006	0.73	4:20.60	7.22 A					
	50m 29.71	100m	1:02.19	150m	1:35.10	200m	2:08.11	250m	2:41.17	300m	3:14.53	350m	3:47.91
			32.48		32.91		33.01		33.06		33.36		33.38
													32.69
9	3	3	DIZOTTI Beatriz Pimentel	BRA	2000	0.71	4:20.63	7.25 B					
	50m 30.45	100m	1:02.77	150m	1:35.53	200m	2:08.68	250m	2:41.73	300m	3:15.20	350m	3:47.90
			32.32		32.76		33.15		33.05		33.47		32.70
													32.73
10	2	6	KRITZINGER Tiana	AUS	2005	0.75	4:20.98	7.60 B					
	50m 30.36	100m	1:02.69	150m	1:35.26	200m	2:08.48	250m	2:41.98	300m	3:15.30	350m	3:48.71
			32.33		32.57		33.22		33.50		33.32		33.41
													32.27
11	3	7	CLARK Maxine	UCSC	◆ 2008	0.72	4:23.42	10.04 B					
	50m 30.40	100m	1:03.80	150m	1:37.64	200m	2:11.23	250m	2:44.74	300m	3:18.36	350m	3:51.57
			33.40		33.84		33.59		33.51		33.62		33.21
													31.85
12	3	8	ALEGI Grace	SYS	◆ 2009	0.83	4:23.59	10.21 B					
	50m 30.98	100m	1:03.84	150m	1:37.15	200m	2:10.33	250m	2:44.13	300m	3:17.75	350m	3:51.48
			32.86		33.31		33.18		33.80		33.62		33.73
													32.11
13	3	1	BENNETT Brooke	PLS	◆ 2008	0.75	4:23.63	10.25 B					
	50m 29.83	100m	1:02.55	150m	1:35.74	200m	2:09.44	250m	2:42.76	300m	3:16.91	350m	3:50.52
			32.72		33.19		33.70		33.32		34.15		33.61
													33.11
14	3	2	MULLINS Lainey	IA	2005	0.83	4:24.00	10.62 B					
	50m 30.86	100m	1:03.80	150m	1:36.89	200m	2:10.44	250m	2:43.67	300m	3:17.60	350m	3:51.08
			32.94		33.09		33.55		33.23		33.93		33.48
													32.92
15	1	2	KELLY Allison	BSS	◆ 2009	0.75	4:27.31	13.93 B					
	50m 29.97	100m	1:02.40	150m	1:36.40	200m	2:10.81	250m	2:45.10	300m	3:19.55	350m	3:54.10
			32.43		34.00		34.41		34.29		34.45		34.55
													33.21
16	1	6	STOUTE Heidi	BSS	◆ 2009	0.75	4:28.48	15.10 B					
	50m 30.79	100m	1:03.94	150m	1:37.64	200m	2:11.22	250m	2:45.50	300m	3:19.78	350m	3:54.43
			33.15		33.70		33.58		34.28		34.28		34.65
													34.05
17	2	7	GUTIERREZ Luci	WEST	◆ 2007	0.68	4:30.22	16.84 C					
	50m 31.42	100m	1:04.12	150m	1:37.51	200m	2:11.36	250m	2:46.46	300m	3:21.87	350m	3:56.98
			32.70		33.39		33.85		35.10		35.41		35.11
													33.24

Official Timekeeping by Omega





2025 TYR Pro Swim Series

Westmont, IL

March 5 - 8



Event 11

6 MAR 2025 - 10:38 AM

Women's 400m Freestyle

Heats

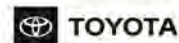
Results Summary

Event Number 11

Rank	Heat	Lane	Name	Club Code	Year of Birth	R.T.	Time	Time Behind
18	2	8	MILBAUM Lolly	SYS	◆ 2007	0.71	4:30.63	17.25 C
	50m 30.71	100m 1:04.00	150m 1:37.98	200m 2:12.12	250m 2:46.59	300m 3:21.41	350m 3:56.72	
		33.29	33.98	34.14	34.47	34.82	35.31	33.91
19	1	5	HUTCHINSON Rylee	PLS	◆ 2008	0.69	4:30.92	17.54 C
	50m 30.86	100m 1:04.66	150m 1:38.38	200m 2:12.91	250m 2:46.94	300m 3:22.05	350m 3:57.01	
		33.80	33.72	34.53	34.03	35.11	34.96	33.91
20	2	1	BLANCHARD Kamila	TQ	◆ 2007	0.71	4:33.09	19.71 C
	50m 30.56	100m 1:04.37	150m 1:38.43	200m 2:13.86	250m 2:48.76	300m 3:23.88	350m 3:58.88	
		33.81	34.06	35.43	34.90	35.12	35.00	34.21
21	1	3	HOUSTON Ella	FMC	◆ 2007	0.70	4:34.22	20.84 C
	50m 30.33	100m 1:03.35	150m 1:37.61	200m 2:12.59	250m 2:47.95	300m 3:23.80	350m 3:59.56	
		33.02	34.26	34.98	35.36	35.85	35.76	34.66
22	1	4	PIATERA MERCIER Delphine	TQ	◆ 2008	0.74	4:37.65	24.27 C
	50m 30.79	100m 1:04.65	150m 1:39.85	200m 2:15.18	250m 2:50.79	300m 3:26.76	350m 4:02.53	
		33.86	35.20	35.33	35.61	35.97	35.77	35.12

◆ Junior swimmer	A Qualified for final A	AR American Record	B Qualified for final B
C Qualified for final C	R.T. Reaction Time	US US Open Record	WJ World Junior Record
WR World Record			

Official Timekeeping by Omega





2025 TYR Pro Swim Series

Westmont, IL

March 5 - 8



Event 12

6 MAR 2025 - 10:55 AM

Men's 400m Freestyle

Heats

Results Summary

Event Number 12

	Record	Splits	Name	NAT Code	Location	Date
WR	3:40.07	54.42 1:51.02 2:47.17	BIEDERMANN Paul	GER	Rome (ITA)	26 JUL 2009
AR	3:42.78	54.86 1:51.91 2:48.07	JENSEN Larsen	USA	Beijing (CHN)	10 AUG 2008
US	3:43.53	54.67 1:51.14 2:47.52	JENSEN Larsen	USA	Omaha, NE (USA)	29 JUN 2008
WJ	3:44.31	54.31 1:51.00 2:47.91	MITSIN Petar	BUL	Belgrade (SRB)	9 JUL 2023

Rank	Heat	Lane	Name	Club Code	Year of Birth	R.T.	Time	Time Behind
1	4	4	SHORT Samuel	AUS	2003	0.66	3:47.01	A
	50m 25.90	100m 53.97	150m 1:22.02	200m 1:50.58	250m 2:19.33	300m 2:48.41	350m 3:17.71	
		28.07	28.05	28.56	28.75	29.08	29.30	
2	3	4	COSTA Guilherme	SESC	1998	0.69	3:49.78	2.77 A
	50m 26.03	100m 54.52	150m 1:23.09	200m 1:52.10	250m 2:21.73	300m 2:52.00	350m 3:21.50	
		28.49	28.57	29.01	29.63	30.27	29.50	28.28
3	3	3	FOSTER Carson	RAYS	2001	0.64	3:50.19	3.18 A
	50m 26.12	100m 54.88	150m 1:23.67	200m 1:53.03	250m 2:22.24	300m 2:51.86	350m 3:21.59	
		28.76	28.79	29.36	29.21	29.62	29.73	28.60
4	3	6	MIJATOVIC Luka	PLS	◆ 2009	0.72	3:50.22	3.21 A
	50m 26.48	100m 54.75	150m 1:23.82	200m 1:53.11	250m 2:22.64	300m 2:52.40	350m 3:21.99	
		28.27	29.07	29.29	29.53	29.76	29.59	28.23
5	4	6	SIBIRTSEV Iliia	UZB	2001	0.63	3:51.93	4.92 A
	50m 27.25	100m 56.12	150m 1:25.24	200m 1:54.50	250m 2:23.73	300m 2:53.06	350m 3:22.62	
		28.87	29.12	29.26	29.23	29.33	29.56	29.31
6	4	3	de FREITAS STEVERINK S.	FRJ	2004	0.65	3:52.17	5.16 A
	50m 26.08	100m 54.86	150m 1:24.05	200m 1:53.74	250m 2:23.61	300m 2:53.42	350m 3:22.96	
		28.78	29.19	29.69	29.87	29.81	29.54	29.21
7	4	7	ERISMAN Ryan	LAKR	2006	0.76	3:52.20	5.19 A
	50m 27.03	100m 55.66	150m 1:24.98	200m 1:54.35	250m 2:23.71	300m 2:53.30	350m 3:23.28	
		28.63	29.32	29.37	29.36	29.59	29.98	28.92
8	3	2	HAMMER Aiden	KING	◆ 2007	0.74	3:53.59	6.58 A
	50m 26.81	100m 55.57	150m 1:25.07	200m 1:54.78	250m 2:24.24	300m 2:54.08	350m 3:23.74	
		28.76	29.50	29.71	29.46	29.84	29.66	29.85
9	4	5	SHACKELL Aaron	CSC-IN	2004	0.67	3:55.13	8.12 B
	50m 26.36	100m 55.19	150m 1:24.59	200m 1:54.16	250m 2:23.87	300m 2:54.17	350m 3:24.80	
		28.83	29.40	29.57	29.71	30.30	30.63	30.33
10	3	1	ATKINSON Sean	UN-IN	2006	0.67	3:55.66	8.65 B
	50m 26.84	100m 56.02	150m 1:25.41	200m 1:55.75	250m 2:25.67	300m 2:56.22	350m 3:26.09	
		29.18	29.39	30.34	29.92	30.55	29.87	29.57
11	4	2	ENYEART Alec	TST-MV	2004	0.55	3:57.64	10.63 B
	50m 27.51	100m 57.25	150m 1:27.08	200m 1:57.20	250m 2:27.23	300m 2:57.62	350m 3:27.70	
		29.74	29.83	30.12	30.03	30.39	30.08	29.94
12	3	7	ESCUDEIRO Guilherme	FRJ	◆ 2007	0.66	3:59.45	12.44 B
	50m 27.09	100m 56.33	150m 1:26.58	200m 1:56.98	250m 2:27.24	300m 2:57.97	350m 3:29.29	
		29.24	30.25	30.40	30.26	30.73	31.32	30.16
13	1	6	SEGA Vitor	GTCH	2004	0.72	3:59.62	12.61 B
	50m 27.43	100m 57.36	150m 1:27.56	200m 1:57.94	250m 2:28.57	300m 2:59.03	350m 3:29.84	
		29.93	30.20	30.38	30.63	30.46	30.81	29.78
14	2	2	LYUBAVSKIY Misha	TXLA	2001	0.63	4:00.36	13.35 B
	50m 27.79	100m 57.88	150m 1:28.46	200m 1:59.16	250m 2:29.68	300m 3:00.37	350m 3:30.44	
		30.09	30.58	30.70	30.52	30.69	30.07	29.92
15	4	8	WU Tim	PLS	◆ 2008	0.72	4:00.71	13.70 B
	50m 27.49	100m 57.51	150m 1:27.87	200m 1:58.96	250m 2:30.02	300m 3:01.06	350m 3:31.49	
		30.02	30.36	31.09	31.06	31.04	30.43	29.22
16	2	1	ROMERO SERRANO Caleb	PUR-IT	◆ 2007	0.63	4:01.81	14.80 B
	50m 27.24	100m 58.02	150m 1:28.67	200m 1:59.90	250m 2:30.40	300m 3:01.68	350m 3:32.07	
		30.78	30.65	31.23	30.50	31.28	30.39	29.74
17	3	8	PAULINS Sebastian	TQ	1998	0.73	4:01.86	14.85 C
	50m 27.86	100m 57.82	150m 1:28.23	200m 1:58.96	250m 2:29.75	300m 3:00.63	350m 3:31.55	
		29.96	30.41	30.73	30.79	30.88	30.92	30.31

Official Timekeeping by Omega





2025 TYR Pro Swim Series

Westmont, IL

March 5 - 8



Event 12

6 MAR 2025 - 10:55 AM

Men's 400m Freestyle

Heats

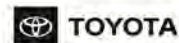
Results Summary

Event Number 12

Rank	Heat	Lane	Name	Club Code	Year of Birth	R.T.	Time	Time Behind	
18	2	3	CYNOR Quinn	UN-IL	2002	0.73	4:02.14	15.13	C
	50m 28.06	100m 58.36	150m 1:28.81	200m 1:59.69	250m 2:30.66	300m 3:01.82	350m 3:32.25		
		30.30	30.45	30.88	30.97	31.16	30.43	29.89	
19	2	4	DUFFY Edouard	TQ	2005	0.63	4:03.45	16.44	C
	50m 27.33	100m 57.18	150m 1:27.75	200m 1:58.82	250m 2:30.10	300m 3:01.50	350m 3:33.09		
		29.85	30.57	31.07	31.28	31.40	31.59	30.36	
20	2	5	SUBAGYO Nicholas	OLY	2003	0.65	4:03.47	16.46	C
	50m 27.37	100m 57.08	150m 1:27.51	200m 1:59.00	250m 2:30.55	300m 3:02.64	350m 3:33.77		
		29.71	30.43	31.49	31.55	32.09	31.13	29.70	
21	2	6	CALLAN Jack	UN-IN	2001	0.69	4:03.89	16.88	C
	50m 27.65	100m 57.44	150m 1:27.64	200m 1:58.61	250m 2:29.81	300m 3:01.30	350m 3:32.84		
		29.79	30.20	30.97	31.20	31.49	31.54	31.05	
22	1	4	MIALKOVSKYI Denys	BHA	♦ 2007	0.61	4:04.70	17.69	C
	50m 27.32	100m 57.90	150m 1:28.55	200m 1:59.61	250m 2:30.65	300m 3:02.32	350m 3:33.66		
		30.58	30.65	31.06	31.04	31.67	31.34	31.04	
23	1	3	PRIZLER Tristan	NU	2005	0.65	4:08.86	21.85	C
	50m 28.19	100m 59.11	150m 1:30.53	200m 2:02.46	250m 2:34.10	300m 3:05.84	350m 3:37.30		
		30.92	31.42	31.93	31.64	31.74	31.46	31.56	
24	1	5	SPINNER Wiley	UN-IL	2006	0.72	4:08.89	21.88	C
	50m 27.56	100m 58.33	150m 1:29.55	200m 2:01.39	250m 2:33.38	300m 3:05.70	350m 3:37.95		
		30.77	31.22	31.84	31.99	32.32	32.25	30.94	
25	2	8	TRACY Charlie	UN-IN	2006	0.75	4:11.93	24.92	R
	50m 28.31	100m 58.86	150m 1:30.54	200m 2:02.35	250m 2:34.67	300m 3:07.03	350m 3:39.98		
		30.55	31.68	31.81	32.32	32.36	32.95	31.95	
26	4	1	SOHOVICH Xavier	BSS	♦ 2007	0.66	4:12.43	25.42	R
	50m 27.91	100m 58.51	150m 1:29.79	200m 2:02.21	250m 2:34.35	300m 3:07.22	350m 3:40.31		
		30.60	31.28	32.42	32.14	32.87	33.09	32.12	
	2	7	ROUSSEAU Alexander	TAC-NC	2005		DNS		
	3	5	WHITLOCK Luke	FASTIN	2006		DNS		

Legend:	♦ Junior swimmer	A Qualified for final A	AR American Record	B Qualified for final B
C Qualified for final C	DNS Did Not Start	R Reserve	R.T. Reaction Time	
US US Open Record	WJ World Junior Record	WR World Record		

Official Timekeeping by Omega





2025 TYR Pro Swim Series

Westmont, IL

March 5 - 8



Event 13

7 MAR 2025 - 9:00 AM

Women's 200m Freestyle

Heats

Results Summary

Event Number 13

	Record	Splits	Name	NAT Code	Location	Date
WR	1:52.23	26.64 55.13 1:23.95	TITMUS Ariarne	AUS	Brisbane (AUS)	12 JUN 2024
AR	1:53.61	27.18 55.38 1:24.35	SCHMITT Allison	USA	London (GBR)	31 JUL 2012
US	1:54.13	27.13 56.08 1:25.15	McINTOSH Summer	CAN	Fort Lauderdale, FL (USA)	3 MAR 2023
WJ	1:53.65	27.03 55.82 1:24.77	McINTOSH Summer	CAN	Fukuoka (JPN)	26 JUL 2023

Rank	Heat	Lane	Name	Club Code	Year of Birth	R.T.	50m	100m	150m	Time	Time Behind
1	2	6	ERISMAN Rylee	LAKR	◆ 2009	0.74	27.53	58.04 30.51	1:28.41 30.37	1:58.86	A
2	3	4	HARVEY Mary-Sophie	TQ	1999	0.67	28.27	59.86 31.59	1:29.27 29.41	1:58.92	0.06 A
3	1	4	MANUEL Simone	TXLA	1996	0.70	27.76	58.41 30.65	1:29.20 30.79	1:59.71	0.85 A
4	3	3	IVEY Isabel	GSC-FL	2000	0.70	28.00	58.84 30.84	1:29.30 30.46	2:00.20	1.34 A
5	2	4	COSTA Maria Fernanda	BRA	2002	0.68	28.38	59.05 30.67	1:29.75 30.70	2:00.43	1.57 A
6	1	5	MINTENKO Madi	PPA	◆ 2007	0.79	28.03	58.54 30.51	1:29.49 30.95	2:00.47	1.61 A
7	2	5	RONCATTO GONCALVES G.	BRA	1998	0.71	28.52	59.31 30.79	1:30.36 31.05	2:00.56	1.70 A
8	3	5	SMITH Regan	TXLA	2002	0.67	28.22	59.40 31.18	1:30.31 30.91	2:00.89	2.03 A
9	2	3	HEITMANN Maria Paula	SESC	1999	0.70	28.56	59.43 30.87	1:30.55 31.12	2:02.23	3.37 B
10	1	8	NIKONOVA Ekaterina	UN-IL	2003	0.71	28.42	59.49 31.07	1:31.28 31.79	2:02.91	4.05 B
11	3	6	SIQUEIRA ALMEIDA Nathalia	BRA	1996	0.66	28.86	59.99 31.13	1:31.40 31.41	2:03.67	4.81 B
12	2	8	KRITZINGER Tiana	AUS	2005	0.75	29.22	1:00.33 31.11	1:32.94 32.61	2:04.63	5.77 B
13	2	2	MARIN ALEXANDRE Ines	UN-CO	2001	0.69	28.93	1:00.00 31.07	1:31.98 31.98	2:04.70	5.84 B
14	1	6	CLARK Maxine	UCSC	◆ 2008	0.78	29.09	1:00.69 31.60	1:33.09 32.40	2:05.22	6.36 B
15	1	2	OLEKSIK Penny	MVN	2000	0.69	28.71	58.41 29.70	1:28.86 30.45	2:05.28	6.42 B
16	1	3	O'DELL Teagan	MVN	2006	0.76	28.54	1:00.47 31.93	1:32.75 32.28	2:05.50	6.64 B
17	2	1	KLINKER Rachel	CAL	2000	0.73	29.48	1:00.99 31.51	1:32.95 31.96	2:05.79	6.93 C
18	2	7	LAVIGUEUR Brynn	SYS	◆ 2007	0.79	27.82	58.53 30.71	1:32.08 33.55	2:06.43	7.57 C
19	1	1	KELLY Allison	BSS	◆ 2009	0.69	28.86	1:00.73 31.87	1:33.60 32.87	2:06.56	7.70 C
20	3	8	RIPKOVA Zora	GTCH	2002	0.73	29.94	1:02.14 32.20	1:34.35 32.21	2:06.98	8.12 C
21	1	7	JACKL Vivien	HUN	◆ 2008	0.75	29.57	1:01.53 31.96	1:34.80 33.27	2:07.26	8.40 C
22	3	7	GUTIERREZ Luci	WEST	◆ 2007	0.68	30.22	1:02.65 32.43	1:36.96 34.31	2:11.56	12.70 C
	3	1	ROCHA Joice Otero	FRJ	◆ 2008					DNS	
	3	2	MULLINS Lainey	UN-IN	2005					DNS	

Official Timekeeping by Omega





2025 TYR Pro Swim Series

Westmont, IL

March 5 - 8



Event 13

7 MAR 2025 - 9:00 AM

Women's 200m Freestyle

Heats

Results Summary

Event Number 13

Rank	Heat	Lane	Name	Club Code	Year of Birth	R.T.	50m	100m	150m	Time	Time Behind
------	------	------	------	-----------	---------------	------	-----	------	------	------	-------------

Legend:

♦	Junior swimmer	A	Qualified for final A	AR	American Record	B	Qualified for final B
C	Qualified for final C	DNS	Did Not Start	R.T.	Reaction Time	US	US Open Record
WJ	World Junior Record	WR	World Record				

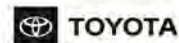
Official Timekeeping by Omega



FLUIDRA



OneAmerica Financial





2025 TYR Pro Swim Series

Westmont, IL

March 5 - 8



Event 14

7 MAR 2025 - 9:10 AM

Men's 200m Freestyle

Heats

Results Summary

Event Number 14

	Record	Splits			Name	NAT Code	Location	Date
WR	1:42.00	24.23	50.12	1:16.30	BIEDERMANN Paul	GER	Rome (ITA)	28 JUL 2009
AR	1:42.96	24.31	50.29	1:16.84	PHELPS Michael	USA	Beijing (CHN)	12 AUG 2008
US	1:44.10	24.89	51.00	1:17.81	PHELPS Michael	USA	Omaha, NE (USA)	1 JUL 2008
WJ	1:42.97	24.10	50.35	1:16.96	POPOVICI David	ROU	Rome (ITA)	15 AUG 2022

Rank	Heat	Lane	Name	Club Code	Year of Birth	R.T.	50m	100m	150m	Time	Time Behind
1	4	5	SHORT Samuel	AUS	2003	0.64	25.60	52.99	1:20.77	1:48.29	A
								27.39	27.78	27.52	
2	6	6	MIJATOVIC Luka	PLS	◆ 2009	0.76	25.63	53.33	1:21.19	1:48.73	0.44 A
								27.70	27.86	27.54	
3	5	4	COSTA Guilherme	SESC	1998	0.68	25.28	52.93	1:20.66	1:48.80	0.51 A
								27.65	27.73	28.14	
4	5	2	ERISMAN Ryan	LAKR	2006	0.71	25.29	53.41	1:21.15	1:48.92	0.63 A
								28.12	27.74	27.77	
5	6	5	HOUSE Grant	SUN	1998	0.68	25.41	53.20	1:21.28	1:49.07	0.78 A
								27.79	28.08	27.79	
6	5	3	CASAS Shaine	TXLA	1999	0.69	25.04	53.39	1:22.20	1:49.43	1.14 A
								28.35	28.81	27.23	
7	6	4	GIULIANI Maximillian	AUS	2003	0.68	25.19	52.89	1:20.92	1:49.48	1.19 A
								27.70	28.03	28.56	
8	6	7	KIM Laon	UCSC	◆ 2008	0.69	25.51	53.25	1:21.29	1:49.55	1.26 A
								27.74	28.04	28.26	
9	4	4	SHACKELL Aaron	CSC-IN	2004	0.65	25.58	53.18	1:21.12	1:49.64	1.35 B
								27.60	27.94	28.52	
10	5	5	DAHLGREN Jack	AQJT	2000	0.66	25.55	53.58	1:22.04	1:49.86	1.57 B
								28.03	28.46	27.82	
11	6	3	de FREITAS STEVERINK S.	FRJ	2004	0.65	25.23	53.21	1:21.39	1:50.47	2.18 B
								27.98	28.18	29.08	
12	6	2	SIBIRTSEV Iliia	UZB	2001	0.64	26.40	54.79	1:22.75	1:50.79	2.50 B
								28.39	27.96	28.04	
13	3	4	BRANON Patrick	UN-IN	2005	0.67	25.29	53.76	1:22.86	1:51.01	2.72 B
								28.47	29.10	28.15	
14	4	2	CYNOR Quinn	UN-IL	2002	0.70	26.27	54.64	1:22.81	1:51.22	2.93 B
								28.37	28.17	28.41	
15	4	3	JULIAN Trenton	MVN	1998	0.66	25.89	54.09	1:22.49	1:51.26	2.97 B
								28.20	28.40	28.77	
16	1	5	SEGA Vitor	GTCH	2004	0.70	25.90	53.74	1:22.33	1:51.68	3.39 B
								27.84	28.59	29.35	
17	5	7	WU Tim	PLS	◆ 2008	0.70	26.22	54.41	1:23.07	1:51.70	3.41 C
								28.19	28.66	28.63	
18	6	1	HAMMER Aiden	KING	◆ 2007	0.80	26.13	54.22	1:22.77	1:51.74	3.45 C
								28.09	28.55	28.97	
19	4	6	TAN Jonathan	SIN	2002	0.58	26.22	54.54	1:23.37	1:51.87	3.58 C
								28.32	28.83	28.50	
20	5	1	PRATT Cole	CAN	2002	0.69	25.47	53.38	1:22.23	1:51.96	3.67 C
								27.91	28.85	29.73	
=21	4	7	TOMIC Hrvoje	UN-IN	2005	0.70	26.07	54.76	1:24.08	1:52.13	3.84 C
								28.69	29.32	28.05	
=21	4	8	ATKINSON Sean	UN-IN	2006	0.74	26.59	55.01	1:23.72	1:52.13	3.84 C
								28.42	28.71	28.41	
23	5	6	ESCUDEIRO Guilherme	FRJ	◆ 2007	0.71	26.21	54.66	1:23.84	1:52.99	4.70 C
								28.45	29.18	29.15	
24	5	8	VOICU Sebastien	TQ	2004	0.76	26.16	54.42	1:23.74	1:53.26	4.97 C
								28.26	29.32	29.52	

Official Timekeeping by Omega





2025 TYR Pro Swim Series

Westmont, IL

March 5 - 8



Event 14

7 MAR 2025 - 9:10 AM

Men's 200m Freestyle

Heats

Results Summary

Event Number 14

Rank	Heat	Lane	Name	Club Code	Year of Birth	R.T.	50m	100m	150m	Time	Time Behind
25	3	6	SUBAGYO Nicholas	OLY	2003	0.66	26.68	55.21 28.53	1:24.38 29.17	1:53.61	5.32 R
26	2	3	TORTOLA Gabriel	PST	◆ 2007	0.71	26.82	55.61 28.79	1:24.54 28.93	1:53.70	5.41 R
27	4	1	PARISE Zachary	TQ	2006	0.77	26.33	54.78 28.45	1:23.68 28.90	1:53.88	5.59
28	3	3	ROMERO SERRANO Caleb	PUR-IT	◆ 2007	0.65	25.53	54.29 28.76	1:23.67 29.38	1:53.99	5.70
29	2	2	DUFFY Edouard	TQ	2005	0.63	27.06	55.90 28.84	1:25.12 29.22	1:54.15	5.86
30	3	5	BALDUCCINI Ricky	GTCH	2004	0.68	25.11	53.58 28.47	1:23.33 29.75	1:54.31	6.02
31	3	7	MAIER Chase	FOX	◆ 2007	0.64	27.23	55.89 28.66	1:25.60 29.71	1:54.56	6.27
32	1	3	WINKLER Finn	FASTIN	2004	0.65	26.17	55.82 29.65	1:25.43 29.61	1:54.82	6.53
33	2	5	SPINNER Wiley	UN-IL	2006	0.72	26.84	56.23 29.39	1:25.92 29.69	1:55.89	7.60
34	2	7	PATTERSON George	VSC	◆ 2007	0.65	26.79	56.25 29.46	1:26.41 30.16	1:56.01	7.72
35	6	8	SOHOVICH Xavier	BSS	◆ 2007	0.86	26.31	55.14 28.83	1:25.43 30.29	1:56.23	7.94
36	2	1	CARRINGTON Liam	BSS	◆ 2008	0.67	27.04	57.15 30.11	1:26.31 29.16	1:56.46	8.17
37	3	1	PAULINS Sebastian	TQ	1998	0.76	27.04	56.50 29.46	1:26.42 29.92	1:56.77	8.48
38	3	2	SULLIVAN Jack	UN-IN	2005	0.60	26.90	56.85 29.95	1:27.25 30.40	1:57.13	8.84
39	2	6	KRAVCHENKO Andy	BSS	◆ 2007	0.68	27.13	57.13 30.00	1:28.08 30.95	1:58.66	10.37
40	1	2	PELINKOVIC Noah	FMC	◆ 2007	0.82	27.38	57.48 30.10	1:28.12 30.64	1:58.79	10.50
41	2	4	DESTANG Antoine	BSS	◆ 2008	0.60	27.78	58.41 30.63	1:28.99 30.58	1:58.95	10.66
	1	4	DOLAN Jack	SUN	2000					DNS	
	1	6	MELNYCHUK David	SYS	◆ 2007					DNS	
	2	8	DREYER Tuja	UCSC	◆ 2007					DNS	
	3	8	CALLAN Jack	UN-IN	2001					DNS	

Legend:							
=	Equal rank	◆	Junior swimmer	A	Qualified for final A	AR	American Record
B	Qualified for final B	C	Qualified for final C	DNS	Did Not Start	R	Reserve
R.T.	Reaction Time	US	US Open Record	WJ	World Junior Record	WR	World Record

Official Timekeeping by Omega





2025 TYR Pro Swim Series

Westmont, IL

March 5 - 8



Event 15

7 MAR 2025 - 9:36 AM

Women's 50m Breaststroke

Heats

Results Summary

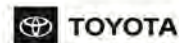
Event Number 15

	Record	Name	NAT Code	Location	Date
WR	29.16	MEILUTYTE Ruta	LTU	Fukuoka (JPN)	30 JUL 2023
AR	29.40	KING Lilly	USA	Budapest (HUN)	30 JUL 2017
US	29.62	KING Lilly	USA	Santa Clara, CA (USA)	10 JUN 2018
WJ	29.30	PILATO Benedetta	ITA	Budapest (HUN)	22 MAY 2021

Rank	Heat	Lane	Name	Club Code	Year of Birth	R.T.	Time	Time Behind
1	3	4	KING Lilly	ISC	1997	0.65	31.24	A
2	1	4	ELENDT Anna	TXLA	2001	0.70	31.30	0.06 A
3	2	4	DOUGLASS Kate	NYAC	2001	0.67	31.32	0.08 A
4	1	5	BOTTAZZO Anita	UN-FL	2003	0.67	31.44	0.20 A
5	3	5	ANGUS Sophie	CAN	1999	0.70	31.70	0.46 A
6	2	5	CEBALLOS Macarena	ARG	1995	0.66	32.05	0.81 A
7	2	3	MORETH Maddie	VSC	♦2008	0.60	32.44	1.20 A
8	2	7	ASSIS Gabriele	FRJ	♦2009	0.64	32.59	1.35 A
9	3	3	ODGERS Isabelle	NOVA	2000	0.76	33.18	1.94 B
=10	1	3	HOWARD Cecilia	BC	♦2007	0.68	33.27	2.03 B
=10	3	2	EL BARODI Imane	GTCH	2001	0.63	33.27	2.03 B
=10	3	7	LAVIGUEUR Brynn	SYS	♦2007	0.78	33.27	2.03 B
13	3	6	PARSON Lucy	USSD	♦2009	0.83	33.84	2.60 B
14	2	2	JABLONSKI Lauren	FMC	2006	0.73	33.89	2.65 B
15	1	6	KING Madi	LFSC	♦2010	0.74	34.17	2.93 B
16	1	7	GRIFFIS Erin	UN-PC	♦2009	0.74	34.25	3.01 B
17	2	1	CHRISTENSEN Nicole	MVN	♦2007	0.74	34.79	3.55 C
18	1	2	TAYLOR Vivian	MVN	♦2009	0.69	35.18	3.94 C
19	1	1	KING Pilar	UN-GA	♦2008	0.75	36.18	4.94 C
20	3	1	DAVIS Meagan	UN-GA	2006	0.74	36.40	5.16 C
	2	6	IANNACCONE Stephanie	WCAB	2004		DNS	

Legend:							
=	Equal rank	♦	Junior swimmer	A	Qualified for final A	AR	American Record
B	Qualified for final B	C	Qualified for final C	DNS	Did Not Start	R.T.	Reaction Time
US	US Open Record	WJ	World Junior Record	WR	World Record		

Official Timekeeping by Omega





2025 TYR Pro Swim Series

Westmont, IL

March 5 - 8



Event 16

7 MAR 2025 - 9:41 AM

Men's 50m Breaststroke

Heats

Results Summary

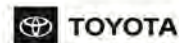
Event Number 16

	Record	Name	NAT Code	Location	Date
WR	25.95	PEATY Adam	GBR	Budapest (HUN)	25 JUL 2017
AR	26.45	FINK Nic	USA	Budapest (HUN)	21 JUN 2022
US	26.52	ANDREW Michael	USA	Greensboro, NC (USA)	28 APR 2022
WJ	26.97	MARTINENGIH Nicolò	ITA	Riccione (ITA)	4 APR 2017

Rank	Heat	Lane	Name	Club Code	Year of Birth	R.T.	Time	Time Behind
1	3	1	SCHREUDERS Mikel	SUN	1998	0.67	27.41	A
2	2	5	HOULIE Michael	TNAQ	2000	0.62	27.42	0.01 A
3	3	4	ANDREW Michael	SUN	1999	0.71	27.61	0.20 A
4	2	3	ZIVANOVIC Uros	GTCH	2005	0.64	28.03	0.62 A
5	3	5	CLASEN Garrett	FMC	2000	0.68	28.04	0.63 A
6	1	7	NICOLA RHO Dante	MCK	2004	0.65	28.51	1.10 A
7	1	4	RODRIGUES Joao	GTCH	2002	0.64	28.63	1.22 A
8	2	4	POUCH Aj	PRVT	2000	0.64	28.83	1.42 A
9	1	5	HESS Apollo	CAN	2002	0.66	28.99	1.58 B
10	3	6	LANDRY Alexandre	SLSC	2003	0.70	29.02	1.61 B
11	2	6	LEE Jonah	VSC	2006	0.58	29.03	1.62 B
12	3	8	CARLISLE Caleb	UN-WI	2005	0.71	29.17	1.76 B
13	3	3	CHEN Jerry	PEAQ	2000	0.65	29.18	1.77 B
14	1	6	WHEELER William	UN-IN	2005	0.64	29.32	1.91 B
15	1	3	MARTIN Giulian	CANE	2006	0.65	29.58	2.17 B
16	3	7	JOOS Louis	BSS	♦ 2007	0.61	29.66	2.25 B
17	2	2	YOUNG Lucas	BSS	♦ 2007	0.66	29.77	2.36 C
18	2	7	THOMPSON Mark-Anthony	UN-FG	2002	0.67	29.81	2.40 C
19	1	2	ZAMIR Eldad	BSS	2006	0.64	30.13	2.72 C
20	2	1	CONNOLLY Alec	TNAQ	1998	0.74	30.56	3.15 C
21	3	2	WANG Charles	PASA	♦ 2008	0.71	30.67	3.26 C
	1	1	LEVINE Aidan	TBAY	♦ 2007		DNS	

Legend:							
♦	Junior swimmer	A	Qualified for final A	AR	American Record	B	Qualified for final B
C	Qualified for final C	DNS	Did Not Start	R.T.	Reaction Time	US	US Open Record
WJ	World Junior Record	WR	World Record				

Official Timekeeping by Omega





2025 TYR Pro Swim Series

Westmont, IL

March 5 - 8



Event 17

7 MAR 2025 - 9:55 AM

Women's 50m Butterfly

Heats

Results Summary

Event Number 17

	Record	Name	NAT Code	Location	Date
WR	24.43	SJOSTROM Sarah	SWE	Boras (SWE)	5 JUL 2014
AR	25.11	WALSH Gretchen	USA	Indianapolis, IN (USA)	28 JUN 2023
US	25.11	WALSH Gretchen	USA	Indianapolis, IN (USA)	28 JUN 2023
WJ	25.46	IKEE Rikako	JPN	Indianapolis (USA)	26 AUG 2017

Rank	Heat	Lane	Name	Club Code	Year of Birth	R.T.	Time	Time Behind
1	5	4	DOUGLASS Kate	NYAC	2001	0.69	26.12	A
2	3	4	PRICE Lily	AUS	2002	0.75	26.28	0.16 A
=3	3	8	OLEKSIK Penny	MVN	2000	0.71	26.82	0.70 A
=3	5	7	MANUEL Simone	TXLA	1996	0.68	26.82	0.70 A
5	4	4	NELSON Beata	WISC	1998	0.71	26.83	0.71 A
6	3	6	GIGOVIC Matea	CAN	♦ 2008	0.63	26.84	0.72 A
7	4	5	MASSE Kylie	CAN	1996	0.65	27.03	0.91 A
8	2	5	CONNOLLY Erika	TNAQ	1998	0.68	27.34	1.22 A
9	2	2	WILM Ingrid	CAN	1998	0.75	27.36	1.24 B
10	4	7	SOTOMAYOR Alexia	SAS	2006	0.66	27.47	1.35 B
11	5	8	DETTOR Olivia	UN-PC	2005	0.66	27.72	1.60 B
12	4	8	REVILAK FONSECA Sofia	UN-NT	1997	0.73	27.74	1.62 B
13	4	3	SANSORES de la FUENT A.	UN-NT	2000	0.76	27.77	1.65 B
14	3	2	RIPKOVA Zora	GTCH	2002	0.70	27.81	1.69 B
15	2	6	EL BARODI Imane	GTCH	2001	0.63	27.83	1.71 B
16	5	1	STANISAVLJEVIC Nina	GTCH	2004	0.67	27.84	1.72 B
17	2	7	ROCHA Joice Otero	FRJ	♦ 2008	0.73	27.91	1.79 C
18	5	5	MINTENKO Madi	PPA	♦ 2007	0.78	27.96	1.84 C
19	5	3	HARRIS Meg	AUS	2002	0.76	27.97	1.85 C
20	3	3	ZHANG Kelsey	UN-PC	♦ 2007	0.62	27.99	1.87 C
21	5	6	STINSON Chloe	MVN	2006	0.72	28.01	1.89 C
22	4	1	RODGERS Sienna	UCSC	♦ 2007	0.74	28.16	2.04 C
23	4	6	DETTOR Ella	UN-PC	2006	0.74	28.26	2.14 C
24	2	3	HADJILOIZOU Anna	GTCH	2004	0.65	28.32	2.20 C
=25	3	7	CLARK Maxine	UCSC	♦ 2008	0.73	28.38	2.26 R?
=25	5	2	ODGERS Isabelle	NOVA	2000	0.76	28.38	2.26 R?
27	3	1	HETLAND Maya	PASA	♦ 2008	0.81	28.62	2.50
28	3	5	KLINKER Rachel	CAL	2000	0.72	28.73	2.61
29	2	4	HAYASHI Maddi	UN-IL	2006	0.79	28.79	2.67
30	1	5	KRISTMANNSDOTTIR Ylfa	SA	♦ 2008	0.62	28.87	2.75
31	4	2	BLEAKNEY Lila	NU	2006	0.86	28.96	2.84
32	2	1	HEIZER Abigail	SPAC	2006	0.65	29.11	2.99
33	1	4	KING Pilar	UN-GA	♦ 2008	0.73	29.58	3.46
34	1	6	MORETH Maddie	VSC	♦ 2008	0.60	31.57	5.45
	1	3	KING Madi	LFSC	♦ 2010		DNS	
	2	8	CUMMINS Sammy	MVN	2006		DNS	

Legend:					
=	Equal rank	♦	Junior swimmer	A	Qualified for final A
AR	American Record	B	Qualified for final B	C	Qualified for final C
DNS	Did Not Start	R.T.	Reaction Time	R?	Involved in swim-off (reserve)
US	US Open Record	WJ	World Junior Record	WR	World Record

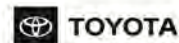
Official Timekeeping by Omega



FLUIDRA



OneAmerica Financial





2025 TYR Pro Swim Series

Westmont, IL

March 5 - 8



Event 18

7 MAR 2025 - 10:03 AM

Men's 50m Butterfly

Heats

Results Summary

Event Number 18

	Record	Name	NAT Code	Location	Date
WR	22.27	GOVOROV Andrii	UKR	Rome (ITA)	1 JUL 2018
AR	22.35	DRESSEL Caeleb	USA	Gwangju (KOR)	22 JUL 2019
US	22.84	DRESSEL Caeleb	USA	Greensboro, NC (USA)	27 APR 2022
WJ	22.96	RIBEIRO Diogo Matos	POR	Lima (PER)	3 SEP 2022

Rank	Heat	Lane	Name	Club Code	Year of Birth	R.T.	Time	Time Behind
1	2	7	LEE Mikkel	SIN	2002	0.62	23.58	A
2	4	7	SCHREUDERS Mikel	SUN	1998	0.66	23.83	0.25 A
3	3	5	CAZAU Ulises	ARG	2005	0.71	23.88	0.30 A
4	3	4	ANDREW Michael	SUN	1999	0.77	23.96	0.38 A
5	2	3	YEBOAH Robin	GTCH	2003	0.61	24.03	0.45 A
6	4	3	MUHAMMAD Kamal	UN-CA	2003	0.71	24.14	0.56 A
7	4	6	RYBIN Roman	KING	1990	0.62	24.27	0.69 A
8	4	4	MARQUART MOTA Kayky	TNAQ	1999	0.63	24.31	0.73 A
9	2	1	TAN Jonathan	SIN	2002	0.60	24.32	0.74 B
10	3	1	MARRUGO MONTANO Camilo	CNV	2002	0.67	24.39	0.81 B
11	3	6	BALLADONE Sofus	OLY	2002	0.68	24.41	0.83 B
12	2	4	JULIAN Trenton	MVN	1998	0.64	24.43	0.85 B
13	2	5	SHLEGEL Gal	NU	2002	0.63	24.66	1.08 B
14	4	8	CARLISLE Caleb	UN-WI	2005	0.70	24.72	1.14 B
15	3	2	SOBENES Nicolas	DM	2005	0.62	24.82	1.24 B
16	4	5	DAHLGREN Jack	AQJT	2000	0.63	24.83	1.25 B
17	1	3	BARTSCH Peyton	UN-ND	2004	0.66	25.04	1.46 C
18	4	2	WINKLER Finn	FASTIN	2004	0.64	25.17	1.59 C
19	3	7	KOHL Rayburn	MYST	◆ 2007	0.69	25.52	1.94 C
20	2	6	DORVILLE Tristan	BSS	◆ 2007	0.61	25.67	2.09 C
21	2	8	VOICU Sebastien	TQ	2004	0.73	26.09	2.51 C
22	3	8	LEVINE Aidan	TBAY	◆ 2007	0.72	26.22	2.64 C
23	4	1	LIU Jiantong	EVO	2004	0.70	26.53	2.95 C
24	1	2	LEE Jonah	VSC	2006	0.61	26.63	3.05 C
25	1	6	McINTOSH Luke	TBAY	◆ 2009	0.65	27.53	3.95 R
	1	4	BELKHELLADI Malachy	TQ	2003		DNS	
	1	5	COX Carter	KING	◆ 2007		DNS	
	2	2	HILL Xavier	UN-CO	2004		DNS	
	3	3	MACHT Sascha	BSS	2006		DNS	

Legend:

◆	Junior swimmer	A	Qualified for final A	AR	American Record	B	Qualified for final B
C	Qualified for final C	DNS	Did Not Start	R	Reserve	R.T.	Reaction Time
US	US Open Record	WJ	World Junior Record	WR	World Record		

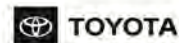
Official Timekeeping by Omega



FLUIDRA



OneAmerica Financial





2025 TYR Pro Swim Series

Westmont, IL

March 5 - 8



Event 19

7 MAR 2025 - 10:17 AM

Women's 200m Backstroke

Heats

Results Summary

Event Number 19

	Record	Splits	Name	NAT Code	Location	Date
WR	2:03.14	29.34 1:00.73 1:31.84	McKEOWN Kaylee	AUS	Sydney (AUS)	10 MAR 2023
AR	2:03.35	29.06 1:00.37 1:31.84	SMITH Regan	USA	Gwangju (KOR)	26 JUL 2019
US	2:03.80	28.98 1:00.00 1:31.49	SMITH Regan	USA	Indianapolis, IN (USA)	28 JUN 2023
WJ	2:03.35	29.06 1:00.37 1:31.84	SMITH Regan E	USA	Gwangju (KOR)	26 JUL 2019

Rank	Heat	Lane	Name	Club Code	Year of Birth	R.T.	50m	100m	150m	Time	Time Behind
1	2	4	WHITE Rhyan	WOLFNC	2000	0.61	30.83	1:04.15 33.32	1:37.79 33.64	2:11.65	A
2	2	5	KRYGER Madison	CAN	◆ 2008	0.63	30.96	1:04.31 33.35	1:38.04 33.73	2:11.96	0.31 A
3	1	4	O'DELL Teagan	MVN	2006	0.65	31.05	1:05.02 33.97	1:38.94 33.92	2:12.96	1.31 A
4	3	4	SMITH Regan	TXLA	2002	0.60	31.02	1:05.35 34.33	1:39.23 33.88	2:13.19	1.54 A
5	3	1	BERKOFF Katharine	WOLFNC	2001	0.59	30.06	1:04.05 33.99	1:38.25 34.20	2:13.30	1.65 A
6	3	3	SOTOMAYOR Alexia	SAS	2006	0.55	32.20	1:07.10 34.90	1:41.39 34.29	2:14.96	3.31 A
7	1	5	MURDOCK Justine	UN-IL	2003	0.60	32.20	1:06.55 34.35	1:41.59 35.04	2:16.47	4.82 A
8	3	5	WILM Ingrid	CAN	1998	0.68	31.94	1:07.11 35.17	1:42.71 35.60	2:16.55	4.90 A
9	3	6	McCOY Taylor	COUG	1999	0.57	32.95	1:07.93 34.98	1:43.49 35.56	2:17.73	6.08 B
10	1	3	ROBITAILLE Florence	TQ	◆ 2008	0.66	32.68	1:07.50 34.82	1:43.03 35.53	2:17.77	6.12 B
11	2	6	MISHLER Julie	FASTIN	◆ 2007	0.58	31.90	1:06.78 34.88	1:43.20 36.42	2:17.81	6.16 B
12	3	7	WANG Ariel	WSU	2004	0.68	32.65	1:07.35 34.70	1:43.19 35.84	2:18.06	6.41 B
13	1	2	ARNALL Ines	WEST	◆ 2008	0.69	32.98	1:08.93 35.95	1:44.33 35.40	2:18.94	7.29 B
14	2	3	SOREL Martine	TQ	2005	0.51	31.95	1:07.33 35.38	1:43.41 36.08	2:19.37	7.72 B
15	1	7	MINTENKO Madi	PPA	◆ 2007	0.67	32.31	1:06.67 34.36	1:43.31 36.64	2:19.47	7.82 B
16	2	2	BENNETT Brooke	PLS	◆ 2008	0.64	32.92	1:08.90 35.98	1:44.33 35.43	2:20.32	8.67 B
17	1	6	ARNALL Alba	WEST	◆ 2008	0.71	32.96	1:08.13 35.17	1:44.83 36.70	2:20.54	8.89 C
18	1	1	VIACAVA Giulia	VS	2006	0.79	33.25	1:09.45 36.20	1:45.59 36.14	2:21.97	10.32 C
19	3	2	ERLENDSDOTTIR Elisabeth	GTCH	2005	0.70	32.41	1:08.76 36.35	1:46.18 37.42	2:23.22	11.57 C
20	2	7	GUTIERREZ Luci	WEST	◆ 2007	0.59	33.88	1:10.63 36.75	1:50.03 39.40	2:28.63	16.98 C
	2	1	KING Mg	LFSC	2005					DNS	

Legend:						
◆	Junior swimmer	A	Qualified for final A	AR	American Record	B Qualified for final B
C	Qualified for final C	DNS	Did Not Start	R.T.	Reaction Time	US US Open Record
WJ	World Junior Record	WR	World Record			

Official Timekeeping by Omega





2025 TYR Pro Swim Series

Westmont, IL

March 5 - 8



Event 20

7 MAR 2025 - 10:28 AM

Men's 200m Backstroke

Heats

Results Summary

Event Number 20

	Record	Splits	Name	NAT Code	Location	Date
WR	1:51.92	26.52 54.90 1:23.30	PEIRSOL Aaron	USA	Rome (ITA)	31 JUL 2009
AR	1:51.92	26.52 54.90 1:23.30	PEIRSOL Aaron	USA	Rome (ITA)	31 JUL 2009
US	1:53.08	26.82 55.18 1:24.06	PEIRSOL Aaron	USA	Indianapolis, IN (USA)	11 JUL 2009
WJ	1:55.14	26.99 56.14 1:25.97	KOLESNIKOV Kliment	RUS	Budapest (HUN)	28 JUL 2017

Rank	Heat	Lane	Name	Club Code	Year of Birth	R.T.	50m	100m	150m	Time	Time Behind
1	3	4	JANTON Tommy	UN-IN	2004	0.64	27.52	56.90	1:27.64	2:00.23	A
								29.38	30.74	32.59	
2	1	5	DOLAN Jack	SUN	2000	0.66	27.39	57.72	1:29.38	2:01.44	1.21 A
								30.33	31.66	32.06	
3	1	4	MORALES Yeziel	MVN	1996	0.54	28.82	59.97	1:31.34	2:01.88	1.65 A
								31.15	31.37	30.54	
4	2	4	GERCHIK David	NU	2001	0.64	28.78	59.89	1:31.50	2:02.80	2.57 A
								31.11	31.61	31.30	
5	2	3	MOODY Paul	GWA	◆ 2008	0.98	28.37	59.54	1:31.35	2:02.81	2.58 A
								31.17	31.81	31.46	
6	3	5	CASAS Shaine	TXLA	1999	0.57	27.93	59.14	1:30.97	2:03.34	3.11 A
								31.21	31.83	32.37	
7	3	3	MELNYCHUK David	SYS	◆ 2007	0.95	29.27	1:00.69	1:32.28	2:03.44	3.21 A
								31.42	31.59	31.16	
8	2	5	PRATT Cole	CAN	2002	0.65	29.47	1:02.24	1:33.28	2:03.55	3.32 A
								32.77	31.04	30.27	
9	3	6	MIALKOVSKYI Denys	BHA	◆ 2007	0.64	29.61	1:01.32	1:34.04	2:06.20	5.97 B
								31.71	32.72	32.16	
10	2	7	McINTOSH Luke	TBAY	◆ 2009	0.64	29.78	1:02.00	1:35.21	2:06.54	6.31 B
								32.22	33.21	31.33	
11	2	8	PIETSCH Matt	UN-WY	2004	0.63	30.15	1:02.33	1:35.06	2:06.86	6.63 B
								32.18	32.73	31.80	
12	3	2	KOSIAN Yurii	UN-IN	2002	0.79	29.70	1:02.23	1:34.64	2:06.94	6.71 B
								32.53	32.41	32.30	
13	1	3	GROTTERS Patrick	MVN	1999	0.72	28.73	1:00.98	1:34.38	2:07.39	7.16 B
								32.25	33.40	33.01	
14	1	1	WU Tim	PLS	◆ 2008	0.66	29.54	1:02.31	1:35.30	2:07.65	7.42 B
								32.77	32.99	32.35	
15	3	1	COX Carter	KING	◆ 2007	0.69	29.60	1:02.56	1:36.16	2:07.75	7.52 B
								32.96	33.60	31.59	
16	1	7	LEE Kasper	RISE	◆ 2008	0.78	29.78	1:02.38	1:35.71	2:07.79	7.56 B
								32.60	33.33	32.08	
17	2	2	BARDAK Tyler	FOX	2006	0.58	29.77	1:02.71	1:36.28	2:09.31	9.08 C
								32.94	33.57	33.03	
18	3	8	MACHT Sascha	BSS	2006	0.63	30.06	1:02.62	1:36.82	2:09.51	9.28 C
								32.56	34.20	32.69	
19	3	7	CARRINGTON Liam	BSS	◆ 2008	0.69	29.73	1:02.26	1:35.92	2:10.15	9.92 C
								32.53	33.66	34.23	
20	1	2	KOHL Rayburn	MYST	◆ 2007	0.65	30.98	1:05.25	1:38.90	2:12.81	12.58 C
								34.27	33.65	33.91	
21	2	1	LEVINE Aidan	TBAY	◆ 2007	0.77	30.83	1:04.85	1:39.33	2:13.84	13.61 C
								34.02	34.48	34.51	
22	2	6	SOHOVICH Xavier	BSS	◆ 2007	0.58	31.92	1:06.91	1:41.70	2:15.79	15.56 C
								34.99	34.79	34.09	
23	1	6	KELLY Andy	UN-IN	2003	0.55	29.94	1:04.38	1:41.96	2:17.13	16.90 C
								34.44	37.58	35.17	

Official Timekeeping by Omega





2025 TYR Pro Swim Series

Westmont, IL

March 5 - 8



Event 20

7 MAR 2025 - 10:28 AM

Men's 200m Backstroke

Heats

Results Summary

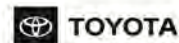
Event Number 20

Rank	Heat	Lane	Name	Club Code	Year of Birth	R.T.	50m	100m	150m	Time	Time Behind
------	------	------	------	-----------	---------------	------	-----	------	------	------	-------------

Legend:

♦	Junior swimmer	A	Qualified for final A	AR	American Record	B	Qualified for final B
C	Qualified for final C	R.T.	Reaction Time	US	US Open Record	WJ	World Junior Record
WR	World Record						

Official Timekeeping by Omega





2025 TYR Pro Swim Series

Westmont, IL

March 5 - 8



Event 21

7 MAR 2025 - 10:47 AM

Women's 400m Individual Medley

Heats

Results Summary

Event Number 21

	Record	Splits	Name	NAT Code	Location	Date
WR	4:24.38	59.18 2:06.30 3:23.43	McINTOSH Summer	CAN	Toronto (CAN)	16 MAY 2024
AR	4:31.12	1:03.69 2:13.33 3:28.65	HOFF Katie	USA	Omaha, NE (USA)	29 JUN 2008
US	4:28.61	59.40 2:08.20 3:27.46	McINTOSH Summer	CAN	Greensboro, NC (USA)	2 DEC 2022
WJ	4:24.38	59.18 2:06.30 3:23.43	McINTOSH Summer	CAN	Toronto (CAN)	16 MAY 2024

Rank	Heat	Lane	Name	Club Code	Year of Birth	R.T.	Time	Time Behind
1	2	4	McINTOSH Summer	SYS	2006	0.77	4:43.48	A
	50m 28.96	100m 1:02.71	150m 1:39.31	200m 2:14.09	250m 2:53.14	300m 3:33.57	350m 4:09.52	
					34.78	40.43	35.95	33.96
2	2	5	HARVEY Mary-Sophie	TQ	1999	0.72	4:48.06	4.58 A
	50m 29.51	100m 1:04.26	150m 1:44.78	200m 2:23.36	250m 3:02.12	300m 3:41.57	350m 4:15.45	
					38.58	39.45	33.88	32.61
3	1	4	JACKL Vivien	HUN	♦ 2008	0.77	4:52.73	9.25 A
	50m 30.81	100m 1:06.06	150m 1:42.18	200m 2:18.07	250m 3:02.52	300m 3:46.77	350m 4:20.59	
					44.45	44.25	33.82	32.14
4	2	7	IANNACCONI Stephanie	WCAB	2004	0.56	4:56.61	13.13 A
	50m 31.02	100m 1:05.93	150m 1:45.00	200m 2:23.18	250m 3:04.64	300m 3:46.70	350m 4:22.23	
					41.46	42.06	35.53	34.38
5	1	3	MULLINS Lainey	UN-IN	2005	0.84	4:59.44	15.96 A
	50m 31.44	100m 1:06.89	150m 1:45.54	200m 2:23.72	250m 3:08.21	300m 3:53.03	350m 4:26.79	
					38.18	44.49	33.76	32.65
6	1	5	BLANCHARD Kamila	TQ	♦ 2007	0.70	4:59.57	16.09 A
	50m 31.48	100m 1:08.20	150m 1:48.04	200m 2:27.22	250m 3:09.40	300m 3:51.95	350m 4:26.95	
					39.18	42.55	35.00	32.62
7	1	6	HUTCHINSON Rylee	PLS	♦ 2008	0.72	4:59.90	16.42 A
	50m 31.15	100m 1:07.47	150m 1:47.10	200m 2:25.48	250m 3:08.43	300m 3:51.88	350m 4:26.03	
					38.38	42.95	34.15	33.87
8	2	3	ZHANG Kelsey	UN-PC	♦ 2007	0.65	5:01.34	17.86 A
	50m 30.72	100m 1:05.81	150m 1:45.05	200m 2:23.87	250m 3:07.40	300m 3:52.11	350m 4:27.49	
					38.82	44.71	35.38	33.85
9	2	6	BENNETT Brooke	PLS	♦ 2008	0.75	5:01.41	17.93 B
	50m 33.26	100m 1:11.54	150m 1:50.57	200m 2:29.70	250m 3:11.34	300m 3:54.82	350m 4:28.41	
					39.13	41.64	33.59	33.00
10	1	1	HOWARD Cecilia	BC	♦ 2007	0.71	5:03.33	19.85 B
	50m 31.64	100m 1:08.51	150m 1:49.26	200m 2:28.84	250m 3:09.67	300m 3:54.13	350m 4:29.01	
					39.58	40.83	34.88	34.32
11	2	2	GRIFFIS Erin	UN-PC	♦ 2009	0.74	5:04.28	20.80 B
	50m 31.43	100m 1:07.77	150m 1:47.04	200m 2:25.27	250m 3:08.50	300m 3:52.66	350m 4:28.81	
					38.23	43.23	36.15	35.47
12	1	2	NICHOLSON-JODOIN Annie	TQ	♦ 2008	0.68	5:05.91	22.43 B
	50m 31.42	100m 1:08.40	150m 1:46.63	200m 2:24.20	250m 3:09.37	300m 3:54.48	350m 4:30.30	
					37.57	45.17	35.82	35.61
13	1	7	McCOY Taylor	COUG	1999	0.66	5:06.54	23.06 B
	50m 32.79	100m 1:10.75	150m 1:51.27	200m 2:29.35	250m 3:13.35	300m 3:57.47	350m 4:33.03	
					38.08	44.12	35.56	33.51
14	2	8	MILBAUM Lolly	SYS	♦ 2007	0.70	5:09.69	26.21 B
	50m 32.17	100m 1:09.14	150m 1:49.33	200m 2:27.21	250m 3:13.40	300m 3:59.30	350m 4:35.47	
					37.88	46.19	36.17	34.22
15	2	1	CHRISTENSEN Nicole	MVN	♦ 2007	0.78	5:09.79	26.31 B
	50m 31.61	100m 1:08.79	150m 1:47.23	200m 2:26.56	250m 3:11.33	300m 3:57.94	350m 4:34.17	
					39.33	44.77	36.23	35.62
16	1	8	KING Madi	LFSC	♦ 2010	0.71	5:12.20	28.72 B
	50m 32.55	100m 1:09.99	150m 1:51.81	200m 2:31.97	250m 3:14.53	300m 3:57.91	350m 4:35.80	
					40.16	42.56	37.89	36.40

Legend:	♦ Junior swimmer	A Qualified for final A	AR American Record	B Qualified for final B
R.T. Reaction Time	US US Open Record	WJ World Junior Record	WR World Record	

Official Timekeeping by Omega





2025 TYR Pro Swim Series

Westmont, IL

March 5 - 8



Event 23

8 MAR 2025 - 4:18 PM

Women's 800m Freestyle

Slowest Heats

Results Summary

After 1 of 2 Heats

	Record	Splits		Name	NAT Code	Location	Date
WR	8:04.79	57.98	1:59.42	4:01.98	LEDECKY Kathleen	USA	Rio (BRA) 12 AUG 2016
AR	8:04.79	57.98	1:59.42	4:01.98	LEDECKY Katie	USA	Rio de Janeiro (BRA) 12 AUG 2016
US	8:06.68	58.82	2:00.20	4:03.22	LEDECKY Katie	USA	Austin, TX (USA) 17 JAN 2016
WJ	8:11.00	59.44	2:01.48	4:05.70	LEDECKY Kathleen	USA	Shenandoah (USA) 22 JUN 2014

Slowest Heats

Rank	Heat	Lane	Name	Club Code	Year of Birth	R.T.	Time	Time Behind
1	1	4	PLOEGER Marian	MICH	2006	0.80	8:47.59	
	50m 30.84	100m 1:04.33	150m 1:37.95	200m 2:11.62	250m 2:44.73	300m 3:17.79	350m 3:50.76	400m 4:24.09
		33.49	33.62	33.67	33.11	33.06	32.97	33.33
	450m 4:57.12	500m 5:30.30	550m 6:03.41	600m 6:36.90	650m 7:10.02	700m 7:43.08	750m 8:15.79	
	33.03	33.18	33.11	33.49	33.12	33.06	32.71	31.80
2	1	2	BENNETT Brooke	PLS	◆ 2008	0.73	8:56.58	8.99
	50m 30.92	100m 1:04.62	150m 1:38.65	200m 2:13.12	250m 2:47.30	300m 3:21.93	350m 3:56.02	400m 4:30.19
		33.70	34.03	34.47	34.18	34.63	34.09	34.17
	450m 5:03.75	500m 5:37.56	550m 6:11.12	600m 6:44.75	650m 7:18.08	700m 7:51.48	750m 8:24.20	
	33.56	33.81	33.56	33.63	33.33	33.40	32.72	32.38
3	1	5	ALEGI Grace	SYS	◆ 2009	0.81	8:57.90	10.31
	50m 30.89	100m 1:04.18	150m 1:37.94	200m 2:11.83	250m 2:45.45	300m 3:18.89	350m 3:52.58	400m 4:26.14
		33.29	33.76	33.89	33.62	33.44	33.69	33.56
	450m 5:00.01	500m 5:34.16	550m 6:08.55	600m 6:42.57	650m 7:16.42	700m 7:50.38	750m 8:24.86	
	33.87	34.15	34.39	34.02	33.85	33.96	34.48	33.04
4	1	7	MULLIKIN Brielle	UN-PC	◆ 2009	0.61	9:11.56	23.97
	50m 31.85	100m 1:05.71	150m 1:40.09	200m 2:14.63	250m 2:49.22	300m 3:23.81	350m 3:58.67	400m 4:33.70
		33.86	34.38	34.54	34.59	34.59	34.86	35.03
	450m 5:08.76	500m 5:43.34	550m 6:18.40	600m 6:52.77	650m 7:27.73	700m 8:02.37	750m 8:37.24	
	35.06	34.58	35.06	34.37	34.96	34.64	34.87	34.32
5	1	1	HUTCHINSON Rylee	PLS	◆ 2008	0.72	9:21.14	33.55
	50m 31.53	100m 1:05.23	150m 1:39.31	200m 2:13.82	250m 2:48.24	300m 3:23.02	350m 3:57.69	400m 4:32.79
		33.70	34.08	34.51	34.42	34.78	34.67	35.10
	450m 5:07.98	500m 5:43.69	550m 6:19.90	600m 6:56.25	650m 7:32.22	700m 8:09.00	750m 8:45.31	
	35.19	35.71	36.21	36.35	35.97	36.78	36.31	35.83
6	1	8	GEORGE Heidi	WOLFMAN	1976	0.82	9:27.47	39.88
	50m 33.01	100m 1:07.29	150m 1:42.46	200m 2:17.62	250m 2:53.12	300m 3:28.61	350m 4:04.62	400m 4:40.36
		34.28	35.17	35.16	35.50	35.49	36.01	35.74
	450m 5:16.12	500m 5:51.80	550m 6:27.96	600m 7:03.99	650m 7:40.23	700m 8:16.27	750m 8:52.37	
	35.76	35.68	36.16	36.03	36.24	36.04	36.10	35.10
7	1	6	GUTIERREZ Luci	WEST	◆ 2007	0.71	9:39.31	51.72
	50m 31.73	100m 1:05.25	150m 1:39.73	200m 2:14.89	250m 2:50.05	300m 3:25.95	350m 4:02.88	400m 4:40.05
		33.52	34.48	35.16	35.16	35.90	36.93	37.17
	450m 5:17.46	500m 5:54.92	550m 6:32.47	600m 7:09.81	650m 7:47.53	700m 8:25.32	750m 9:02.82	
	37.41	37.46	37.55	37.34	37.72	37.79	37.50	36.49
	1	3	MILBAUM Lolly	SYS	◆ 2007		DNS	

◆	Junior swimmer	AR	American Record	DNS	Did Not Start	R.T.	Reaction Time
US	US Open Record	WJ	World Junior Record	WR	World Record		

Official Timekeeping by Omega





2025 TYR Pro Swim Series

Westmont, IL

March 5 - 8



Event 24

8 MAR 2025 - 4:10 PM

Men's 800m Freestyle

Slowest Heats

Results Summary

After 2 of 3 Heats

	Record	Splits	Name	NAT Code	Location	Date
WR	7:32.12	55.20 1:52.55 3:46.79	ZHANG Lin	CHN	Rome (ITA)	29 JUL 2009
AR	7:38.67	55.19 1:52.83 3:48.76	FINKE Bobby	USA	Fukuoka (JPN)	26 JUL 2023
US	7:40.34	55.76 1:53.76 3:50.20	FINKE Bobby	USA	Indianapolis, IN (USA)	1 JUL 2023
WJ	7:43.37	56.29 1:55.08 3:52.94	GALOSSO Lorenzo	ITA	Rome (ITA)	13 AUG 2022

Slowest Heats

Rank	Heat	Lane	Name	Club Code	Year of Birth	R.T.	Time	Time Behind
1	2	4	ERISMAN Ryan	LAKR	2006	0.74	7:58.97	
	50m 27.28	100m 57.16	150m 1:26.88	200m 1:56.94	250m 2:26.87	300m 2:57.25	350m 3:27.39	400m 3:58.10
								30.71
	450m 4:28.45	500m 4:58.73	550m 5:29.02	600m 5:59.71	650m 6:30.37	700m 7:00.59	750m 7:30.32	
	30.35	30.28	30.29	30.69	30.66	30.22	29.73	28.65
2	2	3	ATKINSON Sean	UN-IN	2006	0.68	8:12.73	13.76
	50m 27.49	100m 57.94	150m 1:28.50	200m 1:59.79	250m 2:30.97	300m 3:02.20	350m 3:32.91	400m 4:04.73
								31.82
	450m 4:36.03	500m 5:07.55	550m 5:38.32	600m 6:10.58	650m 6:40.76	700m 7:13.04	750m 7:43.23	
	31.30	31.52	30.77	32.26	30.18	32.28	30.19	29.50
3	2	5	PAULINS Sebastian	TQ	1998	0.75	8:20.30	21.33
	50m 28.66	100m 59.69	150m 1:30.86	200m 2:02.25	250m 2:33.38	300m 3:04.94	350m 3:36.60	400m 4:08.32
								31.72
	450m 4:39.79	500m 5:11.49	550m 5:43.25	600m 6:15.23	650m 6:46.95	700m 7:18.80	750m 7:50.47	
	31.47	31.70	31.76	31.98	31.72	31.85	31.67	29.83
4	2	6	CALLAN Jack	UN-IN	2001	0.72	8:21.71	22.74
	50m 28.53	100m 59.30	150m 1:30.31	200m 2:01.71	250m 2:33.33	300m 3:04.95	350m 3:36.59	400m 4:08.38
								31.79
	450m 4:40.05	500m 5:11.86	550m 5:43.65	600m 6:15.56	650m 6:47.39	700m 7:19.25	750m 7:50.82	
	31.67	31.81	31.79	31.91	31.83	31.86	31.57	30.89
5	1	7	LYUBAVSKIY Misha	TXLA	2001	0.67	8:24.00	25.03
	50m 28.70	100m 1:00.20	150m 1:31.57	200m 2:03.32	250m 2:34.99	300m 3:06.88	350m 3:38.59	400m 4:10.68
								32.09
	450m 4:42.68	500m 5:14.78	550m 5:47.03	600m 6:19.17	650m 6:51.03	700m 7:22.92	750m 7:54.19	
	32.00	32.10	32.25	32.14	31.86	31.89	31.27	29.81
6	2	8	GONZALEZ-BARBOZA S.	TQ	2005	0.73	8:25.93	26.96
	50m 28.89	100m 1:00.20	150m 1:32.14	200m 2:04.03	250m 2:35.90	300m 3:07.73	350m 3:39.82	400m 4:11.73
								31.91
	450m 4:43.98	500m 5:15.74	550m 5:47.89	600m 6:19.83	650m 6:51.78	700m 7:23.58	750m 7:55.22	
	32.25	31.76	32.15	31.94	31.95	31.80	31.64	30.71
7	1	5	MAYR Charlie	UN-IN	2006	0.67	8:26.28	27.31
	50m 28.55	100m 1:00.41	150m 1:31.82	200m 2:04.06	250m 2:35.87	300m 3:08.11	350m 3:40.02	400m 4:12.23
								32.21
	450m 4:44.27	500m 5:16.67	550m 5:48.82	600m 6:21.29	650m 6:52.78	700m 7:24.48	750m 7:55.95	
	32.04	32.40	32.15	32.47	31.49	31.70	31.47	30.33
8	2	2	DUFFY Edouard	TQ	2005	0.67	8:26.59	27.62
	50m 27.53	100m 58.50	150m 1:29.83	200m 2:01.86	250m 2:33.94	300m 3:05.70	350m 3:37.15	400m 4:09.61
								32.46
	450m 4:41.37	500m 5:13.29	550m 5:45.72	600m 6:18.42	650m 6:50.61	700m 7:23.15	750m 7:55.49	
	31.76	31.92	32.43	32.70	32.19	32.54	32.34	31.10
9	1	3	SUBAGYO Nicholas	OLY	2003	0.67	8:26.96	27.99
	50m 28.02	100m 58.96	150m 1:30.32	200m 2:02.60	250m 2:34.87	300m 3:07.53	350m 3:39.94	400m 4:12.49
								32.55
	450m 4:44.91	500m 5:17.59	550m 5:50.01	600m 6:22.43	650m 6:54.30	700m 7:26.38	750m 7:57.66	
	32.42	32.68	32.42	32.42	31.87	32.08	31.28	29.30
10	1	4	PRIZLER Tristan	NU	2005	0.65	8:37.28	38.31
	50m 28.53	100m 1:00.41	150m 1:32.60	200m 2:05.72	250m 2:38.43	300m 3:11.46	350m 3:44.41	400m 4:17.17
								32.76
	450m 4:50.04	500m 5:22.81	550m 5:55.59	600m 6:28.73	650m 7:00.79	700m 7:33.03	750m 8:05.36	
	32.87	32.77	32.78	33.14	32.06	32.24	32.33	31.92
11	1	2	METZGAR Samuel	KING	♦ 2008	0.70	8:39.81	40.84
	50m 28.42	100m 1:00.01	150m 1:31.80	200m 2:04.35	250m 2:36.17	300m 3:09.14	350m 3:41.85	400m 4:14.92
								33.07
	450m 4:47.78	500m 5:20.96	550m 5:53.99	600m 6:27.42	650m 7:00.50	700m 7:34.18	750m 8:07.30	
	32.86	33.18	33.03	33.43	33.08	33.68	33.12	32.51

Official Timekeeping by Omega





2025 TYR Pro Swim Series

Westmont, IL

March 5 - 8



Event 24

8 MAR 2025 - 4:10 PM

Men's 800m Freestyle

Slowest Heats

Results Summary

After 2 of 3 Heats

Slowest Heats

Rank	Heat	Lane	Name	Club Code	Year of Birth	R.T.	Time	Time Behind
12	1	6	CHAN Parker	FMC	◆ 2007	0.74	8:40.78	41.81
	50m 29.57	100m 1:01.77	150m 1:34.54	200m 2:07.45	250m 2:40.37	300m 3:13.65	350m 3:46.49	400m 4:19.53
		32.20	32.77	32.91	32.92	33.28	32.84	33.04
	450m 4:52.32	500m 5:25.36	550m 5:58.63	600m 6:31.61	650m 7:03.92	700m 7:36.45	750m 8:09.55	
	32.79	33.04	33.27	32.98	32.31	32.53	33.10	31.23
	2	7	PARISE Zachary	TQ	2006		DNS	
	2	1	BRANON Patrick	UN-IN	2005		DSQ	

Legend:							
◆	Junior swimmer	AR	American Record	DNS	Did Not Start	DSQ	Disqualified
R.T.	Reaction Time	US	US Open Record	WJ	World Junior Record	WR	World Record

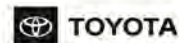
Official Timekeeping by Omega



FLUIDRA



OneAmerica Financial





2025 TYR Pro Swim Series

Westmont, IL

March 5 - 8



Event 25

8 MAR 2025 - 9:00 AM

Women's 100m Backstroke

Heats

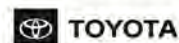
Results Summary

Event Number 25

	Record	Split	Name	NAT Code	Location	Date
WR	57.13	27.94	SMITH Regan E	USA	Indianapolis (USA)	18 JUN 2024
AR	57.13	27.94	SMITH Regan	USA	Indianapolis, IN (USA)	18 JUN 2024
US	57.13	27.94	SMITH Regan	USA	Indianapolis, IN (USA)	18 JUN 2024
WJ	57.57	27.74	SMITH Regan E	USA	Gwangju (KOR)	28 JUL 2019

Rank	Heat	Lane	Name	Club Code	Year of Birth	R.T.	50m	Time	Time Behind
1	4	4	SMITH Regan	TXLA	2002	0.60	28.55	58.75 30.20	A
2	3	4	BERKOFF Katharine	WOLFNC	2001	0.61	28.94	59.60 30.66	0.85 A
3	2	4	MASSE Kylie	CAN	1996	0.59	28.78	59.95 31.17	1.20 A
4	3	5	WHITE Rhyan	WOLFNC	2000	0.63	29.04	1:00.19 31.15	1.44 A
5	2	5	ERISMAN Rylee	LAKR	◆ 2009	0.68	29.50	1:00.78 31.28	2.03 A
6	4	5	WILM Ingrid	CAN	1998	0.63	29.14	1:00.94 31.80	2.19 A
=7	3	3	MISHLER Julie	FASTIN	◆ 2007	0.56	29.30	1:02.12 32.82	3.37 A
=7	4	3	KRYGER Madison	CAN	◆ 2008	0.65	29.89	1:02.12 32.23	3.37 A
9	2	6	LAVIGUEUR Brynn	SYS	◆ 2007	0.70	30.17	1:02.95 32.78	4.20 B
10	2	3	MURDOCK Justine	UN-IL	2003	0.61	30.74	1:03.06 32.32	4.31 B
11	4	6	BERRINO Andrea	ARG	1994	0.61	30.65	1:03.14 32.49	4.39 B
12	3	2	RODGERS Sienna	UCSC	◆ 2007	0.59	30.58	1:03.33 32.75	4.58 B
13	3	6	LENAHAN Tierney	WILD	◆ 2007	0.64	30.95	1:03.49 32.54	4.74 B
14	2	2	SOTOMAYOR Alexia	SAS	2006	0.56	30.54	1:03.66 33.12	4.91 B
15	3	7	ARNALL Ines	WEST	◆ 2008	0.81	31.06	1:03.82 32.76	5.07 B
16	1	5	ARNALL Alba	WEST	◆ 2008	0.67	30.80	1:04.18 33.38	5.43 B
17	4	8	SAFARIKOVA Olivia	WILD	◆ 2007	0.67	31.78	1:04.59 32.81	5.84 C
18	3	8	MUSICK Olivia	WILD	◆ 2008	0.63	31.52	1:04.89 33.37	6.14 C
19	4	7	SOREL Martine	TQ	2005	0.52	31.19	1:04.91 33.72	6.16 C
20	4	1	ERLENSDOTTIR Elisabeth	GTCH	2005	0.70	30.86	1:04.99 34.13	6.24 C
21	4	2	SIQUEIRA ALMEIDA Nathalia	BRA	1996	0.63	31.09	1:05.08 33.99	6.33 C
22	3	1	ROBITAILLE Florence	TQ	◆ 2008	0.66	31.85	1:05.30 33.45	6.55 C
23	2	1	McCOY Taylor	COUG	1999	0.58	31.74	1:05.60 33.86	6.85 C
24	2	7	AQUINO Gracyn	UN-MVN	◆ 2007	0.87	31.21	1:05.83 34.62	7.08 C

Official Timekeeping by Omega





2025 TYR Pro Swim Series

Westmont, IL

March 5 - 8



Event 25

8 MAR 2025 - 9:00 AM

Women's 100m Backstroke

Heats

Results Summary

Event Number 25

Rank	Heat	Lane	Name	Club Code	Year of Birth	R.T.	50m	Time	Time Behind	
25	2	8	WANG Ariel	WSU	2004	0.65	31.94	1:05.96 34.02	7.21	R
26	1	3	SHIMKUS Marin	WILD	♦ 2007	0.64	32.11	1:07.45 35.34	8.70	R
27	1	4	KRISTMANNSDOTTIR Yifa	SA	♦ 2008	0.58	32.51	1:08.07 35.56	9.32	
28	1	6	KING Pilar	UN-GA	♦ 2008	0.67	32.24	1:08.19 35.95	9.44	

Legend:

=	Equal rank	♦	Junior swimmer	A	Qualified for final A	AR	American Record
B	Qualified for final B	C	Qualified for final C	R	Reserve	R.T.	Reaction Time
US	US Open Record	WJ	World Junior Record	WR	World Record		

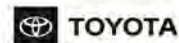
Official Timekeeping by Omega



FLUIDRA



OneAmerica
Financial





2025 TYR Pro Swim Series

Westmont, IL

March 5 - 8



Event 26

8 MAR 2025 - 9:09 AM

Men's 100m Backstroke

Heats

Results Summary

Event Number 26

	Record	Split	Name	NAT Code	Location	Date
WR	51.60	25.14	CECCON Thomas	ITA	Budapest (HUN)	20 JUN 2022
AR	51.85	25.13	MURPHY Ryan	USA	Rio de Janeiro (BRA)	13 AUG 2016
US	51.94	25.35	PEIRSOL Aaron	USA	Indianapolis, IN (USA)	8 JUL 2009
WJ	52.08	25.00	LIFINCEV Miron	RUS	Ekaterinburg (RUS)	28 JUL 2024

Rank	Heat	Lane	Name	Club Code	Year of Birth	R.T.	50m	Time	Time Behind
1	2	4	JANTON Tommy	UN-IN	2004	0.65	25.95	54.31 28.36	A
2	3	4	CASAS Shaine	TXLA	1999	0.54	26.28	54.81 28.53	0.50 A
3	4	5	DOLAN Jack	SUN	2000	0.66	26.52	55.29 28.77	0.98 A
4	4	3	PRATT Cole	CAN	2002	0.60	26.89	55.47 28.58	1.16 A
5	2	3	KOSIAN Yurii	UN-IN	2002	0.61	27.14	56.19 29.05	1.88 A
6	2	6	WINKLER Finn	FASTIN	2004	0.60	27.27	56.22 28.95	1.91 A
7	3	5	GERCHIK David	NU	2001	0.67	27.46	56.69 29.23	2.38 A
8	2	5	MORALES Yeziel	MVN	1996	0.54	27.56	57.00 29.44	2.69 A
9	4	8	POPOVIC Ljubomir	UN-IL	2004	0.88	28.52	57.13 28.61	2.82 B
10	4	2	MOODY Paul	GWA	◆ 2008	0.88	27.84	57.23 29.39	2.92 B
11	3	3	GROTERS Patrick	MVN	1999	0.72	27.55	57.37 29.82	3.06 B
12	2	2	MELNYCHUK David	SYS	◆ 2007	0.79	27.80	57.93 30.13	3.62 B
13	3	7	LEVINE Aidan	TBAY	◆ 2007	0.79	27.95	57.97 30.02	3.66 B
14	3	6	KELLY Andy	UN-IN	2003	0.52	28.10	57.99 29.89	3.68 B
15	1	5	MACHT Sascha	BSS	2006	0.62	27.83	58.19 30.36	3.88 B
16	2	8	WU Tim	PLS	◆ 2008	0.70	28.43	58.29 29.86	3.98 B
17	1	7	McINTOSH Luke	TBAY	◆ 2009	0.68	28.15	58.61 30.46	4.30 C
18	3	1	THOMAS Nathaniel	UN-IN	2004	0.74	28.30	58.92 30.62	4.61 C
19	1	2	SULLIVAN Jack	UN-IN	2005	0.63	28.47	59.09 30.62	4.78 C
20	1	4	KOH Gus	WILD	2006	0.74	29.03	59.80 30.77	5.49 C
21	4	7	SOHOVICH Xavier	BSS	◆ 2007	0.73	29.00	59.84 30.84	5.53 C
22	3	8	FILIPOV Velizar	FMC	◆ 2008	0.63	28.67	59.91 31.24	5.60 C
23	3	2	CARRINGTON Liam	BSS	◆ 2008	0.69	28.48	1:00.16 31.68	5.85 C
24	2	1	KRAVCHENKO Andy	BSS	◆ 2007	0.70	28.78	1:00.40 31.62	6.09 C

Official Timekeeping by Omega





2025 TYR Pro Swim Series

Westmont, IL

March 5 - 8



Event 26

8 MAR 2025 - 9:09 AM

Men's 100m Backstroke

Heats

Results Summary

Event Number 26

Rank	Heat	Lane	Name	Club Code	Year of Birth	R.T.	50m	Time	Time Behind	
25	1	6	PAREJA Pablo	FMC	◆ 2007	0.64	28.93	1:01.52 32.59	7.21	R
	1	3	DESTANG Antoine	BSS	◆ 2008			DNS		
	2	7	CHUNG Ethan	WILD	◆ 2007			DNS		
	4	1	KOHL Rayburn	MYST	◆ 2007			DNS		
	4	4	ARMSTRONG Hunter	NYAC	2001			DNS		
	4	6	BALTAYTIS Aaron	NU	2005			DNS		

Legend:

◆	Junior swimmer	A	Qualified for final A	AR	American Record	B	Qualified for final B
C	Qualified for final C	DNS	Did Not Start	R	Reserve	R.T.	Reaction Time
US	US Open Record	WJ	World Junior Record	WR	World Record		

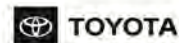
Official Timekeeping by Omega



FLUIDRA



OneAmerica
Financial





2025 TYR Pro Swim Series

Westmont, IL

March 5 - 8



Event 27

8 MAR 2025 - 9:26 AM

Women's 200m Breaststroke

Heats

Results Summary

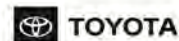
REVISED
8 MAR 9:51

Event Number 27

	Record	Splits	Name	NAT Code	Location	Date
WR	2:17.55	32.13 1:07.28 1:42.47	CHIKUNOVA Evgeniia	RUS	Kazan (RUS)	21 APR 2023
AR	2:19.24	31.83 1:07.09 1:42.89	DOUGLASS Kate	USA	Paris (FRA)	8 JAN 2024
US	2:19.30	32.01 1:07.05 1:42.97	DOUGLASS Kate	USA	Knoxville, TX (USA)	13 JAN 2024
WJ	2:19.64	32.10 1:07.59 1:43.52	GUNES Viktoria Zeynep	TUR	Singapore (SGP)	30 AUG 2015

Rank	Heat	Lane	Name	Club Code	Year of Birth	R.T.	50m	100m	150m	Time	Time Behind
1	3	4	DOUGLASS Kate	NYAC	2001	0.71	32.88	1:10.07 37.19	1:47.79 37.72	2:25.40	A
2	2	4	ELENDT Anna	TXLA	2001	0.71	33.55	1:11.32 37.77	1:49.37 38.05	2:28.88	3.48 A
3	3	3	HARVEY Mary-Sophie	TQ	1999	0.74	34.16	1:12.02 37.86	1:50.20 38.18	2:29.57	4.17 A
4	1	4	ASSIS Gabriele	FRJ	◆ 2009	0.65	33.98	1:12.45 38.47	1:50.93 38.48	2:30.66	5.26 A
5	1	5	ANGUS Sophie	CAN	1999	0.73	34.29	1:12.77 38.48	1:51.85 39.08	2:31.87	6.47 A
6	2	5	ODGERS Isabelle	NOVA	2000	0.76	34.75	1:13.45 38.70	1:52.70 39.25	2:33.20	7.80 A
7	1	2	BENNETT Taylor	PLS	◆ 2010	0.74	35.51	1:15.30 39.79	1:55.27 39.97	2:35.36	9.96 A
8	1	3	MORETH Maddie	VSC	◆ 2008	0.61	34.19	1:13.61 39.42	1:54.51 40.90	2:35.66	10.26 A
9	2	3	BLANCHARD Kamila	TQ	◆ 2007	0.70	35.71	1:15.65 39.94	1:56.85 41.20	2:38.61	13.21 B
10	3	5	CEBALLOS Macarena	ARG	1995	0.72	35.27	1:14.95 39.68	1:55.67 40.72	2:38.74	13.34 B
11	1	1	DAVIS Meagan	UN-GA	2006	0.75	36.78	1:17.68 40.90	1:58.44 40.76	2:41.31	15.91 B
12	2	1	GRIFFIS Erin	UN-PC	◆ 2009	0.75	36.25	1:17.22 40.97	1:58.96 41.74	2:41.41	16.01 B
13	3	2	ILKIU Erika	PAC	2006	0.69	36.59	1:17.27 40.68	1:58.65 41.38	2:42.26	16.86 B
14	3	7	PARSON Lucy	USSD	◆ 2009	0.83	35.65	1:16.46 40.81	2:00.11 43.65	2:43.59	18.19 B
15	2	2	HOWARD Cecilia	BC	◆ 2007	0.70	34.69	1:16.27 41.58	1:59.02 42.75	2:43.88	18.48 B
16	3	6	KING Madi	LFSC	◆ 2010	0.73	36.12	1:17.26 41.14	2:00.25 42.99	2:43.96	18.56 B
17	1	7	SANCHO SANZ Ines	UN-IL	2004	0.67	36.23	1:16.74 40.51	1:59.33 42.59	2:43.97	18.57 C
18	2	7	McNEAL Riley	WILD	◆ 2010	0.69	35.81	1:17.03 41.22	2:01.50 44.47	2:46.36	20.96 C
19	3	1	DOHERTY Anna	FMC	◆ 2007	0.79	35.29	1:17.34 42.05	2:01.57 44.23	2:46.59	21.19 C
	1	6	IANNACCONE Stephanie	WCAB	2004					DNS	
	2	6	PAPANICHOLAS Maggie	UN-IL	2005					DNS	

Official Timekeeping by Omega





2025 TYR Pro Swim Series

Westmont, IL

March 5 - 8



Event 27

8 MAR 2025 - 9:26 AM

Women's 200m Breaststroke

Heats

Results Summary

REVISED
8 MAR 9:51

Event Number 27

Rank	Heat	Lane	Name	Club Code	Year of Birth	R.T.	50m	100m	150m	Time	Time Behind
------	------	------	------	-----------	---------------	------	-----	------	------	------	-------------

Legend:

♦	Junior swimmer	A	Qualified for final A	AR	American Record	B	Qualified for final B
C	Qualified for final C	DNS	Did Not Start	R.T.	Reaction Time	US	US Open Record
WJ	World Junior Record	WR	World Record				

REVISED

The DSQ was overturned

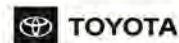
Official Timekeeping by Omega



FLUIDRA



OneAmerica
Financial





2025 TYR Pro Swim Series

Westmont, IL

March 5 - 8



Event 28

8 MAR 2025 - 9:37 AM

Men's 200m Breaststroke

Heats

Results Summary

Event Number 28

	Record	Splits	Name	NAT Code	Location	Date
WR	2:05.48	28.53 1:00.72 1:33.36	QIN Haiyang	CHN	Fukuoka (JPN)	28 JUL 2023
AR	2:06.54	29.19 1:01.50 1:34.00	FALLON Matthew	USA	Indianapolis, IN (USA)	19 JUN 2024
US	2:06.54	29.19 1:01.50 1:34.00	FALLON Matthew	USA	Indianapolis, IN (USA)	19 JUN 2024
WJ	2:08.04	29.05 1:01.92 1:35.48	DONG Zhihao	CHN	Fukuoka (JPN)	28 JUL 2023

Rank	Heat	Lane	Name	Club Code	Year of Birth	R.T.	50m	100m	150m	Time	Time Behind
1	4	4	POUCH Aj	PRVT	2000	0.65	29.99	1:03.17 33.18	1:37.48 34.31	2:13.34	A
2	2	5	HESS Apollo	CAN	2002	0.67	31.01	1:05.45 34.44	1:40.71 35.26	2:16.91	3.57 A
3	3	4	BEY Josh	HHSC	2006	0.66	30.94	1:06.80 35.86	1:42.04 35.24	2:17.95	4.61 A
4	4	5	RODRIGUES Joao	GTCH	2002	0.68	30.87	1:05.81 34.94	1:41.50 35.69	2:18.60	5.26 A
5	3	6	WANG Charles	PASA	◆ 2008	0.74	31.76	1:06.89 35.13	1:42.64 35.75	2:18.74	5.40 A
6	1	5	NICOLA RHO Dante	MCK	2004	0.70	30.61	1:06.35 35.74	1:41.90 35.55	2:18.97	5.63 A
7	4	7	JOOS Louis	BSS	◆ 2007	0.60	31.26	1:06.75 35.49	1:42.79 36.04	2:19.60	6.26 A
8	3	5	CHEN Jerry	PEAQ	2000	0.69	31.62	1:07.50 35.88	1:43.92 36.42	2:20.21	6.87 A
9	1	6	WANG Sirui	PAC	2006	0.66	31.67	1:06.95 35.28	1:42.86 35.91	2:20.84	7.50 B
10	2	3	LANDRY Alexanrdre	SLSC	2003	0.72	32.41	1:08.68 36.27	1:44.78 36.10	2:20.88	7.54 B
11	4	1	YOUNG Lucas	BSS	◆ 2007	0.69	32.07	1:07.77 35.70	1:43.52 35.75	2:21.29	7.95 B
12	3	2	MANGO Giorgio	BA	2004	0.62	32.25	1:08.26 36.01	1:44.24 35.98	2:21.61	8.27 B
13	2	6	CHIAM Cohen	BSS	2006	0.66	32.38	1:08.50 36.12	1:45.03 36.53	2:21.67	8.33 B
14	2	4	MARTIN Giulian	CANE	2006	0.66	32.04	1:08.10 36.06	1:44.20 36.10	2:22.04	8.70 B
15	3	3	MACDONALD Angus	UN-IN	2005	0.79	32.45	1:08.37 35.92	1:44.97 36.60	2:23.46	10.12 B
16	2	7	LEE Jonah	VSC	2006	0.60	31.61	1:07.12 35.51	1:44.79 37.67	2:23.65	10.31 B
17	3	1	LEE Charles	PUR-IN	2005	0.66	33.15	1:09.65 36.50	1:46.16 36.51	2:23.75	10.41 C
18	3	7	CHEN Noah	WILD	◆ 2008	0.70	32.06	1:07.89 35.83	1:45.27 37.38	2:23.87	10.53 C
19	4	8	GONZALEZ-BARBOZA S.	TQ	2005	0.72	33.34	1:10.15 36.81	1:47.70 37.55	2:25.38	12.04 C
20	4	2	BARDAK Tyler	FOX	2006	0.66	32.80	1:09.89 37.09	1:47.43 37.54	2:26.32	12.98 C
21	2	2	WHEELER William	UN-IN	2005	0.65	32.03	1:08.58 36.55	1:47.21 38.63	2:27.64	14.30 C
22	2	1	BENINGTON Patrick	FMC	◆ 2007	0.72	33.22	1:11.11 37.89	1:49.37 38.26	2:28.87	15.53 C
23	1	4	PELINKOVIC Gabriel	FMC	◆ 2009	0.71	32.83	1:10.20 37.37	1:49.14 38.94	2:29.29	15.95 C
24	1	3	ZAMIR Eldad	BSS	2006	0.67	33.07	1:11.82 38.75	1:52.56 40.74	2:32.96	19.62 C

Official Timekeeping by Omega





2025 TYR Pro Swim Series

Westmont, IL

March 5 - 8



Event 28

8 MAR 2025 - 9:37 AM

Men's 200m Breaststroke

Heats

Results Summary

Event Number 28

Rank	Heat	Lane	Name	Club Code	Year of Birth	R.T.	50m	100m	150m	Time	Time Behind
	4	3	WHITTAKER Ray	PUR-IN	2004					DNS	
	4	6	LAM Keian	FOX	2006					DNS	

Legend:

♦	Junior swimmer	A	Qualified for final A	AR	American Record	B	Qualified for final B
C	Qualified for final C	DNS	Did Not Start	R.T.	Reaction Time	US	US Open Record
WJ	World Junior Record	WR	World Record				

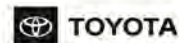
Official Timekeeping by Omega



FLUIDRA



OneAmerica
Financial





2025 TYR Pro Swim Series

Westmont, IL

March 5 - 8



Event 29

8 MAR 2025 - 9:59 AM

Women's 100m Butterfly

Heats

Results Summary

Event Number 29

	Record	Split	Name	NAT Code	Location	Date
WR	55.18	25.45	WALSH Gretchen C	USA	Indianapolis (USA)	15 JUN 2024
AR	55.18	25.45	WALSH Gretchen	USA	Indianapolis, IN (USA)	15 JUN 2024
US	55.18	25.45	WALSH Gretchen	USA	Indianapolis, IN (USA)	15 JUN 2024
WJ	56.33		HIRAI Mizuki	JPN	Yokohama (JPN)	22 JUN 2024

Rank	Heat	Lane	Name	Club Code	Year of Birth	R.T.	50m	Time	Time Behind
1	4	4	SMITH Regan	TXLA	2002	0.70	27.73	58.45 30.72	A
2	2	4	PRICE Lily	AUS	2002	0.75	27.31	58.77 31.46	0.32 A
3	2	2	MANUEL Simone	TXLA	1996	0.68	27.37	59.39 32.02	0.94 A
4	2	6	GIGOVIC Matea	CAN	◆ 2008	0.64	28.06	1:00.29 32.23	1.84 A
5	3	4	HARVEY Mary-Sophie	TQ	1999	0.72	28.62	1:00.33 31.71	1.88 A
6	4	5	MINTENKO Madi	PPA	◆ 2007	0.77	28.31	1:00.68 32.37	2.23 A
7	3	3	ZHANG Kelsey	UN-PC	◆ 2007	0.62	28.47	1:00.91 32.44	2.46 A
8	4	1	HETLAND Maya	PASA	◆ 2008	0.70	28.48	1:00.94 32.46	2.49 A
9	3	5	KLINKER Rachel	CAL	2000	0.72	28.89	1:01.14 32.25	2.69 B
10	2	8	OLEKSIK Penny	MVN	2000	0.69	28.63	1:01.36 32.73	2.91 B
11	3	2	RIPKOVA Zora	GTCH	2002	0.71	28.76	1:01.58 32.82	3.13 B
12	4	3	SANSORES de la FUENT A.	UN-NT	2000	0.73	28.57	1:01.80 33.23	3.35 B
13	2	3	WHITE Rhyan	WOLFNC	2000	0.69	28.64	1:01.96 33.32	3.51 B
14	3	6	DETTTER Ella	UN-PC	2006	0.70	29.14	1:02.08 32.94	3.63 B
15	4	6	STINSON Chloe	UN-MVN	2006	0.78	28.99	1:02.69 33.70	4.24 B
=16	3	1	ARNALL Ines	WEST	◆ 2008	0.80	29.23	1:02.83 33.60	4.38 ?
=16	3	7	CLARK Maxine	UCSC	◆ 2008	0.72	29.38	1:02.83 33.45	4.38 ?
=18	1	3	ARNALL Alba	WEST	◆ 2008	0.71	29.48	1:02.84 33.36	4.39 C
=18	3	8	REVILAK FONSECA Sofia	UN-NT	1997	0.69	29.19	1:02.84 33.65	4.39 C
20	1	6	BOLTON Zara	WILD	2006	0.73	30.57	1:02.96 32.39	4.51 C
21	4	7	SOTOMAYOR Alexia	SAS	2006	0.51	29.23	1:03.06 33.83	4.61 C
=22	1	4	HAYASHI Maddi	UN-IL	2006	0.75	29.53	1:03.08 33.55	4.63 C
=22	4	8	DETTTER Olivia	UN-PC	2005	0.73	28.69	1:03.08 34.39	4.63 C
24	2	5	ROCHA Joice Otero	FRJ	◆ 2008	0.71	28.84	1:03.32 34.48	4.87 C

Official Timekeeping by Omega





2025 TYR Pro Swim Series

Westmont, IL

March 5 - 8



Event 29

8 MAR 2025 - 9:59 AM

Women's 100m Butterfly

Heats

Results Summary

Event Number 29

Rank	Heat	Lane	Name	Club Code	Year of Birth	R.T.	50m	Time	Time Behind	
25	2	1	KRYGER Madison	CAN	◆ 2008	0.80	29.27	1:03.46 34.19	5.01	R
26	1	5	KOENIG-SONG Addy	WILD	◆ 2010	0.74	29.56	1:03.49 33.93	5.04	R
27	4	2	BLEAKNEY Lila	NU	2006	0.75	29.47	1:03.56 34.09	5.11	
28	2	7	RODGERS Sienna	UCSC	◆ 2007	0.70	30.06	1:04.21 34.15	5.76	

Legend:

?	Involved in swim-off	=	Equal rank	◆	Junior swimmer	A	Qualified for final A
AR	American Record	B	Qualified for final B	C	Qualified for final C	R	Reserve
R.T.	Reaction Time	US	US Open Record	WJ	World Junior Record	WR	World Record

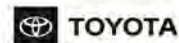
Official Timekeeping by Omega



FLUIDRA



OneAmerica
Financial





2025 TYR Pro Swim Series

Westmont, IL

March 5 - 8



Event 30

8 MAR 2025 - 10:07 AM

Men's 100m Butterfly

Heats

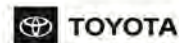
Results Summary

Event Number 30

	Record	Split	Name	NAT Code	Location	Date
WR	49.45	23.00	DRESSEL Caeleb	USA	Tokyo (JPN)	31 JUL 2021
AR	49.45	23.00	DRESSEL Caeleb	USA	Tokyo (JPN)	30 JUL 2021
US	49.76	23.31	DRESSEL Caeleb	USA	Omaha, NE (USA)	18 JUN 2021
WJ	50.62	23.85	MILAK Kristof	HUN	Budapest (HUN)	29 JUL 2017

Rank	Heat	Lane	Name	Club Code	Year of Birth	R.T.	50m	Time	Time Behind
1	5	4	CASAS Shaine	TXLA	1999	0.68	23.92	52.41 28.49	A
2	3	4	JULIAN Trenton	MVN	1998	0.65	25.10	52.91 27.81	0.50 A
3	3	3	MUHAMMAD Kamal	UN-CA	2003	0.68	24.60	53.05 28.45	0.64 A
4	4	4	MARQUART MOTA Kayky	TNAQ	1999	0.65	24.87	53.24 28.37	0.83 A
5	5	5	DAHLGREN Jack	AQJT	2000	0.65	25.05	53.55 28.50	1.14 A
6	4	5	CAZAU Ulises	ARG	2005	0.75	24.80	53.62 28.82	1.21 A
7	3	5	SHACKELL Aaron	CSC-IN	2004	0.64	25.25	54.30 29.05	1.89 A
8	4	6	YEBOAH Robin	GTCH	2003	0.64	25.22	54.57 29.35	2.16 A
9	1	4	CARLISLE Caleb	UN-WI	2005	0.70	25.01	54.60 29.59	2.19 B
10	5	8	SOBENES Nicolas	DM	2005	0.65	25.74	54.63 28.89	2.22 B
11	3	2	BALLADONE Sofus	OLY	2002	0.69	25.12	54.68 29.56	2.27 B
12	2	1	MARRUGO MONTANO Camilo	CNV	2002	0.71	25.49	54.69 29.20	2.28 B
13	5	1	WINKLER Finn	FASTIN	2004	0.65	25.65	55.13 29.48	2.72 B
=14	2	8	BALDUCCINI Ricky	GTCH	2004	0.81	25.63	55.15 29.52	2.74 B
=14	4	3	SHLEGEL Gal	NU	2002	0.71	25.35	55.15 29.80	2.74 B
16	4	1	CYNOR Quinn	UN-IL	2002	0.71	25.99	55.17 29.18	2.76 B
17	3	1	DIAZ Manuel	MVN	2006	0.69	25.52	55.34 29.82	2.93 C
18	2	5	DREYER Tuja	UCSC	◆ 2007	0.70	25.56	55.37 29.81	2.96 C
19	3	6	RYBIN Roman	KING	1990	0.66	25.63	55.60 29.97	3.19 C
20	4	2	PARISE Zachary	TQ	2006	0.79	25.97	56.11 30.14	3.70 C
=21	2	2	KAPLAN Aidan	WILD	◆ 2008	0.78	26.21	56.13 29.92	3.72 C
=21	5	3	MORALES Yeziel	MVN	1996	0.64	25.90	56.13 30.23	3.72 C
23	4	7	PEREZ CARRASCO Lio	SSTY	2002	0.66	26.22	56.14 29.92	3.73 C
24	2	4	ROSARIO Diego	PAC	2006	0.67	26.28	56.29 30.01	3.88 C

Official Timekeeping by Omega





2025 TYR Pro Swim Series

Westmont, IL

March 5 - 8



Event 30

8 MAR 2025 - 10:07 AM

Men's 100m Butterfly

Heats

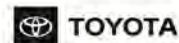
Results Summary

Event Number 30

Rank	Heat	Lane	Name	Club Code	Year of Birth	R.T.	50m	Time	Time Behind	
25	3	7	DORVILLE Tristan	BSS	◆ 2007	0.63	26.55	57.08 30.53	4.67	R
26	2	3	LAPYS Augustas	PAC	◆ 2007	0.84	26.81	57.22 30.41	4.81	R
27	5	7	DESTANG Antoine	BSS	◆ 2008	0.57	26.86	57.44 30.58	5.03	
28	5	2	BALTAYTIS Aaron	NU	2005	0.65	25.74	57.48 31.74	5.07	
29	3	8	VOICU Sebastien	TQ	2004	0.71	26.58	57.60 31.02	5.19	
30	2	7	LIU Jiantong	EVO	2004	0.78	26.65	57.86 31.21	5.45	
31	1	5	LEVINE Aidan	TBAY	◆ 2007	0.65	27.58	1:00.07 32.49	7.66	
	1	3	GOLDSTEIN Jared	WILD	◆ 2008			DNS		
	2	6	KOHL Rayburn	MYST	◆ 2007			DNS		
	4	8	HILL Xavier	UN-CO	2004			DNS		
	5	6	MACHT Sascha	BSS	2006			DNS		

Legend:										
=	Equal rank	◆	Junior swimmer	A	Qualified for final A	AR	American Record			
B	Qualified for final B	C	Qualified for final C	DNS	Did Not Start	R	Reserve			
R.T.	Reaction Time	US	US Open Record	WJ	World Junior Record	WR	World Record			

Official Timekeeping by Omega





2025 TYR Pro Swim Series

Westmont, IL

March 5 - 8



Event 31

8 MAR 2025 - 10:24 AM

Women's 200m Individual Medley

Heats

Results Summary

Event Number 31

	Record	Splits	Name	NAT Code	Location	Date
WR	2:06.12	27.30 58.94 1:35.64	HOSSZU Katinka	HUN	Kazan (RUS)	3 AUG 2015
AR	2:06.15	27.72 59.24 1:36.31	KUKORS Ariana	USA	Rome (ITA)	27 JUL 2009
US	2:06.79	26.78 1:00.05 1:36.62	DOUGLASS Kate	USA	Indianapolis, IN (USA)	22 JUN 2024
WJ	2:06.56	26.80 58.60 1:36.13	McINTOSH Summer	CAN	Paris (FRA)	3 AUG 2024

Rank	Heat	Lane	Name	Club Code	Year of Birth	R.T.	50m	100m	150m	Time	Time Behind
1	4	4	McINTOSH Summer	SYS	2006	0.76	27.70	1:02.16 34.46	1:41.21 39.05	2:13.17	A
2	3	4	HARVEY Mary-Sophie	TQ	1999	0.71	28.92	1:03.58 34.66	1:41.74 38.16	2:13.73	0.56 A
3	2	4	IVEY Isabel	GSC-FL	2000	0.73	28.39	1:02.68 34.29	1:41.98 39.30	2:14.12	0.95 A
4	4	5	O'DELL Teagan	UN-MVN	2006	0.73	28.86	1:03.96 35.10	1:44.76 40.80	2:17.16	3.99 A
5	1	3	WHITE Rhyan	WOLFNC	2000	0.71	28.91	1:03.05 34.14	1:45.17 42.12	2:18.00	4.83 A
6	2	5	ODGERS Isabelle	NOVA	2000	0.77	29.54	1:07.92 38.38	1:46.52 38.60	2:19.35	6.18 A
7	4	3	ZHANG Kelsey	UN-PC	◆ 2007	0.64	29.57	1:05.27 35.70	1:46.80 41.53	2:19.39	6.22 A
8	3	5	SIQUEIRA ALMEIDA Nathalia	BRA	1996	0.68	29.48	1:04.29 34.81	1:46.64 42.35	2:19.56	6.39 A
9	3	7	HETLAND Maya	PASA	◆ 2008	0.73	29.87	1:05.13 35.26	1:47.02 41.89	2:19.71	6.54 B
10	3	2	BENNETT Brooke	PLS	◆ 2008	0.73	30.92	1:07.03 36.11	1:48.22 41.19	2:20.50	7.33 B
11	2	7	WANG Ariel	WSU	2004	0.63	30.32	1:05.72 35.40	1:47.71 41.99	2:20.62	7.45 B
12	2	3	MINTENKO Madi	PPA	◆ 2007	0.77	29.69	1:06.17 36.48	1:49.89 43.72	2:21.22	8.05 B
13	4	6	JACKL Vivien	HUN	◆ 2008	0.79	30.38	1:04.74 34.36	1:48.71 43.97	2:21.31	8.14 B
14	4	2	KOENIG-SONG Grace	WILD	◆ 2010	0.71	29.77	1:07.51 37.74	1:48.14 40.63	2:21.92	8.75 B
15	3	1	HUTCHINSON Rylee	PLS	◆ 2008	0.73	30.32	1:07.39 37.07	1:49.59 42.20	2:22.65	9.48 B
16	3	3	BLANCHARD Kamila	TQ	◆ 2007	0.72	30.74	1:08.14 37.40	1:49.67 41.53	2:22.75	9.58 B
17	2	6	MULLINS Lainey	UN-IN	2005	0.85	30.65	1:07.77 37.12	1:51.32 43.55	2:23.01	9.84 C
18	2	1	NICHOLSON-JODOIN Annie	TQ	◆ 2008	0.72	30.45	1:06.62 36.17	1:49.33 42.71	2:23.52	10.35 C
19	3	6	IANNACCONE Stephanie	WCAB	2004	0.63	30.40	1:07.24 36.84	1:49.05 41.81	2:23.59	10.42 C
20	4	7	CHRISTENSEN Nicole	UN-MVN	◆ 2007	0.74	30.24	1:06.31 36.07	1:49.48 43.17	2:23.80	10.63 C
21	2	2	McCOY Taylor	COUG	1999	0.66	31.69	1:08.31 36.62	1:50.27 41.96	2:24.09	10.92 C
22	1	4	GRIFFIS Erin	UN-PC	◆ 2009	0.73	30.85	1:07.35 36.50	1:49.82 42.47	2:24.45	11.28 C
23	4	1	CLARK Maxine	UCSC	◆ 2008	0.75	29.78	1:08.55 38.77	1:51.29 42.74	2:25.53	12.36 C
24	4	8	HOWARD Cecilia	BC	◆ 2007	0.70	31.87	1:11.48 39.61	1:53.51 42.03	2:27.43	14.26 C

Official Timekeeping by Omega





2025 TYR Pro Swim Series

Westmont, IL

March 5 - 8



Event 31

8 MAR 2025 - 10:24 AM

Women's 200m Individual Medley

Heats

Results Summary

Event Number 31

Rank	Heat	Lane	Name	Club Code	Year of Birth	R.T.	50m	100m	150m	Time	Time Behind
25	1	5	KING Madi	LFSC	◆ 2010	0.70	32.01	1:11.91 39.90	1:54.11 42.20	2:30.34 36.23	17.17 R
	3	8	LAVIGUEUR Brynn	SYS	◆ 2007					DNS	

Legend:

◆	Junior swimmer	A	Qualified for final A	AR	American Record	B	Qualified for final B
C	Qualified for final C	DNS	Did Not Start	R	Reserve	R.T.	Reaction Time
US	US Open Record	WJ	World Junior Record	WR	World Record		

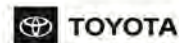
Official Timekeeping by Omega



FLUIDRA



OneAmerica
Financial





2025 TYR Pro Swim Series

Westmont, IL

March 5 - 8



Event 32

8 MAR 2025 - 10:38 AM

Men's 200m Individual Medley

Heats

Results Summary

Event Number 32

	Record	Splits	Name	NAT Code	Location	Date
WR	1:54.00	24.89 53.48 1:26.51	LOCHTE Ryan	USA	Shanghai (CHN)	28 JUL 2011
AR	1:54.00	24.89 53.48 1:26.51	LOCHTE Ryan	USA	Shanghai (CHN)	28 JUL 2011
US	1:54.43	24.86 53.28 1:26.69	LOCHTE Ryan	USA	Irvine, CA (USA)	8 SEP 2010
WJ	1:56.99	24.74 53.90 1:28.95	KOS Hubert	HUN	Budapest (HUN)	19 MAY 2021

Rank	Heat	Lane	Name	Club Code	Year of Birth	R.T.	50m	100m	150m	Time	Time Behind
1	3	4	FOSTER Carson	RAYS	2001	0.65	25.83	56.18	1:30.89	2:01.55	A
								30.35	34.71	30.66	
2	2	5	ANDREW Michael	SUN	1999	0.72	25.51	57.27	1:32.45	2:02.08	0.53 A
								31.76	35.18	29.63	
3	3	5	HOUSE Grant	SUN	1998	0.65	25.58	57.09	1:32.58	2:02.43	0.88 A
								31.51	35.49	29.85	
4	2	4	JULIAN Trenton	MVN	1998	0.67	26.25	59.16	1:33.88	2:03.52	1.97 A
								32.91	34.72	29.64	
5	3	3	MATEOS Matheo	UN-IN	2000	0.72	26.32	59.29	1:34.97	2:04.40	2.85 A
								32.97	35.68	29.43	
6	2	3	KIM Laon	UCSC	◆ 2008	0.65	26.59	59.68	1:36.07	2:04.94	3.39 A
								33.09	36.39	28.87	
7	1	4	SAKA Berke	GTCH	2003	0.69	26.33	57.20	1:33.54	2:05.00	3.45 A
								30.87	36.34	31.46	
8	3	6	MACDONALD Angus	UN-IN	2005	0.78	26.89	1:00.00	1:36.03	2:06.65	5.10 A
								33.11	36.03	30.62	
9	1	6	HEISIG Charlie	UN-IN	2005	0.58	27.56	1:00.51	1:37.15	2:06.70	5.15 B
								32.95	36.64	29.55	
10	1	5	GROTTERS Patrick	MVN	1999	0.71	26.75	57.98	1:36.19	2:06.95	5.40 B
								31.23	38.21	30.76	
11	2	6	WU Tim	PLS	◆ 2008	0.61	27.51	59.62	1:38.30	2:07.59	6.04 B
								32.11	38.68	29.29	
12	2	2	PRIZLER Tristan	NU	2005	0.64	27.42	58.98	1:35.83	2:07.84	6.29 B
								31.56	36.85	32.01	
13	2	1	DREYER Tuja	UCSC	◆ 2007	0.72	26.48	59.65	1:38.07	2:08.52	6.97 B
								33.17	38.42	30.45	
14	1	7	VALDEZ Kyle	UN-AZ	2002	0.65	28.31	1:01.79	1:38.67	2:09.71	8.16 B
								33.48	36.88	31.04	
15	1	3	ESCUDEIRO Guilherme	FRJ	◆ 2007	0.69	27.05	1:01.28	1:40.61	2:09.84	8.29 B
								34.23	39.33	29.23	
16	3	7	CHIAM Cohen	BSS	2006	0.62	28.08	1:03.24	1:40.11	2:11.36	9.81 B
								35.16	36.87	31.25	
17	1	1	GONZALEZ-BARBOZA S.	TQ	2005	0.70	28.14	1:03.46	1:41.34	2:12.01	10.46 C
								35.32	37.88	30.67	
18	3	1	TRACY Charlie	UN-IN	2006	0.75	27.79	1:02.06	1:42.33	2:13.60	12.05 C
								34.27	40.27	31.27	
19	2	7	JOOS Louis	BSS	◆ 2007	0.59	28.90	1:06.50	1:44.03	2:15.16	13.61 C
								37.60	37.53	31.13	
20	3	2	MARTIN Giulian	CANE	2006	0.69	28.19	1:02.74	1:42.98	2:16.95	15.40 C
								34.55	40.24	33.97	
21	1	2	MACHT Sascha	BSS	2006	0.69	27.74	1:02.70	1:42.71	2:17.01	15.46 C
								34.96	40.01	34.30	
22	3	8	CARRINGTON Liam	BSS	◆ 2008	0.72	28.83	1:03.57	1:46.66	2:20.08	18.53 C
								34.74	43.09	33.42	
	1	8	LEVINE Aidan	TBAY	◆ 2007					DNS	
	2	8	DIAZ Manuel	MVN	2006					DNS	

Official Timekeeping by Omega





2025 TYR Pro Swim Series

Westmont, IL

March 5 - 8



Event 32

8 MAR 2025 - 10:38 AM

Men's 200m Individual Medley

Heats

Results Summary

Event Number 32

Rank	Heat	Lane	Name	Club Code	Year of Birth	R.T.	50m	100m	150m	Time	Time Behind
------	------	------	------	-----------	---------------	------	-----	------	------	------	-------------

Legend:

♦	Junior swimmer	A	Qualified for final A	AR	American Record	B	Qualified for final B
C	Qualified for final C	DNS	Did Not Start	R.T.	Reaction Time	US	US Open Record
WJ	World Junior Record	WR	World Record				

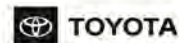
Official Timekeeping by Omega



FLUIDRA



OneAmerica Financial





2025 TYR Pro Swim Series

Westmont, IL

March 5 - 8



Event 33

8 MAR 2025 - 10:46 AM

Women's 50m Freestyle

Heats

Results Summary

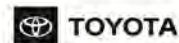
Event Number 33

	Record	Name	NAT Code	Location	Date
WR	23.61	SJOSTROM Sarah	SWE	Fukuoka (JPN)	29 JUL 2023
AR	23.91	DOUGLASS Kate	USA	Doha (QAT)	18 FEB 2024
US	24.00	WEITZEIL Abbey	USA	Indianapolis, IN (USA)	1 JUL 2023
WJ	24.17	CURZAN Claire M	USA	Cary (USA)	14 MAY 2021

Rank	Heat	Lane	Name	Club Code	Year of Birth	R.T.	Time	Time Behind
1	4	4	WASICK Kasia	UN-NT	1992	0.67	24.81	A
2	5	4	DOUGLASS Kate	NYAC	2001	0.68	24.85	0.04 A
3	3	4	HARRIS Meg	AUS	2002	0.72	25.07	0.26 A
4	5	5	MANUEL Simone	TXLA	1996	0.67	25.11	0.30 A
5	3	5	ERISMAN Rylee	LAKR	♦ 2009	0.71	25.22	0.41 A
6	4	5	CONNOLLY Erika	TNAQ	1998	0.67	25.46	0.65 A
=7	4	2	NIKONOVA Ekaterina	UN-IL	2003	0.69	25.58	0.77 A
=7	4	6	PRICE Lily	AUS	2002	0.74	25.58	0.77 A
9	3	3	MISHLER Julie	FASTIN	♦ 2007	0.70	25.59	0.78 B
10	4	3	OLEKSIAK Penny	MVN	2000	0.70	25.73	0.92 B
11	3	6	STANISAVLJEVIC Nina	GTCH	2004	0.68	25.76	0.95 B
12	5	6	BERKOFF Katharine	WOLFNC	2001	0.73	25.98	1.17 B
13	5	8	WILM Ingrid	CAN	1998	0.72	26.03	1.22 B
14	5	7	BERRINO Andrea	ARG	1994	0.69	26.04	1.23 B
15	4	7	HADJILOIZOU Anna	GTCH	2004	0.62	26.10	1.29 B
16	5	1	O'DELL Teagan	UN-MVN	2006	0.71	26.28	1.47 B
=17	3	7	GIGOVIC Matea	CAN	♦ 2008	0.63	26.43	1.62 C
=17	5	3	SANSORES de la FUENT A.	UN-NT	2000	0.72	26.43	1.62 C
19	4	8	AQUINO Gracyn	UN-MVN	♦ 2007	0.79	26.45	1.64 C
20	3	2	HEIZER Abigail	SPAC	2006	0.57	26.57	1.76 C
21	3	1	LAVIGUEUR Brynn	SYS	♦ 2007	0.75	26.66	1.85 C
22	2	4	GROSSENBACH Aria	PAC	♦ 2008	0.70	26.90	2.09 C
23	2	6	STOUTE Heidi	BSS	♦ 2009	0.74	26.98	2.17 C
24	2	7	DETTOR Olivia	UN-PC	2005	0.63	27.04	2.23 C
25	1	3	ARNALL Ines	WEST	♦ 2008	0.71	27.07	2.26 R
26	5	2	REVILAK FONSECA Sofia	UN-NT	1997	0.68	27.10	2.29 R
27	1	5	O'DONNELL Maeve	WILD	♦ 2007	0.68	27.11	2.30
28	4	1	LENAHAN Tierney	WILD	♦ 2007	0.71	27.21	2.40
29	1	4	SHIMKUS Marin	WILD	♦ 2007	0.63	27.23	2.42
=30	2	3	STINSON Chloe	UN-MVN	2006	0.74	27.52	2.71
=30	2	5	KING Pilar	UN-GA	♦ 2008	0.71	27.52	2.71
32	2	2	ZINIS Kamile	FMC	2006	0.73	27.71	2.90
	2	1	MEERS Imogen	UN-PC	2002		DNS	
	2	8	ELIACIN Brooke	PAC	♦ 2008		DNS	
	3	8	JUIRIS Sarah	FMC	♦ 2007		DNS	

Legend:							
=	Equal rank	♦	Junior swimmer	A	Qualified for final A	AR	American Record
B	Qualified for final B	C	Qualified for final C	DNS	Did Not Start	R	Reserve
R.T.	Reaction Time	US	US Open Record	WJ	World Junior Record	WR	World Record

Official Timekeeping by Omega





2025 TYR Pro Swim Series

Westmont, IL

March 5 - 8



Event 34

8 MAR 2025 - 11:02 AM

Men's 50m Freestyle

Heats

Results Summary

Event Number 34

	Record	Name	NAT Code	Location	Date
WR	20.91	CIELO Cesar	BRA	Sao Paulo (BRA)	18 DEC 2009
AR	21.04	DRESSEL Caeleb	USA	Omaha, NE (USA)	20 JUN 2021
US	21.04	DRESSEL Caeleb	USA	Omaha, NE (USA)	20 JUN 2021
WJ	21.75	ANDREW Michael C	USA	Indianapolis (USA)	25 AUG 2017
=WJ	21.75	ANDREW Michael C	USA	Indianapolis (USA)	26 AUG 2017

Rank	Heat	Lane	Name	Club Code	Year of Birth	R.T.	Time	Time Behind
1	4	4	SCHREUDERS Mikel	SUN	1998	0.65	22.26	A
2	5	5	DOLAN Jack	SUN	2000	0.68	22.41	0.15 A
3	6	5	KISIL Yuri	CAN	1995	0.64	22.55	0.29 A
4	4	6	ECKLER Shane	UN-IN	2006	0.58	22.62	0.36 A
5	5	4	TAN Jonathan	SIN	2002	0.57	22.77	0.51 A
6	6	4	ANDREW Michael	SUN	1999	0.68	22.82	0.56 A
7	5	7	TOMIC Hrvoje	UN-IN	2005	0.68	22.83	0.57 A
=8	4	5	ARMSTRONG Hunter	NYAC	2001	0.70	22.84	0.58 ?
=8	5	6	YEBOAH Robin	GTCH	2003	0.60	22.84	0.58 ?
10	5	8	HOUSE Grant	SUN	1998	0.62	23.03	0.77 B
11	4	1	ELSAYD Omar	OLY	1999	0.69	23.07	0.81 B
12	6	6	KRAVCHENKO Andy	BSS	♦2007	0.60	23.20	0.94 B
13	6	7	KIM Laon	UCSC	♦2008	0.65	23.21	0.95 B
14	5	2	TUCKER Danny	HSC	1991	0.66	23.29	1.03 B
15	5	3	MARRUGO MONTANO Camilo	CNV	2002	0.70	23.31	1.05 B
16	4	8	HOULIE Michael	TNAQ	2000	0.63	23.36	1.10 B
17	3	4	THOMAS Nathaniel	UN-IN	2004	0.63	23.55	1.29 C
18	4	7	BELKHELLADI Malachy	TQ	2003	0.64	23.59	1.33 C
19	3	5	GOETTSCH Max	FMC	♦2007	0.70	23.64	1.38 C
20	6	8	PEREZ CARRASCO Lio	SSTY	2002	0.61	23.72	1.46 C
21	4	2	CONNOLLY Alec	TNAQ	1998	0.61	23.78	1.52 C
22	3	7	KAPLAN Aidan	WILD	♦2008	0.65	23.79	1.53 C
23	3	6	KELLY Andy	UN-IN	2003	0.63	23.83	1.57 C
24	6	2	GIULIANI Maximillian	AUS	2003	0.69	23.94	1.68 C
25	5	1	SHLEGEL Gal	NU	2002	0.67	23.95	1.69 R
26	2	1	GROTTERS Patrick	MVN	1999	0.68	24.11	1.85 R
27	2	7	NAJARRO SEDAR Julian	TUS	2003	0.70	24.30	2.04
28	2	6	RYBIN Roman	KING	1990	0.58	24.31	2.05
29	6	1	MITCHELL Stefano	MVN	1999	0.65	24.40	2.14
30	1	3	TIMMERMAN Stuart	WILD	2006	0.61	24.42	2.16
31	1	6	BARTSCH Peyton	UN-ND	2004	0.63	24.43	2.17
32	2	8	DESTANG Antoine	BSS	♦2008	0.62	24.50	2.24
33	1	5	MELNYCHUK David	SYS	♦2007	0.64	24.53	2.27
34	3	2	DORVILLE Tristan	BSS	♦2007	0.66	24.63	2.37
35	2	3	SOHOVICH Xavier	BSS	♦2007	0.61	24.65	2.39
36	2	4	FERNANDEZ-GEDDES Lucas	WILD	♦2008	0.72	24.69	2.43
37	2	2	SULLIVAN Jack	UN-IN	2005	0.61	24.77	2.51
38	3	1	BALTAYTIS Aaron	NU	2005	0.64	24.97	2.71
39	2	5	ZIVANOVIC Uros	GTCH	2005	0.66	25.44	3.18
	1	4	GERCHIK David	NU	2001		DNS	
	3	3	HILL Xavier	UN-CO	2004		DNS	
	3	8	ARSIC Alex	WILD	♦2007		DNS	

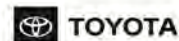
Official Timekeeping by Omega



FLUIDRA



OneAmerica Financial





2025 TYR Pro Swim Series

Westmont, IL

March 5 - 8



Event 34

8 MAR 2025 - 11:02 AM

Men's 50m Freestyle

Heats

Results Summary

Event Number 34

Rank	Heat	Lane	Name	Club Code	Year of Birth	R.T.	Time	Time Behind
	4	3	DAHLGREN Jack	AQJT	2000		DNS	
	6	3	LEE Mikkel	SIN	2002		DNS	

Legend:

?	Involved in swim-off	=	Equal record and rank	♦	Junior swimmer	A	Qualified for final A
AR	American Record	B	Qualified for final B	C	Qualified for final C	DNS	Did Not Start
R	Reserve	R.T.	Reaction Time	US	US Open Record	WJ	World Junior Record
WR	World Record						

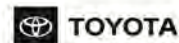
Official Timekeeping by Omega



FLUIDRA



OneAmerica
Financial





2025 TYR Pro Swim Series

Westmont, IL

March 5 - 8



Event 103

6 MAR 2025 - 5:59 PM

Women's 100m Freestyle

Final

Results

Event Number 3

	Record	Split	Name	NAT Code	Location	Date
WR	51.71	24.83	SJOSTROM Sarah	SWE	Budapest (HUN)	23 JUL 2017
AR	52.04	24.81	MANUEL Simone	USA	Gwangju (KOR)	26 JUL 2019
US	52.54	25.62	MANUEL Simone	USA	Irvine, CA (USA)	25 JUL 2018
WJ	52.70	25.70	OLEKSIAK Penelope	CAN	Rio (BRA)	11 AUG 2016

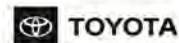
Final B

Rank	Lane	Name	Club Code	R.T.	50m	Time	Time Behind
1	3	PRICE Lily	AUS	0.74	(2) 26.62	55.31 28.69	
2	5	IVEY Isabel	GSC-FL	0.71	(3) 26.65	55.62 28.97	0.31
3	4	BERKOFF Katharine	WOLFNC	0.71	(4) 26.79	55.90 29.11	0.59
4	2	MISHLER Julie	FASTIN	0.68	(1) 26.32	56.06 29.74	0.75
5	6	O'DELL Teagan	MVN	0.76	(6) 27.33	56.38 29.05	1.07
6	1	KRYGER Madison	CAN	0.79	(5) 27.26	56.40 29.14	1.09
7	7	STANISAVLJEVIC Nina	GTCH	0.68	(7) 27.45	56.63 29.18	1.32
8	8	GIGOVIC Matea	CAN	0.71	(8) 27.67	56.93 29.26	1.62

Final A

Rank	Lane	Name	Club Code	R.T.	50m	Time	Time Behind
1	4	MANUEL Simone	TXLA	0.70	(1) 25.50	53.23 27.73	
2	5	ERISMAN Rylee	LAKR	0.72	(3) 26.17	53.83 27.66	0.60
3	6	HARRIS Meg	AUS	0.73	(4) 26.43	54.31 27.88	1.08
4	3	HARVEY Mary-Sophie	TQ	0.69	(5) 26.48	54.34 27.86	1.11
5	7	OLEKSIAK Penny	MVN	0.68	(6) 26.62	54.56 27.94	1.33
6	1	NELSON Beata	WISC	0.71	(2) 26.16	54.76 28.60	1.53
7	8	WASICK Kasia	UN-NT	0.78	(7) 26.72	55.02 28.30	1.79
8	2	MINTENKO Madi	PPA	0.77	(8) 27.14	55.89 28.75	2.66

Official Timekeeping by Omega





2025 TYR Pro Swim Series

Westmont, IL

March 5 - 8



Event 103

6 MAR 2025 - 5:59 PM

Women's 100m Freestyle

Final

Results

Event Number 3

Final C

Rank	Lane	Name	Club Code	R.T.	50m	Time	Time Behind
1	4	HADJILOIZOU Anna	GTCH	0.63	(1) 27.08	57.27 30.19	
2	6	LAVIGUEUR Brynn	SYS	0.78	(5) 27.81	57.44 29.63	0.17
3	5	SIQUEIRA ALMEIDA Nathalia	BRA	0.66	(3) 27.64	57.50 29.86	0.23
4	7	RIPKOVA Zora	GTCH	0.69	(7) 28.00	57.51 29.51	0.24
5	2	MARIN ALEXANDRE Ines	UN-CO	0.67	(2) 27.54	57.61 30.07	0.34
6	3	HEITMANN Maria Paula	SESC	0.69	(8) 28.08	57.82 29.74	0.55
7	1	AQUINO Gracyn	MVN	0.80	(4) 27.76	58.02 30.26	0.75
8	8	HEIZER Abigail	SPAC	0.59	(6) 27.85	58.22 30.37	0.95

Legend:

AR American Record **R.T.** Reaction Time **US** US Open Record **WJ** World Junior Record
WR World Record

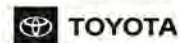
Official Timekeeping by Omega



FLUIDRA



OneAmerica
Financial





2025 TYR Pro Swim Series

Westmont, IL

March 5 - 8



Event 104 6 MAR 2025 - 6:07 PM

Men's 100m Freestyle

Final

Results

Event Number 4

	Record	Split	Name	NAT Code	Location	Date
WR	46.40	22.28	ZHANLE Pan	CHN	Paris (FRA)	31 JUL 2024
AR	46.96	22.17	DRESSEL Caeleb	USA	Gwangju (KOR)	25 JUL 2019
US	47.08	22.44	ALEX Y Jack	USA	Indianapolis, IN (USA)	18 JUN 2024
WJ	46.86	22.74	POPOVICI David	ROU	Rome (ITA)	13 AUG 2022

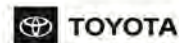
Final B

Rank	Lane	Name	Club Code	R.T.	50m	Time	Time Behind
1	4	KISIL Yuri	CAN	0.66	(1) 23.68	49.50 25.82	
2	3	ECKLER Shane	UN-IN	0.59	(2) 23.82	50.05 26.23	0.55
3	5	TAN Jonathan	SIN	0.55	(=3) 24.11	50.24 26.13	0.74
4	6	YEBOAH Robin	GTCH	0.63	(5) 24.43	50.33 25.90	0.83
5	2	ARMSTRONG Hunter	NYAC	0.67	(=3) 24.11	50.64 26.53	1.14
6	7	WINKLER Finn	FASTIN	0.60	(7) 24.47	51.07 26.60	1.57
7	8	BALDUCCINI Ricky	GTCH	0.82	(8) 24.64	51.17 26.53	1.67
8	1	MARRUGO MONTANO Camilo	CNV	0.70	(6) 24.45	51.23 26.78	1.73

Final A

Rank	Lane	Name	Club Code	R.T.	50m	Time	Time Behind
1	3	CASAS Shaine	TXLA	0.62	(1) 22.84	48.31 25.47	
2	4	HOUSE Grant	SUN	0.63	(3) 23.27	48.50 25.23	0.19
3	5	SCHREUDERS Mikel	SUN	0.66	(2) 23.04	48.65 25.61	0.34
4	2	LEE Mikkel	SIN	0.66	(4) 23.45	49.14 25.69	0.83
5	6	GIULIANI Maximillian	AUS	0.67	(8) 23.79	49.19 25.40	0.88
6	8	TOMIC Hrvoje	UN-IN	0.75	(7) 23.74	49.42 25.68	1.11
7	7	DOLAN Jack	SUN	0.71	(5) 23.63	49.79 26.16	1.48
8	1	KIM Laon	UCSC	0.67	(6) 23.69	49.82 26.13	1.51

Official Timekeeping by Omega





2025 TYR Pro Swim Series

Westmont, IL

March 5 - 8



Event 104 6 MAR 2025 - 6:07 PM

Men's 100m Freestyle

Final

Results

Event Number 4

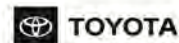
Final C

Rank	Lane	Name	Club Code	R.T.	50m	Time	Time Behind
1	4	PRATT Cole	CAN	0.69	(3) 24.61	51.07 26.46	
2	3	KRAVCHENKO Andy	BSS	0.64	(1) 24.36	51.51 27.15	0.44
=3	1	CARRINGTON Liam	BSS	0.68	(2) 24.55	51.54 26.99	0.47
=3	6	MACHT Sascha	BSS	0.72	(5) 24.77	51.54 26.77	0.47
5	2	BALLADONE Sofus	OLY	0.66	(4) 24.70	51.69 26.99	0.62
6	7	SULLIVAN Jack	UN-IN	0.63	(7) 24.93	52.56 27.63	1.49
7	5	WU Tim	PLS	0.65	(8) 25.43	52.68 27.25	1.61
8	8	RYBIN Roman	KING	0.68	(6) 24.90	52.97 28.07	1.90

Legend:

= Equal rank **AR** American Record **R.T.** Reaction Time **US** US Open Record
WJ World Junior Record **WR** World Record

Official Timekeeping by Omega





2025 TYR Pro Swim Series

Westmont, IL

March 5 - 8



Event 105

6 MAR 2025 - 6:16 PM

Women's 100m Breaststroke

Final

Results

Event Number 5

	Record	Split	Name	NAT Code	Location	Date
WR	1:04.13	29.80	KING Lillia C	USA	Budapest (HUN)	25 JUL 2017
AR	1:04.13	29.80	KING Lilly	USA	Budapest (HUN)	25 JUL 2017
US	1:04.45	29.80	HARDY Jessica	USA	Federal Way, WA (USA)	7 AUG 2009
WJ	1:04.35	29.97	MEILUTYTE Ruta	LTU	Barcelona (ESP)	29 JUL 2013

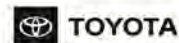
Final B

Rank	Lane	Name	Club Code	R.T.	50m	Time	Time Behind
1	4	MORETH Maddie	VSC	0.59	(1) 32.49	1:10.27 37.78	
2	5	HOWARD Cecilia	BC	0.69	(2) 33.20	1:10.95 37.75	0.68
3	3	BENNETT Taylor	PLS	0.75	(4) 34.17	1:12.22 38.05	1.95
4	6	PARSON Lucy	USSD	0.86	(5) 34.38	1:13.65 39.27	3.38
5	2	EL BARODI Imane	GTCH	0.63	(3) 33.96	1:13.89 39.93	3.62
6	7	GRIFFIS Erin	UN-PC	0.76	(8) 35.06	1:14.21 39.15	3.94
7	8	JABLONSKI Lauren	FMC	0.78	(6) 34.94	1:14.38 39.44	4.11
8	1	SANDOR Nelli	PAC	0.75	(7) 35.05	1:15.87 40.82	5.60

Final A

Rank	Lane	Name	Club Code	R.T.	50m	Time	Time Behind
1	4	DOUGLASS Kate	NYAC	0.66	(1) 31.20	1:06.51 35.31	
2	3	KING Lilly	ISC	0.67	(2) 31.40	1:07.13 35.73	0.62
3	2	BOTTAZZO Anita	FLOR	0.70	(3) 31.72	1:07.32 35.60	0.81
4	5	ELENDT Anna	TXLA	0.72	(4) 31.87	1:07.60 35.73	1.09
5	6	ANGUS Sophie	CAN	0.72	(5) 32.49	1:08.59 36.10	2.08
6	7	CEBALLOS Macarena	ARG	0.69	(6) 32.87	1:08.71 35.84	2.20
7	8	ODGERS Isabelle	NOVA	0.76	(8) 33.67	1:10.30 36.63	3.79
8	1	ASSIS Gabriele	FRJ	0.67	(7) 32.88	1:10.51 37.63	4.00

Official Timekeeping by Omega





2025 TYR Pro Swim Series

Westmont, IL

March 5 - 8



Event 105 6 MAR 2025 - 6:16 PM

Women's 100m Breaststroke

Final

Results

Event Number 5

Final C

Rank	Lane	Name	Club Code	R.T.	50m	Time	Time Behind
1	5	KING Madi	LFSC	0.73	(1) 34.47	1:13.53 39.06	
2	4	BLANCHARD Kamila	TQ	0.68	(2) 34.73	1:13.94 39.21	0.41
3	2	TAYLOR Vivian	MVN	0.67	(3) 35.10	1:15.08 39.98	1.55
4	6	DAVIS Meagan	UN-GA	0.72	(6) 35.81	1:15.88 40.07	2.35
5	3	VILEIKIS Amanda	FMC	0.68	(5) 35.31	1:16.04 40.73	2.51
6	7	ZINIS Kamile	FMC	0.72	(4) 35.14	1:17.00 41.86	3.47

Legend:

AR American Record **R.T.** Reaction Time **US** US Open Record **WJ** World Junior Record
WR World Record

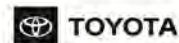
Official Timekeeping by Omega



FLUIDRA



OneAmerica
Financial





2025 TYR Pro Swim Series

Westmont, IL

March 5 - 8



Event 106 6 MAR 2025 - 6:24 PM

Men's 100m Breaststroke

Final

Results

Event Number 6

	Record	Split	Name	NAT Code	Location	Date
WR	56.88	26.63	PEATY Adam	GBR	Gwangju (KOR)	21 JUL 2019
AR	58.14	26.83	ANDREW Michael	USA	Omaha (USA)	13 JUN 2021
US	58.14	26.83	ANDREW Michael	USA	Omaha, NE (USA)	13 JUN 2021
WJ	59.01	27.48	MARTINENGI Nicolo	ITA	Indianapolis (USA)	23 AUG 2017

Final B

Rank	Lane	Name	Club Code	R.T.	50m	Time	Time Behind
1	6	YOUNG Lucas	BSS	0.68	(6) 30.27	1:03.26 32.99	
2	4	LANDRY Alexanrdre	SLSC	0.69	(5) 30.09	1:03.27 33.18	0.01
3	5	CHEN Jerry	PEAQ	0.67	(=3) 30.06	1:03.61 33.55	0.35
4	8	JOOS Louis	BSS	0.68	(8) 30.49	1:03.94 33.45	0.68
5	3	LEE Jonah	VSC	0.61	(2) 30.00	1:04.28 34.28	1.02
6	2	MEURER Braden	FOX	0.62	(1) 29.84	1:04.55 34.71	1.29
7	1	WANG Charles	PASA	0.70	(=3) 30.06	1:04.76 34.70	1.50
8	7	WHEELER William	UN-IN	0.65	(7) 30.45	1:05.27 34.82	2.01

Final A

Rank	Lane	Name	Club Code	R.T.	50m	Time	Time Behind
1	4	ANDREW Michael	SUN	0.68	(2) 28.20	1:00.85 32.65	
2	3	POUCH Aj	PRVT	0.65	(5) 28.85	1:01.24 32.39	0.39
3	5	CLASEN Garrett	FMC	0.70	(3) 28.42	1:01.58 33.16	0.73
4	1	NICOLA RHO Dante	MCK	0.69	(4) 28.59	1:02.41 33.82	1.56
5	7	HOULIE Michael	TNAQ	0.61	(1) 27.62	1:02.47 34.85	1.62
6	8	ZIVANOVIC Uros	GTCH	0.68	(7) 29.20	1:02.48 33.28	1.63
7	6	HESS Apollo	CAN	0.69	(6) 29.09	1:02.60 33.51	1.75
	2	RODRIGUES Joao	GTCH			DSQ	

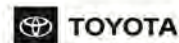
Official Timekeeping by Omega



FLUIDRA



OneAmerica
Financial





2025 TYR Pro Swim Series

Westmont, IL

March 5 - 8



Event 106 6 MAR 2025 - 6:24 PM

Men's 100m Breaststroke

Final

Results

Event Number 6

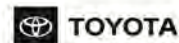
Final C

Rank	Lane	Name	Club Code	R.T.	50m	Time	Time Behind
1	4	MARTIN Giulian	CANE	0.64	(1) 30.04	1:04.20 34.16	
2	5	MACDONALD Angus	UN-IN	0.78	(3) 30.57	1:04.47 33.90	0.27
3	3	CHIAM Cohen	BSS	0.62	(2) 30.26	1:04.48 34.22	0.28
4	6	ZAMIR Eldad	BSS	0.68	(4) 31.21	1:06.35 35.14	2.15

Legend:

=	Equal rank	AR	American Record	DSQ	Disqualified	R.T.	Reaction Time
US	US Open Record	WJ	World Junior Record	WR	World Record		

Official Timekeeping by Omega





2025 TYR Pro Swim Series

Westmont, IL

March 5 - 8



Event 107

6 MAR 2025 - 6:32 PM

Women's 50m Backstroke

Final

Results

Event Number 7

	Record	Name	NAT Code	Location	Date
WR	26.86	McKEOWN Kaylee	AUS	Budapest (HUN)	20 OCT 2023
AR	27.10	SMITH Regan	TXLA	Fukuoka (JPN)	26 JUL 2023
US	27.12	BERKOFF Katharine	USA	Greensboro, NC (USA)	28 APR 2022
WJ	27.49	ATHERTON Minna	AUS	Brisbane (AUS)	7 FEB 2016

Final B

Rank	Lane	Name	Club Code	R.T.	Time	Time Behind
1	2	KRYGER Madison	CAN	0.62	28.95	
2	6	RODGERS Sienna	UCSC	0.57	29.05	0.10
3	8	SOTOMAYOR Alexia	SAS	0.55	29.24	0.29
4	5	STANISAVLJEVIC Nina	GTCH	0.65	29.38	0.43
5	7	ERLENDSDOTTIR Elisabeth	GTCH	0.66	29.49	0.54
6	4	BERRINO Andrea	ARG	0.59	29.50	0.55
7	3	MURDOCK Justine	UN-IL	0.60	29.59	0.64
8	1	CONKLIN Claire	RISE	0.62	30.38	1.43

Final A

Rank	Lane	Name	Club Code	R.T.	Time	Time Behind
1	4	MASSE Kylie	CAN	0.58	27.42	
2	5	BERKOFF Katharine	WOLFNC	0.57	27.63	0.21
3	2	WILM Ingrid	CAN	0.62	27.67	0.25
4	3	SMITH Regan	TXLA	0.56	27.68	0.26
5	6	WHITE Rhyan	WOLFNC	0.62	27.75	0.33
6	7	O'DELL Teagan	MVN	0.63	28.32	0.90
7	1	ERISMAN Rylee	LAKR	0.71	28.42	1.00
8	8	LAVIGUEUR Brynn	SYS	0.71	28.58	1.16

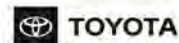
Final C

Rank	Lane	Name	Club Code	R.T.	Time	Time Behind
1	4	SANSORES de la FUENT Andrea	UN-NT	0.71	29.66	
2	3	SOREL Martine	TQ	0.54	30.01	0.35
3	5	AQUINO Gracyn	MVN	0.69	30.59	0.93
4	7	GIGOVIC Matea	CAN	0.59	30.62	0.96
5	8	ROBITAILLE Florence	TQ	0.66	30.69	1.03
6	2	McCOY Taylor	COUG	0.57	30.72	1.06
7	1	KRISTMANNSDOTTIR Yifa	SA	0.61	30.86	1.20
8	6	HEIZER Abigail	SPAC	0.64	31.15	1.49

Legend:

AR American Record **R.T.** Reaction Time **US** US Open Record **WJ** World Junior Record
WR World Record

Official Timekeeping by Omega





2025 TYR Pro Swim Series

Westmont, IL

March 5 - 8



Event 108

6 MAR 2025 - 6:38 PM

Men's 50m Backstroke

Final

Results

Event Number 8

	Record	Name	NAT Code	Location	Date
WR	23.55	KOLESNIKOV Kliment	RUS	Kazan (RUS)	27 JUL 2023
AR	23.71	ARMSTRONG Hunter	USA	Greensboro (USA)	28 APR 2022
US	23.71	ARMSTRONG Hunter	USA	Greensboro, NC (USA)	28 APR 2022
WJ	24.00	KOLESNIKOV Kliment	RUS	Glasgow (GBR)	4 AUG 2018

Final B

Rank	Lane	Name	Club Code	R.T.	Time	Time Behind
1	5	POPOVIC Ljubomir	UN-IL	0.66	26.48	
2	4	LEVINE Aidan	TBAY	0.59	26.65	0.17
3	6	McINTOSH Luke	TBAY	0.54	26.98	0.50
4	3	MELNYCHUK David	SYS	0.62	27.02	0.54
5	7	PIETSCH Matt	UN-WY	0.60	27.10	0.62
6	8	BARTSCH Peyton	UN-ND	0.70	27.35	0.87
7	1	GOETTSCHE Max	FMC	0.57	27.80	1.32
8	2	COX Carter	KING	0.54	28.05	1.57

Final A

Rank	Lane	Name	Club Code	R.T.	Time	Time Behind
1	4	CASAS Shaine	TXLA	0.49	24.23	
2	6	ANDREW Michael	SUN	0.60	25.10	0.87
3	5	JANTON Tommy	UN-IN	0.58	25.25	1.02
4	3	DOLAN Jack	SUN	0.61	25.47	1.24
5	7	WINKLER Finn	FASTIN	0.56	25.83	1.60
6	8	PRATT Cole	CAN	0.66	25.95	1.72
7	2	KOSIAN Yurii	UN-IN	0.60	26.01	1.78
8	1	GROTTERS Patrick	MVN	0.57	26.52	2.29

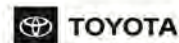
Final C

Rank	Lane	Name	Club Code	R.T.	Time	Time Behind
1	4	LIU Lou	EVO	0.66	27.53	
2	5	PAREJA Pablo	FMC	0.63	27.78	0.25
3	3	METZGAR Samuel	KING	0.60	28.33	0.80

Legend:

AR American Record **R.T.** Reaction Time **US** US Open Record **WJ** World Junior Record
WR World Record

Official Timekeeping by Omega





2025 TYR Pro Swim Series

Westmont, IL

March 5 - 8



Event 109 6 MAR 2025 - 6:44 PM

Women's 200m Butterfly

Final

Results

Event Number 9

	Record	Splits			Name	NAT Code	Location	Date
WR	2:01.81	27.19	58.08	1:30.20	LIU Zige	CHN	Ji Nan (CHN)	21 OCT 2009
AR	2:03.84	27.60	59.36	1:31.50	SMITH Regan	USA	Paris (FRA)	8 JAN 2024
US	2:03.87	27.76	1:00.25	1:31.94	SMITH Regan	USA	Fort Lauderdale, FL (USA)	4 JUN 2023
WJ	2:03.03	27.38	58.97	1:30.70	McINTOSH Summer	CAN	Paris (FRA)	1 AUG 2024

Final B

Rank	Lane	Name	Club Code	R.T.	50m	100m	150m	Time	Time Behind
1	4	ARNALL Ines	WEST	0.75	(1) 30.90	(3) 1:07.11 36.21	(1) 1:42.98 35.87	2:19.54	
2	5	HUTCHINSON Rylee	PLS	0.69	(3) 31.28	(2) 1:06.97 35.69	(2) 1:43.35 36.38	2:20.08	0.54
3	3	ARNALL Alba	WEST	0.70	(2) 31.21	(1) 1:06.91 35.70	(3) 1:43.87 36.96	2:20.88	1.34

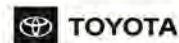
Final A

Rank	Lane	Name	Club Code	R.T.	50m	100m	150m	Time	Time Behind
1	4	McINTOSH Summer	SYS	0.77	(1) 27.54	(1) 59.30 31.76	(1) 1:31.51 32.21	2:04.00	
2	5	SMITH Regan	TXLA	0.70	(2) 28.43	(2) 1:01.41 32.98	(2) 1:33.51 32.10	2:06.87	2.87
3	3	KLINKER Rachel	CAL	0.73	(5) 29.89	(3) 1:02.51 32.62	(3) 1:36.30 33.79	2:10.73	6.73
4	6	ZHANG Kelsey	UN-PC	0.64	(3) 29.44	(4) 1:02.66 33.22	(4) 1:36.77 34.11	2:11.05	7.05
5	2	HETLAND Maya	PASA	0.72	(4) 29.75	(5) 1:03.88 34.13	(5) 1:38.79 34.91	2:16.29	12.29
6	7	DETTER Ella	UN-PC	0.66	(7) 30.95	(6) 1:05.14 34.19	(6) 1:41.11 35.97	2:17.25	13.25
7	8	FOREBAUGH Lindsay	FMC	0.77	(8) 31.04	(7) 1:05.71 34.67	(7) 1:41.87 36.16	2:17.54	13.54
8	1	JACKL Vivien	HUN	0.76	(6) 30.81	(8) 1:06.49 35.68	(8) 1:42.63 36.14	2:19.00	15.00

Legend:

AR American Record **R.T.** Reaction Time **US** US Open Record **WJ** World Junior Record
WR World Record

Official Timekeeping by Omega





2025 TYR Pro Swim Series

Westmont, IL

March 5 - 8



Event 110 6 MAR 2025 - 6:54 PM

Men's 200m Butterfly

Final

Results

Event Number 10

	Record	Splits	Name	NAT Code	Location	Date
WR	1:50.34	24.19 51.89 1:20.51	MILAK Kristof	HUN	Budapest (HUN)	21 JUN 2022
AR	1:51.51	24.76 52.88 1:21.93	PHELPS Michael	USA	Rome (ITA)	29 JUL 2009
US	1:52.20	25.47 53.75 1:23.04	PHELPS Michael	USA	Omaha, NE (USA)	2 JUL 2008
WJ	1:53.79	24.69 53.24 1:22.71	MILAK Kristof	HUN	Netanya (ISR)	30 JUN 2017

Final B

Rank	Lane	Name	Club Code	R.T.	50m	100m	150m	Time	Time Behind
1	3	DREYER Tuja	UCSC	0.69	(3) 27.18	(2) 58.89 31.71	(2) 1:31.79 32.90	2:04.98	
2	4	HEISIG Charlie	UN-IN	0.57	(6) 27.71	(3) 59.22 31.51	(4) 1:31.87 32.65	2:05.12	0.14
3	5	DIAZ Manuel	MVN	0.66	(4) 27.50	(4) 59.33 31.83	(3) 1:31.84 32.51	2:05.23	0.25
4	2	PARISE Zachary	TQ	0.73	(1) 27.01	(1) 58.49 31.48	(1) 1:31.59 33.10	2:06.96	1.98
5	6	VOICU Sebastian	TQ	0.73	(2) 27.11	(5) 59.55 32.44	(5) 1:32.67 33.12	2:07.07	2.09
6	1	YEO Aiden	PLS	0.70	(5) 27.60	(6) 1:00.02 32.42	(6) 1:33.64 33.62	2:08.23	3.25
7	7	CARLISLE Caleb	UN-WI	0.70	(7) 27.97	(7) 1:00.44 32.47	(7) 1:35.89 35.45	2:12.82	7.84

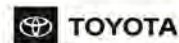
Final A

Rank	Lane	Name	Club Code	R.T.	50m	100m	150m	Time	Time Behind
1	4	JULIAN Trenton	MVN	0.65	(1) 25.71	(1) 54.47 28.76	(1) 1:24.58 30.11	1:56.02	
2	6	DAHLGREN Jack	AQJT	0.67	(4) 26.43	(2) 55.85 29.42	(2) 1:26.29 30.44	1:57.35	1.33
3	5	BRANON Patrick	UN-IN	0.69	(2) 26.30	(3) 56.25 29.95	(3) 1:27.33 31.08	1:59.07	3.05
4	3	JOENTVEDT Jon	NST	0.72	(3) 26.38	(4) 56.66 30.28	(4) 1:27.82 31.16	2:00.12	4.10
5	1	KIM Laon	UCSC	0.67	(6) 26.66	(6) 57.51 30.85	(6) 1:29.58 32.07	2:02.67	6.65
6	2	MORALES Yeziel	MVN	0.63	(5) 26.63	(5) 57.33 30.70	(5) 1:29.30 31.97	2:03.10	7.08
7	7	BARDAK Tyler	FOX	0.68	(7) 27.97	(7) 59.36 31.39	(7) 1:31.78 32.42	2:04.01	7.99
8	8	MAYR Charlie	UN-IN	0.71	(8) 28.12	(8) 59.64 31.52	(8) 1:32.78 33.14	2:05.67	9.65

Legend:

AR American Record **R.T.** Reaction Time **US** US Open Record **WJ** World Junior Record
WR World Record

Official Timekeeping by Omega





2025 TYR Pro Swim Series

Westmont, IL

March 5 - 8



Event 111 6 MAR 2025 - 7:03 PM

Women's 400m Freestyle

Final

Results

Event Number 11

	Record	Splits	Name	NAT Code	Location	Date
WR	3:55.38	56.92 1:56.94 2:56.90	TITMUS Ariarne	AUS	Fukuoka (JPN)	23 JUL 2023
AR	3:56.46	57.05 1:57.11 2:57.62	LEDECKY Katie	USA	Rio de Janeiro (BRA)	7 AUG 2016
US	3:57.94	57.07 1:57.70 2:58.15	LEDECKY Katie	USA	Indianapolis, IN (USA)	17 MAY 2018
WJ	3:56.08	56.46 1:55.91 2:55.84	McINTOSH Summer	CAN	Toronto (CAN)	28 MAR 2023

Final B

Rank	Lane	Name	Club Code	R.T.	Time	Time Behind	
1	5	KRITZINGER Tiana	AUS	0.75	4:14.25		
50m (2) 29.99	100m (1) 1:01.88 31.89	150m (1) 1:33.82 31.94	200m (1) 2:05.65 31.83	250m (1) 2:37.94 32.29	300m (1) 3:10.54 32.60	350m (1) 3:43.23 32.69	31.02
2	7	MULLINS Lainey	IA	0.80	4:19.20	4.95	
50m (7) 30.49	100m (5) 1:03.00 32.51	150m (3) 1:35.54 32.54	200m (2) 2:08.02 32.48	250m (2) 2:40.57 32.55	300m (2) 3:13.77 33.20	350m (2) 3:47.10 33.33	32.10
3	4	DIZOTTI Beatriz Pimentel	BRA	0.71	4:20.11	5.86	
50m (4) 30.39	100m (2) 1:02.63 32.24	150m (2) 1:35.29 32.66	200m (3) 2:08.32 33.03	250m (3) 2:41.54 33.22	300m (3) 3:14.97 33.43	350m (3) 3:48.03 33.06	32.08
4	2	BENNETT Brooke	PLS	0.71	4:21.53	7.28	
50m (3) 30.10	100m (6) 1:03.13 33.03	150m (5) 1:36.42 33.29	200m (5) 2:10.17 33.75	250m (5) 2:43.13 32.96	300m (5) 3:16.46 33.33	350m (4) 3:49.13 32.67	32.40
5	6	ALEGI Grace	SYS	0.83	4:22.60	8.35	
50m (8) 30.50	100m (4) 1:02.96 32.46	150m (4) 1:36.08 33.12	200m (4) 2:09.41 33.33	250m (4) 2:42.86 33.45	300m (4) 3:16.43 33.57	350m (5) 3:50.48 34.05	32.12
6	3	CLARK Maxine	UCSC	0.76	4:23.01	8.76	
50m (5) 30.40	100m (8) 1:03.71 33.31	150m (7) 1:36.88 33.17	200m (7) 2:10.67 33.79	250m (6) 2:44.19 33.52	300m (6) 3:17.79 33.60	350m (6) 3:50.72 32.93	32.29
7	1	KELLY Allison	BSS	0.71	4:27.27	13.02	
50m (1) 29.75	100m (3) 1:02.76 33.01	150m (6) 1:36.55 33.79	200m (6) 2:10.43 33.88	250m (7) 2:44.46 34.03	300m (7) 3:18.69 34.23	350m (7) 3:53.21 34.52	34.06
8	8	STOUTE Heidi	BSS	0.82	4:28.02	13.77	
50m (6) 30.46	100m (7) 1:03.47 33.01	150m (8) 1:37.35 33.88	200m (8) 2:11.20 33.85	250m (8) 2:45.74 34.54	300m (8) 3:19.72 33.98	350m (8) 3:54.62 34.90	33.40

Final A

Rank	Lane	Name	Club Code	R.T.	Time	Time Behind	
1	6	HARVEY Mary-Sophie	TQ	0.72	4:08.67		
50m (4) 28.94	100m (3) 1:00.20 31.26	150m (3) 1:32.23 32.03	200m (3) 2:04.09 31.86	250m (3) 2:35.80 31.71	300m (=2) 3:07.54 31.74	350m (2) 3:39.12 31.58	29.55
2	3	RONCATTO GONCALVES Gabriele	BRA	0.71	4:09.01	0.34	
50m (2) 28.72	100m (2) 1:00.00 31.28	150m (2) 1:31.81 31.81	200m (1) 2:03.68 31.87	250m (1) 2:35.38 31.70	300m (1) 3:07.16 31.78	350m (1) 3:38.88 31.72	30.13
3	5	COSTA Maria Fernanda	BRA	0.69	4:11.67	3.00	
50m (1) 28.64	100m (1) 59.81 31.17	150m (1) 1:31.38 31.57	200m (2) 2:03.90 32.52	250m (2) 2:35.44 31.54	300m (=2) 3:07.54 32.10	350m (3) 3:39.56 32.02	32.11
4	4	MINTENKO Madi	PPA	0.80	4:13.50	4.83	
50m (3) 28.91	100m (4) 1:00.28 31.37	150m (4) 1:32.36 32.08	200m (4) 2:05.05 32.69	250m (4) 2:37.56 32.51	300m (4) 3:10.07 32.51	350m (4) 3:42.29 32.22	31.21
5	1	PLOEGER Marian	MICH	0.77	4:16.33	7.66	
50m (8) 29.74	100m (8) 1:02.24 32.50	150m (7) 1:34.40 32.16	200m (7) 2:07.22 32.82	250m (6) 2:39.35 32.13	300m (6) 3:12.24 32.89	350m (5) 3:44.44 32.20	31.89
6	2	HEITMANN Maria Paula	SESC	0.71	4:17.48	8.81	
50m (5) 29.43	100m (5) 1:00.87 31.44	150m (5) 1:32.90 32.03	200m (5) 2:05.47 32.57	250m (5) 2:38.41 32.94	300m (5) 3:11.54 33.13	350m (6) 3:44.55 33.01	32.93
7	8	DUNFORD Abby	SYS	0.77	4:17.91	9.24	
50m (6) 29.53	100m (6) 1:01.13 31.60	150m (6) 1:34.03 32.90	200m (6) 2:06.76 32.73	250m (7) 2:39.80 33.04	300m (7) 3:12.69 32.89	350m (7) 3:46.00 33.31	31.91
8	7	JACKL Vivien	HUN	0.75	4:24.33	15.66	
50m (7) 29.68	100m (7) 1:01.86 32.18	150m (8) 1:35.89 34.03	200m (8) 2:09.75 33.86	250m (8) 2:43.93 34.18	300m (8) 3:17.87 33.94	350m (8) 3:51.97 34.10	32.36

Official Timekeeping by Omega





2025 TYR Pro Swim Series

Westmont, IL

March 5 - 8



Event 111

6 MAR 2025 - 7:03 PM

Women's 400m Freestyle

Final

Results

Event Number 11

Final C

Rank	Lane	Name	Club Code	R.T.	Time	Time Behind
1	4	GUTIERREZ Luci	WEST	0.69	4:27.06	
50m (2) 30.13	100m (2) 1:03.02 32.89	150m (2) 1:36.52 33.50	200m (2) 2:11.01 34.49	250m (2) 2:46.13 35.12	300m (3) 3:22.11 35.98	350m (3) 3:55.80 33.69
2	3	HUTCHINSON Rylee	PLS	0.70	4:28.91	31.26
50m (1) 29.93	100m (1) 1:02.78 32.85	150m (1) 1:36.09 33.31	200m (1) 2:10.05 33.96	250m (1) 2:44.19 34.14	300m (1) 3:19.27 35.08	350m (1) 3:54.56 35.29
3	5	MILBAUM Lolly	SYS	0.65	4:29.07	1.85
50m (3) 30.58	100m (3) 1:03.99 33.41	150m (3) 1:37.67 33.68	200m (3) 2:11.95 34.28	250m (3) 2:46.18 34.23	300m (2) 3:20.94 34.76	350m (2) 3:55.23 34.29
	6	BLANCHARD Kamila	TQ		DNS	2.01
						33.84

Legend:

= Equal rank **AR** American Record **DNS** Did Not Start **R.T.** Reaction Time
US US Open Record **WJ** World Junior Record **WR** World Record

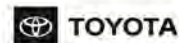
Official Timekeeping by Omega



FLUIDRA



OneAmerica
Financial





2025 TYR Pro Swim Series

Westmont, IL

March 5 - 8



Event 112 6 MAR 2025 - 7:17 PM

Men's 400m Freestyle

Final

Results

Event Number 12

	Record	Splits	Name	NAT Code	Location	Date
WR	3:40.07	54.42 1:51.02 2:47.17	BIEDERMANN Paul	GER	Rome (ITA)	26 JUL 2009
AR	3:42.78	54.86 1:51.91 2:48.07	JENSEN Larsen	USA	Beijing (CHN)	10 AUG 2008
US	3:43.53	54.67 1:51.14 2:47.52	JENSEN Larsen	USA	Omaha, NE (USA)	29 JUN 2008
WJ	3:44.31	54.31 1:51.00 2:47.91	MITSIN Petar	BUL	Belgrade (SRB)	9 JUL 2023

Final B

Rank	Lane	Name	Club Code	R.T.	Time	Time Behind	
1	4	SHACKELL Aaron	CSC-IN	0.68	3:54.22		
50m (1) 26.70	100m (1) 56.02 29.32	150m (2) 1:25.88 29.86	200m (1) 1:55.94 30.06	250m (3) 2:26.11 30.17	300m (2) 2:56.13 30.02	350m (1) 3:25.90 29.77	28.32
2	3	ENYEART Alec	TST-MV	0.72	3:54.41	0.19	
50m (3) 26.94	100m (2) 56.17 29.23	150m (3) 1:25.93 29.76	200m (3) 1:56.11 30.18	250m (2) 2:26.05 29.94	300m (3) 2:56.37 30.32	350m (3) 3:26.28 29.91	28.13
3	5	ATKINSON Sean	UN-IN	0.71	3:54.73	0.51	
50m (2) 26.73	100m (3) 56.18 29.45	150m (1) 1:25.86 29.68	200m (2) 1:56.10 30.24	250m (1) 2:25.91 29.81	300m (1) 2:56.05 30.14	350m (2) 3:25.98 29.93	28.75
4	1	WU Tim	PLS	0.70	3:58.22	4.00	
50m (7) 27.43	100m (8) 57.59 30.16	150m (6) 1:27.43 29.84	200m (7) 1:58.16 30.73	250m (5) 2:28.27 30.11	300m (6) 2:59.20 30.93	350m (4) 3:28.89 29.69	29.33
5	7	LYUBAVSKIY Misha	TXLA	0.66	3:58.52	4.30	
50m (8) 27.61	100m (7) 57.58 29.97	150m (8) 1:27.91 30.33	200m (6) 1:58.13 30.22	250m (7) 2:28.66 30.53	300m (5) 2:58.93 30.27	350m (5) 3:29.24 30.31	29.28
6	6	ESCUDEIRO Guilherme	FRJ	0.67	3:59.29	5.07	
50m (4) 26.95	100m (4) 56.57 29.62	150m (4) 1:26.75 30.18	200m (4) 1:56.74 29.99	250m (4) 2:27.11 30.37	300m (4) 2:57.78 30.67	350m (6) 3:29.32 31.54	29.97
7	2	SEGA Vitor	GTCH	0.69	4:00.82	6.60	
50m (5) 27.18	100m (6) 57.10 29.92	150m (5) 1:27.04 29.94	200m (5) 1:57.73 30.69	250m (6) 2:28.31 30.58	300m (7) 2:59.28 30.97	350m (7) 3:30.20 30.92	30.62
8	8	ROMERO SERRANO Caleb	PUR-IT	0.64	4:02.43	8.21	
50m (6) 27.26	100m (5) 57.05 29.79	150m (7) 1:27.88 30.83	200m (8) 1:58.36 30.48	250m (8) 2:29.57 31.21	300m (8) 3:00.31 30.74	350m (8) 3:31.61 31.30	30.82

Final A

Rank	Lane	Name	Club Code	R.T.	Time	Time Behind	
1	4	SHORT Samuel	AUS	0.62	3:44.83		
50m (1) 25.65	100m (1) 53.35 27.70	150m (1) 1:21.16 27.81	200m (1) 1:49.43 28.27	250m (1) 2:18.10 28.67	300m (1) 2:46.96 28.86	350m (1) 3:16.12 29.16	28.71
2	3	FOSTER Carson	RAYS	0.63	3:46.42	1.59	
50m (2) 25.82	100m (3) 54.30 28.48	150m (3) 1:23.03 28.73	200m (3) 1:52.06 29.03	250m (3) 2:20.74 28.68	300m (2) 2:49.58 28.84	350m (2) 3:18.51 28.93	27.91
3	5	COSTA Guilherme	SESC	0.68	3:46.74	1.91	
50m (3) 25.96	100m (2) 54.04 28.08	150m (2) 1:22.05 28.01	200m (2) 1:50.86 28.81	250m (2) 2:19.96 29.10	300m (3) 2:49.64 29.68	350m (3) 3:18.86 29.22	27.88
4	6	MIJATOVIC Luka	PLS	0.71	3:48.95	4.12	
50m (5) 26.48	100m (=5) 55.25 28.77	150m (4) 1:23.76 28.51	200m (4) 1:52.85 29.09	250m (4) 2:21.98 29.13	300m (4) 2:51.34 29.36	350m (4) 3:20.86 29.52	28.09
5	8	HAMMER Aiden	KING	0.78	3:51.35	6.52	
50m (8) 26.68	100m (8) 55.76 29.08	150m (8) 1:25.14 29.38	200m (8) 1:54.52 29.38	250m (8) 2:23.57 29.05	300m (6) 2:53.01 29.44	350m (5) 3:22.62 29.61	28.73
6	1	ERISMAN Ryan	LAKR	0.74	3:52.30	7.47	
50m (4) 26.47	100m (=5) 55.25 28.78	150m (5) 1:24.03 28.78	200m (7) 1:53.87 29.84	250m (6) 2:23.24 29.37	300m (8) 2:53.18 29.94	350m (8) 3:23.04 29.86	29.26
7	7	de FREITAS STEVERINK Stephan	FRJ	0.69	3:52.64	7.81	
50m (6) 26.54	100m (4) 55.18 28.64	150m (6) 1:24.16 28.98	200m (5) 1:53.42 29.26	250m (5) 2:23.13 29.71	300m (5) 2:52.97 29.84	350m (7) 3:22.94 29.97	29.70
8	2	SIBIRTSEV Ilia	UZB	0.63	3:52.80	7.97	
50m (7) 26.60	100m (7) 55.56 28.96	150m (7) 1:24.47 28.91	200m (6) 1:53.79 29.32	250m (7) 2:23.28 29.49	300m (7) 2:53.15 29.87	350m (6) 3:22.90 29.75	29.90

Official Timekeeping by Omega





2025 TYR Pro Swim Series

Westmont, IL

March 5 - 8



Event 112 6 MAR 2025 - 7:17 PM

Men's 400m Freestyle

Final

Results

Event Number 12

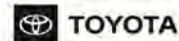
Final C

Rank	Lane	Name	Club Code	R.T.	Time	Time Behind	
1	4	PAULINS Sebastian	TQ	0.70	4:01.06		
50m (7) 28.16	100m (6) 58.93 30.77	150m (5) 1:29.90 30.97	200m (5) 2:00.78 30.88	250m (3) 2:31.33 30.55	300m (3) 3:01.99 30.66	350m (2) 3:32.08 30.09	28.98
2	6	SUBAGYO Nicholas	OLY	0.67	4:01.89	0.83	
50m (2) 27.33	100m (1) 56.97 29.64	150m (2) 1:27.61 30.64	200m (2) 1:58.55 30.94	250m (2) 2:29.69 31.14	300m (2) 3:01.07 31.38	350m (3) 3:32.18 31.11	29.71
3	2	CALLAN Jack	UN-IN	0.70	4:02.06	1.00	
50m (1) 27.31	100m (2) 57.18 29.87	150m (1) 1:27.11 29.93	200m (1) 1:57.81 30.70	250m (1) 2:28.26 30.45	300m (1) 2:59.48 31.22	350m (1) 3:30.57 31.09	31.49
4	5	CYNOR Quinn	UN-IL	0.71	4:02.43	1.37	
50m (6) 28.14	100m (7) 59.09 30.95	150m (7) 1:30.43 31.34	200m (7) 2:01.86 31.43	250m (5) 2:32.70 30.84	300m (5) 3:03.52 30.82	350m (4) 3:33.57 30.05	28.86
5	3	DUFFY Edouard	TQ	0.63	4:06.08	5.02	
50m (4) 27.71	100m (4) 58.14 30.43	150m (=3) 1:29.07 30.93	200m (3) 2:00.17 31.10	250m (4) 2:31.67 31.50	300m (4) 3:03.22 31.55	350m (5) 3:34.97 31.75	31.11
6	7	SPINNER Wiley	UN-IL	0.74	4:07.12	6.06	
50m (5) 28.02	100m (5) 58.61 30.59	150m (6) 1:30.23 31.62	200m (6) 2:01.62 31.39	250m (7) 2:33.60 31.98	300m (6) 3:05.29 31.69	350m (6) 3:36.98 31.69	30.14
7	8	SOHOVICH Xavier	BSS	0.70	4:09.72	8.66	
50m (3) 27.65	100m (3) 57.99 30.34	150m (=3) 1:29.07 31.08	200m (4) 2:00.77 31.70	250m (6) 2:33.16 32.39	300m (7) 3:05.67 32.51	350m (7) 3:38.50 32.83	31.22
8	1	TRACY Charlie	UN-IN	0.73	4:11.24	10.18	
50m (8) 28.33	100m (8) 59.60 31.27	150m (8) 1:30.79 31.19	200m (8) 2:03.03 32.24	250m (8) 2:34.95 31.92	300m (8) 3:07.78 32.83	350m (8) 3:40.10 32.32	31.14

Legend:

= Equal rank **AR** American Record **R.T.** Reaction Time **US** US Open Record
WJ World Junior Record **WR** World Record

Official Timekeeping by Omega





2025 TYR Pro Swim Series

Westmont, IL

March 5 - 8



Event 113 7 MAR 2025 - 5:58 PM

Women's 200m Freestyle

Final

Results

Event Number 13

	Record	Splits		Name	NAT Code	Location	Date
WR	1:52.23	26.64	55.13	1:23.95	TITMUS Ariarne	AUS Brisbane (AUS)	12 JUN 2024
AR	1:53.61	27.18	55.38	1:24.35	SCHMITT Allison	USA London (GBR)	31 JUL 2012
US	1:54.13	27.13	56.08	1:25.15	McINTOSH Summer	CAN Fort Lauderdale, FL (USA)	3 MAR 2023
WJ	1:53.65	27.03	55.82	1:24.77	McINTOSH Summer	CAN Fukuoka (JPN)	26 JUL 2023

Final B

Rank	Lane	Name	Club Code	R.T.	50m	100m	150m	Time	Time Behind
1	5	NIKONOVA Ekaterina	UN-IL	0.73	(1) 28.06	(1) 58.90 30.84	(1) 1:30.44 31.54	2:01.93	
2	4	HEITMANN Maria Paula	SESC	0.71	(4) 28.66	(2) 59.20 30.54	(2) 1:30.52 31.32	2:02.04	0.11
3	3	SIQUEIRA ALMEIDA Nathalia	BRA	0.68	(2) 28.49	(3) 59.67 31.18	(3) 1:31.12 31.45	2:03.11	1.18
4	2	MARIN ALEXANDRE Ines	UN-CO	0.69	(3) 28.62	(4) 59.94 31.32	(4) 1:31.24 31.30	2:03.28	1.35
5	6	KRITZINGER Tiana	AUS	0.75	(6) 29.42	(6) 1:00.78 31.36	(5) 1:32.61 31.83	2:03.81	1.88
6	7	CLARK Maxine	UCSC	0.70	(7) 29.59	(7) 1:01.31 31.72	(7) 1:33.48 32.17	2:04.78	2.85
7	1	KLINKER Rachel	CAL	0.70	(5) 29.09	(5) 1:00.74 31.65	(6) 1:32.64 31.90	2:05.59	3.66
8	8	LAVIGUEUR Brynn	SYS	0.80	(8) 30.05	(8) 1:01.95 31.90	(8) 1:34.64 32.69	2:06.26	4.33

Final A

Rank	Lane	Name	Club Code	R.T.	50m	100m	150m	Time	Time Behind
1	3	MANUEL Simone	TXLA	0.70	(2) 27.41	(1) 57.35 29.94	(1) 1:27.20 29.85	1:57.54	
2	5	HARVEY Mary-Sophie	TQ	0.69	(7) 28.05	(6) 58.36 30.31	(3) 1:28.32 29.96	1:57.81	0.27
3	4	ERISMAN Rylee	LAKR	0.70	(1) 27.22	(5) 57.97 30.75	(4) 1:28.51 30.54	1:58.43	0.89
4	7	MINTENKO Madi	PPA	0.79	(5) 27.94	(2) 57.73 29.79	(6) 1:28.71 30.98	1:58.55	1.01
5	8	SMITH Regan	TXLA	0.67	(3) 27.71	(3) 57.74 30.03	(5) 1:28.53 30.79	1:58.70	1.16
6	2	COSTA Maria Fernanda	BRA	0.68	(6) 27.95	(7) 58.45 30.50	(7) 1:28.90 30.45	1:59.65	2.11
7	6	IVEY Isabel	GSC-FL	0.70	(4) 27.81	(4) 57.78 29.97	(2) 1:28.30 30.52	1:59.82	2.28
8	1	RONCATTO GONCALVES Gabriele	BRA	0.72	(8) 28.29	(8) 59.07 30.78	(8) 1:29.53 30.46	2:00.73	3.19

Final C

Rank	Lane	Name	Club Code	R.T.	50m	100m	150m	Time	Time Behind
1	5	JACKL Vivien	HUN	0.77	(2) 29.36	(2) 1:01.23 31.87	(2) 1:34.10 32.87	2:05.11	
2	4	KELLY Allison	BSS	0.68	(1) 28.88	(1) 1:00.45 31.57	(1) 1:33.15 32.70	2:05.39	0.28
3	3	GUTIERREZ Luci	WEST	0.69	(3) 29.70	(3) 1:01.85 32.15	(3) 1:35.22 33.37	2:08.87	3.76

Official Timekeeping by Omega





2025 TYR Pro Swim Series



Westmont, IL

March 5 - 8

Event 113 7 MAR 2025 - 5:58 PM

Women's 200m Freestyle

Final

Results

Event Number 13

Legend:

AR	American Record	R.T.	Reaction Time	US	US Open Record	WJ	World Junior Record
WR	World Record						

Official Timekeeping by Omega





2025 TYR Pro Swim Series

Westmont, IL

March 5 - 8



Event 114 7 MAR 2025 - 6:08 PM

Men's 200m Freestyle

Final

Results

Event Number 14

	Record	Splits	Name	NAT Code	Location	Date
WR	1:42.00	24.23 50.12 1:16.30	BIEDERMANN Paul	GER	Rome (ITA)	28 JUL 2009
AR	1:42.96	24.31 50.29 1:16.84	PHELPS Michael	USA	Beijing (CHN)	12 AUG 2008
US	1:44.10	24.89 51.00 1:17.81	PHELPS Michael	USA	Omaha, NE (USA)	1 JUL 2008
WJ	1:42.97	24.10 50.35 1:16.96	POPOVICI David	ROU	Rome (ITA)	15 AUG 2022

Final B

Rank	Lane	Name	Club Code	R.T.	50m	100m	150m	Time	Time Behind
1	4	SHACKELL Aaron	CSC-IN	0.64	(1) 25.16	(1) 52.91 27.75	(1) 1:21.12 28.21	1:48.98	
2	5	DAHLGREN Jack	AQJT	0.66	(3) 25.71	(4) 54.05 28.34	(6) 1:22.72 28.67	1:50.27	1.29
3	6	SIBIRTSEV Iliia	UZB	0.64	(6) 26.37	(6) 54.30 27.93	(4) 1:22.42 28.12	1:50.32	1.34
4	2	BRANON Patrick	UN-IN	0.67	(5) 25.85	(5) 54.22 28.37	(5) 1:22.52 28.30	1:50.38	1.40
5	3	de FREITAS STEVERINK Stephan	FRJ	0.66	(2) 25.49	(2) 53.55 28.06	(2) 1:21.96 28.41	1:50.45	1.47
6	1	SEGA Vitor	GTCH	0.69	(4) 25.78	(3) 53.86 28.08	(3) 1:22.02 28.16	1:50.47	1.49
7	8	WU Tim	PLS	0.83	(7) 26.54	(7) 54.71 28.17	(8) 1:23.64 28.93	1:51.73	2.75
8	7	CYNOR Quinn	UN-IL	0.72	(8) 26.63	(8) 54.98 28.35	(7) 1:23.61 28.63	1:52.26	3.28

Final A

Rank	Lane	Name	Club Code	R.T.	50m	100m	150m	Time	Time Behind
1	7	CASAS Shaine	TXLA	0.68	(2) 24.58	(=1) 51.59 27.01	(2) 1:19.47 27.88	1:47.17	
2	1	GIULIANI Maximillian	AUS	0.70	(3) 24.86	(3) 52.43 27.57	(3) 1:19.82 27.39	1:47.21	0.04
3	3	COSTA Guilherme	SESC	0.71	(6) 25.34	(5) 53.04 27.70	(5) 1:20.68 27.64	1:47.62	0.45
4	2	HOUSE Grant	SUN	0.63	(1) 24.54	(=1) 51.59 27.05	(1) 1:19.03 27.44	1:47.73	0.56
5	6	ERISMAN Ryan	LAKR	0.75	(8) 25.68	(7) 53.45 27.77	(7) 1:21.22 27.77	1:48.29	1.12
6	4	SHORT Samuel	AUS	0.62	(4) 25.29	(4) 52.46 27.17	(4) 1:20.30 27.84	1:48.31	1.14
7	5	MIJATOVIC Luka	PLS	0.72	(7) 25.56	(6) 53.27 27.71	(6) 1:20.72 27.45	1:48.55	1.38
8	8	KIM Laon	UCSC	0.68	(5) 25.31	(8) 53.55 28.24	(8) 1:22.00 28.45	1:49.88	2.71

Official Timekeeping by Omega





2025 TYR Pro Swim Series

Westmont, IL

March 5 - 8



Event 114 7 MAR 2025 - 6:08 PM

Men's 200m Freestyle

Final

Results

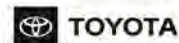
Event Number 14

Final C

Rank	Lane	Name	Club Code	R.T.	50m	100m	150m	Time	Time Behind
1	4	HAMMER Aiden	KING	0.75	(2) 25.52	(1) 53.35 27.83	(2) 1:22.17 28.82	1:50.87 28.70	
2	2	TOMIC Hrvoje	UN-IN	0.71	(1) 25.42	(2) 53.41 27.99	(1) 1:22.14 28.73	1:50.97 28.83	0.10
3	6	ATKINSON Sean	UN-IN	0.67	(7) 26.42	(6) 54.62 28.20	(4) 1:22.82 28.20	1:51.04 28.22	0.17
4	5	TAN Jonathan	SIN	0.61	(6) 26.15	(7) 54.68 28.53	(6) 1:23.35 28.67	1:51.50 28.15	0.63
5	1	VOICU Sebastien	TQ	0.73	(5) 25.82	(5) 54.22 28.40	(5) 1:23.08 28.86	1:52.38 29.30	1.51
6	8	SUBAGYO Nicholas	OLY	0.65	(8) 26.91	(8) 55.36 28.45	(8) 1:24.16 28.80	1:52.57 28.41	1.70
7	7	ESCUDERO Guilherme	FRJ	0.69	(4) 25.78	(3) 53.61 27.83	(3) 1:22.73 29.12	1:52.78 30.05	1.91
8	3	PRATT Cole	CAN	0.67	(3) 25.70	(4) 54.11 28.41	(7) 1:23.94 29.83	1:53.54 29.60	2.67

Legend:							
=	Equal rank	AR	American Record	R.T.	Reaction Time	US	US Open Record
WJ	World Junior Record	WR	World Record				

Official Timekeeping by Omega





2025 TYR Pro Swim Series

Westmont, IL

March 5 - 8



Event 115 7 MAR 2025 - 6:17 PM

Women's 50m Breaststroke

Final

Results

Event Number 15

	Record	Name	NAT Code	Location	Date
WR	29.16	MEILUTYTE Ruta	LTU	Fukuoka (JPN)	30 JUL 2023
AR	29.40	KING Lilly	USA	Budapest (HUN)	30 JUL 2017
US	29.62	KING Lilly	USA	Santa Clara, CA (USA)	10 JUN 2018
WJ	29.30	PILATO Benedetta	ITA	Budapest (HUN)	22 MAY 2021

Final B

Rank	Lane	Name	Club Code	R.T.	Time	Time Behind
1	3	EL BARODI Imane	GTCH	0.64	32.88	
2	5	HOWARD Cecilia	BC	0.69	32.94	0.06
3	4	LAVIGUEUR Brynn	SYS	0.78	33.40	0.52
4	2	JABLONSKI Lauren	FMC	0.74	33.55	0.67
5	6	PARSON Lucy	USSD	0.80	33.63	0.75
6	7	KING Madi	LFSC	0.70	33.65	0.77
7	8	CHRISTENSEN Nicole	MVN	0.75	33.72	0.84
8	1	GRIFFIS Erin	UN-PC	0.74	34.78	1.90

Final A

Rank	Lane	Name	Club Code	R.T.	Time	Time Behind
1	4	KING Lilly	ISC	0.65	30.55	
2	6	BOTTAZZO Anita	UN-FL	0.66	30.65	0.10
3	5	ELENDT Anna	TXLA	0.68	30.95	0.40
4	3	DOUGLASS Kate	NYAC	0.70	31.18	0.63
5	2	ANGUS Sophie	CAN	0.66	31.90	1.35
6	7	CEBALLOS Macarena	ARG	0.68	32.05	1.50
7	8	ASSIS Gabriele	FRJ	0.67	32.14	1.59
8	1	MORETH Maddie	VSC	0.61	32.70	2.15

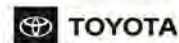
Final C

Rank	Lane	Name	Club Code	R.T.	Time	Time Behind
1	4	TAYLOR Vivian	MVN	0.74	34.43	
2	5	KING Pilar	UN-GA	0.73	35.66	1.23
3	3	DAVIS Meagan	UN-GA	0.72	35.91	1.48

Legend:

AR American Record **R.T.** Reaction Time **US** US Open Record **WJ** World Junior Record
WR World Record

Official Timekeeping by Omega





2025 TYR Pro Swim Series

Westmont, IL

March 5 - 8



Event 116 7 MAR 2025 - 6:24 PM

Men's 50m Breaststroke

Final

Results

Event Number 16

	Record	Name	NAT Code	Location	Date
WR	25.95	PEATY Adam	GBR	Budapest (HUN)	25 JUL 2017
AR	26.45	FINK Nic	USA	Budapest (HUN)	21 JUN 2022
US	26.52	ANDREW Michael	USA	Greensboro, NC (USA)	28 APR 2022
WJ	26.97	MARTINENGIH Nicolò	ITA	Riccione (ITA)	4 APR 2017

Final B

Rank	Lane	Name	Club Code	R.T.	Time	Time Behind
1	4	HESS Apollo	CAN	0.66	28.52	
2	3	LEE Jonah	VSC	0.58	28.93	0.41
3	7	WHEELER William	UN-IN	0.63	29.01	0.49
4	5	LANDRY Alexanrdre	SLSC	0.70	29.08	0.56
5	8	JOOS Louis	BSS	0.60	29.20	0.68
=6	2	CHEN Jerry	PEAQ	0.65	29.28	0.76
=6	6	CARLISLE Caleb	UN-WI	0.68	29.28	0.76
8	1	MARTIN Giulian	CANE	0.67	29.81	1.29

Final A

Rank	Lane	Name	Club Code	R.T.	Time	Time Behind
=1	4	SCHREUDERS Mikel	SUN	0.65	27.08	
=1	5	HOULIE Michael	TNAQ	0.61	27.08	
3	3	ANDREW Michael	SUN	0.68	27.21	0.13
4	6	ZIVANOVIC Uros	GTCH	0.62	27.83	0.75
5	2	CLASEN Garrett	FMC	0.66	28.06	0.98
6	8	POUCH Aj	PRVT	0.64	28.45	1.37
7	7	NICOLA RHO Dante	MCK	0.65	28.54	1.46
8	1	RODRIGUES Joao	GTCH	0.66	28.57	1.49

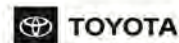
Final C

Rank	Lane	Name	Club Code	R.T.	Time	Time Behind
1	4	YOUNG Lucas	BSS	0.65	29.47	
2	3	ZAMIR Eldad	BSS	0.65	29.48	0.01
3	5	THOMPSON Mark-Anthony	UN-FG	0.64	29.97	0.50

Legend:

= Equal rank **AR** American Record **R.T.** Reaction Time **US** US Open Record
WJ World Junior Record **WR** World Record

Official Timekeeping by Omega





2025 TYR Pro Swim Series

Westmont, IL

March 5 - 8



Event 117 7 MAR 2025 - 6:32 PM

Women's 50m Butterfly

Final

Results

Event Number 17

	Record	Name	NAT Code	Location	Date
WR	24.43	SJOSTROM Sarah	SWE	Boras (SWE)	5 JUL 2014
AR	25.11	WALSH Gretchen	USA	Indianapolis, IN (USA)	28 JUN 2023
US	25.11	WALSH Gretchen	USA	Indianapolis, IN (USA)	28 JUN 2023
WJ	25.46	IKEE Rikako	JPN	Indianapolis (USA)	26 AUG 2017

Final B

Rank	Lane	Name	Club Code	R.T.	Time	Time Behind
1	8	STANISAVLJEVIC Nina	GTCH	0.68	26.87	
2	4	WILM Ingrid	CAN	0.72	26.90	0.03
3	7	RIPKOVA Zora	GTCH	0.69	27.19	0.32
4	5	SOTOMAYOR Alexia	SAS	0.62	27.50	0.63
5	6	REVILAK FONSECA Sofia	UN-NT	0.64	27.57	0.70
6	2	SANSORES de la FUENT Andrea	UN-NT	0.69	27.66	0.79
7	3	DETTTER Olivia	UN-PC	0.62	27.79	0.92
8	1	EL BARODI Imane	GTCH	0.62	28.94	2.07

Final A

Rank	Lane	Name	Club Code	R.T.	Time	Time Behind
1	4	DOUGLASS Kate	NYAC	0.69	25.71	
2	5	PRICE Lily	AUS	0.74	25.80	0.09
3	2	NELSON Beata	WISC	0.70	26.42	0.71
4	6	MANUEL Simone	TXLA	0.69	26.46	0.75
5	3	OLEKSIK Penny	MVN	0.70	26.47	0.76
6	7	GIGOVIC Matea	CAN	0.61	26.50	0.79
7	8	CONNOLLY Erika	TNAQ	0.69	26.68	0.97
8	1	MASSE Kylie	CAN	0.66	27.00	1.29

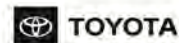
Final C

Rank	Lane	Name	Club Code	R.T.	Time	Time Behind
1	3	RODGERS Sienna	UCSC	0.67	27.84	
2	4	ROCHA Joice Otero	FRJ	0.69	27.89	0.05
=3	5	STINSON Chloe	MVN	0.70	27.94	0.10
=3	6	DETTTER Ella	UN-PC	0.65	27.94	0.10
5	2	HETLAND Maya	PASA	0.73	28.04	0.20
6	7	BLEAKNEY Lila	NU	0.71	28.50	0.66
7	1	HAYASHI Maddi	UN-IL	0.78	29.24	1.40
	8	KRISTMANNSDOTTIR Yifa	SA		DNS	

Legend:

= Equal rank **AR** American Record **DNS** Did Not Start **R.T.** Reaction Time
US US Open Record **WJ** World Junior Record **WR** World Record

Official Timekeeping by Omega





2025 TYR Pro Swim Series

Westmont, IL

March 5 - 8



Event 118 7 MAR 2025 - 6:39 PM

Men's 50m Butterfly

Final

Results

Event Number 18

	Record	Name	NAT Code	Location	Date
WR	22.27	GOVOROV Andrii	UKR	Rome (ITA)	1 JUL 2018
AR	22.35	DRESSEL Caeleb	USA	Gwangju (KOR)	22 JUL 2019
US	22.84	DRESSEL Caeleb	USA	Greensboro, NC (USA)	27 APR 2022
WJ	22.96	RIBEIRO Diogo Matos	POR	Lima (PER)	3 SEP 2022

Final B

Rank	Lane	Name	Club Code	R.T.	Time	Time Behind
1	4	MARRUGO MONTANO Camilo	CNV	0.64	24.23	
2	5	BALLADONE Sofus	OLY	0.74	24.26	0.03
3	6	CARLISLE Caleb	UN-WI	0.71	24.51	0.28
4	2	SOBENES Nicolas	DM	0.64	24.55	0.32
5	3	SHLEGEL Gal	NU	0.66	24.75	0.52
6	7	BARTSCH Peyton	UN-ND	0.72	24.76	0.53
7	8	DORVILLE Tristan	BSS	0.62	25.06	0.83
8	1	WINKLER Finn	FASTIN	0.67	25.23	1.00

Final A

Rank	Lane	Name	Club Code	R.T.	Time	Time Behind
1	3	ANDREW Michael	SUN	0.69	23.57	
2	5	CAZAU Ulises	ARG	0.70	23.74	0.17
3	4	SCHREUDERS Mikel	SUN	0.65	23.76	0.19
4	8	TAN Jonathan	SIN	0.57	23.91	0.34
5	6	YEBOAH Robin	GTCH	0.59	23.95	0.38
6	7	RYBIN Roman	KING	0.62	23.96	0.39
7	1	MARQUART MOTA Kayky	TNAQ	0.65	24.14	0.57
8	2	MUHAMMAD Kamal	UN-CA	0.68	24.45	0.88

Final C

Rank	Lane	Name	Club Code	R.T.	Time	Time Behind
1	3	LIU Jiantong	EVO	0.68	25.78	
2	6	LEE Jonah	VSC	0.59	26.48	0.70
3	4	VOICU Sebastien	TQ	0.70	26.80	1.02
4	5	LEVINE Aidan	TBAY	0.63	27.04	1.26
	2	McINTOSH Luke	TBAY		DNS	

Legend:

AR American Record **DNS** Did Not Start **R.T.** Reaction Time **US** US Open Record
WJ World Junior Record **WR** World Record

Official Timekeeping by Omega





2025 TYR Pro Swim Series

Westmont, IL

March 5 - 8



Event 119 7 MAR 2025 - 6:46 PM

Women's 200m Backstroke

Final

Results

Event Number 19

	Record	Splits	Name	NAT Code	Location	Date
WR	2:03.14	29.34 1:00.73 1:31.84	McKEOWN Kaylee	AUS	Sydney (AUS)	10 MAR 2023
AR	2:03.35	29.06 1:00.37 1:31.84	SMITH Regan	USA	Gwangju (KOR)	26 JUN 2019
US	2:03.80	28.98 1:00.00 1:31.49	SMITH Regan	USA	Indianapolis, IN (USA)	28 JUN 2023
WJ	2:03.35	29.06 1:00.37 1:31.84	SMITH Regan E	USA	Gwangju (KOR)	26 JUL 2019

Final B

Rank	Lane	Name	Club Code	R.T.	50m	100m	150m	Time	Time Behind
1	5	ROBITAILLE Florence	TQ	0.63	(=2) 32.18	(2) 1:06.22 34.04	(2) 1:40.96 34.74	2:15.03	
2	3	MISHLER Julie	FASTIN	0.59	(1) 30.79	(1) 1:05.62 34.83	(1) 1:40.95 35.33	2:16.21	1.18
3	2	ARNALL Ines	WEST	0.81	(5) 32.34	(6) 1:07.73 35.39	(4) 1:42.88 35.15	2:17.51	2.48
4	6	WANG Ariel	WSU	0.59	(4) 32.22	(3) 1:06.85 34.63	(3) 1:42.39 35.54	2:17.68	2.65
5	8	ARNALL Alba	WEST	0.67	(6) 32.36	(4) 1:07.42 35.06	(6) 1:43.31 35.89	2:17.69	2.66
6	4	McCOY Taylor	COUG	0.56	(8) 32.73	(8) 1:07.82 35.09	(7) 1:43.36 35.54	2:18.04	3.01
7	1	MINTENKO Madi	PPA	0.70	(=2) 32.18	(5) 1:07.51 35.33	(5) 1:43.11 35.60	2:18.84	3.81
8	7	SOREL Martine	TQ	0.54	(7) 32.71	(7) 1:07.78 35.07	(8) 1:44.37 36.59	2:20.15	5.12

Final A

Rank	Lane	Name	Club Code	R.T.	50m	100m	150m	Time	Time Behind
1	6	SMITH Regan	TXLA	0.57	(1) 30.07	(1) 1:02.66 32.59	(1) 1:35.63 32.97	2:08.33	
2	4	WHITE Rhyan	WOLFNC	0.60	(3) 30.47	(2) 1:03.25 32.78	(2) 1:36.63 33.38	2:09.34	1.01
3	5	KRYGER Madison	CAN	0.62	(5) 30.80	(4) 1:04.17 33.37	(4) 1:37.74 33.57	2:11.44	3.11
4	2	BERKOFF Katharine	WOLFNC	0.62	(2) 30.24	(3) 1:03.64 33.40	(3) 1:37.65 34.01	2:12.19	3.86
5	3	O'DELL Teagan	MVN	0.61	(4) 30.71	(5) 1:05.08 34.37	(5) 1:39.35 34.27	2:13.19	4.86
6	8	WILM Ingrid	CAN	0.66	(8) 31.81	(7) 1:05.90 34.09	(8) 1:41.55 35.65	2:14.62	6.29
7	1	MURDOCK Justine	UN-IL	0.71	(6) 31.67	(8) 1:06.03 34.36	(6) 1:40.25 34.22	2:14.75	6.42
8	7	SOTOMAYOR Alexia	SAS	0.56	(7) 31.70	(6) 1:05.68 33.98	(7) 1:40.88 35.20	2:15.03	6.70

Final C

Rank	Lane	Name	Club Code	R.T.	50m	100m	150m	Time	Time Behind
1	4	VIACAVA Giulia	VS	0.68	(1) 32.89	(1) 1:08.77 35.88	(1) 1:45.65 36.88	2:22.40	36.75

Legend:

= Equal rank **AR** American Record **R.T.** Reaction Time **US** US Open Record
WJ World Junior Record **WR** World Record

Official Timekeeping by Omega





2025 TYR Pro Swim Series

Westmont, IL

March 5 - 8



Event 120 7 MAR 2025 - 6:56 PM

Men's 200m Backstroke

Final

Results

Event Number 20

	Record	Splits	Name	NAT Code	Location	Date
WR	1:51.92	26.52 54.90 1:23.30	PEIRSOL Aaron	USA	Rome (ITA)	31 JUL 2009
AR	1:51.92	26.52 54.90 1:23.30	PEIRSOL Aaron	USA	Rome (ITA)	31 JUL 2009
US	1:53.08	26.82 55.18 1:24.06	PEIRSOL Aaron	USA	Indianapolis, IN (USA)	11 JUL 2009
WJ	1:55.14	26.99 56.14 1:25.97	KOLESNIKOV Kliment	RUS	Budapest (HUN)	28 JUL 2017

Final B

Rank	Lane	Name	Club Code	R.T.	50m	100m	150m	Time	Time Behind
1	2	GROTTERS Patrick	MVN	0.75	(1) 28.18	(1) 59.98 31.80	(1) 1:32.32 32.34	2:05.45	
2	5	McINTOSH Luke	TBAY	0.53	(2) 29.02	(3) 1:01.34 32.32	(3) 1:34.03 32.69	2:05.47	0.02
3	3	PIETSCH Matt	UN-WY	0.61	(3) 29.34	(2) 1:01.07 31.73	(2) 1:33.49 32.42	2:05.48	0.03
4	1	COX Carter	KING	0.68	(4) 29.66	(5) 1:02.45 32.79	(5) 1:35.23 32.78	2:07.11	1.66
5	8	BARDAK Tyler	FOX	0.59	(=6) 30.30	(6) 1:02.71 32.41	(6) 1:36.14 33.43	2:07.53	2.08
6	7	WU Tim	PLS	0.63	(8) 30.60	(7) 1:03.02 32.42	(7) 1:36.45 33.43	2:07.69	2.24
7	4	MIALKOVSKYI Denys	BHA	0.62	(5) 29.67	(4) 1:01.77 32.10	(4) 1:34.83 33.06	2:08.72	3.27
8	6	LEVINE Aidan	TBAY	0.75	(=6) 30.30	(8) 1:04.50 34.20	(8) 1:40.59 36.09	2:16.81	11.36

Final A

Rank	Lane	Name	Club Code	R.T.	50m	100m	150m	Time	Time Behind
1	7	CASAS Shaine	TXLA	0.63	(2) 27.30	(1) 56.80 29.50	(1) 1:28.21 31.41	1:58.51	
2	8	PRATT Cole	CAN	0.67	(8) 29.17	(4) 58.87 29.70	(3) 1:29.32 30.45	1:59.44	0.93
3	4	JANTON Tommy	UN-IN	0.63	(1) 27.27	(2) 57.29 30.02	(2) 1:28.46 31.17	2:00.53	2.02
4	3	MORALES Yeziel	MVN	0.55	(4) 28.42	(5) 59.22 30.80	(4) 1:30.16 30.94	2:01.40	2.89
5	5	DOLAN Jack	SUN	0.63	(3) 27.60	(3) 58.45 30.85	(5) 1:30.18 31.73	2:02.15	3.64
6	6	GERCHIK David	NU	0.74	(7) 28.75	(=6) 59.64 30.89	(8) 1:31.58 31.94	2:02.30	3.79
7	2	MOODY Paul	GWA	0.86	(6) 28.71	(=6) 59.64 30.93	(7) 1:31.32 31.68	2:02.48	3.97
8	1	MELNYCHUK David	SYS	0.76	(5) 28.48	(8) 59.65 31.17	(6) 1:30.86 31.21	2:02.74	4.23

Final C

Rank	Lane	Name	Club Code	R.T.	50m	100m	150m	Time	Time Behind
1	4	MACHT Sascha	BSS	0.64	(1) 29.09	(1) 1:01.27 32.18	(1) 1:33.90 32.63	2:06.27	
2	5	CARRINGTON Liam	BSS	0.67	(2) 29.60	(2) 1:02.64 33.04	(2) 1:35.98 33.34	2:09.91	3.64

Official Timekeeping by Omega





2025 TYR Pro Swim Series



Westmont, IL

March 5 - 8

Event 120 7 MAR 2025 - 6:56 PM

Men's 200m Backstroke

Final

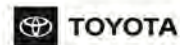
Results

Event Number 20

Legend:

=	Equal rank	AR	American Record	R.T.	Reaction Time	US	US Open Record
WJ	World Junior Record	WR	World Record				

Official Timekeeping by Omega





2025 TYR Pro Swim Series

Westmont, IL

March 5 - 8



Event 121 7 MAR 2025 - 7:07 PM

Women's 400m Individual Medley

Final

Results

Event Number 21

	Record	Splits	Name	NAT Code	Location	Date
WR	4:24.38	59.18 2:06.30 3:23.43	McINTOSH Summer	CAN	Toronto (CAN)	16 MAY 2024
AR	4:31.12	1:03.69 2:13.33 3:28.65	HOFF Katie	USA	Omaha, NE (USA)	29 JUN 2008
US	4:28.61	59.40 2:08.20 3:27.46	McINTOSH Summer	CAN	Greensboro, NC (USA)	2 DEC 2022
WJ	4:24.38	59.18 2:06.30 3:23.43	McINTOSH Summer	CAN	Toronto (CAN)	16 MAY 2024

Final B

Rank	Lane	Name	Club Code	R.T.	Time	Time Behind	
1	4	BENNETT Brooke	PLS		4:56.24		
50m (6) 31.88	100m (5) 1:08.62 36.74	150m (3) 1:47.11 38.49	200m (3) 2:24.90 37.79	250m (2) 3:06.82 41.92	300m (2) 3:50.44 43.62	350m (1) 4:23.08 32.64	33.16
2	6	NICHOLSON-JODOIN Annie	TQ	0.73	4:58.43	2.19	
50m (1) 31.14	100m (2) 1:07.39 36.25	150m (1) 1:45.28 37.89	200m (1) 2:22.61 37.33	250m (1) 3:06.57 43.96	300m (1) 3:50.39 43.82	350m (2) 4:24.65 34.26	33.78
3	3	GRIFFIS Erin	UN-PC	0.76	5:00.39	4.15	
50m (5) 31.49	100m (3) 1:07.50 36.01	150m (2) 1:46.53 39.03	200m (2) 2:24.32 37.79	250m (3) 3:07.52 43.20	300m (3) 3:50.73 43.21	350m (3) 4:25.75 35.02	34.64
4	5	HOWARD Cecilia	BC	0.71	5:01.14	4.90	
50m (4) 31.46	100m (1) 1:07.19 35.73	150m (4) 1:48.17 40.98	200m (6) 2:27.97 39.80	250m (4) 3:09.20 41.23	300m (4) 3:52.68 43.48	350m (4) 4:27.46 34.78	33.68
5	2	MILBAUM Lolly	SYS	0.65	5:05.85	9.61	
50m (3) 31.33	100m (6) 1:08.73 37.40	150m (6) 1:48.53 39.80	200m (4) 2:27.07 38.54	250m (6) 3:11.44 44.37	300m (6) 3:57.17 45.73	350m (6) 4:31.85 34.68	34.00
6	7	CHRISTENSEN Nicole	MVN	0.77	5:07.79	11.55	
50m (7) 32.22	100m (7) 1:08.93 36.71	150m (7) 1:48.87 39.94	200m (5) 2:27.39 38.52	250m (7) 3:12.66 45.27	300m (7) 3:57.52 44.86	350m (7) 4:33.52 36.00	34.27
7	1	KING Madi	LFSC	0.69	5:08.39	12.15	
50m (2) 31.24	100m (4) 1:08.09 36.85	150m (5) 1:48.31 40.22	200m (7) 2:28.62 40.31	250m (5) 3:10.65 42.03	300m (5) 3:55.58 44.93	350m (5) 4:31.44 35.86	36.95

Final A

Rank	Lane	Name	Club Code	R.T.	Time	Time Behind	
1	4	McINTOSH Summer	SYS	0.81	4:26.98	US	
50m (1) 27.63	100m (1) 59.76 32.13	150m (1) 1:33.92 34.16	200m (1) 2:06.82 32.90	250m (1) 2:45.43 38.61	300m (1) 3:25.96 40.53	350m (1) 3:57.14 31.18	29.84
2	5	HARVEY Mary-Sophie	TQ	0.74	4:44.31	17.33	
50m (2) 29.66	100m (2) 1:04.20 34.54	150m (3) 1:43.31 39.11	200m (4) 2:21.56 38.25	250m (2) 3:00.41 38.85	300m (2) 3:40.02 39.61	350m (2) 4:12.84 32.82	31.47
3	8	ZHANG Kelsey	UN-PC	0.64	4:51.95	24.97	
50m (3) 30.13	100m (3) 1:04.31 34.18	150m (2) 1:42.75 38.44	200m (3) 2:20.87 38.12	250m (3) 3:03.25 42.38	300m (3) 3:45.50 42.25	350m (3) 4:19.77 34.27	32.18
4	3	JACKL Vivien	HUN	0.75	4:52.37	25.39	
50m (4) 30.69	100m (=4) 1:05.85 35.16	150m (4) 1:43.37 37.52	200m (2) 2:19.92 36.55	250m (4) 3:03.99 44.07	300m (5) 3:48.25 44.26	350m (4) 4:21.19 32.94	31.18
5	2	MULLINS Lainey	UN-IN	0.82	4:55.95	28.97	
50m (7) 31.08	100m (6) 1:05.97 34.89	150m (5) 1:44.55 38.58	200m (5) 2:22.47 37.92	250m (6) 3:06.48 44.01	300m (7) 3:51.21 44.73	350m (6) 4:23.92 32.71	32.03
6	6	IANNACCONE Stephanie	WCAB	0.61	4:57.03	30.05	
50m (6) 30.75	100m (=4) 1:05.85 35.10	150m (6) 1:45.34 39.49	200m (7) 2:24.74 39.40	250m (5) 3:05.28 40.54	300m (4) 3:47.33 42.05	350m (5) 4:23.18 35.85	33.85
7	7	BLANCHARD Kamila	TQ	0.70	5:00.24	33.26	
50m (8) 31.44	100m (8) 1:07.65 36.21	150m (8) 1:47.08 39.43	200m (8) 2:25.08 38.00	250m (8) 3:08.18 43.10	300m (6) 3:51.01 42.83	350m (7) 4:26.33 35.32	33.91
8	1	HUTCHINSON Rylee	PLS	0.73	5:00.99	34.01	
50m (5) 30.73	100m (7) 1:06.91 36.18	150m (7) 1:45.52 38.61	200m (6) 2:24.11 38.59	250m (7) 3:08.08 43.97	300m (8) 3:52.67 44.59	350m (8) 4:26.62 33.95	34.37

Legend:

= Equal rank **AR** American Record **R.T.** Reaction Time **US** US Open Record
WJ World Junior Record **WR** World Record

Official Timekeeping by Omega





2025 TYR Pro Swim Series

Westmont, IL

March 5 - 8



Event 122 7 MAR 2025 - 7:27 PM

Men's 400m Individual Medley

Final

Results

Event Number 22

	Record	Splits	Name	NAT Code	Location	Date
WR	4:02.50	54.66 1:56.64 3:04.28	MARCHAND Leon	FRA	Fukuoka (JPN)	23 JUL 2023
AR	4:03.84	54.92 1:56.49 3:07.05	PHELPS Michael	USA	Beijing (CHN)	10 AUG 2008
US	4:05.25	55.38 1:57.32 3:08.45	PHELPS Michael	USA	Omaha, NE (USA)	29 JUN 2008
WJ	4:10.02	57.44 2:01.31 3:11.72	BORODIN Ilya	RUS	Budapest (HUN)	23 MAY 2021

Final B

Rank	Lane	Name	Club Code	R.T.	Time	Time Behind		
1	4	DREYER Tuja	UCSC	0.69	4:33.46			
50m (1) 27.62		100m (1) 1:00.06 32.44	150m (1) 1:35.45 35.39	200m (1) 2:10.63 35.18	250m (1) 2:49.82 39.19	300m (1) 3:30.78 40.96	350m (1) 4:02.92 32.14	30.54
2	7	CHIAM Cohen	BSS	0.63	4:36.55	3.09		
50m (5) 29.24		100m (5) 1:02.30 33.06	150m (5) 1:39.47 37.17	200m (4) 2:15.17 35.70	250m (3) 2:54.33 39.16	300m (2) 3:32.69 38.36	350m (2) 4:05.75 33.06	30.80
3	5	VALDEZ Kyle	UN-AZ	0.70	4:38.10	4.64		
50m (4) 28.86		100m (4) 1:01.95 33.09	150m (4) 1:38.58 36.63	200m (5) 2:15.26 36.68	250m (2) 2:53.81 38.55	300m (3) 3:33.45 39.64	350m (3) 4:06.21 32.76	31.89
4	6	SUBAGYO Nicholas	OLY	0.68	4:38.74	5.28		
50m (6) 29.79		100m (6) 1:03.64 33.85	150m (6) 1:41.62 37.98	200m (6) 2:18.96 37.34	250m (6) 2:58.89 39.93	300m (5) 3:38.86 39.97	350m (5) 4:09.76 30.90	28.98
5	2	TRACY Charlie	UN-IN	0.71	4:40.29	6.83		
50m (2) 28.06		100m (3) 1:01.60 33.54	150m (3) 1:38.28 36.68	200m (3) 2:14.16 35.88	250m (4) 2:55.22 41.06	300m (4) 3:36.48 41.26	350m (4) 4:09.72 33.24	30.57
6	3	DIAZ Manuel	MVN	0.71	4:46.66	13.20		
50m (3) 28.09		100m (2) 1:01.13 33.04	150m (2) 1:37.47 36.34	200m (2) 2:13.52 36.05	250m (5) 2:55.84 42.32	300m (6) 3:39.41 43.57	350m (6) 4:13.57 34.16	33.09

Final A

Rank	Lane	Name	Club Code	R.T.	Time	Time Behind		
1	4	FOSTER Carson	RAYS	0.62	4:09.51			
50m (1) 26.04		100m (1) 55.79 29.75	150m (1) 1:28.51 32.72	200m (1) 2:00.12 31.61	250m (1) 2:35.44 35.32	300m (1) 3:11.35 35.91	350m (1) 3:41.39 30.04	28.12
2	5	LYUBAVSKIY Misha	TXLA	0.73	4:24.12	14.61		
50m (4) 27.80		100m (3) 59.37 31.57	150m (2) 1:33.07 33.70	200m (2) 2:06.85 33.78	250m (2) 2:43.73 36.88	300m (2) 3:22.67 38.94	350m (2) 3:54.17 31.50	29.95
3	2	MACDONALD Angus	UN-IN	0.76	4:25.41	15.90		
50m (5) 28.01		100m (6) 1:00.84 32.83	150m (7) 1:35.61 34.77	200m (7) 2:10.18 34.57	250m (4) 2:46.82 36.64	300m (4) 3:24.38 37.56	350m (3) 3:55.01 30.63	30.40
4	7	PRIZLER Tristan	NU	0.67	4:28.08	18.57		
50m (8) 28.55		100m (7) 1:00.88 32.33	150m (5) 1:35.55 34.67	200m (3) 2:08.69 33.14	250m (3) 2:46.13 37.44	300m (3) 3:24.08 37.95	350m (4) 3:56.57 32.49	31.51
5	3	JOENTVEDT Jon	NST	0.73	4:28.16	18.65		
50m (2) 26.92		100m (2) 58.48 31.56	150m (3) 1:34.68 36.20	200m (5) 2:09.72 35.04	250m (5) 2:47.76 38.04	300m (5) 3:27.14 39.38	350m (5) 3:58.60 31.46	29.56
6	6	MAYR Charlie	UN-IN	0.75	4:29.49	19.98		
50m (6) 28.32		100m (8) 1:00.91 32.59	150m (6) 1:35.58 34.67	200m (4) 2:09.45 33.87	250m (6) 2:48.74 39.29	300m (7) 3:28.78 40.04	350m (6) 3:59.61 30.83	29.88
7	8	GONZALEZ-BARBOZA Sebastian	TQ	0.80	4:31.37	21.86		
50m (7) 28.40		100m (5) 1:00.75 32.35	150m (8) 1:37.43 36.68	200m (8) 2:12.37 34.94	250m (8) 2:50.27 37.90	300m (6) 3:28.55 38.28	350m (7) 4:00.91 32.36	30.46
8	1	HEISIG Charlie	UN-IN	0.60	4:33.55	24.04		
50m (3) 27.75		100m (4) 1:00.06 32.31	150m (4) 1:35.05 34.99	200m (6) 2:09.91 34.86	250m (7) 2:49.68 39.77	300m (8) 3:30.37 40.69	350m (8) 4:01.88 31.51	31.67

Legend:

AR American Record **R.T.** Reaction Time **US** US Open Record **WJ** World Junior Record
WR World Record

Official Timekeeping by Omega





2025 TYR Pro Swim Series

Westmont, IL

March 5 - 8



Event 123

8 MAR 2025 - 6:00 PM

Women's 800m Freestyle

Results Summary

Event Number 23

	Record	Splits	Name	NAT Code	Location	Date
WR	8:04.79	57.98 1:59.42 4:01.98	LEDECKY Kathleen	USA	Rio (BRA)	12 AUG 2016
AR	8:04.79	57.98 1:59.42 4:01.98	LEDECKY Katie	USA	Rio de Janeiro (BRA)	12 AUG 2016
US	8:06.68	58.82 2:00.20 4:03.22	LEDECKY Katie	USA	Austin, TX (USA)	17 JAN 2016
WJ	8:11.00	59.44 2:01.48 4:05.70	LEDECKY Kathleen	USA	Shenandoah (USA)	22 JUN 2014

Rank	Heat	Lane	Name	Club Code	Year of Birth	R.T.	Time	Time Behind
1	2	5	RONCATTO GONCALVES G.	BRA	1998	0.74	8:36.95	
	50m 30.19	100m 1:02.36	150m 1:34.77	200m 2:07.44	250m 2:39.96	300m 3:12.55	350m 3:45.29	400m 4:18.13
		32.17	32.41	32.67	32.52	32.59	32.74	32.84
	450m 4:50.63	500m 5:22.96	550m 5:55.36	600m 6:27.91	650m 7:00.49	700m 7:32.95	750m 8:05.38	
	32.50	32.33	32.40	32.55	32.58	32.46	31.57	
2	2	4	COSTA Maria Fernanda	BRA	2002	0.70	8:39.21	2.26
	50m 30.11	100m 1:02.31	150m 1:34.82	200m 2:07.51	250m 2:40.25	300m 3:12.78	350m 3:45.26	400m 4:18.37
		32.20	32.51	32.69	32.74	32.53	32.48	33.11
	450m 4:51.44	500m 5:24.39	550m 5:57.19	600m 6:29.97	650m 7:02.48	700m 7:35.10	750m 8:07.32	
	33.07	32.95	32.80	32.78	32.51	32.62	32.22	31.89
3	2	2	KRITZINGER Tiana	AUS	2005	0.74	8:41.60	4.65
	50m 29.83	100m 1:02.16	150m 1:34.48	200m 2:07.55	250m 2:40.23	300m 3:13.38	350m 3:46.28	400m 4:19.25
		32.33	32.32	33.07	32.68	33.15	32.90	32.97
	450m 4:52.12	500m 5:25.26	550m 5:58.06	600m 6:31.08	650m 7:04.00	700m 7:37.05	750m 8:09.87	
	32.87	33.14	32.80	33.02	32.92	33.05	32.82	31.73
4	2	6	DIZOTTI Beatriz Pimentel	BRA	2000	0.72	8:41.97	5.02
	50m 30.70	100m 1:03.06	150m 1:36.09	200m 2:09.05	250m 2:42.29	300m 3:15.22	350m 3:48.33	400m 4:21.05
		32.36	33.03	32.96	33.24	32.93	33.11	32.72
	450m 4:54.25	500m 5:27.17	550m 6:00.21	600m 6:32.97	650m 7:05.96	700m 7:38.42	750m 8:11.14	
	33.20	32.92	33.04	32.76	32.99	32.46	32.72	30.83
5	2	3	JACKL Vivien	HUN	◆ 2008	0.80	8:44.96	8.01
	50m 29.15	100m 1:00.89	150m 1:33.46	200m 2:06.46	250m 2:39.03	300m 3:12.02	350m 3:45.21	400m 4:18.51
		31.74	32.57	33.00	32.57	32.99	33.19	33.30
	450m 4:51.82	500m 5:25.37	550m 5:58.51	600m 6:32.18	650m 7:05.97	700m 7:39.95	750m 8:13.36	
	33.31	33.55	33.14	33.67	33.79	33.98	33.41	31.60
6	2	7	DUNFORD Abby	SYS	2006	0.73	8:45.68	8.73
	50m 29.77	100m 1:01.89	150m 1:34.67	200m 2:07.75	250m 2:40.84	300m 3:13.93	350m 3:47.01	400m 4:20.24
		32.12	32.78	33.08	33.09	33.09	33.08	33.23
	450m 4:53.37	500m 5:26.71	550m 6:00.10	600m 6:33.44	650m 7:06.97	700m 7:40.39	750m 8:13.39	
	33.13	33.34	33.39	33.34	33.53	33.42	33.00	32.29
7	1	4	PLOEGER Marian	MICH	2006	0.80	8:47.59	10.64
	50m 30.84	100m 1:04.33	150m 1:37.95	200m 2:11.62	250m 2:44.73	300m 3:17.79	350m 3:50.76	400m 4:24.09
		33.49	33.62	33.67	33.11	33.06	32.97	33.33
	450m 4:57.12	500m 5:30.30	550m 6:03.41	600m 6:36.90	650m 7:10.02	700m 7:43.08	750m 8:15.79	
	33.03	33.18	33.11	33.49	33.12	33.06	32.71	31.80
8	2	1	MINTENKO Madi	PPA	◆ 2007	0.83	8:52.11	15.16
	50m 29.72	100m 1:02.40	150m 1:35.37	200m 2:09.12	250m 2:42.60	300m 3:15.90	350m 3:49.52	400m 4:23.14
		32.68	32.97	33.75	33.48	33.30	33.62	33.62
	450m 4:56.78	500m 5:30.59	550m 6:04.36	600m 6:38.40	650m 7:12.53	700m 7:46.68	750m 8:19.84	
	33.64	33.81	33.77	34.04	34.13	34.15	33.16	32.27
9	1	2	BENNETT Brooke	PLS	◆ 2008	0.73	8:56.58	19.63
	50m 30.92	100m 1:04.62	150m 1:38.65	200m 2:13.12	250m 2:47.30	300m 3:21.93	350m 3:56.02	400m 4:30.19
		33.70	34.03	34.47	34.18	34.63	34.09	34.17
	450m 5:03.75	500m 5:37.56	550m 6:11.12	600m 6:44.75	650m 7:18.08	700m 7:51.48	750m 8:24.20	
	33.56	33.81	33.56	33.63	33.33	33.40	32.72	32.38
10	1	5	ALEGI Grace	SYS	◆ 2009	0.81	8:57.90	20.95
	50m 30.89	100m 1:04.18	150m 1:37.94	200m 2:11.83	250m 2:45.45	300m 3:18.89	350m 3:52.58	400m 4:26.14
		33.29	33.76	33.89	33.62	33.44	33.69	33.56
	450m 5:00.01	500m 5:34.16	550m 6:08.55	600m 6:42.57	650m 7:16.42	700m 7:50.38	750m 8:24.86	
	33.87	34.15	34.39	34.02	33.85	33.96	34.48	33.04
11	1	7	MULLIKIN Brielle	UN-PC	◆ 2009	0.61	9:11.56	34.61
	50m 31.85	100m 1:05.71	150m 1:40.09	200m 2:14.63	250m 2:49.22	300m 3:23.81	350m 3:58.67	400m 4:33.70
		33.86	34.38	34.54	34.59	34.59	34.86	35.03
	450m 5:08.76	500m 5:43.34	550m 6:18.40	600m 6:52.77	650m 7:27.73	700m 8:02.37	750m 8:37.24	
	35.06	34.58	35.06	34.37	34.96	34.64	34.87	34.32

Official Timekeeping by Omega





2025 TYR Pro Swim Series

Westmont, IL

March 5 - 8



Event 123 8 MAR 2025 - 6:00 PM

Women's 800m Freestyle

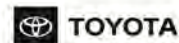
Results Summary

Event Number 23

Rank	Heat	Lane	Name	Club Code	Year of Birth	R.T.	Time	Time Behind
12	2	8	PIATERA MERCIER Delphine	TQ	◆ 2008	0.76	9:15.78	38.83
	50m 30.42	100m 1:04.00	150m 1:38.76	200m 2:13.29	250m 2:48.23	300m 3:23.63	350m 3:58.80	400m 4:34.41
		33.58	34.76	34.53	34.94	35.40	35.17	35.61
	450m 5:09.85	500m 5:45.49	550m 6:20.90	600m 6:56.58	650m 7:31.47	700m 8:06.71	750m 8:41.85	
	35.44	35.64	35.41	35.68	34.89	35.24	35.14	33.93
13	1	1	HUTCHINSON Rylee	PLS	◆ 2008	0.72	9:21.14	44.19
	50m 31.53	100m 1:05.23	150m 1:39.31	200m 2:13.82	250m 2:48.24	300m 3:23.02	350m 3:57.69	400m 4:32.79
		33.70	34.08	34.51	34.42	34.78	34.67	35.10
	450m 5:07.98	500m 5:43.69	550m 6:19.90	600m 6:56.25	650m 7:32.22	700m 8:09.00	750m 8:45.31	
	35.19	35.71	36.21	36.35	35.97	36.78	36.31	35.83
14	1	8	GEORGE Heidi	WOLFM	1976	0.82	9:27.47	50.52
	50m 33.01	100m 1:07.29	150m 1:42.46	200m 2:17.62	250m 2:53.12	300m 3:28.61	350m 4:04.62	400m 4:40.36
		34.28	35.17	35.16	35.50	35.49	36.01	35.74
	450m 5:16.12	500m 5:51.80	550m 6:27.96	600m 7:03.99	650m 7:40.23	700m 8:16.27	750m 8:52.37	
	35.76	35.68	36.16	36.03	36.24	36.04	36.10	35.10
15	1	6	GUTIERREZ Luci	WEST	◆ 2007	0.71	9:39.31	1:02.36
	50m 31.73	100m 1:05.25	150m 1:39.73	200m 2:14.89	250m 2:50.05	300m 3:25.95	350m 4:02.88	400m 4:40.05
		33.52	34.48	35.16	35.16	35.90	36.93	37.17
	450m 5:17.46	500m 5:54.92	550m 6:32.47	600m 7:09.81	650m 7:47.53	700m 8:25.32	750m 9:02.82	
	37.41	37.46	37.55	37.34	37.72	37.79	37.50	36.49
16	1	3	MILBAUM Lolly	SYS	◆ 2007		DNS	

Legend:							
◆	Junior swimmer	AR	American Record	DNS	Did Not Start	R.T.	Reaction Time
US	US Open Record	WJ	World Junior Record	WR	World Record		

Official Timekeeping by Omega





2025 TYR Pro Swim Series

Westmont, IL

March 5 - 8



Event 124 8 MAR 2025 - 6:09 PM

Men's 800m Freestyle

Results Summary

Event Number 24

	Record	Splits			Name	NAT Code	Location	Date
WR	7:32.12	55.20	1:52.55	3:46.79	ZHANG Lin	CHN	Rome (ITA)	29 JUL 2009
AR	7:38.67	55.19	1:52.83	3:48.76	FINKE Bobby	USA	Fukuoka (JPN)	26 JUL 2023
US	7:40.34	55.76	1:53.76	3:50.20	FINKE Bobby	USA	Indianapolis, IN (USA)	1 JUL 2023
WJ	7:43.37	56.29	1:55.08	3:52.94	GALOSSO Lorenzo	ITA	Rome (ITA)	13 AUG 2022

Rank	Heat	Lane	Name	Club Code	Year of Birth	R.T.	Time	Time Behind
1	3	4	SHORT Samuel	AUS	2003	0.67	7:45.02	
	50m 26.62	100m 55.41	150m 1:24.55	200m 1:54.08	250m 2:23.47	300m 2:52.98	350m 3:22.34	400m 3:51.76
			28.79	29.14	29.53	29.39	29.36	29.42
	450m 4:21.03	500m 4:50.49	550m 5:19.72	600m 5:49.19	650m 6:18.49	700m 6:47.91	750m 7:17.16	
	29.27	29.46	29.23	29.47	29.30	29.42	29.25	27.86
2	3	5	COSTA Guilherme	SESC	1998	0.70	7:56.45	11.43
	50m 26.55	100m 55.52	150m 1:24.90	200m 1:54.40	250m 2:23.92	300m 2:53.69	350m 3:23.86	400m 3:54.54
			28.97	29.38	29.50	29.77	30.17	30.68
	450m 4:25.06	500m 4:55.99	550m 5:26.31	600m 5:57.29	650m 6:27.67	700m 6:58.45	750m 7:28.25	
	30.52	30.93	30.32	30.98	30.38	30.78	29.80	28.20
3	2	4	ERISMAN Ryan	LAKR	2006	0.74	7:58.97	13.95
	50m 27.28	100m 57.16	150m 1:26.88	200m 1:56.94	250m 2:26.87	300m 2:57.25	350m 3:27.39	400m 3:58.10
			29.88	29.72	30.06	29.93	30.14	30.71
	450m 4:28.45	500m 4:58.73	550m 5:29.02	600m 5:59.71	650m 6:30.37	700m 7:00.59	750m 7:30.32	
	30.35	30.28	30.29	30.69	30.66	30.22	29.73	28.65
4	3	2	MIJATOVIC Luka	PLS	◆ 2009	0.73	7:59.09	14.07
	50m 27.15	100m 56.70	150m 1:26.47	200m 1:56.69	250m 2:26.52	300m 2:56.83	350m 3:27.13	400m 3:57.88
			29.55	29.77	30.22	30.31	30.30	30.75
	450m 4:28.10	500m 4:58.43	550m 5:28.84	600m 5:59.42	650m 6:29.74	700m 7:00.26	750m 7:30.42	
	30.22	30.33	30.41	30.58	30.32	30.52	30.16	28.67
5	3	7	ENYEART Alec	TST-MV	2004	0.72	8:03.64	18.62
	50m 27.80	100m 57.90	150m 1:28.18	200m 1:58.78	250m 2:29.39	300m 3:00.10	350m 3:31.00	400m 4:01.98
			30.10	30.28	30.60	30.71	30.90	30.98
	450m 4:32.86	500m 5:03.61	550m 5:34.09	600m 6:04.18	650m 6:34.39	700m 7:04.81	750m 7:34.75	
	30.88	30.75	30.48	30.09	30.21	30.42	29.94	28.89
6	3	1	de FREITAS STEVERINK S.	FRJ	2004	0.67	8:04.35	19.33
	50m 26.08	100m 55.82	150m 1:25.92	200m 1:56.16	250m 2:26.48	300m 2:56.72	350m 3:27.04	400m 3:58.02
			29.74	30.10	30.24	30.32	30.32	30.98
	450m 4:28.73	500m 4:59.59	550m 5:30.52	600m 6:01.45	650m 6:32.73	700m 7:03.94	750m 7:34.76	
	30.71	30.86	30.93	30.93	31.28	31.21	30.82	29.59
7	3	6	SIBIRTSEV Iliia	UZB	2001	0.64	8:09.66	24.64
	50m 27.90	100m 58.05	150m 1:28.21	200m 1:58.83	250m 2:29.45	300m 3:00.34	350m 3:31.12	400m 4:02.30
			30.15	30.16	30.62	30.89	30.78	31.18
	450m 4:33.23	500m 5:04.36	550m 5:35.24	600m 6:06.66	650m 6:37.76	700m 7:09.10	750m 7:40.09	
	30.93	31.13	30.88	31.42	31.10	31.34	30.99	29.57
8	2	3	ATKINSON Sean	UN-IN	2006	0.68	8:12.73	27.71
	50m 27.49	100m 57.94	150m 1:28.50	200m 1:59.79	250m 2:30.97	300m 3:02.20	350m 3:32.91	400m 4:04.73
			30.45	30.56	31.29	31.18	30.71	31.82
	450m 4:36.03	500m 5:07.55	550m 5:38.32	600m 6:10.58	650m 6:40.76	700m 7:13.04	750m 7:43.23	
	31.30	31.52	30.77	32.26	30.18	32.28	30.19	29.50
9	2	5	PAULINS Sebastian	TQ	1998	0.75	8:20.30	35.28
	50m 28.66	100m 59.69	150m 1:30.86	200m 2:02.25	250m 2:33.38	300m 3:04.94	350m 3:36.60	400m 4:08.32
			31.03	31.17	31.39	31.13	31.66	31.72
	450m 4:39.79	500m 5:11.49	550m 5:43.25	600m 6:15.23	650m 6:46.95	700m 7:18.80	750m 7:50.47	
	31.47	31.70	31.76	31.98	31.72	31.85	31.67	29.83
10	2	6	CALLAN Jack	UN-IN	2001	0.72	8:21.71	36.69
	50m 28.53	100m 59.30	150m 1:30.31	200m 2:01.71	250m 2:33.33	300m 3:04.95	350m 3:36.59	400m 4:08.38
			30.77	31.01	31.40	31.62	31.64	31.79
	450m 4:40.05	500m 5:11.86	550m 5:43.65	600m 6:15.56	650m 6:47.39	700m 7:19.25	750m 7:50.82	
	31.67	31.81	31.79	31.91	31.83	31.86	31.57	30.89
11	1	7	LYUBAVSKIY Misha	TXLA	2001	0.67	8:24.00	38.98
	50m 28.70	100m 1:00.20	150m 1:31.57	200m 2:03.32	250m 2:34.99	300m 3:06.88	350m 3:38.59	400m 4:10.68
			31.50	31.37	31.75	31.89	31.71	32.09
	450m 4:42.68	500m 5:14.78	550m 5:47.03	600m 6:19.17	650m 6:51.03	700m 7:22.92	750m 7:54.19	
	32.00	32.10	32.25	32.14	31.86	31.89	31.27	29.81

Official Timekeeping by Omega





2025 TYR Pro Swim Series

Westmont, IL

March 5 - 8



Event 124 8 MAR 2025 - 6:09 PM

Men's 800m Freestyle

Results Summary

Event Number 24

Rank	Heat	Lane	Name	Club Code	Year of Birth	R.T.	Time	Time Behind
12	2	8	GONZALEZ-BARBOZA S.	TQ	2005	0.73	8:25.93	40.91
	50m 28.89	100m 1:00.20	150m 1:32.14	200m 2:04.03	250m 2:35.90	300m 3:07.73	350m 3:39.82	400m 4:11.73
		31.31	31.94	31.89	31.87	31.83	32.09	31.91
	450m 4:43.98	500m 5:15.74	550m 5:47.89	600m 6:19.83	650m 6:51.78	700m 7:23.58	750m 7:55.22	
	32.25	31.76	32.15	31.94	31.95	31.80	31.64	30.71
13	1	5	MAYR Charlie	UN-IN	2006	0.67	8:26.28	41.26
	50m 28.55	100m 1:00.41	150m 1:31.82	200m 2:04.06	250m 2:35.87	300m 3:08.11	350m 3:40.02	400m 4:12.23
		31.86	31.41	32.24	31.81	32.24	31.91	32.21
	450m 4:44.27	500m 5:16.67	550m 5:48.82	600m 6:21.29	650m 6:52.78	700m 7:24.48	750m 7:55.95	
	32.04	32.40	32.15	32.47	31.49	31.70	31.47	30.33
14	2	2	DUFFY Edouard	TQ	2005	0.67	8:26.59	41.57
	50m 27.53	100m 58.50	150m 1:29.83	200m 2:01.86	250m 2:33.94	300m 3:05.70	350m 3:37.15	400m 4:09.61
		30.97	31.33	32.03	32.08	31.76	31.45	32.46
	450m 4:41.37	500m 5:13.29	550m 5:45.72	600m 6:18.42	650m 6:50.61	700m 7:23.15	750m 7:55.49	
	31.76	31.92	32.43	32.70	32.19	32.54	32.34	31.10
15	1	3	SUBAGYO Nicholas	OLY	2003	0.67	8:26.96	41.94
	50m 28.02	100m 58.96	150m 1:30.32	200m 2:02.60	250m 2:34.87	300m 3:07.53	350m 3:39.94	400m 4:12.49
		30.94	31.36	32.28	32.27	32.66	32.41	32.55
	450m 4:44.91	500m 5:17.59	550m 5:50.01	600m 6:22.43	650m 6:54.30	700m 7:26.38	750m 7:57.66	
	32.42	32.68	32.42	32.42	31.87	32.08	31.28	29.30
16	3	3	JOENTVEDT Jon	NST	2003	0.71	8:34.34	49.32
	50m 26.76	100m 55.53	150m 1:24.61	200m 1:54.36	250m 2:23.83	300m 2:53.98	350m 3:24.05	400m 3:53.91
		28.77	29.08	29.75	29.47	30.15	30.07	29.86
	450m 4:34.39	500m 5:09.80	550m 5:44.60	600m 6:19.11	650m 6:53.03	700m 7:27.45	750m 8:01.35	
	40.48	35.41	34.80	34.51	33.92	34.42	33.90	32.99
17	1	4	PRIZLER Tristan	NU	2005	0.65	8:37.28	52.26
	50m 28.53	100m 1:00.41	150m 1:32.60	200m 2:05.72	250m 2:38.43	300m 3:11.46	350m 3:44.41	400m 4:17.17
		31.88	32.19	33.12	32.71	33.03	32.95	32.76
	450m 4:50.04	500m 5:22.81	550m 5:55.59	600m 6:28.73	650m 7:00.79	700m 7:33.03	750m 8:05.36	
	32.87	32.77	32.78	33.14	32.06	32.24	32.33	31.92
18	1	2	METZGAR Samuel	KING	◆ 2008	0.70	8:39.81	54.79
	50m 28.42	100m 1:00.01	150m 1:31.80	200m 2:04.35	250m 2:36.17	300m 3:09.14	350m 3:41.85	400m 4:14.92
		31.59	31.79	32.55	31.82	32.97	32.71	33.07
	450m 4:47.78	500m 5:20.96	550m 5:53.99	600m 6:27.42	650m 7:00.50	700m 7:34.18	750m 8:07.30	
	32.86	33.18	33.03	33.43	33.08	33.68	33.12	32.51
19	1	6	CHAN Parker	FMC	◆ 2007	0.74	8:40.78	55.76
	50m 29.57	100m 1:01.77	150m 1:34.54	200m 2:07.45	250m 2:40.37	300m 3:13.65	350m 3:46.49	400m 4:19.53
		32.20	32.77	32.91	32.92	33.28	32.84	33.04
	450m 4:52.32	500m 5:25.36	550m 5:58.63	600m 6:31.61	650m 7:03.92	700m 7:36.45	750m 8:09.55	
	32.79	33.04	33.27	32.98	32.31	32.53	33.10	31.23
20	2	7	PARISE Zachary	TQ	2006		DNS	
20	3	8	HAMMER Aiden	KING	◆ 2007		DNS	
22	2	1	BRANON Patrick	UN-IN	2005		DSQ	

Legend:	◆ Junior swimmer	AR American Record	DNS Did Not Start	DSQ Disqualified
R.T. Reaction Time	US US Open Record	WJ World Junior Record	WR World Record	

Official Timekeeping by Omega





2025 TYR Pro Swim Series

Westmont, IL

March 5 - 8



Event 125

8 MAR 2025 - 6:18 PM

Women's 100m Backstroke

Final

Results

Event Number 25

	Record	Split	Name	NAT Code	Location	Date
WR	57.13	27.94	SMITH Regan E	USA	Indianapolis (USA)	18 JUN 2024
AR	57.13	27.94	SMITH Regan	USA	Indianapolis, IN (USA)	18 JUN 2024
US	57.13	27.94	SMITH Regan	USA	Indianapolis, IN (USA)	18 JUN 2024
WJ	57.57	27.74	SMITH Regan E	USA	Gwangju (KOR)	28 JUL 2019

Final B

Rank	Lane	Name	Club Code	R.T.	50m	Time	Time Behind
1	5	MURDOCK Justine	UN-IL	0.59	(3) 30.57	1:02.47 31.90	
2	4	LAVIGUEUR Brynn	SYS	0.66	(1) 29.88	1:02.74 32.86	0.27
3	7	ARNALL Ines	WEST	0.79	(7) 30.82	1:03.02 32.20	0.55
4	6	RODGERS Sienna	UCSC	0.57	(4) 30.66	1:03.04 32.38	0.57
5	2	SOTOMAYOR Alexia	SAS	0.54	(6) 30.71	1:03.10 32.39	0.63
6	3	BERRINO Andrea	ARG	0.62	(2) 30.53	1:03.35 32.82	0.88
7	8	MUSICK Olivia	WILD	0.54	(8) 31.10	1:03.90 32.80	1.43
8	1	ARNALL Alba	WEST	0.67	(5) 30.69	1:04.09 33.40	1.62

Final A

Rank	Lane	Name	Club Code	R.T.	50m	Time	Time Behind
1	4	SMITH Regan	TXLA	0.57	(1) 28.25	58.64 30.39	
2	5	BERKOFF Katharine	WOLFNC	0.61	(4) 29.01	59.51 30.50	0.87
3	3	MASSE Kylie	CAN	0.59	(2) 28.68	59.56 30.88	0.92
4	2	ERISMAN Rylee	LAKR	0.83	(3) 28.98	59.67 30.69	1.03
5	7	WILM Ingrid	CAN	0.69	(7) 29.70	1:00.01 30.31	1.37
6	6	WHITE Rhyan	WOLFNC	0.63	(5) 29.23	1:00.05 30.82	1.41
7	8	MISHLER Julie	FASTIN	0.56	(6) 29.52	1:01.15 31.63	2.51
8	1	KRYGER Madison	CAN	0.62	(8) 29.86	1:01.35 31.49	2.71

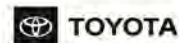
Official Timekeeping by Omega



FLUIDRA



OneAmerica Financial





2025 TYR Pro Swim Series

Westmont, IL

March 5 - 8



Event 125

8 MAR 2025 - 6:18 PM

Women's 100m Backstroke

Final

Results

Event Number 25

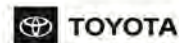
Final C

Rank	Lane	Name	Club Code	R.T.	50m	Time	Time Behind
1	5	ERLENSDOTTIR Elisabeth	GTCH	0.63	(1) 30.85	1:03.78 32.93	
2	4	SOREL Martine	TQ	0.54	(2) 31.22	1:04.49 33.27	0.71
3	6	ROBITAILLE Florence	TQ	0.71	(8) 31.97	1:04.66 32.69	0.88
4	2	McCOY Taylor	COUG	0.56	(4) 31.79	1:05.02 33.23	1.24
5	7	WANG Ariel	WSU	0.61	(5) 31.88	1:05.66 33.78	1.88
6	3	SIQUEIRA ALMEIDA Nathalia	BRA	0.63	(=6) 31.89	1:06.01 34.12	2.23
7	8	KING Pilar	UN-GA	0.65	(3) 31.76	1:06.44 34.68	2.66
8	1	KRISTMANNSDOTTIR Yifa	SA	0.58	(=6) 31.89	1:06.85 34.96	3.07

Legend:

= Equal rank **AR** American Record **R.T.** Reaction Time **US** US Open Record
WJ World Junior Record **WR** World Record

Official Timekeeping by Omega





2025 TYR Pro Swim Series

Westmont, IL

March 5 - 8



Event 126

8 MAR 2025 - 6:25 PM

Men's 100m Backstroke

Final

Results

Event Number 26

	Record	Split	Name	NAT Code	Location	Date
WR	51.60	25.14	CECCON Thomas	ITA	Budapest (HUN)	20 JUN 2022
AR	51.85	25.13	MURPHY Ryan	USA	Rio de Janeiro (BRA)	13 AUG 2016
US	51.94	25.35	PEIRSOL Aaron	USA	Indianapolis, IN (USA)	8 JUL 2009
WJ	52.08	25.00	LIFINCEV Miron	RUS	Ekaterinburg (RUS)	28 JUL 2024

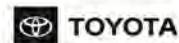
Final B

Rank	Lane	Name	Club Code	R.T.	50m	Time	Time Behind
1	4	POPOVIC Ljubomir	UN-IL	0.72	(7) 28.57	56.86 28.29	
2	5	MOODY Paul	GWA	0.80	(4) 28.17	57.06 28.89	0.20
3	3	MELNYCHUK David	SYS	0.74	(1) 27.76	57.23 29.47	0.37
4	7	MACHT Sascha	BSS	0.63	(2) 27.94	57.42 29.48	0.56
5	1	WU Tim	PLS	0.62	(5) 28.42	58.19 29.77	1.33
6	8	McINTOSH Luke	TBAY	0.55	(3) 27.96	58.53 30.57	1.67
7	2	KELLY Andy	UN-IN	0.65	(8) 28.84	59.06 30.22	2.20
8	6	LEVINE Aidan	TBAY	0.74	(6) 28.47	59.75 31.28	2.89

Final A

Rank	Lane	Name	Club Code	R.T.	50m	Time	Time Behind
1	5	CASAS Shaine	TXLA	0.53	(=1) 25.99	53.54 27.55	
2	4	JANTON Tommy	UN-IN	0.62	(=1) 25.99	53.82 27.83	0.28
3	3	DOLAN Jack	SUN	0.61	(3) 26.38	54.73 28.35	1.19
4	6	PRATT Cole	CAN	0.63	(4) 26.65	54.98 28.33	1.44
5	8	MORALES Yeziel	MVN	0.55	(7) 27.51	56.28 28.77	2.74
6	2	KOSIAN Yurii	UN-IN	0.79	(6) 26.97	56.34 29.37	2.80
7	1	GERCHIK David	NU	0.65	(8) 27.56	56.36 28.80	2.82
8	7	WINKLER Finn	FASTIN	0.70	(5) 26.92	56.53 29.61	2.99

Official Timekeeping by Omega





2025 TYR Pro Swim Series

Westmont, IL

March 5 - 8



Event 126 8 MAR 2025 - 6:25 PM

Men's 100m Backstroke

Final

Results

Event Number 26

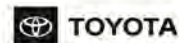
Final C

Rank	Lane	Name	Club Code	R.T.	50m	Time	Time Behind
1	6	CARRINGTON Liam	BSS	0.69	(3) 28.25	57.91 29.66	
2	5	SOHOVICH Xavier	BSS	0.67	(2) 28.13	58.75 30.62	0.84
3	3	FILIPOV Velizar	FMC	0.61	(4) 28.66	58.95 30.29	1.04
4	4	SULLIVAN Jack	UN-IN	0.57	(1) 28.10	59.78 31.68	1.87
5	2	PAREJA Pablo	FMC	0.62	(5) 28.72	59.80 31.08	1.89

Legend:

=	Equal rank	AR	American Record	R.T.	Reaction Time	US	US Open Record
WJ	World Junior Record	WR	World Record				

Official Timekeeping by Omega





2025 TYR Pro Swim Series

Westmont, IL

March 5 - 8



Event 127 8 MAR 2025 - 6:31 PM

Women's 200m Breaststroke

Final

Results

Event Number 27

	Record	Splits	Name	NAT Code	Location	Date
WR	2:17.55	32.13 1:07.28 1:42.47	CHIKUNOVA Evgeniia	RUS	Kazan (RUS)	21 APR 2023
AR	2:19.24	31.83 1:07.09 1:42.89	DOUGLASS Kate	USA	Paris (FRA)	8 JAN 2024
US	2:19.30	32.01 1:07.05 1:42.97	DOUGLASS Kate	USA	Knoxville, TX (USA)	13 JAN 2024
WJ	2:19.64	32.10 1:07.59 1:43.52	GUNES Viktoria Zeynep	TUR	Singapore (SGP)	30 AUG 2015

Final B

Rank	Lane	Name	Club Code	R.T.	50m	100m	150m	Time	Time Behind
1	4	BLANCHARD Kamila	TQ	0.68	(=2) 34.92	(2) 1:14.46 39.54	(1) 1:55.05 40.59	2:36.61	
2	1	KING Madi	LFSC	0.70	(1) 34.13	(1) 1:13.89 39.76	(2) 1:55.21 41.32	2:39.42	2.81
3	5	DAVIS Meagan	UN-GA	0.70	(6) 36.16	(7) 1:17.43 41.27	(4) 1:58.56 41.13	2:40.44	3.83
4	3	GRIFFIS Erin	UN-PC	0.73	(7) 36.22	(=5) 1:16.78 40.56	(5) 1:58.83 42.05	2:41.21	4.60
5	7	HOWARD Cecilia	BC	0.68	(=2) 34.92	(3) 1:15.09 40.17	(3) 1:57.71 42.62	2:41.43	4.82
6	2	PARSON Lucy	USSD	0.86	(5) 35.49	(=5) 1:16.78 41.29	(6) 1:59.19 42.41	2:43.09	6.48
7	6	ILKIU Erika	PAC	0.75	(8) 37.81	(8) 1:19.52 41.71	(7) 2:02.16 42.64	2:46.20	9.59
8	8	SANCHO SANZ Ines	UN-IL	0.67	(4) 35.22	(4) 1:16.02 40.80	(8) 2:09.01 52.99	2:57.38	20.77

Final A

Rank	Lane	Name	Club Code	R.T.	50m	100m	150m	Time	Time Behind
1	4	DOUGLASS Kate	NYAC	0.70	(1) 32.11	(1) 1:08.20 36.09	(1) 1:44.92 36.72	2:22.60	
2	5	ELENDT Anna	TXLA	0.71	(2) 33.21	(2) 1:10.17 36.96	(2) 1:47.24 37.07	2:25.51	2.91
3	3	HARVEY Mary-Sophie	TQ	0.72	(4) 33.56	(3) 1:10.89 37.33	(3) 1:48.18 37.29	2:25.78	3.18
4	6	ASSIS Gabriele	FRJ	0.69	(5) 33.83	(5) 1:11.19 37.36	(4) 1:49.18 37.99	2:27.30	4.70
5	2	ANGUS Sophie	CAN	0.68	(3) 33.38	(4) 1:11.06 37.68	(5) 1:49.57 38.51	2:30.41	7.81
6	7	ODGERS Isabelle	NOVA	0.77	(8) 34.54	(7) 1:12.60 38.06	(6) 1:51.59 38.99	2:30.93	8.33
7	1	BENNETT Taylor	PLS	0.76	(7) 34.48	(8) 1:13.78 39.30	(7) 1:53.42 39.64	2:34.13	11.53
8	8	MORETH Maddie	VSC	0.60	(6) 34.09	(6) 1:12.50 38.41	(8) 1:53.45 40.95	2:34.82	12.22

Final C

Rank	Lane	Name	Club Code	R.T.	50m	100m	150m	Time	Time Behind
1	4	DOHERTY Anna	FMC	0.77	(1) 34.73	(1) 1:16.08 41.35	(1) 2:00.50 44.42	2:46.00	45.50

Legend:

= Equal rank **AR** American Record **R.T.** Reaction Time **US** US Open Record
WJ World Junior Record **WR** World Record

Official Timekeeping by Omega





2025 TYR Pro Swim Series

Westmont, IL

March 5 - 8



Event 128 8 MAR 2025 - 6:40 PM

Men's 200m Breaststroke

Final

Results

Event Number 28

	Record	Splits	Name	NAT Code	Location	Date
WR	2:05.48	28.53 1:00.72 1:33.36	QIN Haiyang	CHN	Fukuoka (JPN)	28 JUL 2023
AR	2:06.54	29.19 1:01.50 1:34.00	FALLON Matthew	USA	Indianapolis, IN (USA)	19 JUN 2024
US	2:06.54	29.19 1:01.50 1:34.00	FALLON Matthew	USA	Indianapolis, IN (USA)	19 JUN 2024
WJ	2:08.04	29.05 1:01.92 1:35.48	DONG Zhihao	CHN	Fukuoka (JPN)	28 JUL 2023

Final B

Rank	Lane	Name	Club Code	R.T.	50m	100m	150m	Time	Time Behind
1	4	WANG Sirui	PAC	0.64	(1) 31.15	(1) 1:05.67 34.52	(1) 1:41.40 35.73	2:18.60	
2	6	MANGO Giorgio	BA	0.64	(=5) 32.16	(6) 1:08.34 36.18	(4) 1:43.97 35.63	2:19.57	0.97
3	5	LANDRY Alexandre	SLSC	0.71	(2) 31.42	(2) 1:07.53 36.11	(2) 1:43.22 35.69	2:19.78	1.18
4	2	CHIAM Cohen	BSS	0.63	(=5) 32.16	(4) 1:08.20 36.04	(3) 1:43.88 35.68	2:20.51	1.91
5	3	YOUNG Lucas	BSS	0.67	(4) 32.05	(3) 1:07.56 35.51	(5) 1:44.35 36.79	2:21.02	2.42
6	1	LEE Jonah	VSC	0.62	(3) 31.55	(5) 1:08.24 36.69	(6) 1:44.88 36.64	2:22.15	3.55
7	8	GONZALEZ-BARBOZA Sebastian	TQ	0.71	(7) 32.81	(7) 1:09.11 36.30	(7) 1:46.77 37.66	2:24.78	6.18
8	7	MARTIN Giulian	CANE	0.64	(8) 33.21	(8) 1:09.97 36.76	(8) 1:46.91 36.94	2:25.84	7.24

Final A

Rank	Lane	Name	Club Code	R.T.	50m	100m	150m	Time	Time Behind
1	3	BEY Josh	HHSC	0.64	(1) 29.80	(1) 1:03.38 33.58	(2) 1:37.61 34.23	2:12.61	
2	4	POUCH Aj	PRVT	0.66	(2) 30.07	(2) 1:03.39 33.32	(1) 1:37.33 33.94	2:13.13	0.52
3	6	RODRIGUES Joao	GTCH	0.71	(8) 31.31	(5) 1:06.06 34.75	(4) 1:41.19 35.13	2:17.11	4.50
4	5	HESS Apollo	CAN	0.68	(3) 30.58	(3) 1:04.81 34.23	(3) 1:40.00 35.19	2:17.21	4.60
5	2	WANG Charles	PASA	0.72	(7) 31.09	(8) 1:06.54 35.45	(6) 1:41.83 35.29	2:17.69	5.08
6	7	NICOLA RHO Dante	MCK	0.68	(4) 30.79	(6) 1:06.30 35.51	(7) 1:42.43 36.13	2:17.71	5.10
7	8	CHEN Jerry	PEAQ	0.73	(5) 30.81	(4) 1:05.77 34.96	(5) 1:41.52 35.75	2:18.48	5.87
8	1	JOOS Louis	BSS	0.63	(6) 30.88	(7) 1:06.47 35.59	(8) 1:42.55 36.08	2:18.70	6.09

Official Timekeeping by Omega





2025 TYR Pro Swim Series

Westmont, IL

March 5 - 8



Event 128 8 MAR 2025 - 6:40 PM

Men's 200m Breaststroke

Final

Results

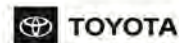
Event Number 28

Final C

Rank	Lane	Name	Club Code	R.T.	50m	100m	150m	Time	Time Behind
1	6	ZAMIR Eldad	BSS	0.67	(1) 31.94	(1) 1:09.68 37.74	(2) 1:49.57 39.89	2:27.17 37.60	
2	5	BENINGTON Patrick	FMC	0.71	(3) 33.12	(2) 1:10.41 37.29	(1) 1:48.90 38.49	2:27.71 38.81	0.54
3	3	PELINKOVIC Gabriel	FMC	0.70	(2) 32.68	(3) 1:10.53 37.85	(3) 1:49.91 39.38	2:29.28 39.37	2.11
	4	BARDAK Tyler	FOX					DNS	

Legend:		AR	American Record	DNS	Did Not Start	R.T.	Reaction Time
=	Equal rank	WJ	World Junior Record	WR	World Record		
US	US Open Record						

Official Timekeeping by Omega





2025 TYR Pro Swim Series

Westmont, IL

March 5 - 8



Event 129

8 MAR 2025 - 6:48 PM

Women's 100m Butterfly

Final

Results

Event Number 29

	Record	Split	Name	NAT Code	Location	Date
WR	55.18	25.45	WALSH Gretchen C	USA	Indianapolis (USA)	15 JUN 2024
AR	55.18	25.45	WALSH Gretchen	USA	Indianapolis, IN (USA)	15 JUN 2024
US	55.18	25.45	WALSH Gretchen	USA	Indianapolis, IN (USA)	15 JUN 2024
WJ	56.33		HIRAI Mizuki	JPN	Yokohama (JPN)	22 JUN 2024

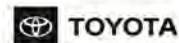
Final B

Rank	Lane	Name	Club Code	R.T.	50m	Time	Time Behind
1	4	KLINKER Rachel	CAL	0.70	(3) 28.50	1:00.22 31.72	
2	5	RIPKOVA Zora	GTCH	0.71	(1) 28.19	1:00.68 32.49	0.46
3	3	SANSORES de la FUENT Andrea	UN-NT	0.74	(4) 28.53	1:01.08 32.55	0.86
4	2	CLARK Maxine	UCSC	0.73	(5) 28.65	1:01.92 33.27	1.70
5	1	REVILAK FONSECA Sofia	UN-NT	0.69	(2) 28.39	1:02.24 33.85	2.02
6	7	ARNALL Ines	WEST	0.74	(7) 29.43	1:02.42 32.99	2.20
7	8	ARNALL Alba	WEST	0.72	(8) 29.70	1:02.81 33.11	2.59
8	6	STINSON Chloe	UN-MVN	0.79	(6) 29.34	1:03.29 33.95	3.07

Final A

Rank	Lane	Name	Club Code	R.T.	50m	Time	Time Behind
1	4	SMITH Regan	TXLA	0.69	(2) 26.99	56.85 29.86	
2	5	PRICE Lily	AUS	0.73	(1) 26.90	58.26 31.36	1.41
3	3	MANUEL Simone	TXLA	0.69	(3) 27.35	58.62 31.27	1.77
4	2	HARVEY Mary-Sophie	TQ	0.70	(5) 28.17	1:00.07 31.90	3.22
5	6	GIGOVIC Matea	CAN	0.64	(4) 27.87	1:00.15 32.28	3.30
6	1	ZHANG Kelsey	UN-PC	0.65	(6) 28.44	1:00.85 32.41	4.00
7	8	HETLAND Maya	PASA	0.76	(8) 29.09	1:01.21 32.12	4.36
8	7	MINTENKO Madi	PPA	0.77	(7) 28.97	1:01.72 32.75	4.87

Official Timekeeping by Omega





2025 TYR Pro Swim Series

Westmont, IL

March 5 - 8



Event 129 8 MAR 2025 - 6:48 PM

Women's 100m Butterfly

Final

Results

Event Number 29

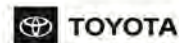
Final C

Rank	Lane	Name	Club Code	R.T.	50m	Time	Time Behind
1	4	SOTOMAYOR Alexia	SAS	0.64	(1) 28.64	1:02.09 33.45	
2	5	DETTER Olivia	UN-PC	0.61	(2) 28.65	1:02.35 33.70	0.26
3	3	ROCHA Joice Otero	FRJ	0.73	(3) 28.85	1:02.58 33.73	0.49
4	6	BLEAKNEY Lila	NU	0.76	(5) 29.59	1:02.79 33.20	0.70
5	2	RODGERS Sienna	UCSC	0.71	(4) 29.36	1:03.22 33.86	1.13

Legend:

AR American Record **R.T.** Reaction Time **US** US Open Record **WJ** World Junior Record
WR World Record

Official Timekeeping by Omega





2025 TYR Pro Swim Series

Westmont, IL

March 5 - 8



Event 130 8 MAR 2025 - 6:54 PM

Men's 100m Butterfly

Final

Results

Event Number 30

	Record	Split	Name	NAT Code	Location	Date
WR	49.45	23.00	DRESSEL Caeleb	USA	Tokyo (JPN)	31 JUL 2021
AR	49.45	23.00	DRESSEL Caeleb	USA	Tokyo (JPN)	30 JUL 2021
US	49.76	23.31	DRESSEL Caeleb	USA	Omaha, NE (USA)	18 JUN 2021
WJ	50.62	23.85	MILAK Kristof	HUN	Budapest (HUN)	29 JUL 2017

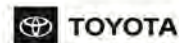
Final B

Rank	Lane	Name	Club Code	R.T.	50m	Time	Time Behind
1	4	SOBENES Nicolas	DM	0.64	(1) 25.23	54.24 29.01	
2	6	BALDUCCINI Ricky	GTCH	0.69	(3) 25.46	54.63 29.17	0.39
3	7	DIAZ Manuel	MVN	0.64	(4) 25.73	54.79 29.06	0.55
4	3	SHLEGEL Gal	NU	0.63	(2) 25.29	54.83 29.54	0.59
5	8	PARISE Zachary	TQ	0.81	(=5) 25.85	55.13 29.28	0.89
6	2	CYNOR Quinn	UN-IL	0.69	(7) 25.93	55.29 29.36	1.05
7	5	WINKLER Finn	FASTIN	0.63	(8) 25.94	55.40 29.46	1.16
8	1	DREYER Tuja	UCSC	0.70	(=5) 25.85	55.65 29.80	1.41

Final A

Rank	Lane	Name	Club Code	R.T.	50m	Time	Time Behind
1	4	CASAS Shaine	TXLA	0.64	(1) 23.69	50.82 27.13	
2	5	JULIAN Trenton	MVN	0.66	(2) 24.57	52.68 28.11	1.86
3	3	MUHAMMAD Kamal	UN-CA	0.67	(3) 24.58	52.77 28.19	1.95
4	6	MARQUART MOTA Kayky	TNAQ	0.70	(4) 24.67	53.09 28.42	2.27
5	2	DAHLGREN Jack	AQJT	0.64	(6) 24.85	53.11 28.26	2.29
6	7	CAZAU Ulises	ARG	0.74	(7) 24.96	53.19 28.23	2.37
7	1	YEBOAH Robin	GTCH	0.65	(5) 24.74	54.06 29.32	3.24
8	8	CARLISLE Caleb	UN-WI	0.79	(8) 25.28	54.48 29.20	3.66

Official Timekeeping by Omega





2025 TYR Pro Swim Series

Westmont, IL

March 5 - 8



Event 130 8 MAR 2025 - 6:54 PM

Men's 100m Butterfly

Final

Results

Event Number 30

Final C

Rank	Lane	Name	Club Code	R.T.	50m	Time	Time Behind
1	4	PEREZ CARRASCO Lio	SSTY	0.62	(1) 25.45	55.19 29.74	
2	5	ROSARIO Diego	PAC	0.63	(2) 26.19	55.62 29.43	0.43
3	6	DESTANG Antoine	BSS	0.63	(6) 26.65	56.65 30.00	1.46
4	3	DORVILLE Tristan	BSS	0.62	(4) 26.30	56.91 30.61	1.72
5	1	LIU Jiantong	EVO	0.72	(5) 26.34	57.05 30.71	1.86
6	7	VOICU Sebastien	TQ	0.76	(3) 26.28	57.19 30.91	2.00
	2	BALTAYTIS Aaron	NU			DNS	

Legend:

=	Equal rank	AR	American Record	DNS	Did Not Start	R.T.	Reaction Time
US	US Open Record	WJ	World Junior Record	WR	World Record		

Official Timekeeping by Omega



FLUIDRA



OneAmerica
Financial



TYR



2025 TYR Pro Swim Series

Westmont, IL

March 5 - 8



Event 131

8 MAR 2025 - 7:00 PM

Women's 200m Individual Medley

Final

Results

Event Number 31

	Record	Splits	Name	NAT Code	Location	Date
WR	2:06.12	27.30 58.94 1:35.64	HOSSZU Katinka	HUN	Kazan (RUS)	3 AUG 2015
AR	2:06.15	27.72 59.24 1:36.31	KUKORS Ariana	USA	Rome (ITA)	27 JUL 2009
US	2:06.79	26.78 1:00.05 1:36.62	DOUGLASS Kate	USA	Indianapolis, IN (USA)	22 JUN 2024
WJ	2:06.56	26.80 58.60 1:36.13	McINTOSH Summer	CAN	Paris (FRA)	3 AUG 2024

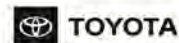
Final B

Rank	Lane	Name	Club Code	R.T.	50m	100m	150m	Time	Time Behind
1	2	BLANCHARD Kamila	TQ	0.67	(4) 30.34	(3) 1:06.24 35.90	(2) 1:46.94 40.70	2:19.16	
2	5	WANG Ariel	WSU	0.65	(1) 29.90	(1) 1:04.57 34.67	(1) 1:46.16 41.59	2:19.29	0.13
3	1	NICHOLSON-JODOIN Annie	TQ	0.72	(2) 30.21	(2) 1:06.22 36.01	(3) 1:47.75 41.53	2:20.05	0.89
4	4	BENNETT Brooke	PLS	0.74	(8) 30.96	(6) 1:07.62 36.66	(5) 1:48.42 40.80	2:20.31	1.15
5	8	IANNACCONE Stephanie	WCAB	0.61	(3) 30.33	(7) 1:08.16 37.83	(4) 1:48.12 39.96	2:20.93	1.77
6	7	MULLINS Lainey	UN-IN	0.79	(7) 30.75	(5) 1:07.33 36.58	(6) 1:50.04 42.71	2:21.24	2.08
7	3	JACKL Vivien	HUN	0.76	(6) 30.57	(4) 1:06.28 35.71	(7) 1:50.54 44.26	2:23.31	4.15
8	6	HUTCHINSON Rylee	PLS	0.72	(5) 30.51	(8) 1:08.17 37.66	(8) 1:51.48 43.31	2:24.81	5.65

Final A

Rank	Lane	Name	Club Code	R.T.	50m	100m	150m	Time	Time Behind
1	4	McINTOSH Summer	SYS	0.75	(1) 26.88	(1) 58.73 31.85	(1) 1:37.08 38.35	2:07.42	
2	5	HARVEY Mary-Sophie	TQ	0.72	(3) 28.47	(4) 1:03.09 34.62	(3) 1:41.04 37.95	2:11.53	4.11
3	3	IVEY Isabel	GSC-FL	0.70	(2) 27.99	(2) 1:01.23 33.24	(2) 1:40.99 39.76	2:12.67	5.25
4	7	ZHANG Kelsey	UN-PC	0.63	(7) 29.58	(7) 1:05.00 35.42	(6) 1:45.79 40.79	2:17.74	10.32
5	2	ODGERS Isabelle	NOVA	0.77	(6) 29.15	(8) 1:07.18 38.03	(5) 1:45.61 38.43	2:17.98	10.56
6	6	WHITE Rhyan	WOLFNC	0.70	(5) 28.80	(3) 1:02.47 33.67	(7) 1:45.97 43.50	2:18.63	11.21
7	1	SIQUEIRA ALMEIDA Nathalia	BRA	0.67	(4) 28.73	(5) 1:03.38 34.65	(4) 1:45.02 41.64	2:18.69	11.27
8	8	HETLAND Maya	PASA	0.73	(8) 29.72	(6) 1:04.41 34.69	(8) 1:46.02 41.61	2:19.00	11.58

Official Timekeeping by Omega





2025 TYR Pro Swim Series

Westmont, IL

March 5 - 8



Event 131

8 MAR 2025 - 7:00 PM

Women's 200m Individual Medley

Final

Results

Event Number 31

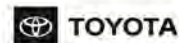
Final C

Rank	Lane	Name	Club Code	R.T.	50m	100m	150m	Time	Time Behind
1	4	CHRISTENSEN Nicole	UN-MVN	0.75	(2) 30.16	(1) 1:05.92 35.76	(1) 1:48.19 42.27	2:21.88 33.69	
2	6	CLARK Maxine	UCSC	0.74	(1) 29.14	(2) 1:07.04 37.90	(3) 1:49.33 42.29	2:21.96 32.63	0.08
3	5	McCOY Taylor	COUG	0.64	(4) 31.21	(4) 1:07.47 36.26	(2) 1:49.31 41.84	2:22.21 32.90	0.33
4	3	GRIFFIS Erin	UN-PC	0.73	(3) 30.93	(3) 1:07.37 36.44	(4) 1:50.12 42.75	2:24.83 34.71	2.95

Legend:

AR American Record **R.T.** Reaction Time **US** US Open Record **WJ** World Junior Record
WR World Record

Official Timekeeping by Omega





2025 TYR Pro Swim Series

Westmont, IL

March 5 - 8



Event 132 8 MAR 2025 - 7:08 PM

Men's 200m Individual Medley

Final

Results

Event Number 32

	Record	Splits	Name	NAT Code	Location	Date
WR	1:54.00	24.89 53.48 1:26.51	LOCHTE Ryan	USA	Shanghai (CHN)	28 JUL 2011
AR	1:54.00	24.89 53.48 1:26.51	LOCHTE Ryan	USA	Shanghai (CHN)	28 JUL 2011
US	1:54.43	24.86 53.28 1:26.69	LOCHTE Ryan	USA	Irvine, CA (USA)	8 SEP 2010
WJ	1:56.99	24.74 53.90 1:28.95	KOS Hubert	HUN	Budapest (HUN)	19 MAY 2021

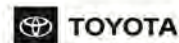
Final B

Rank	Lane	Name	Club Code	R.T.	50m	100m	150m	Time	Time Behind
1	4	HEISIG Charlie	UN-IN	0.58	(3) 26.99	(2) 59.00 32.01	(2) 1:36.56 37.56	2:06.34	
2	5	GROTTERS Patrick	MVN	0.70	(1) 26.50	(1) 57.86 31.36	(1) 1:35.90 38.04	2:06.92	0.58
3	6	PRIZLER Tristan	NU	0.65	(7) 28.06	(3) 1:00.00 31.94	(3) 1:36.61 36.61	2:07.39	1.05
4	3	WU Tim	PLS	0.69	(6) 27.88	(4) 1:00.49 32.61	(6) 1:39.23 38.74	2:08.20	1.86
5	7	VALDEZ Kyle	UN-AZ	0.66	(8) 28.09	(7) 1:01.44 33.35	(4) 1:38.09 36.65	2:08.77	2.43
6	8	CHIAM Cohen	BSS	0.63	(5) 27.75	(8) 1:02.21 34.46	(5) 1:39.01 36.80	2:08.82	2.48
7	1	ESCUDEIRO Guilherme	FRJ	0.70	(4) 27.03	(5) 1:00.55 33.52	(7) 1:39.64 39.09	2:09.19	2.85
8	2	DREYER Tuja	UCSC	0.70	(2) 26.97	(6) 1:00.58 33.61	(8) 1:39.82 39.24	2:09.79	3.45

Final A

Rank	Lane	Name	Club Code	R.T.	50m	100m	150m	Time	Time Behind
1	4	FOSTER Carson	RAYS	0.63	(3) 25.15	(1) 54.59 29.44	(1) 1:28.51 33.92	1:57.04	
2	3	HOUSE Grant	SUN	0.63	(2) 24.93	(2) 55.38 30.45	(2) 1:30.17 34.79	1:58.71	1.67
3	5	ANDREW Michael	SUN	0.70	(1) 24.76	(3) 55.61 30.85	(3) 1:30.82 35.21	2:01.69	4.65
4	1	SAKA Berke	GTCH	0.73	(5) 26.01	(4) 56.94 30.93	(5) 1:32.77 35.83	2:03.01	5.97
5	6	JULIAN Trenton	MVN	0.69	(4) 25.52	(5) 57.13 31.61	(4) 1:32.65 35.52	2:03.05	6.01
6	2	MATEOS Matheo	UN-IN	0.75	(7) 26.66	(7) 58.99 32.33	(6) 1:34.74 35.75	2:04.28	7.24
7	7	KIM Laon	UCSC	0.65	(6) 26.39	(6) 58.96 32.57	(8) 1:35.91 36.95	2:04.83	7.79
8	8	MACDONALD Angus	UN-IN	0.85	(8) 27.06	(8) 59.29 32.23	(7) 1:34.96 35.67	2:05.22	8.18

Official Timekeeping by Omega





2025 TYR Pro Swim Series

Westmont, IL

March 5 - 8



Event 132 8 MAR 2025 - 7:08 PM

Men's 200m Individual Medley

Final

Results

Event Number 32

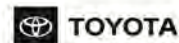
Final C

Rank	Lane	Name	Club Code	R.T.	50m	100m	150m	Time	Time Behind
1	2	MACHT Sascha	BSS	0.67	(1) 26.30	(1) 58.40 32.10	(1) 1:36.71 38.31	2:06.26 29.55	
2	5	TRACY Charlie	UN-IN	0.78	(2) 27.48	(2) 1:01.68 34.20	(3) 1:40.41 38.73	2:10.57 30.16	4.31
3	4	GONZALEZ-BARBOZA Sebastian	TQ	0.70	(4) 28.04	(4) 1:02.16 34.12	(2) 1:40.13 37.97	2:10.62 30.49	4.36
4	6	MARTIN Giulian	CANE	0.65	(3) 27.76	(3) 1:01.99 34.23	(4) 1:40.60 38.61	2:13.04 32.44	6.78
5	3	JOOS Louis	BSS	0.60	(5) 28.46	(5) 1:07.06 38.60	(5) 1:43.37 36.31	2:14.58 31.21	8.32

Legend:

AR American Record **R.T.** Reaction Time **US** US Open Record **WJ** World Junior Record
WR World Record

Official Timekeeping by Omega





2025 TYR Pro Swim Series

Westmont, IL

March 5 - 8



Event 133 8 MAR 2025 - 7:16 PM

Women's 50m Freestyle

Final

Results

Event Number 33

	Record	Name	NAT Code	Location	Date
WR	23.61	SJOSTROM Sarah	SWE	Fukuoka (JPN)	29 JUL 2023
AR	23.91	DOUGLASS Kate	USA	Doha (QAT)	18 FEB 2024
US	24.00	WEITZEIL Abbey	USA	Indianapolis, IN (USA)	1 JUL 2023
WJ	24.17	CURZAN Claire M	USA	Cary (USA)	14 MAY 2021

Final B

Rank	Lane	Name	Club Code	R.T.	Time	Time Behind
1	5	OLEKSIAK Penny	MVN	0.68	25.17	
2	4	MISHLER Julie	FASTIN	0.66	25.35	0.18
3	3	STANISAVLJEVIC Nina	GTCH	0.66	25.73	0.56
4	6	BERKOFF Katharine	WOLFNC	0.72	25.88	0.71
5	8	O'DELL Teagan	UN-MVN	0.74	25.97	0.80
6	2	WILM Ingrid	CAN	0.73	26.13	0.96
7	1	HADJILOIZOU Anna	GTCH	0.64	26.21	1.04
8	7	BERRINO Andrea	ARG	0.73	26.50	1.33

Final A

Rank	Lane	Name	Club Code	R.T.	Time	Time Behind
1	5	DOUGLASS Kate	NYAC	0.66	24.62	
2	3	HARRIS Meg	AUS	0.71	24.63	0.01
3	4	WASICK Kasia	UN-NT	0.65	24.76	0.14
4	6	MANUEL Simone	TXLA	0.68	24.79	0.17
5	2	ERISMAN Rylee	LAKR	0.72	25.03	0.41
6	7	CONNOLLY Erika	TNAQ	0.70	25.24	0.62
7	8	PRICE Lily	AUS	0.78	25.54	0.92
8	1	NIKONOVA Ekaterina	UN-IL	0.69	25.80	1.18

Final C

Rank	Lane	Name	Club Code	R.T.	Time	Time Behind
1	5	GIGOVIC Matea	CAN	0.61	26.27	
2	4	SANSORES de la FUENT Andrea	UN-NT	0.69	26.37	0.10
3	7	GROSSENBACH Aria	PAC	0.70	26.45	0.18
4	3	AQUINO Gracyn	UN-MVN	0.76	26.50	0.23
5	2	LAVIGUEUR Brynn	SYS	0.73	26.57	0.30
6	6	ARNALL Ines	WEST	0.69	26.80	0.53
7	1	STOUTE Heidi	BSS	0.72	26.99	0.72
8	8	DETTTER Olivia	UN-PC	0.63	27.02	0.75

Legend:

AR American Record **R.T.** Reaction Time **US** US Open Record **WJ** World Junior Record
WR World Record

Official Timekeeping by Omega





2025 TYR Pro Swim Series

Westmont, IL

March 5 - 8



Event 134 8 MAR 2025 - 7:21 PM

Men's 50m Freestyle

Final

Results

Event Number 34

	Record	Name	NAT Code	Location	Date
WR	20.91	CIELO Cesar	BRA	Sao Paulo (BRA)	18 DEC 2009
AR	21.04	DRESSEL Caeleb	USA	Omaha, NE (USA)	20 JUN 2021
US	21.04	DRESSEL Caeleb	USA	Omaha, NE (USA)	20 JUN 2021
WJ	21.75	ANDREW Michael C	USA	Indianapolis (USA)	25 AUG 2017
=WJ	21.75	ANDREW Michael C	USA	Indianapolis (USA)	26 AUG 2017

Final B

Rank	Lane	Name	Club Code	R.T.	Time	Time Behind
1	4	ARMSTRONG Hunter	NYAC	0.68	22.45	
2	3	ELSAID Omar	OLY	0.61	22.90	0.45
=3	6	KRAVCHENKO Andy	BSS	0.62	23.16	0.71
=3	7	TUCKER Danny	HSC	0.68	23.16	0.71
5	1	HOULIE Michael	TNAQ	0.70	23.23	0.78
6	8	BELKHELLADI Malachy	TQ	0.70	23.39	0.94
7	5	HOUSE Grant	SUN	0.61	24.36	1.91
8	2	KIM Laon	UCSC	0.68	24.38	1.93

Final A

Rank	Lane	Name	Club Code	R.T.	Time	Time Behind
1	4	SCHREUDERS Mikel	SUN	0.65	22.13	
2	5	DOLAN Jack	SUN	0.68	22.27	0.14
3	3	KISIL Yuri	CAN	0.69	22.50	0.37
4	6	ECKLER Shane	UN-IN	0.56	22.55	0.42
5	8	YEBOAH Robin	GTCH	0.61	22.57	0.44
6	2	TAN Jonathan	SIN	0.57	22.64	0.51
7	1	TOMIC Hrvoje	UN-IN	0.67	22.77	0.64
8	7	ANDREW Michael	SUN	0.70	24.60	2.47

Final C

Rank	Lane	Name	Club Code	R.T.	Time	Time Behind
1	4	GOETTSCHE Max	FMC	0.68	23.32	
2	3	SHLEGEL Gal	NU	0.60	24.01	0.69
3	5	PEREZ CARRASCO Lio	SSTY	0.62	24.08	0.76
4	6	NAJARRO SEDAR Julian	TUS	0.67	24.10	0.78
5	1	BARTSCH Peyton	UN-ND	0.68	24.15	0.83
6	2	MITCHELL Stefano	MVN	0.64	24.32	1.00
7	8	DESTANG Antoine	BSS	0.60	24.49	1.17
	7	TIMMERMAN Stuart	WILD		DNS	

Legend:

= Equal record and rank **AR** American Record **DNS** Did Not Start **R.T.** Reaction Time
US US Open Record **WJ** World Junior Record **WR** World Record

Official Timekeeping by Omega





2025 TYR Pro Swim Series

Westmont, IL

March 5 - 8

Swimming



C81A - Records Set by Event

As of SAT 8 MAR 2025

Event		Name	Club Code	Time	Record Type
Women's 400m Individual Medley	Final A	McINTOSH Summer	SYS	4:26.98	US

Legend:
US US Open Record

Official Timekeeping by Omega





2025 TYR Pro Swim Series

Westmont, IL

March 5 - 8

Swimming



C81B - Records Set by Record Type

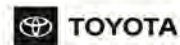
As of SAT 8 MAR 2025

US OPEN RECORD

Total number of US Open Records set: 1

Event		Name	Club Code	Time	Date
Women's 400m Individual Medley	Final A	McINTOSH Summer	SYS	4:26.98	7 MAR

Official Timekeeping by Omega





2025 TYR Pro Swim Series

Westmont, IL

March 5 - 8

Swimming



C81C - Records Set by Date

As of SAT 8 MAR 2025

Date	Event	Name	Club Code	Time	Record Type
FRI 7 MAR	Women's 400m Individual Medley	Final A	McINTOSH Summer	SYS	4:26.98 US Open

Official Timekeeping by Omega



FLUIDRA



OneAmerica
Financial



TYR