



2025 TYR Pro Swim Series

Sacramento, CA

April 2 - 5



Event 101 2 APR 2025 - 5:00 PM

Women's 800m Freestyle

Results Summary

Event Number 1

	Record	Splits		Name	NAT Code	Location	Date
WR	8:04.79	57.98	1:59.42	4:01.98	LEDECKY Katie	USA Rio (BRA)	12 AUG 2016
AR	8:04.79	57.98	1:59.42	4:01.98	LEDECKY Katie	USA Rio de Janeiro (BRA)	12 AUG 2016
US	8:06.68	58.82	2:00.20	4:03.22	LEDECKY Katie	USA Austin, TX (USA)	17 JAN 2016
WJ	8:11.00	59.44	2:01.48	4:05.70	LEDECKY Katie	USA Shenandoah (USA)	22 JUN 2014

Rank	Heat	Lane	Name	Club Code	Year of Birth	R.T.	Time	Time Behind	
1	1	4	THOMAS Eve	CSC	2001	0.68	8:39.32		
	50m	30.17	100m 1:02.64 32.47	150m 1:35.02 32.38	200m 2:07.72 32.70	250m 2:40.46 32.74	300m 3:13.22 32.76	350m 3:46.17 32.95	400m 4:19.34 33.17
	450m	4:52.39 33.05	500m 5:25.73 33.34	550m 5:58.38 32.65	600m 6:31.41 33.03	650m 7:03.70 32.29	700m 7:36.29 32.59	750m 8:08.29 32.00	800m 8:39.32 31.03
2	1	5	JACKL Vivien	HUN	♦ 2008	0.75	8:42.49	3.17	
	50m	30.07	100m 1:02.94 32.87	150m 1:35.90 32.96	200m 2:09.10 33.20	250m 2:42.37 33.27	300m 3:15.85 33.48	350m 3:49.31 33.46	400m 4:22.73 33.42
	450m	4:55.44 32.71	500m 5:28.27 32.83	550m 6:00.74 32.47	600m 6:33.58 32.84	650m 7:06.12 32.54	700m 7:39.03 32.91	750m 8:11.68 32.65	800m 8:42.49 30.81
3	1	3	DYSON Ella	RICE	2004	0.76	8:51.23	11.91	
	50m	30.87	100m 1:03.72 32.85	150m 1:37.31 33.59	200m 2:10.86 33.55	250m 2:44.45 33.59	300m 3:18.03 33.58	350m 3:51.50 33.47	400m 4:25.11 33.61
	450m	4:58.63 33.52	500m 5:32.26 33.63	550m 6:05.73 33.47	600m 6:39.22 33.49	650m 7:12.55 33.33	700m 7:45.93 33.38	750m 8:19.07 33.14	800m 8:51.23 32.16
4	1	2	ROSEVOLD Kingsley	UN-SN	♦ 2008		9:12.39	33.07	
	50m	31.27	100m 1:05.27 34.00	150m 1:39.67 34.40	200m 2:14.45 34.78	250m 2:49.19 34.74	300m 3:24.13 34.94	350m 3:59.03 34.90	400m 4:34.06 35.03
	450m	5:09.02 34.96	500m 5:44.29 35.27	550m 6:19.27 34.98	600m 6:54.41 35.14	650m 7:29.66 35.25	700m 8:04.19 34.53	750m 8:38.73 34.54	800m 9:12.39 33.66
5	1	6	KALMAR Laura	FRES	2002		9:15.36	36.04	
	50m	31.53	100m 1:05.45 33.92	150m 1:40.65 35.20	200m 2:15.81 35.16	250m 2:50.85 35.04	300m 3:26.07 35.22	350m 4:00.98 34.91	400m 4:36.61 35.63
	450m	5:12.11 35.50	500m 5:47.09 34.98	550m 6:22.14 35.05	600m 6:57.49 35.35	650m 7:32.71 35.22	700m 8:07.38 34.67	750m 8:42.29 34.91	800m 9:15.36 33.07
6	2	3	SYMINGTON Lelia	PSC	2006		9:16.46	37.14	
	50m	30.89	100m 1:04.85 33.96	150m 1:39.74 34.89	200m 2:14.68 34.94	250m 2:49.27 34.59	300m 3:24.41 35.14	350m 3:59.61 35.20	400m 4:35.17 35.56
	450m	5:10.20 35.03	500m 5:45.36 35.16	550m 6:20.99 35.63	600m 6:56.66 35.67	650m 7:32.08 35.42	700m 8:07.74 35.66	750m 8:42.67 34.93	800m 9:16.46 33.79
7	2	4	SALA Addison	LAKE	♦ 2007	0.77	9:24.59	45.27	
	50m	31.50	100m 1:06.54 35.04	150m 1:42.05 35.51	200m 2:17.74 35.69	250m 2:52.77 35.03	300m 3:28.07 35.30	350m 4:03.11 35.04	400m 4:38.53 35.42
	450m	5:14.12 35.59	500m 5:50.15 36.03	550m 6:25.57 35.42	600m 7:01.47 35.90	650m 7:36.99 35.52	700m 8:13.31 36.32	750m 8:48.94 35.63	800m 9:24.59 35.65
8	2	5	BROUGHTON Ellie	UN-NM	2006	0.84	9:25.74	46.42	
	50m	32.10	100m 1:06.92 34.82	150m 1:42.33 35.41	200m 2:18.23 35.90	250m 2:53.59 35.36	300m 3:29.11 35.52	350m 4:04.54 35.43	400m 4:40.33 35.79
	450m	5:15.81 35.48	500m 5:51.91 36.10	550m 6:27.69 35.78	600m 7:03.61 35.92	650m 7:39.20 35.59	700m 8:15.47 36.27	750m 8:50.89 35.42	800m 9:25.74 34.85
9	1	7	DIVIS Martina	SDSA	2006	0.77	9:31.75	52.43	
	50m	32.07	100m 1:06.54 34.47	150m 1:42.16 35.62	200m 2:17.77 35.61	250m 2:54.43 36.66	300m 3:30.14 35.71	350m 4:06.61 36.47	400m 4:42.80 36.19
	450m	5:19.42 36.62	500m 5:55.60 36.18	550m 6:32.09 36.49	600m 7:08.29 36.20	650m 7:44.67 36.38	700m 8:20.56 35.89	750m 8:56.61 36.05	800m 9:31.75 35.14

Legend:	♦ Junior swimmer	AR American Record	R.T. Reaction Time	US US Open Record
WJ World Junior Record	WR World Record			

Official Timekeeping by Omega





2025 TYR Pro Swim Series

Sacramento, CA

April 2 - 5



Event 102 2 APR 2025 - 5:00 PM

Men's 800m Freestyle

Results Summary

Event Number 2

	Record	Splits	Name	NAT Code	Location	Date
WR	7:32.12	55.20 1:52.55 3:46.79	ZHANG Lin	CHN	Rome (ITA)	29 JUL 2009
AR	7:38.67	55.19 1:52.83 3:48.76	FINKE Bobby	USA	Fukuoka (JPN)	26 JUL 2023
US	7:40.34	55.76 1:53.76 3:50.20	FINKE Bobby	USA	Indianapolis, IN (USA)	1 JUL 2023
WJ	7:43.37	56.29 1:55.08 3:52.94	GALOSSO Lorenzo	ITA	Rome (ITA)	13 AUG 2022

Rank	Heat	Lane	Name	Club Code	Year of Birth	R.T.	Time	Time Behind
1	1	4	SHORT Samuel	AUS	2003	0.65	7:46.99	
			50m 26.66				100m 55.48	
							150m 1:24.13	
							200m 1:53.23	
							250m 2:22.31	
							29.10	
							29.08	
							300m 2:51.77	
							29.46	
							350m 3:21.09	
							29.32	
							400m 3:50.61	
							29.52	
							450m 4:20.12	
							500m 4:49.65	
							550m 5:19.30	
							600m 5:48.90	
							650m 6:18.67	
							29.60	
							29.77	
							700m 6:48.54	
							29.87	
							750m 7:18.46	
							28.53	
2	1	3	ENYEART Alec	TST-MV	2004	0.72	7:54.38	7.39
			50m 27.65				100m 57.48	
							150m 1:27.47	
							200m 1:57.17	
							250m 2:26.78	
							29.70	
							29.61	
							300m 2:56.70	
							29.92	
							350m 3:26.42	
							29.72	
							400m 3:56.20	
							29.78	
							450m 4:25.96	
							500m 4:56.02	
							550m 5:25.84	
							600m 5:55.86	
							650m 6:25.96	
							30.10	
							30.21	
							700m 6:56.17	
							30.06	
							750m 7:26.23	
							28.15	
3	1	5	SIBIRTSEV Iliia	UZB	2001	0.62	7:54.91	7.92
			50m 27.16				100m 56.10	
							150m 1:25.52	
							200m 1:55.06	
							250m 2:24.68	
							29.54	
							29.62	
							300m 2:54.92	
							30.24	
							350m 3:24.87	
							29.95	
							400m 3:55.09	
							30.22	
							450m 4:25.30	
							500m 4:55.74	
							550m 5:25.87	
							600m 5:55.93	
							650m 6:26.08	
							30.15	
							30.07	
							700m 6:56.15	
							29.70	
							750m 7:25.85	
							29.06	
4	2	4	GONZALEZ Ian	PMM	♦ 2007	0.71	8:19.40	32.41
			50m 28.53				100m 59.05	
							150m 1:30.44	
							200m 2:02.02	
							250m 2:33.25	
							31.23	
							31.46	
							300m 3:04.71	
							31.67	
							350m 3:36.38	
							31.89	
							400m 4:08.27	
							31.89	
							450m 4:39.82	
							500m 5:11.74	
							550m 5:43.24	
							600m 6:15.05	
							650m 6:46.54	
							31.49	
							31.63	
							700m 7:18.17	
							30.85	
							750m 7:49.02	
							30.38	
5	2	3	IRONS Devin	PSC	♦ 2007	0.68	8:28.08	41.09
			50m 27.56				100m 58.47	
							150m 1:30.25	
							200m 2:02.20	
							250m 2:34.41	
							32.21	
							32.34	
							300m 3:06.75	
							32.47	
							350m 3:39.22	
							32.73	
							400m 4:11.95	
							32.73	
							450m 4:44.33	
							500m 5:16.79	
							550m 5:49.43	
							600m 6:21.96	
							650m 6:54.42	
							32.46	
							700m 7:27.16	
							32.74	
							750m 7:58.65	
							31.49	
							29.43	
6	1	6	HAMBLYN-OUGH Larn	CSC	2005	0.86	8:31.67	44.68
			50m 28.03				100m 58.54	
							150m 1:30.70	
							200m 2:02.72	
							250m 2:35.07	
							32.35	
							32.32	
							300m 3:07.39	
							32.66	
							350m 3:40.05	
							32.11	
							400m 4:12.16	
							32.11	
							450m 4:44.88	
							500m 5:17.26	
							550m 5:50.18	
							600m 6:22.91	
							650m 6:55.47	
							32.56	
							32.73	
							700m 7:28.20	
							32.40	
							750m 8:00.60	
							31.07	
7	1	7	POWER Zach	LAKE	2006	0.68	8:35.17	48.18
			50m 28.86				100m 1:01.09	
							150m 1:33.51	
							200m 2:05.67	
							250m 2:38.39	
							32.16	
							32.72	
							300m 3:10.63	
							32.24	
							350m 3:43.53	
							32.90	
							400m 4:16.68	
							33.15	
							450m 4:49.45	
							500m 5:21.88	
							550m 5:54.84	
							600m 6:27.24	
							650m 6:59.60	
							32.36	
							700m 7:32.25	
							32.65	
							750m 8:04.43	
							32.18	
							30.74	
8	1	2	CUSTODIO ALCANTARA S.	UN-NC	2006	0.66	8:36.50	49.51
			50m 28.95				100m 1:00.34	
							150m 1:32.08	
							200m 2:04.41	
							250m 2:37.50	
							33.09	
							32.00	
							300m 3:09.50	
							32.99	



2025 TYR Pro Swim Series

Sacramento, CA

April 2 - 5



Event 3

3 APR 2025 - 9:00 AM

Women's 200m Freestyle

Heats

Results Summary

Event Number 3

	Record	Splits			Name	NAT Code	Location	Date
WR	1:52.23	26.64	55.13	1:23.95	TITMUS Ariarne	AUS	Brisbane (AUS)	12 JUN 2024
AR	1:53.61	27.18	55.38	1:24.35	SCHMITT Allison	USA	London (GBR)	31 JUL 2012
US	1:54.13	27.13	56.08	1:25.15	McINTOSH Summer	CAN	Fort Lauderdale, FL (USA)	3 MAR 2023
WJ	1:53.65	27.03	55.82	1:24.77	McINTOSH Summer	CAN	Fukuoka (JPN)	26 JUL 2023

Rank	Heat	Lane	Name	Club Code	Year of Birth	R.T.	50m	100m	150m	Time	Time Behind
1	3	4	GORBENKO Anastasia	ISR	2003	0.70	27.86	57.62	1:28.49	1:59.87	A
								29.76	30.87	31.38	
2	2	4	KOZAN Justina	UN-CA	2003	0.54	28.08	58.73	1:30.05	2:00.86	0.99 A
								30.65	31.32	30.81	
3	3	6	GASTALDELLO Beryl	INSEP	1995	0.67	28.00	58.66	1:29.86	2:01.40	1.53 A
								30.66	31.20	31.54	
4	3	5	CACHOT Albane	INSEP	◆ 2007	0.68	28.20	59.14	1:30.74	2:01.71	1.84 A
								30.94	31.60	30.97	
5	2	5	McDEVITT Alexa	UN-PN	◆ 2007	0.74	29.07	1:00.02	1:31.28	2:01.99	2.12 A
								30.95	31.26	30.71	
6	1	4	THOMAS Eve	CSC	2001	0.73	29.32	1:00.23	1:32.07	2:04.10	4.23 A
								30.91	31.84	32.03	
7	2	6	KLINKER Rachel	CAL	2000	0.73	29.73	1:00.64	1:33.05	2:05.36	5.49 A
								30.91	32.41	32.31	
8	2	2	ELIZONDO CABRERA Fernanda	RNM	◆ 2007	0.65	29.04	1:00.85	1:33.41	2:05.82	5.95 A
								31.81	32.56	32.41	
9	1	6	KOSSAKOWSKA Dominika	FASTLE	2001	0.67	30.60	1:02.32	1:34.70	2:06.01	6.14 B
								31.72	32.38	31.31	
10	3	2	MILKIE Charlotte	UN-SN	◆ 2009		29.53	1:00.93	1:33.96	2:06.45	6.58 B
								31.40	33.03	32.49	
11	1	3	JACKL Vivien	HUN	◆ 2008	0.78	29.74	1:01.61	1:34.42	2:06.64	6.77 B
								31.87	32.81	32.22	
12	2	3	ANDRUSS Lily	LAC	◆ 2009	0.80	29.44	1:01.52	1:33.96	2:06.78	6.91 B
								32.08	32.44	32.82	
13	3	1	ACKERMAN Ella	UN-SN	◆ 2007	0.80	29.79	1:01.61	1:34.77	2:07.96	8.09 B
								31.82	33.16	33.19	
14	3	7	GOUGH Brianna	UCD	◆ 2008	0.42	29.49	1:01.09	1:34.73	2:08.14	8.27 B
								31.60	33.64	33.41	
15	1	5	CLARK Liberty	UN-PC	◆ 2007	0.65	29.63	1:01.29	1:34.92	2:08.21	8.34 B
								31.66	33.63	33.29	
16	3	8	BIRKhold Elaine	UN-PC	◆ 2008	0.69	29.90	1:01.23	1:35.05	2:08.35	8.48 B
								31.33	33.82	33.30	
17	1	2	EYRICH Chloe	UN-SN	◆ 2007	0.70	30.01	1:02.34	1:35.59	2:08.77	8.90 C
								32.33	33.25	33.18	
18	2	7	ROSEVOLD Kingsley	UN-SN	◆ 2008	0.82	29.88	1:02.65	1:36.36	2:09.24	9.37 C
								32.77	33.71	32.88	
19	2	1	SU Alison	UN-PC	◆ 2009	0.72	30.06	1:03.26	1:36.43	2:09.82	9.95 C
								33.20	33.17	33.39	
20	1	8	SYMINGTON Lelia	PSC	2006	0.72	30.35	1:03.32	1:37.26	2:10.08	10.21 C
								32.97	33.94	32.82	
21	1	1	HOUSE Madeline	SPAC	◆ 2007	0.71	30.34	1:03.04	1:37.09	2:10.44	10.57 C
								32.70	34.05	33.35	
22	1	7	MEYER Morgan	UN-IA	2003	0.63	30.60	1:03.05	1:37.07	2:10.81	10.94 C
								32.45	34.02	33.74	
	2	8	FIELDS Josie	TOPS	2006					DNS	
	3	3	OLEKSIK Penny	MVN	2000					DNS	

Official Timekeeping by Omega





2025 TYR Pro Swim Series

Sacramento, CA

April 2 - 5



Event 3

3 APR 2025 - 9:00 AM

Women's 200m Freestyle

Heats

Results Summary

Event Number 3

Rank	Heat	Lane	Name	Club Code	Year of Birth	R.T.	50m	100m	150m	Time	Time Behind
------	------	------	------	-----------	---------------	------	-----	------	------	------	-------------

Legend:

♦	Junior swimmer	A	Qualified for final A	AR	American Record	B	Qualified for final B
C	Qualified for final C	DNS	Did Not Start	R.T.	Reaction Time	US	US Open Record
WJ	World Junior Record	WR	World Record				

Official Timekeeping by Omega



FLUIDRA



OneAmerica Financial





2025 TYR Pro Swim Series

Sacramento, CA

April 2 - 5



Event 4

3 APR 2025 - 9:08 AM

Men's 200m Freestyle

Heats

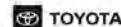
Results Summary

Event Number 4

	Record	Splits			Name	NAT Code	Location	Date
WR	1:42.00	24.23	50.12	1:16.30	BIEDERMANN Paul	GER	Rome (ITA)	28 JUL 2009
AR	1:42.96	24.31	50.29	1:16.84	PHELPS Michael	USA	Beijing (CHN)	12 AUG 2008
US	1:44.10	24.89	51.00	1:17.81	PHELPS Michael	USA	Omaha, NE (USA)	1 JUL 2008
WJ	1:42.97	24.10	50.35	1:16.96	POPOVICI David	ROU	Rome (ITA)	15 AUG 2022

Rank	Heat	Lane	Name	Club Code	Year of Birth	R.T.	50m	100m	150m	Time	Time Behind
1	4	4	CURRY Brooks	CAL	2001	0.65	24.02	51.25 27.23	1:19.54 28.29	1:47.87	A
2	3	5	SHORT Samuel	AUS	2003	0.66	25.72	53.07 27.35	1:20.76 27.69	1:48.47	0.60 A
3	5	5	FUCHS Roman	INSEP	1998	0.65	25.40	52.62 27.22	1:20.66 28.04	1:48.63	0.76 A
4	5	4	GIULIANI Maximillian	AUS	2003	0.68	25.64	53.73 28.09	1:21.66 27.93	1:49.71	1.84 A
5	3	4	HOUSE Grant	SUN	1998	0.66	25.09	52.74 27.65	1:21.14 28.40	1:49.75	1.88 A
6	4	5	DAHLGREN Jack	AQJT	2000	0.70	25.04	53.07 28.03	1:21.61 28.54	1:50.04	2.17 A
7	5	6	SIBIRTSEV Ilia	UZB	2001	0.65	26.28	54.25 27.97	1:22.45 28.20	1:50.41	2.54 A
8	4	6	JAHN Cornelius	OSU	2003	0.77	25.52	53.14 27.62	1:21.85 28.71	1:50.63	2.76 A
9	3	2	ENYEART Alec	TST-MV	2004	0.72	25.74	53.69 27.95	1:22.70 29.01	1:51.51	3.64 B
10	5	2	POUILLART Corentin	INSEP	2005	0.67	25.71	54.11 28.40	1:22.60 28.49	1:51.67	3.80 B
11	5	3	WILLIAMSON Maximus	LAC	2006	0.66	25.64	54.14 28.50	1:23.42 29.28	1:51.68	3.81 B
12	3	6	KURAKIN Ivan	TAC	1999	0.67	25.54	53.64 28.10	1:22.78 29.14	1:52.15	4.28 B
13	5	7	BROWN Sam	CSC	2003	0.79	26.33	54.62 28.29	1:23.46 28.84	1:52.81	4.94 B
14	4	2	SOLITARIO Enzo	WAVE	2006	0.65	25.96	54.41 28.45	1:23.83 29.42	1:53.15	5.28 B
15	2	1	FARKAS Oskar	UTAH	2005	0.79	25.82	53.84 28.02	1:23.20 29.36	1:53.21	5.34 B
16	4	7	DUVAUCHELLE Hugo	INSEP	♦ 2007	0.71	26.09	54.51 28.42	1:23.52 29.01	1:53.51	5.64 B
17	3	1	STANISLAUS Maxwell	LAC	♦ 2007	0.71	26.54	55.13 28.59	1:24.39 29.26	1:54.01	6.14 C
18	5	1	ZAMUDIO Emi	UN-SN	2006	0.74	26.54	55.39 28.85	1:25.54 30.15	1:55.18	7.31 C
19	2	6	IRONS Devin	PSC	♦ 2007	0.76	26.73	56.03 29.30	1:26.20 30.17	1:55.22	7.35 C
20	1	5	HEMMENS Hayden	MVN	1997	0.66	26.42	55.19 28.77	1:25.18 29.99	1:55.52	7.65 C
21	4	8	HAMBLYN-OUGH Larn	CSC	2005	0.75	26.84	55.38 28.54	1:25.37 29.99	1:56.00	8.13 C
22	4	1	CECCO Mark	CAQ	♦ 2008	0.70	26.46	55.36 28.90	1:25.48 30.12	1:56.08	8.21 C
23	2	8	PERKINS Carter	LASL	2005	0.76	26.73	56.15 29.42	1:26.97 30.82	1:56.25	8.38 C
24	5	8	CHOCHOLATY Tomas	UTAH	2004	0.70	27.08	56.47 29.39	1:27.52 31.05	1:57.23	9.36 C

Official Timekeeping by Omega





2025 TYR Pro Swim Series

Sacramento, CA

April 2 - 5



Event 4

3 APR 2025 - 9:08 AM

Men's 200m Freestyle

Heats

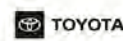
Results Summary

Event Number 4

Rank	Heat	Lane	Name	Club Code	Year of Birth	R.T.	50m	100m	150m	Time	Time Behind
25	2	3	HA Brandon	UN-SN	◆ 2007	0.67	27.18	56.72	1:27.17	1:57.36	9.49 R
								29.54	30.45	30.19	
26	2	5	RIDOSKO Nathanael	TRIV	2005	0.73	27.36	56.88	1:28.00	1:58.04	10.17 R
								29.52	31.12	30.04	
27	2	4	SHEFFERT Tanner	PSC	◆ 2007	0.71	26.98	56.82	1:27.42	1:58.24	10.37
								29.84	30.60	30.82	
28	1	4	SHANE Ryan	CCA	◆ 2009	0.64	26.85	56.86	1:27.73	1:58.44	10.57
								30.01	30.87	30.71	
29	3	8	HUDGENS Gabe	AQUA	2006	0.79	27.33	56.85	1:28.02	1:58.70	10.83
								29.52	31.17	30.68	
30	1	3	CARLSON Soren	CAQ	◆ 2009	0.69	27.32	57.51	1:28.64	1:59.54	11.67
								30.19	31.13	30.90	
31	3	7	RULLIS Reds	LAT	2005	0.73	26.97	57.31	1:29.59	2:01.32	13.45
								30.34	32.28	31.73	
32	2	7	BONILLA Dylan	UN-SN	◆ 2007	0.65	27.87	58.53	1:31.14	2:01.96	14.09
								30.66	32.61	30.82	
33	2	2	TARTE Jack	UN-SN	◆ 2007	0.68	27.85	58.61	1:31.07	2:02.46	14.59
								30.76	32.46	31.39	
	3	3	JULIAN Trenton	MVN	1998					DNS	
	4	3	MAZELLIER Nans	CAL	2004					DNS	

Legend:							
◆	Junior swimmer	A	Qualified for final A	AR	American Record	B	Qualified for final B
C	Qualified for final C	DNS	Did Not Start	R	Reserve	R.T.	Reaction Time
US	US Open Record	WJ	World Junior Record	WR	World Record		

Official Timekeeping by Omega





2025 TYR Pro Swim Series

Sacramento, CA

April 2 - 5



Event 5

3 APR 2025 - 9:22 AM

Women's 100m Breaststroke

Heats

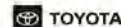
Results Summary

Event Number 5

	Record	Split	Name	NAT Code	Location	Date
WR	1:04.13	29.80	KING Lilly	USA	Budapest (HUN)	25 JUL 2017
AR	1:04.13	29.80	KING Lilly	USA	Budapest (HUN)	25 JUL 2017
US	1:04.45	29.80	HARDY Jessica	USA	Federal Way, WA (USA)	7 AUG 2009
WJ	1:04.35	29.97	MEILUTYTE Ruta	LTU	Barcelona (ESP)	29 JUL 2013

Rank	Heat	Lane	Name	Club Code	Year of Birth	R.T.	50m	Time	Time Behind
1	4	4	GORBENKO Anastasia	ISR	2003	0.69	32.37	1:08.61 36.24	A
2	2	5	PETKOVA Diana	BAMA	2000	0.73	32.61	1:09.21 36.60	0.60 A
3	4	8	PULKKINEN Jenna	FRES	2004	0.70	32.70	1:09.49 36.79	0.88 A
4	2	4	KALMAR Aliz	FRES	2002	0.73	32.67	1:09.74 37.07	1.13 A
5	4	5	NYSTRAND Lisa	NCS	2006	0.72	33.08	1:10.29 37.21	1.68 A
6	3	4	ODGERS Isabelle	NOVA	2000	0.76	33.54	1:10.68 37.14	2.07 A
7	2	3	TAN Mikayla	UN-PC	◆ 2010	0.70	33.22	1:10.83 37.61	2.22 A
8	3	3	CIEPLUCHA Tess	TNAQ	1998	0.71	33.95	1:11.82 37.87	3.21 A
9	4	3	COLLINS Avery	LAC	2006	0.67	33.70	1:11.97 38.27	3.36 B
=10	3	5	SU Mia	UN-PC	◆ 2009	0.72	35.62	1:12.53 36.91	3.92 B
=10	3	8	EINIO Siiri	RICE	2003	0.69	33.43	1:12.53 39.10	3.92 B
12	3	6	FLOWERS Ella	UN-CA	2003	0.68	35.23	1:14.05 38.82	5.44 B
13	2	8	KENNEDY Irelyn	UN-SN	◆ 2010	0.76	34.73	1:14.14 39.41	5.53 B
14	4	2	GARRITSON Ellen	LAC	2006	0.69	34.94	1:14.31 39.37	5.70 B
15	3	7	ORTEGA GIL Mariana	IM	2003	0.67	34.68	1:14.60 39.92	5.99 B
16	4	6	RIVERA Mack	CAQ	◆ 2007	0.74	35.00	1:14.93 39.93	6.32 B
17	4	7	COLLINS Ava	UN-SN	◆ 2010		35.17	1:15.21 40.04	6.60 C
18	3	2	WELCH Rebecca	UN-SN	◆ 2009	0.64	35.06	1:15.39 40.33	6.78 C
19	1	3	MANN Aiva	UN-SN	◆ 2008	0.76	36.40	1:15.90 39.50	7.29 C
20	1	5	FOTH Illiana	UN-SN	◆ 2008	0.65	35.83	1:16.96 41.13	8.35 C
21	2	7	MATHIESEN Kaylee	UN-SN	◆ 2008		36.24	1:17.65 41.41	9.04 C
22	2	2	AIRD Sydney	UN-IA	2004	0.70	36.53	1:17.90 41.37	9.29 C
23	2	1	CHAMBERS Olivia	UN-IA	2003	0.68	37.72	1:18.68 40.96	10.07 C
24	4	1	FIELDS Allie	UN-SN	◆ 2008	0.70	36.39	1:19.25 42.86	10.64 C

Official Timekeeping by Omega





2025 TYR Pro Swim Series

Sacramento, CA

April 2 - 5



Event 5

3 APR 2025 - 9:22 AM

Women's 100m Breaststroke

Heats

Results Summary

Event Number 5

Rank	Heat	Lane	Name	Club Code	Year of Birth	R.T.	50m	Time	Time Behind	
25	3	1	ALEXANDER Lexi	GFSC	◆ 2008	0.66	37.53	1:19.61 42.08	11.00	R
26	1	6	KENDLER Jordyn	UN-SN	◆ 2009	0.68	37.00	1:20.60 43.60	11.99	R
27	1	4	MERRIMAN Whitney	UN-PC	2006	0.63	37.82	1:20.85 43.03	12.24	
	2	6	HERRMANN Danielle	CLOV	1987			DNS		

Legend:

=	Equal rank	◆	Junior swimmer	A	Qualified for final A	AR	American Record
B	Qualified for final B	C	Qualified for final C	DNS	Did Not Start	R	Reserve
R.T.	Reaction Time	US	US Open Record	WJ	World Junior Record	WR	World Record

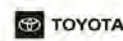
Official Timekeeping by Omega



FLUIDRA



OneAmerica
Financial





2025 TYR Pro Swim Series

Sacramento, CA

April 2 - 5



Event 6

3 APR 2025 - 9:31 AM

Men's 100m Breaststroke

Heats

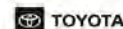
Results Summary

Event Number 6

	Record	Split	Name	NAT Code	Location	Date
WR	56.88	26.63	PEATY Adam	GBR	Gwangju (KOR)	21 JUL 2019
AR	58.14	26.83	ANDREW Michael	USA	Omaha (USA)	13 JUN 2021
US	58.14	26.83	ANDREW Michael	USA	Omaha, NE (USA)	13 JUN 2021
WJ	59.01	27.48	MARTINENGI Nicolo	ITA	Indianapolis (USA)	23 AUG 2017

Rank	Heat	Lane	Name	Club Code	Year of Birth	R.T.	50m	Time	Time Behind
1	4	5	FALLON Matthew	UPN	2002	0.66	28.91	1:01.24 32.33	A
2	5	4	SOMOV Evgenii	CAL	1999	0.73	29.43	1:01.28 31.85	0.04 A
3	6	5	ANDREW Michael	SUN	1999	0.71	28.41	1:01.40 32.99	0.16 A
4	4	4	PETRASHOV Denis	UOFL	2000	0.72	29.04	1:01.49 32.45	0.25 A
5	6	3	COLL MARTI Carles	VT	2001	0.62	28.91	1:01.67 32.76	0.43 A
=6	4	3	CHAN Junhao	UN-CA	2004	0.64	29.18	1:01.99 32.81	0.75 A
=6	5	5	POUCH Ananias	PRVT	2000	0.70	29.35	1:01.99 32.64	0.75 A
8	5	3	AIT KACI Carl	INSEP	2001	0.66	29.43	1:02.00 32.57	0.76 A
9	6	2	HIGDON Tom	DART	1998	0.70	29.24	1:02.13 32.89	0.89 B
10	5	6	FISCHER Brandon	TRIV	1989	0.71	29.12	1:02.16 33.04	0.92 B
11	4	6	ROMANOV Pavel	UN-CA	1993	0.68	28.70	1:02.17 33.47	0.93 B
12	6	1	KEMP Finn	UN-AZ	2005	0.69	29.20	1:02.86 33.66	1.62 B
13	6	6	PUENTE BUSTAMANTE Andres	AGS	2001	0.69	29.42	1:03.60 34.18	2.36 B
14	5	2	TAN Zachary	CAL	2003	0.68	29.56	1:03.70 34.14	2.46 B
=15	4	7	MIKELSONS Kristaps	LAT	2004	0.75	29.86	1:03.78 33.92	2.54 B
=15	6	7	SANDERS Grant	FASTFL	1997	0.72	30.15	1:03.78 33.63	2.54 B
17	3	4	LOPEZ Cruz	AQUA	◆ 2007	0.68	30.07	1:04.32 34.25	3.08 C
18	1	5	ANTONIAK Lars	CAL	2005	0.67	29.92	1:04.60 34.68	3.36 C
19	4	1	RAGLAND Jordan	UN-SN	◆ 2008	0.70	29.95	1:04.75 34.80	3.51 C
20	4	8	HUGHES Hara	CSC	2005	0.62	30.43	1:04.91 34.48	3.67 C
21	3	3	TUCKER Julian	UN-SN	◆ 2008	0.60	31.01	1:05.37 34.36	4.13 C
22	5	7	CHRISTIANSON Tyler	UN-IN	2001	0.62	30.77	1:05.82 35.05	4.58 C
23	4	2	MANN Remo	UN-SN	◆ 2007	0.69	30.34	1:05.97 35.63	4.73 C
24	5	8	CARSEL Isaac	UN-SN	◆ 2008	0.62	30.88	1:06.36 35.48	5.12 C

Official Timekeeping by Omega





2025 TYR Pro Swim Series

Sacramento, CA

April 2 - 5



Event 6

3 APR 2025 - 9:31 AM

Men's 100m Breaststroke

Heats

Results Summary

Event Number 6

Rank	Heat	Lane	Name	Club Code	Year of Birth	R.T.	50m	Time	Time Behind	
25	2	4	CEPEDA BALBOA Guillermo	IM	2003	0.65	30.94	1:06.45 35.51	5.21	R
26	5	1	RYAN Brendan	UN-PC	2003	0.76	30.50	1:06.58 36.08	5.34	R
27	6	8	JAMIESON Joaquin	UN-PC	2001	0.65	31.69	1:06.63 34.94	5.39	
28	3	1	CRUZ MARTINEZ Bruno	IM	2004	0.64	30.66	1:06.76 36.10	5.52	
29	3	6	COLLINS Aidan	UN-SN	◆ 2009	0.63	31.34	1:07.19 35.85	5.95	
30	6	4	BRAVO Marcos	PSC	2006	0.64	31.56	1:07.32 35.76	6.08	
31	3	8	MEFFORD Ben	UN-PC	2002	0.68	31.34	1:07.46 36.12	6.22	
32	2	6	ELY Justin	CDST	◆ 2007	0.71	31.25	1:07.54 36.29	6.30	
33	1	3	FORTUNE Pj	UN-SN	◆ 2007	0.69	30.96	1:07.77 36.81	6.53	
34	3	5	SEWARD Tyler	UN-SN	◆ 2007	0.60	31.47	1:07.89 36.42	6.65	
35	2	3	CHARLES Kota	UN-SN	◆ 2009	0.69	32.38	1:08.16 35.78	6.92	
36	3	7	WEST Jack	PSL	◆ 2007	0.63	32.35	1:08.66 36.31	7.42	
37	2	2	DENTINO Dante	TIGR	2006	0.69	32.31	1:08.87 36.56	7.63	
38	2	7	BECKER Adam	UN-SN	◆ 2007	0.72	32.36	1:09.54 37.18	8.30	
39	3	2	CAMP Shep	CAQ	◆ 2007	0.72	32.27	1:10.05 37.78	8.81	
40	2	5	DACUYCUI Jaydison	UN-SN	◆ 2009	0.63	33.35	1:12.06 38.71	10.82	
41	1	4	WILLMER Josh	CSC	2004	0.67	34.32	1:13.15 38.83	11.91	

Legend:

=	Equal rank	◆	Junior swimmer	A	Qualified for final A	AR	American Record
B	Qualified for final B	C	Qualified for final C	R	Reserve	R.T.	Reaction Time
US	US Open Record	WJ	World Junior Record	WR	World Record		

Official Timekeeping by Omega



FLUIDRA



OneAmerica
Financial





2025 TYR Pro Swim Series

Sacramento, CA

April 2 - 5



Event 7

3 APR 2025 - 9:48 AM

Women's 50m Backstroke

Heats

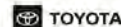
Results Summary

Event Number 7

	Record	Name	NAT Code	Location	Date
WR	26.86	McKEOWN Kaylee	AUS	Budapest (HUN)	20 OCT 2023
AR	27.10	SMITH Regan	TXLA	Fukuoka (JPN)	26 JUL 2023
US	27.12	BERKOFF Katharine	WOLF	Greensboro, NC (USA)	28 APR 2022
WJ	27.49	ATHERTON Minna	AUS	Brisbane (AUS)	7 FEB 2016

Rank	Heat	Lane	Name	Club Code	Year of Birth	R.T.	Time	Time Behind
1	5	4	SHACKLEY Leah	NCS	2006	0.66	28.24	A
2	4	4	WHITE Ryan	WOLF	2000	0.77	28.30	0.06 A
3	6	4	BERKOFF Katharine	WOLF	2001	0.66	28.61	0.37 A
4	5	7	GEORGE Amber	CSC	2005	0.71	28.67	0.43 A
5	4	5	MARTIN Savannah-Eve	CSC	2006	0.68	28.86	0.62 A
6	5	5	BUSQUETS Ella	DA	♦2009	0.69	29.71	1.47 A
7	5	3	SU Alison	UN-PC	♦2009	0.58	30.22	1.98 A
8	4	7	SOUTHERN Kennedi	LAC	♦2010	0.81	30.66	2.42 A
9	6	1	WIMBERLY Georgia	LAC	♦2007	0.69	30.79	2.55 B
10	3	3	LARSEN Faith	UN-IA	2003	0.68	30.82	2.58 B
11	5	2	GALLAGHER Sophia	CDST	♦2010	0.69	30.95	2.71 B
12	4	8	ELAYDI Lyla	SCSC	2006	0.70	31.11	2.87 B
13	5	1	HEIZER Abigail	SPAC	2006	0.73	31.30	3.06 B
14	6	2	GOUGH Brianna	UCD	♦2008	0.58	31.32	3.08 B
15	6	8	GEORGE Genevieve	PSC	2006	0.64	31.40	3.16 B
16	2	3	LEAR Abby	UN-IA	2003	0.57	31.56	3.32 B
17	4	3	McGILL Alex	UN-NM	2004	0.75	31.57	3.33 C
18	1	4	FOTH Illiana	UN-SN	♦2008	0.77	31.60	3.36 C
19	5	6	MILKIE Charlotte	UN-SN	♦2009	0.65	31.84	3.60 C
20	4	6	ANDRUSS Lily	LAC	♦2009	0.77	31.87	3.63 C
=21	1	3	MEYER Morgan	UN-IA	2003	0.57	31.90	3.66 C
=21	3	7	BRANT Josephine	UN-SN	♦2007	0.71	31.90	3.66 C
=23	5	8	CLARK Liberty	UN-PC	♦2007	0.65	32.02	3.78 C
=23	6	6	KING Pilar	SPAC	♦2008	0.73	32.02	3.78 C
25	3	1	PARKINSON Lexi	DA	♦2008	0.75	32.12	3.88 R
26	4	1	QUINTO Melanie	UN-SN	♦2007	0.68	32.16	3.92 R
27	3	8	VILLARREAL RODRIGUEZ V.	IM	2005	0.60	32.17	3.93
28	3	2	BOEGHOLM Naomi	UN-NE	2004	0.66	32.24	4.00
29	3	5	HOUSE Madeline	SPAC	♦2007	0.65	32.45	4.21
30	3	4	LANDERS Abigail	UN-SN	♦2009	0.57	32.68	4.44
31	2	4	CENIZAL Abby	UN-SN	♦2009	0.65	32.70	4.46
32	6	7	YAZZIE Kaylah	UN-AZ	2003	0.79	32.87	4.63
33	3	6	CARTER Jesse	UN-SN	♦2008	0.77	33.02	4.78
34	2	6	TERRY Molly	WOOD	♦2008	0.66	33.41	5.17
35	2	7	ROSEVOLD Kingsley	UN-SN	♦2008	0.73	33.57	5.33
36	2	5	COLLINS Ava	UN-SN	♦2010	0.65	34.30	6.06
37	1	5	KENNEDY Irelyn	UN-SN	♦2010	0.60	35.32	7.08
38	2	2	RIVERA Mack	CAQ	♦2007	0.68	35.74	7.50
		6	CLARK Ryley	FRES	2006		DNS	
		6	RUCK Taylor	SUN	2000		DNS	
		4	BIRK HOLD Elaine	UN-PC	♦2008		DSQ	

Official Timekeeping by Omega





2025 TYR Pro Swim Series

Sacramento, CA

April 2 - 5



Event 7

3 APR 2025 - 9:48 AM

Women's 50m Backstroke

Heats

Results Summary

Event Number 7

Rank	Heat	Lane	Name	Club Code	Year of Birth	R.T.	Time	Time Behind
------	------	------	------	-----------	---------------	------	------	-------------

Legend:							
=	Equal rank	◆	Junior swimmer	A	Qualified for final A	AR	American Record
B	Qualified for final B	C	Qualified for final C	DNS	Did Not Start	DSQ	Disqualified
R	Reserve	R.T.	Reaction Time	US	US Open Record	WJ	World Junior Record
WR	World Record						

Official Timekeeping by Omega



FLUIDRA



OneAmerica Financial





2025 TYR Pro Swim Series

Sacramento, CA

April 2 - 5



Event 8

3 APR 2025 - 9:59 AM

Men's 50m Backstroke

Heats

Results Summary

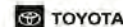
Event Number 8

	Record	Name	NAT Code	Location	Date
WR	23.55	KOLESNIKOV Kliment	RUS	Kazan (RUS)	27 JUL 2023
AR	23.71	ARMSTRONG Hunter	USA	Greensboro (USA)	28 APR 2022
US	23.71	ARMSTRONG Hunter	USA	Greensboro, NC (USA)	28 APR 2022
WJ	24.00	KOLESNIKOV Kliment	RUS	Glasgow (GBR)	4 AUG 2018

Rank	Heat	Lane	Name	Club Code	Year of Birth	R.T.	Time	Time Behind
1	4	4	NDOYE BROUARD Yohann	INSEP	2000	0.66	25.56	A
2	3	4	DAHLGREN Jack	AQJT	2000	0.70	26.79	1.23 A
3	2	3	ARIAS Gabo	UN-MI	2001	0.64	26.85	1.29 A
4	4	2	IRONS Devin	PSC	♦2007	0.67	27.78	2.22 A
5	2	6	CONTRERAS LOPEZ Luis	IM	2006	0.70	28.06	2.50 A
6	2	4	CALKINS Brady	UN-SN	2006	0.70	28.30	2.74 A
7	4	1	IRONS Dominik	PSC	♦2009	0.73	28.31	2.75 A
8	4	6	VALLE Denis	UN-SN	♦2009	0.72	28.37	2.81 A
9	2	7	SHANE Ryan	CCA	♦2009	0.72	28.64	3.08 B
10	3	2	LOVEDAY Logan	UN-SN	♦2007	0.72	28.72	3.16 B
11	2	1	ELY Justin	CDST	♦2007	0.72	28.78	3.22 B
12	3	5	CICIARELLI Max	UN-PC	♦2007	0.70	28.80	3.24 B
13	4	5	ROMERO Michael	UN-SN	♦2007	0.67	28.81	3.25 B
14	4	7	CARSEL Isaac	UN-SN	♦2008	0.66	28.82	3.26 B
15	2	5	ROEDLING Liam	DACA	2006	0.76	28.88	3.32 B
16	4	8	CARLSON Soren	CAQ	♦2009	0.65	28.94	3.38 B
17	1	5	IMIG Nicholas	UN-PN	2003	0.70	29.05	3.49 C
18	3	8	TITLEY William	UN-SN	♦2008	0.81	29.16	3.60 C
19	3	6	BONILLA Dylan	UN-SN	♦2007	0.69	29.17	3.61 C
20	3	7	HUDGENS Gabe	AQUA	2006	0.69	29.32	3.76 C
21	3	1	CRUZ Christian	CAQ	♦2009	0.69	29.41	3.85 C
22	1	3	COLLINS Aidan	UN-SN	♦2009	0.70	29.42	3.86 C
23	1	4	DACUYCUY Jaydison	UN-SN	♦2009	0.68	31.93	6.37 C
	2	2	CAMP Shep	CAQ	♦2007		DNS	
	3	3	URLANDO Luca	DART	2002		DNS	
	4	3	TOMAC Mewen	CAL	2001		DNS	

Legend:							
♦	Junior swimmer	A	Qualified for final A	AR	American Record	B	Qualified for final B
C	Qualified for final C	DNS	Did Not Start	R.T.	Reaction Time	US	US Open Record
WJ	World Junior Record	WR	World Record				

Official Timekeeping by Omega





2025 TYR Pro Swim Series

Sacramento, CA

April 2 - 5



Event 9

3 APR 2025 - 10:11 AM

Women's 100m Butterfly

Heats

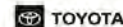
Results Summary

Event Number 9

	Record	Split	Name	NAT Code	Location	Date
WR	55.18	25.45	WALSH Gretchen	USA	Indianapolis (USA)	15 JUN 2024
AR	55.18	25.45	WALSH Gretchen	USA	Indianapolis, IN (USA)	15 JUN 2024
US	55.18	25.45	WALSH Gretchen	USA	Indianapolis, IN (USA)	15 JUN 2024
WJ	56.33		HIRAI Mizuki	JPN	Yokohama (JPN)	22 JUN 2024

Rank	Heat	Lane	Name	Club Code	Year of Birth	R.T.	50m	Time	Time Behind
1	5	4	OUWEHAND Vanessa	CSC	1999	0.75	27.33	59.79 32.46	A
2	4	4	SHACKLEY Leah	NCS	2006	0.71	28.21	1:00.00 31.79	0.21 A
3	2	2	KLINTEMAR Felicia	FASTLE	2005	0.72	28.33	1:00.33 32.00	0.54 A
4	5	5	KLINKER Rachel	CAL	2000	0.71	28.91	1:00.56 31.65	0.77 A
5	3	5	HOLDER Aislinn	FASTLE	2003	0.64	29.00	1:00.94 31.94	1.15 A
6	3	4	HAYON Arielle	RICE	2003	0.70	28.78	1:00.99 32.21	1.20 A
7	4	3	ODGERS Isabelle	NOVA	2000	0.77	29.30	1:01.74 32.44	1.95 A
8	5	3	WHITE Rhyan	WOLF	2000	0.69	28.89	1:02.45 33.56	2.66 A
9	4	5	DUNCAN Jada	UN-SN	◆ 2007	0.60	28.90	1:02.69 33.79	2.90 B
10	5	7	BRANT Josephine	UN-SN	◆ 2007	0.60	29.90	1:03.86 33.96	4.07 B
11	3	3	HUANG Davina	UN-PC	◆ 2007	0.73	29.82	1:03.92 34.10	4.13 B
12	3	6	GEORGE Genevieve	PSC	2006	0.52	30.14	1:04.11 33.97	4.32 B
13	5	2	BAUTISTA Ava	UN-SN	◆ 2007	0.76	29.67	1:04.19 34.52	4.40 B
14	5	1	BUSQUETS Ella	DA	◆ 2009	0.69	30.42	1:04.68 34.26	4.89 B
15	4	7	HEIZER Abigail	SPAC	2006	0.60	29.58	1:04.79 35.21	5.00 B
16	2	4	CORDER Sophia	UN-NM	2005	0.69	30.72	1:05.18 34.46	5.39 B
17	3	7	NUHFER Grace	FASTLE	2002	0.65	30.88	1:05.26 34.38	5.47 C
18	5	8	DIVIS Veronika	SDSA	2000	0.68	30.78	1:05.28 34.50	5.49 C
19	4	2	GARRITSON Ellen	LAC	2006	0.70	30.76	1:05.37 34.61	5.58 C
20	1	5	WORDELMAN Lina	UN-PC	◆ 2007	0.78	30.70	1:05.38 34.68	5.59 C
21	3	2	HOUSE Madeline	SPAC	◆ 2007	0.71	30.62	1:05.51 34.89	5.72 C
22	4	8	MILKIE Charlotte	UN-SN	◆ 2009	0.63	31.38	1:05.79 34.41	6.00 C
23	1	3	GOUGH Brianna	UCD	◆ 2008	0.56	30.64	1:06.29 35.65	6.50 C
24	2	3	PARKINSON Lexi	DA	◆ 2008	0.74	30.39	1:06.46 36.07	6.67 C

Official Timekeeping by Omega





2025 TYR Pro Swim Series

Sacramento, CA

April 2 - 5



Event 9

3 APR 2025 - 10:11 AM

Women's 100m Butterfly

Heats

Results Summary

Event Number 9

Rank	Heat	Lane	Name	Club Code	Year of Birth	R.T.	50m	Time	Time Behind	
25	4	1	LANDERS Abigail	UN-SN	◆ 2009	0.73	30.90	1:06.89 35.99	7.10	R
26	3	1	KING Pilar	SPAC	◆ 2008	0.77	31.45	1:07.15 35.70	7.36	R
27	3	8	SU Alison	UN-PC	◆ 2009	0.75	32.60	1:08.13 35.53	8.34	
28	1	4	BOEGHOLM Naomi	UN-NE	2004	0.66	30.93	1:08.70 37.77	8.91	
29	2	6	CHAMBERS Olivia	UN-IA	2003	0.67	32.23	1:08.90 36.67	9.11	
30	2	5	COLLINS Ava	UN-SN	◆ 2010	0.49	31.74	1:09.30 37.56	9.51	
	2	7	HERRMANN Danielle	CLOV	1987			DNS		
	4	6	OLEKSIAK Penny	MVN	2000			DNS		
	5	6	RENNER Miranda	TAC	2001			DSQ		

Legend:

◆	Junior swimmer	A	Qualified for final A	AR	American Record	B	Qualified for final B
C	Qualified for final C	DNS	Did Not Start	DSQ	Disqualified	R	Reserve
R.T.	Reaction Time	US	US Open Record	WJ	World Junior Record	WR	World Record

Official Timekeeping by Omega



FLUIDRA



OneAmerica
Financial





2025 TYR Pro Swim Series

Sacramento, CA

April 2 - 5



Event 10

3 APR 2025 - 10:20 AM

Men's 100m Butterfly

Heats

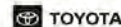
Results Summary

Event Number 10

	Record	Split	Name	NAT Code	Location	Date
WR	49.45	23.00	DRESSEL Caeleb	USA	Tokyo (JPN)	31 JUL 2021
AR	49.45	23.00	DRESSEL Caeleb	USA	Tokyo (JPN)	30 JUL 2021
US	49.76	23.31	DRESSEL Caeleb	USA	Omaha, NE (USA)	18 JUN 2021
WJ	50.62	23.85	MILAK Kristof	HUN	Budapest (HUN)	29 JUL 2017

Rank	Heat	Lane	Name	Club Code	Year of Birth	R.T.	50m	Time	Time Behind
1	4	4	GROUSSET Maxime	INSEP	1999	0.64	23.79	51.45 27.66	A
2	2	3	URLANDO Luca	DART	2002	0.69	24.42	51.74 27.32	0.29 A
3	3	3	MUHAMMAD Kamal	UN-CA	2003	0.71	24.19	52.59 28.40	1.14 A
4	4	2	DUMESNIL Ethan	INSEP	2006	0.72	24.56	53.25 28.69	1.80 A
5	2	5	HOUSE Grant	SUN	1998	0.64	24.87	53.46 28.59	2.01 A
6	1	6	BALOGH Levente	VT	2005	0.65	25.19	53.70 28.51	2.25 A
7	4	3	LOPEZ-GUILLEN Javier	ESP	2006	0.62	25.21	54.27 29.06	2.82 A
8	4	5	RAMADAN Youssef	VT	2002	0.62	25.14	54.57 29.43	3.12 A
9	3	5	DAHLGREN Jack	AQJT	2000	0.69	25.63	54.81 29.18	3.36 B
10	4	7	STANISLAUS Maxwell	LAC	◆ 2007	0.71	25.59	55.14 29.55	3.69 B
11	4	6	SOLITARIO Enzo	WAVE	2006	0.69	26.20	55.22 29.02	3.77 B
12	3	7	HA Brandon	UN-SN	◆ 2007	0.66	25.96	55.27 29.31	3.82 B
13	2	2	RUVALCABA CRUZ Hector	AGS	1997	0.68	26.30	55.53 29.23	4.08 B
14	3	6	JEDBRATT Felix	LASL	2003	0.65	25.92	55.80 29.88	4.35 B
15	4	1	ZAMUDIO Emi	UN-SN	2006	0.78	26.05	55.87 29.82	4.42 B
16	3	1	RICHARDSON Peyton	RA-IL	2002	0.67	26.66	56.25 29.59	4.80 B
17	2	6	GHUFRAN Hayden	FORD	2003	0.73	26.43	56.34 29.91	4.89 C
18	2	1	POWER Zach	LAKE	2006	0.69	26.80	56.62 29.82	5.17 C
19	2	8	FAUT Cole	PSC	◆ 2007	0.65	26.42	56.74 30.32	5.29 C
20	1	2	LANTING Cole	UN-SN	2003	0.66	26.13	56.87 30.74	5.42 C
21	3	8	COLLINS Aidan	UN-SN	◆ 2009	0.63	26.55	56.97 30.42	5.52 C
22	1	7	TITLEY William	UN-SN	◆ 2008	0.79	26.83	57.01 30.18	5.56 C
23	4	8	LIM Ronald	UN-CA	2006	0.62	26.72	57.35 30.63	5.90 C
24	1	4	TARTE Jack	UN-SN	◆ 2007	0.62	27.42	58.56 31.14	7.11 C

Official Timekeeping by Omega





2025 TYR Pro Swim Series

Sacramento, CA

April 2 - 5



Event 10

3 APR 2025 - 10:20 AM

Men's 100m Butterfly

Heats

Results Summary

Event Number 10

Rank	Heat	Lane	Name	Club Code	Year of Birth	R.T.	50m	Time	Time Behind	
25	1	8	CECCO Mark	CAQ	◆ 2008	0.70	27.17	59.42 32.25	7.97	R
26	1	5	CALKINS Brady	UN-SN	2006	0.69	27.74	59.76 32.02	8.31	R
27	1	3	BONILLA Dylan	UN-SN	◆ 2007	0.68	28.51	1:01.49 32.98	10.04	
28	1	1	CARLSON Soren	CAQ	◆ 2009	0.70	28.51	1:01.92 33.41	10.47	
	2	4	JULIAN Trenton	MVN	1998			DNS		
	2	7	SOMOV Evgenii	CAL	1999			DNS		
	3	2	WILLIAMSON Maximus	LAC	2006			DNS		
	3	4	ANDREW Michael	SUN	1999			DNS		

Legend:

◆	Junior swimmer	A	Qualified for final A	AR	American Record	B	Qualified for final B
C	Qualified for final C	DNS	Did Not Start	R	Reserve	R.T.	Reaction Time
US	US Open Record	WJ	World Junior Record	WR	World Record		

Official Timekeeping by Omega



FLUIDRA



OneAmerica
Financial





2025 TYR Pro Swim Series

Sacramento, CA

April 2 - 5



Event 11

3 APR 2025 - 10:28 AM

Women's 400m Individual Medley

Heats

Results Summary

Event Number 11

	Record	Splits			Name	NAT Code	Location	Date
WR	4:24.38	59.18	2:06.30	3:23.43	McINTOSH Summer	CAN	Toronto (CAN)	16 MAY 2024
AR	4:31.12	1:03.69	2:13.33	3:28.65	HOFF Katie	USA	Omaha, NE (USA)	29 JUN 2008
US	4:26.98	59.76	2:06.82	3:25.96	McINTOSH Summer	SYS	Westmont, IL (USA)	7 MAR 2025
WJ	4:24.38	59.18	2:06.30	3:23.43	McINTOSH Summer	CAN	Toronto (CAN)	16 MAY 2024

Rank	Heat	Lane	Name	Club Code	Year of Birth	R.T.	Time	Time Behind
1	2	4	KOZAN Justina	UN-CA	2003	0.69	4:45.67	A
	50m 30.68	100m 1:06.48	150m 1:45.36	200m 2:21.19	250m 3:01.61	300m 3:43.15	350m 4:15.30	
		35.80	38.88	35.83	40.42	41.54	32.15	30.37
2	3	4	JACKL Vivien	HUN	◆2008	0.74	4:47.32	1.65 A
	50m 30.36	100m 1:04.85	150m 1:40.18	200m 2:14.99	250m 2:58.64	300m 3:42.96	350m 4:16.17	
		34.49	35.33	34.81	43.65	44.32	33.21	31.15
3	3	5	NYSTRAND Lisa	NCS	2006	0.76	4:48.83	3.16 A
	50m 30.38	100m 1:05.16	150m 1:42.84	200m 2:19.67	250m 2:59.54	300m 3:40.34	350m 4:14.97	
		34.78	37.68	36.83	39.87	40.80	34.63	33.86
4	3	3	McDEVITT Alexa	UN-PN	◆2007	0.73	4:49.29	3.62 A
	50m 30.61	100m 1:05.02	150m 1:44.29	200m 2:22.37	250m 3:02.22	300m 3:43.85	350m 4:17.03	
		34.41	39.27	38.08	39.85	41.63	33.18	32.26
5	2	5	GWINN Applejean	SAND	2006	0.72	4:55.10	9.43 A
	50m 30.56	100m 1:06.40	150m 1:45.59	200m 2:23.84	250m 3:06.20	300m 3:48.86	350m 4:22.32	
		35.84	39.19	38.25	42.36	42.66	33.46	32.78
6	2	6	TAN Mikayla	UN-PC	◆2010	0.72	4:57.18	11.51 A
	50m 30.04	100m 1:05.70	150m 1:47.30	200m 2:27.37	250m 3:07.66	300m 3:48.80	350m 4:23.61	
		35.66	41.60	40.07	40.29	41.14	34.81	33.57
7	3	6	SU Mia	UN-PC	◆2009	0.73	4:59.83	14.16 A
	50m 32.28	100m 1:09.10	150m 1:48.52	200m 2:26.41	250m 3:08.50	300m 3:50.35	350m 4:25.08	
		36.82	39.42	37.89	42.09	41.85	34.73	34.75
8	2	2	ACKERMAN Ella	UN-SN	◆2007	0.78	5:01.01	15.34 A
	50m 31.31	100m 1:06.67	150m 1:47.38	200m 2:26.66	250m 3:09.21	300m 3:51.97	350m 4:26.58	
		35.36	40.71	39.28	42.55	42.76	34.61	34.43
9	1	4	KALMAR Laura	FRES	2002	0.68	5:01.70	16.03 B
	50m 32.33	100m 1:11.13	150m 1:50.94	200m 2:27.98	250m 3:09.16	300m 3:52.04	350m 4:28.04	
		38.80	39.81	37.04	41.18	42.88	36.00	33.66
10	3	8	GEORGE Genevieve	PSC	2006	0.59	5:03.27	17.60 B
	50m 31.51	100m 1:06.94	150m 1:47.64	200m 2:26.26	250m 3:09.53	300m 3:52.22	350m 4:28.56	
		35.43	40.70	38.62	43.27	42.69	36.34	34.71
11	2	1	WIMBERLY Georgia	LAC	◆2007	0.80	5:04.00	18.33 B
	50m 32.56	100m 1:09.11	150m 1:47.83	200m 2:25.23	250m 3:09.31	300m 3:53.02	350m 4:29.41	
		36.55	38.72	37.40	44.08	43.71	36.39	34.59
12	2	3	FLOWERS Ella	UN-CA	2003	0.69	5:04.54	18.87 B
	50m 31.04	100m 1:06.79	150m 1:49.39	200m 2:29.62	250m 3:11.34	300m 3:54.05	350m 4:29.99	
		35.75	42.60	40.23	41.72	42.71	35.94	34.55
13	3	7	SALA Addison	LAKE	◆2007	0.76	5:08.46	22.79 B
	50m 32.12	100m 1:09.00	150m 1:48.61	200m 2:26.42	250m 3:11.74	300m 3:57.46	350m 4:33.36	
		36.88	39.61	37.81	45.32	45.72	35.90	35.10
14	2	8	BROUGHTON Ellie	UN-NM	2006	0.75	5:09.39	23.72 B
	50m 32.10	100m 1:09.11	150m 1:50.54	200m 2:28.61	250m 3:13.88	300m 3:58.56	350m 4:35.15	
		37.01	41.43	38.07	45.27	44.68	36.59	34.24
15	1	3	NIELSEN Lauren	UN-SN	◆2007	0.78	5:12.56	26.89 B
	50m 32.07	100m 1:08.61	150m 1:50.49	200m 2:31.59	250m 3:15.98	300m 4:00.40	350m 4:37.77	
		36.54	41.88	41.10	44.39	44.42	37.37	34.79
16	3	1	QUINTO Melanie	UN-SN	◆2007	0.73	5:13.55	27.88 B
	50m 32.69	100m 1:10.08	150m 1:51.48	200m 2:31.85	250m 3:16.60	300m 4:02.06	350m 4:38.83	
		37.39	41.40	40.37	44.75	45.46	36.77	34.72
17	1	2	RECIO MARRISSA	UN-SN	◆2007		5:15.07	29.40 C
	50m 31.19	100m 1:07.24	150m 1:48.15	200m 2:28.07	250m 3:15.21	300m 4:02.07	350m 4:39.25	
		36.05	40.91	39.92	47.14	46.86	37.18	35.82

Official Timekeeping by Omega





2025 TYR Pro Swim Series

Sacramento, CA

April 2 - 5



Event 11

3 APR 2025 - 10:28 AM

Women's 400m Individual Medley

Heats

Results Summary

Event Number 11

Rank	Heat	Lane	Name	Club Code	Year of Birth	R.T.	Time	Time Behind	
18	1	6	CARTER Jesse	UN-SN	◆ 2008		5:16.75	31.08	C
			50m 32.12						
			100m 1:08.91						
			150m 1:50.32						
			200m 2:30.63						
			250m 3:16.74						
			300m 4:03.00						
			350m 4:40.63						
			36.79					36.12	
			41.41						
			40.31						
			46.11						
			46.26						
			37.63						
19	1	5	DIVIS Martina	SDSA	2006	0.79	5:17.44	31.77	C
			50m 32.20						
			100m 1:10.94						
			150m 1:52.70						
			200m 2:33.33						
			250m 3:19.28						
			300m 4:05.94						
			350m 4:42.70						
			38.74					34.74	
			41.76						
			40.63						
			45.95						
			46.66						
			36.76						
20	1	7	WORDELMAN Lina	UN-PC	◆ 2007	0.83	5:26.27	40.60	C
			50m 33.40						
			100m 1:10.12						
			150m 1:53.40						
			200m 2:35.36						
			250m 3:24.69						
			300m 4:13.04						
			350m 4:50.49						
			36.72					35.78	
			43.28						
			41.96						
	2	7	ELAYDI Lyla	SCSC	2006		DNS		
	3	2	COLLINS Avery	LAC	2006		DNS		

Legend:			
◆	Junior swimmer	A	Qualified for final A
C	Qualified for final C	DNS	Did Not Start
WJ	World Junior Record	WR	World Record
AR	American Record	R.T.	Reaction Time
B	Qualified for final B	US	US Open Record

Official Timekeeping by Omega



FLUIDRA



OneAmerica Financial



TOYOTA

TYR



2025 TYR Pro Swim Series

Sacramento, CA

April 2 - 5



Event 12

3 APR 2025 - 10:45 AM

Men's 400m Individual Medley

Heats

Results Summary

Event Number 12

	Record	Splits			Name	NAT Code	Location	Date
WR	4:02.50	54.66	1:56.64	3:04.28	MARCHAND Leon	FRA	Fukuoka (JPN)	23 JUL 2023
AR	4:03.84	54.92	1:56.49	3:07.05	PHELPS Michael	USA	Beijing (CHN)	10 AUG 2008
US	4:05.25	55.38	1:57.32	3:08.45	PHELPS Michael	USA	Omaha, NE (USA)	29 JUN 2008
WJ	4:10.02	57.44	2:01.31	3:11.72	BORODIN Ilya	RUS	Budapest (HUN)	23 MAY 2021

Rank	Heat	Lane	Name	Club Code	Year of Birth	R.T.	Time	Time Behind
1	2	4	HOCHWALT Michael	UN-AZ	2005	0.72	4:27.15	A
	50m	27.24	100m 58.84	150m 1:35.06	200m 2:09.96	250m 2:48.13	300m 3:26.67	350m 3:57.69
			31.60	36.22	34.90	38.17	38.54	31.02
								29.46
2	2	5	ENYEART Alec	TST-MV	2004	0.70	4:28.41	1.26 A
	50m	27.82	100m 59.59	150m 1:36.01	200m 2:12.10	250m 2:50.11	300m 3:28.85	350m 3:59.37
			31.77	36.42	36.09	38.01	38.74	30.52
								29.04
3	1	4	SANDERS Grant	FASTFL	1997	0.72	4:29.71	2.56 A
	50m	26.99	100m 58.89	150m 1:34.92	200m 2:10.34	250m 2:47.77	300m 3:25.70	350m 3:58.34
			31.90	36.03	35.42	37.43	37.93	32.64
								31.37
4	2	6	GONZALEZ Ian	PMM	◆2007	0.74	4:33.19	6.04 A
	50m	28.61	100m 1:00.94	150m 1:36.76	200m 2:12.34	250m 2:51.52	300m 3:31.74	350m 4:03.06
			32.33	35.82	35.58	39.18	40.22	31.32
								30.13
5	2	3	VALDEZ Kyle	UN-AZ	2002	0.67	4:39.29	12.14 A
	50m	29.46	100m 1:02.81	150m 1:40.25	200m 2:16.55	250m 2:55.08	300m 3:34.25	350m 4:07.62
			33.35	37.44	36.30	38.53	39.17	33.37
								31.67
6	1	5	IRONS Dominik	PSC	◆2009	0.74	4:39.39	12.24 A
	50m	29.07	100m 1:03.24	150m 1:39.59	200m 2:16.32	250m 2:55.29	300m 3:35.28	350m 4:08.42
			34.17	36.35	36.73	38.97	39.99	33.14
								30.97
7	1	3	DOOLITTLE Robbie	UN-SN	◆2009	0.71	4:39.81	12.66 A
	50m	29.53	100m 1:02.91	150m 1:39.63	200m 2:15.11	250m 2:54.27	300m 3:34.35	350m 4:08.06
			33.38	36.72	35.48	39.16	40.08	33.71
								31.75
8	1	7	TUCKER Julian	UN-SN	◆2008	0.60	4:43.28	16.13 A
	50m	29.27	100m 1:03.35	150m 1:42.26	200m 2:20.14	250m 2:58.20	300m 3:36.88	350m 4:10.86
			34.08	38.91	37.88	38.06	38.68	33.98
								32.42
9	1	1	FERRER Justin	PSL	◆2007	0.66	4:46.83	19.68 B
	50m	30.31	100m 1:04.72	150m 1:43.22	200m 2:20.89	250m 3:01.15	300m 3:41.70	350m 4:14.61
			34.41	38.50	37.67	40.26	40.55	32.91
								32.22
10	1	2	BECKER Adam	UN-SN	◆2007	0.70	4:48.04	20.89 B
	50m	29.67	100m 1:03.86	150m 1:43.36	200m 2:21.10	250m 2:59.63	300m 3:39.27	350m 4:14.62
			34.19	39.50	37.74	38.53	39.64	35.35
								33.42
11	1	6	EICHLER Karsten	PSC	2006	0.72	4:49.29	22.14 B
	50m	29.44	100m 1:03.45	150m 1:40.45	200m 2:16.03	250m 2:58.59	300m 3:41.38	350m 4:15.93
			34.01	37.00	35.58	42.56	42.79	34.55
								33.36
12	2	2	CAMP Shep	CAQ	◆2007	0.53	4:53.78	26.63 B
	50m	31.36	100m 1:07.33	150m 1:45.25	200m 2:21.92	250m 3:02.70	300m 3:44.14	350m 4:20.48
			35.97	37.92	36.67	40.78	41.44	36.34
								33.30
13	2	7	ARIAS Gabo	UN-MI	2001	0.73	4:54.43	27.28 B
	50m	28.09	100m 1:01.24	150m 1:41.16	200m 2:19.50	250m 3:01.04	300m 3:43.53	350m 4:19.74
			33.15	39.92	38.34	41.54	42.49	36.21
								34.69
14	2	1	JIANG Tommy	UN-SN	◆2010	0.70	5:05.86	38.71 B
	50m	30.82	100m 1:06.41	150m 1:48.76	200m 2:28.97	250m 3:11.50	300m 3:54.30	350m 4:30.94
			35.59	42.35	40.21	42.53	42.80	36.64
								34.92

Legend:	◆ Junior swimmer	A Qualified for final A	AR American Record	B Qualified for final B
R.T. Reaction Time	US US Open Record	WJ World Junior Record	WR World Record	

Official Timekeeping by Omega





2025 TYR Pro Swim Series

Sacramento, CA

April 2 - 5



Event 13

4 APR 2025 - 9:00 AM

Women's 200m Butterfly

Heats

Results Summary

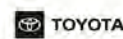
Event Number 13

	Record	Splits	Name	NAT Code	Location	Date
WR	2:01.81	27.19 58.08 1:30.20	LIU Zige	CHN	Ji Nan (CHN)	21 OCT 2009
AR	2:03.84	27.60 59.36 1:31.50	SMITH Regan	USA	Paris (FRA)	1 AUG 2024
US	2:03.87	27.76 1:00.25 1:31.94	SMITH Regan	USA	Fort Lauderdale, FL (USA)	4 JUN 2023
WJ	2:03.03	27.38 58.97 1:30.70	McINTOSH Summer	CAN	Paris (FRA)	1 AUG 2024

Rank	Heat	Lane	Name	Club Code	Year of Birth	R.T.	50m	100m	150m	Time	Time Behind
1	2	4	KLINKER Rachel	CAL	2000	0.71	30.17	1:03.36 33.19	1:38.22 34.86	2:13.00 34.78	A
2	1	4	KOZAN Justina	UN-CA	2003	0.54	29.78	1:04.37 34.59	1:40.52 36.15	2:16.45 35.93	3.45 A
3	1	5	GWINN Applejean	SAND	2006	0.71	31.26	1:06.01 34.75	1:41.63 35.62	2:17.36 35.73	4.36 A
4	2	5	JACKL Vivien	HUN	◆ 2008	0.75	31.19	1:07.39 36.20	1:44.45 37.06	2:20.33 35.88	7.33 A
5	2	7	EYRICH Chloe	UN-SN	◆ 2007	0.70	31.24	1:06.56 35.32	1:44.70 38.14	2:22.35 37.65	9.35 A
6	1	3	ACKERMAN Ella	UN-SN	◆ 2007	0.78	31.43	1:07.09 35.66	1:44.24 37.15	2:22.45 38.21	9.45 A
7	2	3	HUANG Davina	UN-PC	◆ 2007	0.73	31.87	1:08.09 36.22	1:46.39 38.30	2:25.23 38.84	12.23 A
8	1	7	DIVIS Veronika	SDSA	2000	0.66	32.68	1:09.13 36.45	1:47.66 38.53	2:26.54 38.88	13.54 A
=9	1	2	WORDELMAN Lina	UN-PC	◆ 2007	0.77	34.65	1:14.44 39.79	1:51.37 36.93	2:27.64 36.27	14.64 B
=9	1	6	NUHFER Grace	FASTLE	2002	0.67	32.52	1:09.36 36.84	1:48.80 39.44	2:27.64 38.84	14.64 B
11	2	6	BAUTISTA Ava	UN-SN	◆ 2007	0.71	31.78	1:07.55 35.77	1:47.03 39.48	2:28.78 41.75	15.78 B
	2	2	FLOWERS Ella	UN-CA	2003					DNS	

Legend:		
=	Equal rank	◆ Junior swimmer
B	Qualified for final B	DNS Did Not Start
WJ	World Junior Record	WR World Record
A	Qualified for final A	R.T. Reaction Time
AR	American Record	US US Open Record

Official Timekeeping by Omega





2025 TYR Pro Swim Series

Sacramento, CA

April 2 - 5



Event 14 4 APR 2025 - 9:06 AM

Men's 200m Butterfly

Heats

Results Summary

Event Number 14

	Record	Splits	Name	NAT Code	Location	Date
WR	1:50.34	24.19 51.89 1:20.51	MILAK Kristof	HUN	Budapest (HUN)	21 JUN 2022
AR	1:51.51	24.76 52.88 1:21.93	PHELPS Michael	USA	Rome (ITA)	29 JUL 2009
US	1:52.20	25.47 53.75 1:23.04	PHELPS Michael	USA	Omaha, NE (USA)	2 JUL 2008
WJ	1:53.79	24.69 53.24 1:22.71	MILAK Kristof	HUN	Netanya (ISR)	30 JUN 2017

Rank	Heat	Lane	Name	Club Code	Year of Birth	R.T.	50m	100m	150m	Time	Time Behind
1	4	4	CHMIELEWSKI Krzysztof	UN-CA	2004	0.59	26.05	55.16	1:24.78	1:54.92	A
								29.11	29.62	30.14	
2	3	4	CHMIELEWSKI Michal	UN-CA	2004	0.71	26.67	56.38	1:26.48	1:56.86	1.94 A
								29.71	30.10	30.38	
3	2	4	URLANDO Luca	DART	2002	0.68	26.22	55.53	1:25.78	1:57.27	2.35 A
								29.31	30.25	31.49	
4	2	5	HOCHWALT Michael	UN-AZ	2005	0.69	26.73	57.30	1:30.14	2:02.34	7.42 A
								30.57	32.84	32.20	
5	3	3	SANDERS Grant	FASTFL	1997	0.71	27.04	57.07	1:29.04	2:02.40	7.48 A
								30.03	31.97	33.36	
6	3	5	RUVALCABA CRUZ Hector	AGS	1997	0.75	27.09	57.84	1:30.24	2:02.95	8.03 A
								30.75	32.40	32.71	
7	2	3	BALOGH Levente	VT	2005	0.65	26.67	57.39	1:29.79	2:03.17	8.25 A
								30.72	32.40	33.38	
8	4	3	ELAYDI Shareef	UN-PC	◆ 2009	0.64	27.63	58.56	1:30.25	2:03.37	8.45 A
								30.93	31.69	33.12	
9	4	5	DAHLGREN Jack	AQJT	2000	0.71	27.21	58.51	1:30.84	2:03.79	8.87 B
								31.30	32.33	32.95	
10	4	2	CUSTODIO ALCANTARA S.	UN-NC	2006	0.66	27.94	59.70	1:31.54	2:03.97	9.05 B
								31.76	31.84	32.43	
11	3	1	LOPEZ-GUILLEN Javier	ESP	2006	0.71	27.77	59.63	1:31.91	2:05.26	10.34 B
								31.86	32.28	33.35	
12	2	6	HA Brandon	UN-SN	◆ 2007	0.64	27.65	58.47	1:31.17	2:06.69	11.77 B
								30.82	32.70	35.52	
13	2	1	ZAMUDIO Emi	UN-SN	2006	0.74	28.66	1:01.56	1:34.53	2:06.82	11.90 B
								32.90	32.97	32.29	
14	3	2	POWER Zach	LAKE	2006	0.72	28.17	1:00.45	1:33.97	2:08.07	13.15 B
								32.28	33.52	34.10	
15	3	8	COLLINS Aidan	UN-SN	◆ 2009	0.65	28.73	1:01.27	1:35.30	2:08.82	13.90 B
								32.54	34.03	33.52	
16	2	2	DANGOL Aasish	UN-PC	◆ 2008	0.66	28.63	1:00.81	1:34.56	2:09.34	14.42 B
								32.18	33.75	34.78	
17	3	6	GHUFRAN Hayden	FORD	2003	0.71	29.28	1:02.11	1:36.17	2:10.89	15.97 C
								32.83	34.06	34.72	
18	4	7	LEE Keanu	UN-CA	2005	0.66	28.58	1:00.85	1:35.62	2:11.80	16.88 C
								32.27	34.77	36.18	
19	2	8	TARTE Jack	UN-SN	◆ 2007	0.59	29.21	1:01.94	1:37.80	2:13.36	18.44 C
								32.73	35.86	35.56	
20	4	8	TITLEY William	UN-SN	◆ 2008	0.77	28.85	1:02.68	1:38.76	2:13.43	18.51 C
								33.83	36.08	34.67	
21	4	1	SHEFFERT Tanner	PSC	◆ 2007	0.81	28.58	1:01.54	1:37.96	2:15.37	20.45 C
								32.96	36.42	37.41	
22	1	4	OSEN Lars	AQUA	◆ 2008	0.65	28.51	1:01.23	1:36.60	2:15.51	20.59 C
								32.72	35.37	38.91	
23	3	7	RIDOSKO Nathanael	TRIV	2005		29.64	1:03.70	1:39.80	2:15.75	20.83 C
								34.06	36.10	35.95	
24	2	7	RAGHAVAN Chetan	UN-PC	◆ 2007	0.69	28.90	1:01.43	1:36.60	2:17.20	22.28 C
								32.53	35.17	40.60	

Official Timekeeping by Omega





2025 TYR Pro Swim Series

Sacramento, CA

April 2 - 5



Event 14 4 APR 2025 - 9:06 AM

Men's 200m Butterfly

Heats

Results Summary

Event Number 14

Rank	Heat	Lane	Name	Club Code	Year of Birth	R.T.	50m	100m	150m	Time	Time Behind
25	1	3	CRUZ Christian	CAQ	◆ 2009	0.70	29.75	1:04.88 35.13	1:42.52 37.64	2:22.27 39.75	27.35 R
	1	5	FAUT Cole	PSC	◆ 2007					DNS	
	4	6	HOUSE Grant	SUN	1998					DNS	

Legend:

◆	Junior swimmer	A	Qualified for final A	AR	American Record	B	Qualified for final B
C	Qualified for final C	DNS	Did Not Start	R	Reserve	R.T.	Reaction Time
US	US Open Record	WJ	World Junior Record	WR	World Record		

Official Timekeeping by Omega



FLUIDRA



OneAmerica
Financial



TOYOTA

TYR



2025 TYR Pro Swim Series

Sacramento, CA

April 2 - 5



Event 15

4 APR 2025 - 9:23 AM

Women's 50m Freestyle

Heats

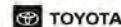
Results Summary

Event Number 15

	Record	Name	NAT Code	Location	Date
WR	23.61	SJOSTROM Sarah	SWE	Fukuoka (JPN)	29 JUL 2023
AR	23.91	DOUGLASS Kate	USA	Doha (QAT)	18 FEB 2024
US	24.00	WEITZEIL Abbey	USA	Indianapolis, IN (USA)	1 JUL 2023
WJ	24.17	CURZAN Claire	USA	Cary (USA)	14 MAY 2021

Rank	Heat	Lane	Name	Club Code	Year of Birth	R.T.	Time	Time Behind
1	5	4	GASTALDELLO Beryl	INSEP	1995	0.64	24.79	A
2	4	4	DENNIS Julia	UOFL	2004	0.64	24.97	0.18 A
3	6	5	BERKOFF Katharine	WOLF	2001	0.72	25.62	0.83 A
4	5	5	CLARK Liberty	UN-PC	◆2007	0.66	25.82	1.03 A
5	4	5	CACHOT Albane	INSEP	◆2007	0.69	25.86	1.07 A
6	4	2	SOUTHERN Kennedi	LAC	◆2010	0.77	26.02	1.23 A
7	4	3	LARSEN Faith	UN-IA	2003	0.68	26.09	1.30 A
8	5	6	SZWABINSKA Adrianna	FASTLE	2003	0.62	26.14	1.35 A
9	6	7	PETKOVA Diana	BAMA	2000	0.72	26.16	1.37 B
10	4	6	DUNCAN Jada	UN-SN	◆2007	0.58	26.30	1.51 B
11	6	3	HEIZER Abigail	SPAC	2006	0.60	26.39	1.60 B
12	5	7	SU Alison	UN-PC	◆2009	0.70	26.50	1.71 B
13	5	2	HOLDER Aislinn	FASTLE	2003	0.62	26.53	1.74 B
14	5	3	MOORE Madelyn	BER	2000	0.61	26.57	1.78 B
15	6	6	OUWEHAND Vanessa	CSC	1999	0.74	26.59	1.80 B
16	2	6	KLINTEMAR Felicia	FASTLE	2005	0.69	26.62	1.83 B
17	6	2	RENNER Miranda	TAC	2001	0.69	26.65	1.86 C
18	4	1	BRANT Josephine	UN-SN	◆2007	0.62	26.67	1.88 C
19	2	3	LEAR Abby	UN-IA	2003	0.65	26.79	2.00 C
20	1	5	KOWALCHICK Callie	UN-SN	◆2007	0.71	26.86	2.07 C
21	1	6	LONSDALE Lauren	SACC	2012	0.66	26.93	2.14 C
22	3	7	KAPINYA Lilla	UN-SN	◆2009	0.66	26.95	2.16 C
=23	3	6	SCHERRER Louise	UN-PC	◆2010	0.78	26.96	2.17 C
=23	5	1	KING Pilar	SPAC	◆2008	0.72	26.96	2.17 C
25	2	8	FORBES Cameron	UN-PC	◆2009	0.72	26.97	2.18 R
26	2	1	PULKKINEN Jenna	FRES	2004	0.68	27.01	2.22 R
27	6	8	GOUGH Brianna	UN-SN	◆2008	0.69	27.04	2.25
28	4	7	KOSSAKOWSKA Dominika	FASTLE	2001	0.60	27.05	2.26
=29	2	2	HAYON Arielle	RICE	2003	0.69	27.06	2.27
=29	2	5	MACKAY Sophi	UN-PC	2005	0.64	27.06	2.27
31	5	8	VILLARREAL RODRIGUEZ V.	IM	2005	0.64	27.07	2.28
32	6	1	BUSQUETS Ella	DA	◆2009	0.65	27.08	2.29
33	1	3	VENETTA Zoe	DA	◆2008	0.59	27.16	2.37
34	3	1	TERRY Molly	UN-SN	◆2008	0.74	27.18	2.39
35	4	8	PARKINSON Lexi	DA	◆2008	0.72	27.22	2.43
36	3	5	MILKIE Charlotte	UN-CA	◆2009	0.63	27.28	2.49
37	2	7	MEYER Morgan	UN-IA	2003	0.64	27.30	2.51
38	3	8	BIRKHOUD Elaine	UN-PC	◆2008	0.66	27.49	2.70
39	3	3	FIELDS Josie	TOPS	2006	0.67	27.51	2.72
40	1	7	ELAYDI Lyla	SCSC	2006	0.68	27.56	2.77
41	1	4	GARDIN Tessa	CCA	◆2010	0.70	27.62	2.83
42	3	2	QUAY Esme	UN-PC	◆2008	0.63	27.71	2.92
43	1	2	QUINTO Melanie	UN-SN	◆2007	0.69	27.73	2.94

Official Timekeeping by Omega





2025 TYR Pro Swim Series

Sacramento, CA

April 2 - 5



Event 15

4 APR 2025 - 9:23 AM

Women's 50m Freestyle

Heats

Results Summary

Event Number 15

Rank	Heat	Lane	Name	Club Code	Year of Birth	R.T.	Time	Time Behind
44	3	4	HUANG Davina	UN-PC	◆ 2007	0.70	27.74	2.95
45	2	4	CHAMBERS Olivia	UN-IA	2003	0.65	28.60	3.81
	6	4	RUCK Taylor	SUN	2000		DNS	

Legend:

=	Equal rank	◆	Junior swimmer	A	Qualified for final A	AR	American Record
B	Qualified for final B	C	Qualified for final C	DNS	Did Not Start	R	Reserve
R.T.	Reaction Time	US	US Open Record	WJ	World Junior Record	WR	World Record

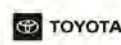
Official Timekeeping by Omega



FLUIDRA



OneAmerica
Financial





2025 TYR Pro Swim Series

Sacramento, CA

April 2 - 5



Event 16

4 APR 2025 - 9:32 AM

Men's 50m Freestyle

Heats

Results Summary

Event Number 16

	Record	Name	NAT Code	Location	Date
WR	20.91	CIELO Cesar	BRA	Sao Paulo (BRA)	18 DEC 2009
AR	21.04	DRESSEL Caeleb	USA	Omaha, NE (USA)	20 JUN 2021
US	21.04	DRESSEL Caeleb	USA	Omaha, NE (USA)	20 JUN 2021
WJ	21.75	ANDREW Michael	SUN	Indianapolis (USA)	25 AUG 2017
=WJ	21.75	ANDREW Michael	SUN	Indianapolis (USA)	26 AUG 2017

Rank	Heat	Lane	Name	Club Code	Year of Birth	R.T.	Time	Time Behind
1	3	4	CURRY Brooks	CAL	2001	0.62	22.03	A
2	5	4	GROUSSET Maxime	INSEP	1999	0.63	22.20	0.17 A
3	3	2	MUHAMMAD Kamal	UN-CA	2003	0.68	22.33	0.30 A
4	4	4	ANDREW Michael	SUN	1999	0.68	22.41	0.38 A
5	5	5	RAMADAN Youssef	VT	2002	0.60	22.72	0.69 A
6	5	6	GONZALEZ CANTU Andres	IM	2005	0.68	23.12	1.09 A
7	3	5	WILLIAMSON Maximus	LAC	2006	0.65	23.29	1.26 A
8	4	5	SOMOV Evgenii	CAL	1999	0.70	23.33	1.30 A
9	3	3	POUILLART Corentin	INSEP	2005	0.64	23.46	1.43 B
10	4	6	IMIG Nicholas	UN-PN	2003	0.61	23.49	1.46 B
11	4	3	OLSEN-STAVRAKAS Kent	UN-CO	1991	0.63	23.56	1.53 B
12	4	7	WENDT Hawkins	UN-CO	2005	0.66	23.68	1.65 B
=13	2	5	RAGLAND Jordan	UN-CA	♦ 2008	0.68	23.69	1.66 B
=13	3	1	COLSMAN Hennig	UN-CO	2006	0.67	23.69	1.66 B
15	2	4	MALHERBE Francois	UMIZ	2004	0.66	23.83	1.80 B
16	3	6	JEDBRATT Felix	LASL	2003	0.66	23.87	1.84 B
17	3	7	LANTING Cole	UN-SN	2003	0.66	23.99	1.96 C
=18	4	1	STANISLAUS Maxwell	LAC	♦ 2007	0.68	24.00	1.97 C
=18	4	2	SOLITARIO Enzo	WAVE	2006	0.67	24.00	1.97 C
20	5	7	KINCHELOE Michael	NYAC	2000	0.65	24.05	2.02 C
21	5	2	MITCHELL Stefano	MVN	1999	0.63	24.22	2.19 C
22	2	8	ZIMMERMAN Jacob	RA-CC	2006	0.70	24.34	2.31 C
23	5	1	RASMUSSEN Nate	TIGR	2006	0.66	24.42	2.39 C
24	4	8	CARSEL Isaac	UN-SN	♦ 2008	0.61	24.43	2.40 C
25	2	6	CARLSON Soren	CAQ	♦ 2009	0.66	24.49	2.46 R
26	2	2	HUDGENS Gabe	AQUA	2006	0.67	24.52	2.49 R
27	2	7	FAUT Cole	PSC	♦ 2007	0.64	24.57	2.54
28	5	8	CUEVA Raphael	UN-SN	♦ 2008	0.61	24.69	2.66
29	2	1	TITLEY William	UN-SN	♦ 2008	0.73	24.71	2.68
30	3	8	VALLE Denis	UN-SN	♦ 2009	0.64	24.83	2.80
31	1	3	SHEFFERT Tanner	PSC	♦ 2007	0.73	24.93	2.90
32	1	5	MANN Remo	UN-SN	♦ 2007	0.71	25.07	3.04
33	1	4	CAPILI Kyle	TIGR	2005	0.62	25.46	3.43
	5	3	GIULIANI Maximilian	AUS	2003		DNS	
	2	3	HA Brandon	UN-SN	♦ 2007		DSQ	

Legend:							
=	Equal record and rank	♦	Junior swimmer	A	Qualified for final A	AR	American Record
B	Qualified for final B	C	Qualified for final C	DNS	Did Not Start	DSQ	Disqualified
R	Reserve	R.T.	Reaction Time	US	US Open Record	WJ	World Junior Record
WR	World Record						

Official Timekeeping by Omega





2025 TYR Pro Swim Series

Sacramento, CA

April 2 - 5



Event 17

4 APR 2025 - 9:43 AM

Women's 100m Backstroke

Heats

Results Summary

Event Number 17

	Record	Split	Name	NAT Code	Location	Date
WR	57.13	27.94	SMITH Regan	USA	Indianapolis (USA)	18 JUN 2024
AR	57.13	27.94	SMITH Regan	USA	Indianapolis, IN (USA)	18 JUN 2024
US	57.13	27.94	SMITH Regan	USA	Indianapolis, IN (USA)	18 JUN 2024
WJ	57.57	27.74	SMITH Regan	USA	Gwangju (KOR)	28 JUL 2019

Rank	Heat	Lane	Name	Club Code	Year of Birth	R.T.	50m	Time	Time Behind
1	3	4	BERKOFF Katharine	WOLF	2001	0.58	29.63	1:00.69 31.06	A
2	2	4	SHACKLEY Leah	NCS	2006	0.72	29.90	1:00.95 31.05	0.26 A
3	3	5	GORBENKO Anastasia	ISR	2003	0.77	30.41	1:01.25 30.84	0.56 A
4	1	4	WHITE Rhyan	WOLF	2000	0.78	30.00	1:01.26 31.26	0.57 A
5	2	3	MARTIN Savannah-Eve	CSC	2006	0.75	30.44	1:02.66 32.22	1.97 A
6	1	5	GEORGE Amber	CSC	2005	0.78	30.79	1:03.16 32.37	2.47 A
7	3	3	BUSQUETS Ella	DA	◆ 2009	0.70	30.97	1:03.33 32.36	2.64 A
8	1	6	WIMBERLY Georgia	LAC	◆ 2007	0.72	31.94	1:04.82 32.88	4.13 A
9	1	3	JAFFE Erica	UN-SN	2006	0.80	32.34	1:06.08 33.74	5.39 B
10	1	7	ANDRUSS Lily	LAC	◆ 2009	0.78	32.97	1:06.33 33.36	5.64 B
11	3	6	FORBES Cameron	UN-PC	◆ 2009	0.70	32.48	1:06.51 34.03	5.82 B
12	2	1	CHANG Alexa	UN-PC	◆ 2008	0.72	32.32	1:07.13 34.81	6.44 B
13	3	1	GEORGE Genevieve	PSC	2006	0.72	32.60	1:07.22 34.62	6.53 B
14	1	1	KOMASHKO Angelina	UN-PC	◆ 2007	0.76	33.34	1:07.53 34.19	6.84 B
15	3	7	McGILL Alex	UN-NM	2004	0.79	32.88	1:07.57 34.69	6.88 B
16	2	6	KOWALCHICK Callie	UN-SN	◆ 2007	0.73	33.06	1:07.85 34.79	7.16 B
17	3	2	SU Alison	UN-PC	◆ 2009	0.68	33.47	1:08.18 34.71	7.49 C
18	3	8	BIRK HOLD Elaine	UN-PC	◆ 2008	0.70	32.91	1:08.54 35.63	7.85 C
19	1	2	QUINTO Melanie	UN-SN	◆ 2007	0.72	33.73	1:09.13 35.40	8.44 C
20	2	7	KING Pilar	SPAC	◆ 2008	0.77	33.61	1:10.28 36.67	9.59 C
21	2	8	YAZZIE Kaylah	UN-AZ	2003	0.79	35.60	1:13.64 38.04	12.95 C
	2	2	HEIZER Abigail	SPAC	2006			DNS	
	2	5	RUCK Taylor	SUN	2000			DNS	

Official Timekeeping by Omega



FLUIDRA



OneAmerica
Financial





2025 TYR Pro Swim Series

Sacramento, CA

April 2 - 5



Event 17

4 APR 2025 - 9:43 AM

Women's 100m Backstroke

Heats

Results Summary

Event Number 17

Rank	Heat	Lane	Name	Club Code	Year of Birth	R.T.	50m	Time	Time Behind
------	------	------	------	-----------	---------------	------	-----	------	-------------

Legend:									
♦	Junior swimmer	A	Qualified for final A	AR	American Record	B	Qualified for final B		
C	Qualified for final C	DNS	Did Not Start	R.T.	Reaction Time	US	US Open Record		
WJ	World Junior Record	WR	World Record						

Official Timekeeping by Omega



FLUIDRA



OneAmerica Financial





2025 TYR Pro Swim Series

Sacramento, CA

April 2 - 5



Event 18

4 APR 2025 - 9:53 AM

Men's 100m Backstroke

Heats

Results Summary

Event Number 18

	Record	Split	Name	NAT Code	Location	Date
WR	51.60	25.14	CECCON Thomas	ITA	Budapest (HUN)	20 JUN 2022
AR	51.85	25.13	MURPHY Ryan	USA	Rio de Janeiro (BRA)	13 AUG 2016
US	51.94	25.35	PEIRSOL Aaron	USA	Indianapolis, IN (USA)	8 JUL 2009
WJ	52.08	25.00	LIFINCEV Miron	RUS	Ekaterinburg (RUS)	28 JUL 2024

Rank	Heat	Lane	Name	Club Code	Year of Birth	R.T.	50m	Time	Time Behind
1	3	4	NDOYE BROUARD Yohann	INSEP	2000	0.72	27.55	55.50 27.95	A
2	2	4	JAHN Cornelius	OSU	2003	0.83	27.28	55.76 28.48	0.26 A
3	1	5	DUVAUCHELLE Hugo	INSEP	♦ 2007	0.79	27.93	56.99 29.06	1.49 A
4	3	3	ZAMUDIO Emi	UN-SN	2006	0.82	28.58	58.20 29.62	2.70 A
5	1	4	DAHLGREN Jack	AQJT	2000	0.75	28.77	58.74 29.97	3.24 A
6	2	2	ARIAS Gabo	UN-MI	2005	0.70	28.43	58.91 30.48	3.41 A
7	2	6	IRONS Devin	PSC	♦ 2007	0.71	29.06	59.56 30.50	4.06 A
8	2	3	CONTRERAS LOPEZ Luis	IM	2006	0.77	29.05	59.62 30.57	4.12 A
9	2	5	CALKINS Brady	UN-SN	2006	0.74	29.43	1:00.31 30.88	4.81 B
10	3	6	CICIARELLI Max	UN-PC	♦ 2007	0.74	29.48	1:01.41 31.93	5.91 B
11	1	3	ROMERO Michael	UN-SN	♦ 2007	0.75	29.91	1:01.67 31.76	6.17 B
12	1	2	VALLE Denis	UN-SN	♦ 2009	0.76	30.10	1:02.71 32.61	7.21 B
13	2	7	BONILLA Dylan	UN-SN	♦ 2007	0.69	30.50	1:02.99 32.49	7.49 B
14	1	6	CUTIDIOC Nikita	RYL	♦ 2007	0.66	29.97	1:03.54 33.57	8.04 B
15	3	7	JIANG Tommy	UN-SN	♦ 2010	0.71	31.31	1:05.84 34.53	10.34 B
	3	2	CAPILI Kyle	TIGR	2005			DNS	
	3	5	WILLIAMSON Maximus	LAC	2006			DNS	

Legend:	
♦	Junior swimmer
DNS	Did Not Start
WR	World Record
A	Qualified for final A
R.T.	Reaction Time
AR	American Record
US	US Open Record
B	Qualified for final B
WJ	World Junior Record

Official Timekeeping by Omega





2025 TYR Pro Swim Series

Sacramento, CA

April 2 - 5



Event 19

4 APR 2025 - 10:00 AM

Women's 200m Breaststroke

Heats

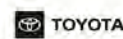
Results Summary

Event Number 19

	Record	Splits	Name	NAT Code	Location	Date
WR	2:17.55	32.13 1:07.28 1:42.47	CHIKUNOVA Evgeniia	RUS	Kazan (RUS)	21 APR 2023
AR	2:19.24	31.83 1:07.09 1:42.89	DOUGLASS Kate	USA	Paris (FRA)	8 JAN 2024
US	2:19.30	32.01 1:07.05 1:42.97	DOUGLASS Kate	USA	Knoxville, TX (USA)	13 JAN 2024
WJ	2:19.64	32.10 1:07.59 1:43.52	GUNES Viktoria Zeynep	TUR	Singapore (SGP)	30 AUG 2015

Rank	Heat	Lane	Name	Club Code	Year of Birth	R.T.	50m	100m	150m	Time	Time Behind
1	1	4	KALMAR Aliz	FRES	2002	0.74	33.65	1:11.84 38.19	1:51.18 39.34	2:30.35	A
2	3	4	ODGERS Isabelle	NOVA	2000	0.78	34.80	1:13.00 38.20	1:51.78 38.78	2:31.04	0.69 A
3	2	3	TAN Mikayla	UN-PC	◆ 2010	0.68	34.73	1:13.10 38.37	1:52.69 39.59	2:31.94	1.59 A
4	1	5	NYSTRAND Lisa	NCS	2006	0.75	34.50	1:12.93 38.43	1:52.63 39.70	2:33.00	2.65 A
5	3	5	SU Mia	UN-PC	◆ 2009	0.70	35.98	1:15.48 39.50	1:54.76 39.28	2:33.42	3.07 A
6	2	4	CIEPLUCHA Tess	TNAQ	1998	0.71	34.94	1:13.74 38.80	1:53.29 39.55	2:33.46	3.11 A
7	3	7	PULKKINEN Jenna	FRES	2004	0.72	35.76	1:14.42 38.66	1:54.38 39.96	2:34.14	3.79 A
8	2	5	COLLINS Avery	LAC	2006	0.66	35.14	1:14.01 38.87	1:54.43 40.42	2:35.59	5.24 A
9	3	3	FLOWERS Ella	UN-CA	2003	0.67	35.87	1:15.08 39.21	1:55.59 40.51	2:35.91	5.56 B
10	1	3	GARRITSON Ellen	LAC	2006	0.73	36.76	1:16.54 39.78	1:57.32 40.78	2:38.64	8.29 B
11	2	7	EINIO Siiri	RICE	2003	0.69	36.14	1:17.01 40.87	1:57.90 40.89	2:38.71	8.36 B
12	1	7	KENNEDY Irelyn	UN-SN	◆ 2010		36.61	1:17.27 40.66	2:00.17 42.90	2:42.12	11.77 B
13	2	1	BELOW Katie	UN-SN	◆ 2008	0.75	36.83	1:17.71 40.88	2:00.44 42.73	2:42.47	12.12 B
14	2	2	COLLINS Ava	UN-SN	◆ 2010		36.56	1:16.97 40.41	1:59.15 42.18	2:42.57	12.22 B
15	1	2	ORTEGA GIL Mariana	IM	2003		36.60	1:18.11 41.51	2:01.79 43.68	2:44.21	13.86 B
16	2	6	GWINN Applejean	SAND	2006	0.72	37.61	1:18.65 41.04	2:01.63 42.98	2:45.05	14.70 B
17	3	1	FOTH Illiana	UN-SN	◆ 2008	0.64	37.30	1:18.99 41.69	2:02.50 43.51	2:45.81	15.46 C
18	1	6	DAVIS Meagan	UN-GA	2006		37.34	1:19.48 42.14	2:02.23 42.75	2:45.86	15.51 C
19	3	6	RIVERA Mack	CAQ	◆ 2007	0.61	37.76	1:20.29 42.53	2:03.78 43.49	2:48.14	17.79 C
20	2	8	CENIZAL Abby	UN-SN	◆ 2009	0.65	38.40	1:21.08 42.68	2:05.75 44.67	2:49.75	19.40 C
21	1	1	ALEXANDER Lexi	GFSC	◆ 2008	0.66	38.06	1:21.00 42.94	2:06.32 45.32	2:50.41	20.06 C
22	3	8	QUIHUIZ Chloe	PSC	◆ 2008	0.74	38.48	1:21.64 43.16	2:06.40 44.76	2:51.16	20.81 C
23	1	8	QIU Elise	BAC	◆ 2009	0.67	39.17	1:21.77 42.60	2:06.87 45.10	2:51.66	21.31 C
24	3	2	ELAYDI Lyla	SCSC	2006	0.62	39.34	1:23.49 44.15	2:08.95 45.46	2:53.72	23.37 C

Official Timekeeping by Omega





2025 TYR Pro Swim Series

Sacramento, CA

April 2 - 5



Event 19

4 APR 2025 - 10:00 AM

Women's 200m Breaststroke

Heats

Results Summary

Event Number 19

Rank	Heat	Lane	Name	Club Code	Year of Birth	R.T.	50m	100m	150m	Time	Time Behind
------	------	------	------	-----------	---------------	------	-----	------	------	------	-------------

Legend:

♦	Junior swimmer	A	Qualified for final A	AR	American Record	B	Qualified for final B
C	Qualified for final C	R.T.	Reaction Time	US	US Open Record	WJ	World Junior Record
WR	World Record						

Official Timekeeping by Omega



FLUIDRA



OneAmerica Financial





2025 TYR Pro Swim Series

Sacramento, CA

April 2 - 5



Event 20

4 APR 2025 - 10:14 AM

Men's 200m Breaststroke

Heats

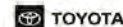
Results Summary

Event Number 20

	Record	Splits			Name	NAT Code	Location	Date
WR	2:05.48	28.53	1:00.72	1:33.36	QIN Haiyang	CHN	Fukuoka (JPN)	28 JUL 2023
AR	2:06.54	29.19	1:01.50	1:34.00	FALLON Matthew	UPN	Indianapolis, IN (USA)	19 JUN 2024
US	2:06.54	29.19	1:01.50	1:34.00	FALLON Matthew	UPN	Indianapolis, IN (USA)	19 JUN 2024
WJ	2:08.04	29.05	1:01.92	1:35.48	DONG Zhihao	CHN	Fukuoka (JPN)	28 JUL 2023

Rank	Heat	Lane	Name	Club Code	Year of Birth	R.T.	50m	100m	150m	Time	Time Behind
1	6	4	FALLON Matthew	UPN	2002	0.66	30.24	1:03.31 33.07	1:37.67 34.36	2:13.13	A
2	6	5	COLL MARTI Carles	VT	2001	0.62	29.88	1:03.44 33.56	1:37.83 34.39	2:13.22	0.09 A
3	5	4	POUCH Ananias	PRVT	2000	0.65	30.49	1:04.13 33.64	1:38.93 34.80	2:14.27	1.14 A
4	5	3	CHAN Junhao	UN-CA	2004	0.65	30.65	1:05.09 34.44	1:40.56 35.47	2:16.43	3.30 A
5	4	4	PETRASHOV Denis	UOFL	2000	0.74	30.96	1:06.04 35.08	1:41.31 35.27	2:16.50	3.37 A
6	6	3	FISCHER Brandon	TRIV	1989	0.71	30.73	1:05.00 34.27	1:40.79 35.79	2:16.53	3.40 A
7	6	6	ROMANOV Pavel	UN-CA	1993	0.66	30.58	1:05.74 35.16	1:41.02 35.28	2:17.04	3.91 A
8	4	3	SANDERS Grant	FASTFL	1997	0.70	31.69	1:06.24 34.55	1:41.50 35.26	2:17.15	4.02 A
9	6	2	MIKELSONS Kristaps	LAT	2004	0.74	31.11	1:05.49 34.38	1:41.52 36.03	2:17.29	4.16 B
10	4	5	AIT KACI Carl	INSEP	2001	0.67	31.12	1:05.98 34.86	1:41.07 35.09	2:17.35	4.22 B
11	4	7	TAN Zachary	CAL	2003	0.66	31.11	1:05.90 34.79	1:42.29 36.39	2:18.51	5.38 B
12	4	2	KEMP Finn	UN-AZ	2005	0.69	31.10	1:07.02 35.92	1:44.00 36.98	2:20.57	7.44 B
13	2	1	ANTONIAK Lars	CAL	2005	0.61	31.19	1:06.46 35.27	1:43.52 37.06	2:21.02	7.89 B
14	6	1	RYAN Brendan	UN-PC	2003	0.70	32.30	1:08.16 35.86	1:44.98 36.82	2:21.51	8.38 B
15	5	5	PUENTE BUSTAMANTE Andres	AGS	2001	0.69	31.39	1:06.69 35.30	1:43.13 36.44	2:21.74	8.61 B
16	3	5	TUCKER Julian	UN-SN	◆ 2008	0.61	32.52	1:09.31 36.79	1:46.41 37.10	2:22.70	9.57 B
17	5	7	BROWN Sam	CSC	2003	0.70	32.49	1:09.38 36.89	1:46.00 36.62	2:23.12	9.99 C
18	6	8	HUGHES Hara	CSC	2005	0.62	32.01	1:08.60 36.59	1:46.27 37.67	2:23.56	10.43 C
19	4	8	CRUZ MARTINEZ Bruno	IM	2004	0.67	32.71	1:08.54 35.83	1:46.15 37.61	2:24.44	11.31 C
20	3	7	RAGLAND Jordan	UN-CA	◆ 2008	0.77	33.20	1:11.27 38.07	1:48.79 37.52	2:25.36	12.23 C
21	3	4	CEPEDA BALBOA Guillermo	IM	2003	0.66	32.30	1:08.89 36.59	1:46.47 37.58	2:25.54	12.41 C
22	3	2	CHARLES Kota	UN-SN	◆ 2009	0.72	34.11	1:11.11 37.00	1:48.78 37.67	2:25.64	12.51 C
23	5	1	LOPEZ Cruz	AQUA	◆ 2007	0.70	32.16	1:08.49 36.33	1:47.66 39.17	2:27.09	13.96 C
24	5	6	CHRISTIANSON Tyler	UN-IN	2001	0.65	32.52	1:09.82 37.30	1:48.23 38.41	2:27.81	14.68 C

Official Timekeeping by Omega





2025 TYR Pro Swim Series

Sacramento, CA

April 2 - 5



Event 20

4 APR 2025 - 10:14 AM

Men's 200m Breaststroke

Heats

Results Summary

Event Number 20

Rank	Heat	Lane	Name	Club Code	Year of Birth	R.T.	50m	100m	150m	Time	Time Behind
25	1	5	MEFFORD Ben	UN-PC	2002	0.70	33.86	1:11.65 37.79	1:50.46 38.81	2:28.22 37.76	15.09 R
26	5	8	VALDEZ Kyle	UN-AZ	2002	0.69	33.77	1:11.03 37.26	1:49.92 38.89	2:29.74 39.82	16.61 R
27	5	2	ELAYDI Shareef	UN-PC	◆ 2009	0.69	33.09	1:10.01 36.92	1:49.76 39.75	2:30.15 40.39	17.02
28	1	3	BRAVO Marcos	PSC	2006	0.66	32.97	1:10.13 37.16	1:48.69 38.56	2:30.28 41.59	17.15
29	6	7	MANN Remo	UN-SN	◆ 2007	0.72	32.49	1:10.23 37.74	1:50.32 40.09	2:30.42 40.10	17.29
30	4	6	HOCHWALT Michael	UN-AZ	2005	0.72	32.98	1:11.96 38.98	1:51.57 39.61	2:30.79 39.22	17.66
31	3	3	SEWARD Tyler	UN-SN	◆ 2007	0.63	34.52	1:13.78 39.26	1:53.22 39.44	2:31.58 38.36	18.45
32	2	5	BECKER Adam	UN-SN	◆ 2007	0.73	33.38	1:11.50 38.12	1:51.58 40.08	2:31.81 40.23	18.68
33	2	4	CAMP Shep	CAQ	◆ 2007	0.66	33.81	1:12.09 38.28	1:51.55 39.46	2:31.83 40.28	18.70
34	3	8	DENTINO Dante	TIGR	2006	0.71	33.75	1:12.30 38.55	1:52.65 40.35	2:32.36 39.71	19.23
35	1	4	VARGAS Camilo	AGAC	2003	0.64	32.35	1:10.17 37.82	1:50.46 40.29	2:32.46 42.00	19.33
36	4	1	IRONS Dominik	PSC	◆ 2009	0.73	33.73	1:12.45 38.72	1:54.27 41.82	2:35.98 41.71	22.85
37	2	3	DANGOL Aasish	UN-PC	◆ 2008	0.67	35.60	1:15.52 39.92	1:56.43 40.91	2:37.31 40.88	24.18
38	2	6	DACUYCUY Jaydison	UN-SN	◆ 2009	0.67	36.39	1:16.95 40.56	1:58.86 41.91	2:43.32 44.46	30.19
39	2	7	WILLMER Josh	CSC	2004	0.68	37.89	1:21.10 43.21	2:05.08 43.98	2:47.48 42.40	34.35
	2	2	ALVAREZ Aidan	TIGR	2006					DNS	
	3	1	JAMIESON Joaquin	UN-PC	2001					DNS	
	3	6	CARSEL Isaac	UN-SN	◆ 2008					DNS	

Legend:							
◆	Junior swimmer	A	Qualified for final A	AR	American Record	B	Qualified for final B
C	Qualified for final C	DNS	Did Not Start	R	Reserve	R.T.	Reaction Time
US	US Open Record	WJ	World Junior Record	WR	World Record		

Official Timekeeping by Omega





2025 TYR Pro Swim Series

Sacramento, CA

April 2 - 5



Event 21

4 APR 2025 - 10:39 AM

Women's 50m Butterfly

Heats

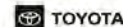
Results Summary

Event Number 21

	Record	Name	NAT Code	Location	Date
WR	24.43	SJOSTROM Sarah	SWE	Boras (SWE)	5 JUL 2014
AR	25.11	WALSH Gretchen	USA	Indianapolis, IN (USA)	28 JUN 2023
US	25.11	WALSH Gretchen	USA	Indianapolis, IN (USA)	28 JUN 2023
WJ	25.46	IKEE Rikako	JPN	Indianapolis (USA)	26 AUG 2017

Rank	Heat	Lane	Name	Club Code	Year of Birth	R.T.	Time	Time Behind
1	7	4	OUWEHAND Vanessa	CSC	1999	0.77	26.44	A
2	6	4	SHACKLEY Leah	NCS	2006	0.67	26.69	0.25 A
3	5	4	HAYON Arielle	RICE	2003	0.69	27.25	0.81 A
4	6	1	KLINTEMAR Felicia	FASTLE	2005	0.70	27.45	1.01 A
5	6	7	DENNIS Julia	UOFL	2004	0.65	27.48	1.04 A
6	7	8	BRANT Josephine	UN-SN	♦2007	0.60	27.77	1.33 A
7	7	3	RENNER Miranda	TAC	2001	0.68	27.79	1.35 A
8	4	7	LARSEN Faith	UN-IA	2003	0.69	27.82	1.38 A
9	4	1	MOORE Madelyn	BER	2000	0.61	27.85	1.41 B
10	5	3	BAUTISTA Ava	UN-SN	♦2007	0.71	28.36	1.92 B
11	2	2	SOUTHERN Kennedy	LAC	♦2010	0.79	28.37	1.93 B
12	6	5	WHITE Rhyan	WOLF	2000	0.65	28.43	1.99 B
13	4	5	SU Alison	UN-PC	♦2009	0.69	28.47	2.03 B
14	5	8	BUSQUETS Ella	DA	♦2009	0.69	28.61	2.17 B
15	4	2	SCHERRER Louise	UN-PC	♦2010	0.77	28.65	2.21 B
16	6	8	HEIZER Abigail	SPAC	2006	0.60	28.66	2.22 B
17	4	3	CLARK Liberty	UN-PC	♦2007	0.65	28.68	2.24 C
18	6	3	GEORGE Genevieve	PSC	2006	0.58	28.87	2.43 C
19	5	5	HUANG Davina	UN-PC	♦2007	0.68	28.91	2.47 C
20	5	6	HEIT Ellie	UN-PC	2005	0.69	29.00	2.56 C
21	5	7	CORDER Sophia	UN-NM	2005	0.70	29.08	2.64 C
22	3	5	KAPINYA Lilla	UN-SN	♦2009	0.67	29.22	2.78 C
23	2	7	MACKAY Sophi	UN-PC	2005	0.68	29.24	2.80 C
24	7	2	LANDERS Abigail	UN-SN	♦2009	0.58	29.26	2.82 C
=25	6	2	KING Pilar	SPAC	♦2008	0.72	29.31	2.87 R?
=25	7	1	PARKINSON Lexi	DA	♦2008	0.74	29.31	2.87 R?
27	7	6	GARRITSON Ellen	LAC	2006	0.70	29.35	2.91
28	3	7	CHANG Alexa	UN-PC	♦2008	0.62	29.46	3.02
29	1	2	VENETTA Zoe	DA	♦2008	0.63	29.60	3.16
30	6	6	HOUSE Madeline	SPAC	♦2007	0.72	29.61	3.17
31	3	4	QUAY Esme	UN-PC	♦2008	0.63	29.64	3.20
32	2	4	FORBES Cameron	UN-PC	♦2009	0.73	29.76	3.32
=33	5	1	WORDELMAN Lina	UN-PC	♦2007	0.71	29.83	3.39
=33	5	2	DIVIS Veronika	SDSA	2000	0.70	29.83	3.39
35	3	1	GARDIN Tessa	CCA	♦2010	0.71	29.88	3.44
36	2	6	ROSEVOLD Kingsley	UN-SN	♦2008	0.76	29.89	3.45
37	7	7	MILKIE Charlotte	UN-CA	♦2009	0.64	29.94	3.50
38	4	4	ACKERMAN Ella	UN-SN	♦2007	0.80	29.95	3.51
39	2	3	RECIO Marrassa	UN-SN	♦2007	0.71	30.16	3.72
40	4	8	EYRICH Chloe	UN-SN	♦2007	0.71	30.17	3.73
41	3	2	CARTER Jesse	UN-SN	♦2008	0.72	30.20	3.76
42	4	6	COLLINS Ava	UN-SN	♦2010	0.67	30.34	3.90
43	3	3	NIELSEN Lauren	UN-SN	♦2007	0.78	30.35	3.91

Official Timekeeping by Omega





2025 TYR Pro Swim Series

Sacramento, CA

April 2 - 5



Event 21

4 APR 2025 - 10:39 AM

Women's 50m Butterfly

Heats

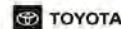
Results Summary

Event Number 21

Rank	Heat	Lane	Name	Club Code	Year of Birth	R.T.	Time	Time Behind
44	1	7	DIVIS Martina	SDSA	2006	0.74	30.36	3.92
45	1	6	KOMASHKO Angelina	UN-PC	♦ 2007	0.69	30.39	3.95
46	3	6	FOTH Illiana	UN-SN	♦ 2008	0.63	30.65	4.21
47	3	8	QIU Elise	BAC	♦ 2009	0.67	30.66	4.22
48	1	1	FASANI Faith	UN-SN	♦ 2008	0.73	30.90	4.46
49	1	4	RIVERA Mack	CAQ	♦ 2007	0.67	31.28	4.84
50	2	5	TERRY Molly	UN-SN	♦ 2008	0.75	31.56	5.12
51	2	8	YAZZIE Kaylah	UN-AZ	2003	0.73	31.64	5.20
52	1	5	KENNEDY Irelyn	UN-SN	♦ 2010	0.73	32.16	5.72
53	2	1	FIELDS Allie	UN-CA	♦ 2008	0.67	32.25	5.81
54	1	3	BELOW Katie	UN-SN	♦ 2008	0.75	33.63	7.19
	7	5	KLINKER Rachel	CAL	2000		DNS	

Legend:					
=	Equal rank	♦	Junior swimmer	A	Qualified for final A
AR	American Record	B	Qualified for final B	C	Qualified for final C
DNS	Did Not Start	R.T.	Reaction Time	R?	Involved in swim-off (reserve)
US	US Open Record	WJ	World Junior Record	WR	World Record

Official Timekeeping by Omega





2025 TYR Pro Swim Series

Sacramento, CA

April 2 - 5



Event 22

4 APR 2025 - 10:50 AM

Men's 50m Butterfly

Heats

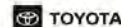
Results Summary

Event Number 22

	Record	Name	NAT Code	Location	Date
WR	22.27	GOVOROV Andrii	UKR	Rome (ITA)	1 JUL 2018
AR	22.35	DRESSEL Caeleb	USA	Gwangju (KOR)	22 JUL 2019
US	22.84	DRESSEL Caeleb	USA	Greensboro, NC (USA)	27 APR 2022
WJ	22.96	RIBEIRO Diogo Matos	POR	Lima (PER)	3 SEP 2022

Rank	Heat	Lane	Name	Club Code	Year of Birth	R.T.	Time	Time Behind
1	6	4	GROUSSET Maxime	INSEP	1999	0.65	23.44	A
2	5	4	ANDREW Michael	SUN	1999	0.68	23.65	0.21 A
3	5	5	MUHAMMAD Kamal	UN-CA	2003	0.65	23.68	0.24 A
4	4	4	RAMADAN Youssef	VT	2002	0.62	23.89	0.45 A
5	6	6	DUMESNIL Ethan	INSEP	2006	0.60	23.95	0.51 A
6	5	2	HA Brandon	UN-SN	◆2007	0.70	24.44	1.00 A
7	4	6	OLSEN-STAVRAKAS Kent	UN-CO	1991	0.63	24.77	1.33 A
8	6	2	STANISLAUS Maxwell	LAC	◆2007	0.67	24.93	1.49 A
9	4	2	SOMOV Evgenii	CAL	1999	0.71	24.96	1.52 B
10	6	3	SOLITARIO Enzo	WAVE	2006	0.66	25.06	1.62 B
11	4	3	JEDBRATT Felix	LASL	2003	0.65	25.11	1.67 B
12	5	6	WILLIAMSON Maximus	LAC	2006	0.66	25.29	1.85 B
13	6	7	RICHARDSON Peyton	RA-IL	2002	0.61	25.32	1.88 B
14	4	1	LANTING Cole	UN-SN	2003	0.66	25.55	2.11 B
15	3	6	CECCO Mark	CAQ	◆2008	0.64	25.79	2.35 B
16	4	8	ZIMMERMAN Jacob	UN-CC	2006	0.69	25.82	2.38 B
17	2	5	WENDT Hawkins	UN-CO	2005	0.64	25.93	2.49 C
18	3	3	COLLINS Aidan	UN-SN	◆2009	0.63	25.97	2.53 C
19	2	3	CARSEL Isaac	UN-SN	◆2008	0.60	26.11	2.67 C
20	6	8	TITLEY William	UN-SN	◆2008	0.75	26.14	2.70 C
21	5	7	FAUT Cole	PSC	◆2007	0.64	26.16	2.72 C
22	3	5	CARLSON Soren	CAQ	◆2009	0.61	26.26	2.82 C
23	3	2	MITCHELL Stefano	MVN	1999	0.66	26.28	2.84 C
24	3	8	GONZALEZ CANTU Andres	IM	2005	0.68	26.37	2.93 C
25	5	1	BONILLA Dylan	UN-SN	◆2007	0.66	26.43	2.99 R
26	5	3	ELAYDI Shareef	UN-PC	◆2009	0.66	26.46	3.02 R
27	3	7	OSEN Lars	AQUA	◆2008	0.63	26.48	3.04
28	4	7	TARTE Jack	UN-SN	◆2007	0.59	26.81	3.37
29	2	4	SHEFFERT Tanner	PSC	◆2007	0.72	26.91	3.47
=30	1	4	HUDGENS Gabe	AQUA	2006	0.71	26.95	3.51
=30	5	8	RAGHAVAN Chetan	UN-PC	◆2007	0.67	26.95	3.51
32	1	7	LOVEDAY Logan	UN-SN	◆2007	0.71	26.99	3.55
33	2	7	VALLE Denis	UN-SN	◆2009	0.64	27.02	3.58
34	2	1	CRUZ Christian	CAQ	◆2009	0.68	27.08	3.64
35	2	6	VARGAS Camilo	AGAC	2003	0.65	27.14	3.70
36	1	2	CAMP Shep	CAQ	◆2007	0.65	27.16	3.72
37	3	4	JIANG Tommy	UN-SN	◆2010	0.61	27.28	3.84
38	1	5	ROMERO Michael	UN-SN	◆2007	0.55	27.29	3.85
39	6	1	CALKINS Brady	UN-SN	2006	0.67	27.38	3.94
=40	2	8	LOPEZ Cruz	AQUA	◆2007	0.71	27.43	3.99
=40	3	1	SEWARD Tyler	UN-SN	◆2007	0.58	27.43	3.99
42	1	3	TUCKER Julian	UN-SN	◆2008	0.60	27.53	4.09
43	1	6	CUEVA Raphael	UN-SN	◆2008	0.62	27.56	4.12

Official Timekeeping by Omega





2025 TYR Pro Swim Series

Sacramento, CA

April 2 - 5



Event 22

4 APR 2025 - 10:50 AM

Men's 50m Butterfly

Heats

Results Summary

Event Number 22

Rank	Heat	Lane	Name	Club Code	Year of Birth	R.T.	Time	Time Behind
44	2	2	BECKER Adam	UN-SN	◆ 2007	0.67	27.83	4.39
45	1	1	DACUYCUI Jaydison	UN-SN	◆ 2009	0.65	28.85	5.41
	4	5	URLANDO Luca	DART	2002		DNS	
	6	5	DAHLGREN Jack	AQJT	2000		DNS	

Legend:

=	Equal rank	◆	Junior swimmer	A	Qualified for final A	AR	American Record
B	Qualified for final B	C	Qualified for final C	DNS	Did Not Start	R	Reserve
R.T.	Reaction Time	US	US Open Record	WJ	World Junior Record	WR	World Record

Official Timekeeping by Omega



FLUIDRA



OneAmerica
Financial



TOYOTA

TYR



2025 TYR Pro Swim Series

Sacramento, CA

April 2 - 5



Event 23

4 APR 2025 - 11:04 AM

Women's 400m Freestyle

Heats

Results Summary

Event Number 23

	Record	Splits		Name	NAT Code	Location	Date
WR	3:55.38	56.92	1:56.94	2:56.90	TITMUS Ariarne	AUS Fukuoka (JPN)	23 JUL 2023
AR	3:56.46	57.05	1:57.11	2:57.62	LEDECKY Katie	USA Rio de Janeiro (BRA)	7 AUG 2016
US	3:57.94	57.07	1:57.70	2:58.15	LEDECKY Katie	USA Indianapolis, IN (USA)	17 MAY 2018
WJ	3:56.08	56.46	1:55.91	2:55.84	McINTOSH Summer	CAN Toronto (CAN)	28 MAR 2023

Rank	Heat	Lane	Name	Club Code	Year of Birth	R.T.	Time	Time Behind
1	3	4	THOMAS Eve	CSC	2001	0.69	4:18.12	A
	50m 29.57	100m 1:01.58	150m 1:34.10	200m 2:06.80	250m 2:39.90	300m 3:12.73	350m 3:45.76	
			32.01	32.52	32.70	33.10	32.83	33.03
								32.36
2	2	5	McDEVITT Alexa	UN-PN	◆ 2007	0.72	4:21.75	3.63 A
	50m 30.47	100m 1:04.17	150m 1:37.62	200m 2:10.59	250m 2:43.69	300m 3:17.04	350m 3:49.72	
			33.70	33.45	32.97	33.10	33.35	32.68
								32.03
3	3	3	DYSON Ella	RICE	2004	0.78	4:22.25	4.13 A
	50m 30.82	100m 1:03.44	150m 1:36.78	200m 2:09.75	250m 2:42.74	300m 3:15.90	350m 3:49.37	
			32.62	33.34	32.97	32.99	33.16	33.47
								32.88
4	2	4	JACKL Vivien	HUN	◆ 2008	0.75	4:25.62	7.50 A
	50m 30.46	100m 1:04.09	150m 1:38.60	200m 2:13.09	250m 2:47.15	300m 3:21.21	350m 3:54.14	
			33.63	34.51	34.49	34.06	34.06	32.93
								31.48
5	3	5	BATBAYAR Huska	UNEV	2001	0.74	4:25.74	7.62 A
	50m 31.08	100m 1:04.48	150m 1:38.85	200m 2:12.28	250m 2:46.29	300m 3:19.66	350m 3:53.17	
			33.40	34.37	33.43	34.01	33.37	33.51
								32.57
6	3	2	ROSEVOLD Kingsley	UN-SN	◆ 2008	0.74	4:25.96	7.84 A
	50m 30.80	100m 1:04.48	150m 1:37.79	200m 2:11.64	250m 2:46.03	300m 3:19.93	350m 3:53.59	
			1:37.79	33.85	34.39	33.90	33.66	33.66
								32.37
7	3	6	ELIZONDO CABRERA Fernanda	RNM	◆ 2007	0.65	4:26.30	8.18 A
	50m 30.81	100m 1:04.72	150m 1:38.38	200m 2:12.49	250m 2:46.40	300m 3:20.81	350m 3:54.52	
			33.91	33.66	34.11	34.41	33.71	33.71
								31.78
8	2	6	ANDRUSS Lily	LAC	◆ 2009	0.72	4:26.70	8.58 A
	50m 30.81	100m 1:04.72	150m 1:38.59	200m 2:12.73	250m 2:46.26	300m 3:20.05	350m 3:53.78	
			33.91	33.87	34.14	33.53	33.79	33.73
								32.92
9	2	3	ARZAVE Juli	TAC	2001	0.75	4:28.67	10.55 B
	50m 30.80	100m 1:04.27	150m 1:38.10	200m 2:11.95	250m 2:46.19	300m 3:20.61	350m 3:55.12	
			33.47	33.83	33.85	34.24	34.42	34.51
								33.55
10	1	4	MILKIE Charlotte	UN-CA	◆ 2009	0.66	4:29.44	11.32 B
	50m 31.77	100m 1:05.04	150m 1:39.73	200m 2:13.76	250m 2:48.35	300m 3:22.32	350m 3:56.75	
			33.27	34.69	34.03	34.59	33.97	34.43
								32.69
11	1	5	SU Mia	UN-PC	◆ 2009	0.71	4:29.91	11.79 B
	50m 32.28	100m 1:06.89	150m 1:40.61	200m 2:14.49	250m 2:48.73	300m 3:22.75	350m 3:57.07	
			34.61	33.72	33.88	34.24	34.02	34.32
								32.84
12	3	1	LONSDALE Lauren	SACC	2012	0.67	4:30.15	12.03 B
	50m 29.81	100m 1:02.89	150m 1:36.98	200m 2:11.25	250m 2:45.97	300m 3:20.61	350m 3:55.72	
			33.08	34.09	34.27	34.72	34.64	35.11
								34.43
13	2	8	SYMINGTON Lelia	PSC	2006	0.70	4:32.29	14.17 B
	50m 30.84	100m 1:04.24	150m 1:38.85	200m 2:13.13	250m 2:48.11	300m 3:22.89	350m 3:58.18	
			33.40	34.61	34.28	34.98	34.78	35.29
								34.11
14	2	1	ACKERMAN Ella	UN-SN	◆ 2007	0.81	4:33.33	15.21 B
	50m 31.67	100m 1:04.98	150m 1:39.70	200m 2:14.15	250m 2:49.26	300m 3:23.96	350m 3:58.86	
			33.31	34.72	34.45	35.11	34.70	34.90
								34.47
15	1	6	LUISETTI Elaine	NSS	◆ 2011	0.81	4:34.18	16.06 B
	50m 31.26	100m 1:04.56	150m 1:38.96	200m 2:13.96	250m 2:49.14	300m 3:24.43	350m 4:00.20	
			33.30	34.40	35.00	35.18	35.29	35.77
								33.98
16	3	8	BROUGHTON Ellie	UN-NM	2006	0.80	4:34.25	16.13 B
	50m 31.44	100m 1:05.66	150m 1:40.54	200m 2:14.95	250m 2:49.74	300m 3:24.78	350m 4:00.22	
			34.22	34.88	34.41	34.79	35.04	35.44
								34.03
17	3	7	KALMAR Laura	FRES	2002	0.80	4:34.34	16.22 C
	50m 31.71	100m 1:05.89	150m 1:41.48	200m 2:16.30	250m 2:52.28	300m 3:27.24	350m 4:02.24	
			34.18	35.59	34.82	35.98	34.96	35.00
								32.10

Official Timekeeping by Omega





2025 TYR Pro Swim Series

Sacramento, CA

April 2 - 5



Event 23

4 APR 2025 - 11:04 AM

Women's 400m Freestyle

Heats

Results Summary

Event Number 23

Rank	Heat	Lane	Name	Club Code	Year of Birth	R.T.	Time	Time Behind	
18	1	2	GOUGH Brianna	UN-SN	◆ 2008		4:34.55	16.43	C
	50m	30.89	100m 1:04.23 33.34	150m 1:39.60 35.37	200m 2:15.03 35.43	250m 2:50.73 35.70	300m 3:25.44 34.71	350m 4:00.64 35.20	33.91
19	2	2	EYRICH Chloe	UN-SN	◆ 2007		4:39.00	20.88	C
	50m	31.55	100m 1:05.69 34.14	150m 1:41.31 35.62	200m 2:16.72 35.41	250m 2:53.16 36.44	300m 3:28.29 35.13	350m 4:04.43 36.14	34.57
20	2	7	CHAMBERS Olivia	UN-IA	2003		4:41.64	23.52	C
	50m	31.85	100m 1:06.45 34.60	150m 1:42.34 35.89	200m 2:18.28 35.94	250m 2:54.50 36.22	300m 3:30.52 36.02	350m 4:06.81 36.29	34.83
21	1	3	CLEMENS Maggie	UN-SN	◆ 2007		4:43.97	25.85	C
	50m	32.44	100m 1:07.59 35.15	150m 1:43.42 35.83	200m 2:19.30 35.88	250m 2:55.54 36.24	300m 3:31.78 36.24	350m 4:08.23 36.45	35.74

◆	Junior swimmer	A	Qualified for final A	AR	American Record	B	Qualified for final B
C	Qualified for final C	R.T.	Reaction Time	US	US Open Record	WJ	World Junior Record
WR	World Record						

Official Timekeeping by Omega





2025 TYR Pro Swim Series

Sacramento, CA

April 2 - 5



Event 24

4 APR 2025 - 11:20 AM

Men's 400m Freestyle

Heats

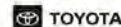
Results Summary

Event Number 24

	Record	Splits	Name	NAT Code	Location	Date
WR	3:40.07	54.42 1:51.02 2:47.17	BIEDERMANN Paul	GER	Rome (ITA)	26 JUL 2009
AR	3:42.78	54.86 1:51.91 2:48.07	JENSEN Larsen	USA	Beijing (CHN)	10 AUG 2008
US	3:43.53	54.67 1:51.14 2:47.52	JENSEN Larsen	USA	Omaha, NE (USA)	29 JUN 2008
WJ	3:44.31	54.31 1:51.00 2:47.91	MITSIN Petar	BUL	Belgrade (SRB)	9 JUL 2023

Rank	Heat	Lane	Name	Club Code	Year of Birth	R.T.	Time	Time Behind
1	3	4	SHORT Samuel	AUS	2003	0.67	3:51.67	A
	50m 26.63	100m 55.23	150m 1:23.35	200m 1:51.74	250m 2:21.51	300m 2:51.49	350m 3:21.84	
		28.60	28.12	28.39	29.77	29.98	30.35	29.83
2	3	5	ENYEART Alec	TST-MV	2004	0.69	3:55.24	3.57 A
	50m 26.97	100m 55.88	150m 1:25.31	200m 1:55.20	250m 2:25.28	300m 2:55.28	350m 3:25.68	
		28.91	29.43	29.89	30.08	30.00	30.40	29.56
3	2	4	SIBIRTSEV Iliia	UZB	2001	0.63	3:56.33	4.66 A
	50m 27.14	100m 56.37	150m 1:25.54	200m 1:55.50	250m 2:25.37	300m 2:55.77	350m 3:26.25	
		29.23	29.17	29.96	29.87	30.40	30.48	30.08
4	3	3	FUCHS Roman	INSEP	1998	0.67	3:57.74	6.07 A
	50m 26.89	100m 56.12	150m 1:26.02	200m 1:56.35	250m 2:27.02	300m 2:57.85	350m 3:29.04	
		29.23	29.90	30.33	30.67	30.83	31.19	28.70
5	2	5	KURAKIN Ivan	TAC	1999	0.68	4:01.02	9.35 A
	50m 27.08	100m 56.83	150m 1:27.53	200m 1:58.69	250m 2:30.18	300m 3:01.41	350m 3:31.86	
		29.75	30.70	31.16	31.49	31.23	30.45	29.16
6	2	3	GIULIANI Maximilian	AUS	2003	0.69	4:03.43	11.76 A
	50m 26.75	100m 57.56	150m 1:28.52	200m 1:59.52	250m 2:31.13	300m 3:02.61	350m 3:34.26	
		30.81	30.96	31.00	31.61	31.48	31.65	29.17
7	1	4	FARKAS Oskar	UTAH	2005	0.76	4:04.36	12.69 A
	50m 27.42	100m 57.13	150m 1:27.40	200m 1:58.76	250m 2:29.97	300m 3:01.47	350m 3:33.26	
		29.71	30.27	31.36	31.21	31.50	31.79	31.10
8	2	7	CHOCHOLATY Tomas	UTAH	2004	0.68	4:05.64	13.97 A
	50m 28.68	100m 59.22	150m 1:30.36	200m 2:01.42	250m 2:32.87	300m 3:04.43	350m 3:35.89	
		30.54	31.14	31.06	31.45	31.56	31.46	29.75
9	2	2	IRONS Devin	PSC	◆2007	0.72	4:06.19	14.52 B
	50m 28.04	100m 58.82	150m 1:30.41	200m 2:02.11	250m 2:34.18	300m 3:05.76	350m 3:37.61	
		30.78	31.59	31.70	32.07	31.58	31.85	28.58
10	3	7	GONZALEZ Ian	PMM	◆2007	0.72	4:07.83	16.16 B
	50m 28.80	100m 59.38	150m 1:30.57	200m 2:01.81	250m 2:33.69	300m 3:05.13	350m 3:36.89	
		30.58	31.19	31.24	31.88	31.44	31.76	30.94
11	1	5	JONES Owen	UN-SN	◆2008	0.76	4:08.40	16.73 B
	50m 28.56	100m 59.76	150m 1:31.35	200m 2:02.93	250m 2:34.19	300m 3:05.83	350m 3:37.80	
		31.20	31.59	31.58	31.26	31.64	31.97	30.60
12	2	6	POWER Zach	LAKE	2006	0.68	4:08.53	16.86 B
	50m 27.91	100m 58.70	150m 1:30.22	200m 2:01.80	250m 2:33.91	300m 3:05.69	350m 3:37.22	
		30.79	31.52	31.58	32.11	31.78	31.53	31.31
13	2	1	PELLICANO Avery	UN-SN	2006	0.59	4:09.21	17.54 B
	50m 28.26	100m 58.99	150m 1:30.61	200m 2:02.27	250m 2:34.16	300m 3:05.79	350m 3:37.71	
		30.73	31.62	31.66	31.89	31.63	31.92	31.50
14	3	2	CECCO Mark	CAQ	◆2008	0.56	4:10.42	18.75 B
	50m 27.48	100m 58.11	150m 1:30.38	200m 2:02.34	250m 2:34.72	300m 3:06.89	350m 3:39.01	
		30.63	32.27	31.96	32.38	32.17	32.12	31.41
15	3	6	HAMBLYN-OUGH Larn	CSC	2005	0.75	4:11.39	19.72 B
	50m 27.69	100m 57.65	150m 1:29.55	200m 2:02.07	250m 2:34.61	300m 3:07.27	350m 3:39.59	
		29.96	31.90	32.52	32.54	32.66	32.32	31.80
16	1	3	EICHLER Karsten	PSC	2006	0.68	4:16.73	25.06 B
	50m 28.08	100m 58.87	150m 1:31.16	200m 2:03.63	250m 2:36.99	300m 3:10.15	350m 3:43.98	
		30.79	32.29	32.47	33.36	33.16	33.83	32.75
17	3	1	RIDOSKO Nathanael	TRIV	2005	0.72	4:17.42	25.75 C
	50m 26.14	100m 56.55	150m 1:30.17	200m 2:04.61	250m 2:38.62	300m 3:12.25	350m 3:45.64	
		30.41	33.62	34.44	34.01	33.63	33.39	31.78

Official Timekeeping by Omega





2025 TYR Pro Swim Series

Sacramento, CA

April 2 - 5



Event 24

4 APR 2025 - 11:20 AM

Men's 400m Freestyle

Heats

Results Summary

Event Number 24

Rank	Heat	Lane	Name	Club Code	Year of Birth	R.T.	Time	Time Behind
------	------	------	------	-----------	---------------	------	------	-------------

Legend:								
♦	Junior swimmer	A	Qualified for final A	AR	American Record	B	Qualified for final B	
C	Qualified for final C	R.T.	Reaction Time	US	US Open Record	WJ	World Junior Record	
WR	World Record							

Official Timekeeping by Omega





2025 TYR Pro Swim Series

Sacramento, CA

April 2 - 5



Event 25

5 APR 2025 - 3:25 PM

Women's 1500m Freestyle

Slowest Heats

Results Summary

After 1 of 2 Heats

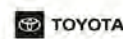
	Record	Splits					Name	NAT Code	Location	Date
WR	15:20.48	58.50	2:00.25	4:04.88	8:11.70	LEDECKY Katie	USA	Indianapolis (USA)	16 MAY 2018	
AR	15:20.48	58.50	2:00.25	4:04.88	8:11.70	LEDECKY Katie	USA	Indianapolis (USA)	16 MAY 2018	
US	15:20.48	58.50	2:00.25	4:04.88	8:11.70	LEDECKY Katie	USA	Indianapolis, IN (USA)	16 MAY 2018	
WJ	15:28.36	59.34	2:01.85	4:06.57	8:16.90	LEDECKY Katie	USA	Gold Coast (AUS)	24 AUG 2014	

Slowest Heats

Rank	Heat	Lane	Name	Club Code	Year of Birth	R.T.	Time	Time Behind	
1	1	3	ROSEVOLD Kingsley	UN-SN	◆ 2008	0.77	17:33.52		
	50m	31.96	100m 1:06.34 34.38	150m 1:41.37 35.03	200m 2:16.27 34.90	250m 2:51.23 34.96	300m 3:26.11 34.88	350m 4:01.42 35.31	400m 4:36.17 34.75
	450m	5:11.56	500m 5:46.64 35.39	550m 6:22.07 35.43	600m 6:57.12 35.05	650m 7:32.45 35.33	700m 8:07.77 35.32	750m 8:43.25 35.48	800m 9:18.56 35.31
	850m	9:53.98	900m 10:29.54 35.42	950m 11:05.00 35.46	1000m 11:40.55 35.55	1050m 12:16.11 35.56	1100m 12:52.29 36.18	1150m 13:28.05 35.76	1200m 14:03.60 35.55
	1250m	14:39.38	1300m 15:14.94 35.78	1350m 15:50.26 35.32	1400m 16:25.21 34.95	1450m 17:00.01 34.80			
						33.51			
2	1	5	SYMINGTON Lelia	PSC	2006	0.71	17:56.85	23.33	
	50m	31.29	100m 1:06.16 34.87	150m 1:41.38 35.22	200m 2:16.93 35.55	250m 2:52.21 35.28	300m 3:28.06 35.85	350m 4:04.32 36.26	400m 4:40.61 36.29
	450m	5:16.60	500m 5:52.56 35.99	550m 6:28.76 36.20	600m 7:04.99 36.23	650m 7:41.31 36.32	700m 8:17.96 36.65	750m 8:54.75 36.79	800m 9:31.19 36.44
	850m	10:07.36	900m 10:43.62 36.17	950m 11:20.00 36.38	1000m 11:56.21 36.21	1050m 12:32.53 36.32	1100m 13:09.18 36.65	1150m 13:45.43 36.25	1200m 14:21.94 36.51
	1250m	14:58.29	1300m 15:34.52 36.35	1350m 16:10.50 35.98	1400m 16:46.46 35.96	1450m 17:22.63 36.17			
						34.22			
3	1	4	BROUGHTON Ellie	UN-NM	2006	0.69	18:00.98	27.46	
	50m	31.67	100m 1:06.30 34.63	150m 1:41.38 35.08	200m 2:16.98 35.60	250m 2:52.62 35.64	300m 3:28.48 35.86	350m 4:04.49 36.01	400m 4:40.42 35.93
	450m	5:16.43	500m 5:52.51 36.01	550m 6:28.77 36.26	600m 7:04.88 36.11	650m 7:41.30 36.42	700m 8:17.81 36.51	750m 8:54.25 36.44	800m 9:30.50 36.25
	850m	10:07.03	900m 10:43.67 36.53	950m 11:20.24 36.57	1000m 11:56.77 36.53	1050m 12:33.05 36.28	1100m 13:09.59 36.54	1150m 13:45.95 36.36	1200m 14:22.34 36.39
	1250m	14:59.14	1300m 15:35.60 36.80	1350m 16:12.30 36.70	1400m 16:48.91 36.61	1450m 17:25.45 36.54			
						35.53			

Legend:	◆ Junior swimmer	AR American Record	R.T. Reaction Time	US US Open Record
WJ World Junior Record	WR World Record			

Official Timekeeping by Omega





2025 TYR Pro Swim Series

Sacramento, CA

April 2 - 5



Event 27

5 APR 2025 - 9:00 AM

Women's 200m Individual Medley

Heats

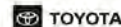
Results Summary

Event Number 27

	Record	Splits	Name	NAT Code	Location	Date
WR	2:06.12	27.30 58.94 1:35.64	HOSSZU Katinka	HUN	Kazan (RUS)	3 AUG 2015
AR	2:06.15	27.72 59.24 1:36.31	KUKORS Ariana	USA	Rome (ITA)	27 JUL 2009
US	2:06.79	26.78 1:00.05 1:36.62	DOUGLASS Kate	USA	Indianapolis, IN (USA)	22 JUN 2024
WJ	2:06.56	26.80 58.60 1:36.13	McINTOSH Summer	CAN	Paris (FRA)	3 AUG 2024

Rank	Heat	Lane	Name	Club Code	Year of Birth	R.T.	50m	100m	150m	Time	Time Behind
1	3	4	POLONSKY Lea	CAL	2002	0.66	29.10	1:02.90 33.80	1:42.05 39.15	2:14.08 32.03	A
2	4	4	GORBENKO Anastasia	ISR	2003	0.70	28.66	1:02.57 33.91	1:41.13 38.56	2:14.60 33.47	0.52 A
3	4	3	McDEVITT Alexa	UN-PN	◆ 2007	0.72	29.93	1:06.21 36.28	1:45.87 39.66	2:16.55 30.68	2.47 A
4	2	5	NYSTRAND Lisa	NCS	2006	0.73	29.76	1:04.60 34.84	1:43.28 38.68	2:16.98 33.70	2.90 A
5	2	4	KOZAN Justina	UN-CA	2003	0.56	28.98	1:05.32 36.34	1:46.54 41.22	2:17.06 30.52	2.98 A
6	3	5	PETKOVA Diana	BAMA	2000	0.73	29.45	1:04.98 35.53	1:44.71 39.73	2:17.78 33.07	3.70 A
7	4	5	CIEPLUCHA Tess	TNAQ	1998	0.73	29.85	1:06.48 36.63	1:46.04 39.56	2:19.08 33.04	5.00 A
8	3	3	TAN Mikayla	UN-PC	◆ 2010	0.67	29.77	1:07.27 37.50	1:46.36 39.09	2:19.40 33.04	5.32 A
9	3	1	LONSDALE Lauren	SACC	2012	0.62	31.13	1:06.31 35.18	1:47.42 41.11	2:19.88 32.46	5.80 B
10	2	3	FLOWERS Ella	UN-CA	2003	0.70	30.27	1:07.60 37.33	1:47.94 40.34	2:21.75 33.81	7.67 B
11	3	6	GWINN Applejean	SAND	2006	0.71	30.58	1:06.92 36.34	1:49.91 42.99	2:22.61 32.70	8.53 B
12	4	6	BATBAYAR Huska	UNEV	2001	0.74	30.32	1:09.05 38.73	1:51.21 42.16	2:23.82 32.61	9.74 B
13	3	2	SU Mia	UN-PC	◆ 2009	0.72	31.81	1:08.99 37.18	1:49.47 40.48	2:23.92 34.45	9.84 B
14	4	2	KALMAR Aliz	FRES	2002	0.75	31.46	1:10.25 38.79	1:49.24 38.99	2:24.53 35.29	10.45 B
15	4	8	GEORGE Genevieve	PSC	2006	0.58	30.44	1:07.89 37.45	1:51.73 43.84	2:25.25 33.52	11.17 B
16	4	7	ORTEGA GIL Mariana	IM	2003	0.65	30.17	1:09.16 38.99	1:50.78 41.62	2:25.26 34.48	11.18 B
17	1	6	COLLINS Avery	LAC	2006	0.67	31.78	1:11.22 39.44	1:51.31 40.09	2:25.40 34.09	11.32 C
18	2	6	HUANG Davina	UN-PC	◆ 2007	0.71	30.94	1:09.85 38.91	1:53.99 44.14	2:26.16 32.17	12.08 C
19	3	7	ACKERMAN Ella	UN-SN	◆ 2007	0.81	30.95	1:08.40 37.45	1:52.30 43.90	2:26.23 33.93	12.15 C
20	1	4	BIRK HOLD Elaine	UN-PC	◆ 2008	0.66	31.28	1:09.19 37.91	1:53.47 44.28	2:26.44 32.97	12.36 C
21	2	1	SALA Addison	LAKE	◆ 2007	0.71	32.07	1:08.55 36.48	1:53.31 44.76	2:26.72 33.41	12.64 C
22	1	7	GOUGH Brianna	UN-SN	◆ 2008	0.60	30.17	1:06.47 36.30	1:52.14 45.67	2:26.74 34.60	12.66 C
23	2	7	BROUGHTON Ellie	UN-NM	2006	0.78	31.82	1:09.58 37.76	1:53.16 43.58	2:26.90 33.74	12.82 C
24	2	2	QUINTO Melanie	UN-SN	◆ 2007	0.72	32.22	1:10.31 38.09	1:53.28 42.97	2:27.03 33.75	12.95 C

Official Timekeeping by Omega





2025 TYR Pro Swim Series

Sacramento, CA

April 2 - 5



Event 27

5 APR 2025 - 9:00 AM

Women's 200m Individual Medley

Heats

Results Summary

Event Number 27

Rank	Heat	Lane	Name	Club Code	Year of Birth	R.T.	50m	100m	150m	Time	Time Behind
25	2	8	NIELSEN Lauren	UN-SN	◆ 2007	0.75	31.79	1:09.69 37.90	1:53.63 43.94	2:27.56 33.93	13.48 R
26	1	5	CARTER Jesse	UN-SN	◆ 2008	0.74	31.88	1:10.02 38.14	1:54.92 44.90	2:29.43 34.51	15.35 R
27	1	2	GARRITSON Ellen	LAC	2006	0.74	31.66	1:12.34 40.68	1:54.20 41.86	2:30.06 35.86	15.98
28	3	8	CHAMBERS Olivia	UN-IA	2003	0.64	32.83	1:10.59 37.76	1:54.89 44.30	2:30.33 35.44	16.25
29	1	3	NUHFER Grace	FASTLE	2002	0.67	31.61	1:12.91 41.30	2:00.57 47.66	2:35.23 34.66	21.15
30	4	1	ELAYDI Lyla	SCSC	2006	0.65	32.38	1:13.58 41.20	1:59.69 46.11	2:36.12 36.43	22.04

Legend:

◆	Junior swimmer	A	Qualified for final A	AR	American Record	B	Qualified for final B
C	Qualified for final C	R	Reserve	R.T.	Reaction Time	US	US Open Record
WJ	World Junior Record	WR	World Record				

Official Timekeeping by Omega



FLUIDRA



OneAmerica
Financial



TOYOTA

TYR



2025 TYR Pro Swim Series

Sacramento, CA

April 2 - 5



Event 28

5 APR 2025 - 9:13 AM

Men's 200m Individual Medley

Heats

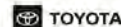
Results Summary

Event Number 28

	Record	Splits	Name	NAT Code	Location	Date
WR	1:54.00	24.89 53.48 1:26.51	LOCHTE Ryan	USA	Shanghai (CHN)	28 JUL 2011
AR	1:54.00	24.89 53.48 1:26.51	LOCHTE Ryan	USA	Shanghai (CHN)	28 JUL 2011
US	1:54.43	24.86 53.28 1:26.69	LOCHTE Ryan	USA	Irvine, CA (USA)	8 SEP 2010
WJ	1:56.99	24.74 53.90 1:28.95	KOS Hubert	HUN	Budapest (HUN)	19 MAY 2021

Rank	Heat	Lane	Name	Club Code	Year of Birth	R.T.	50m	100m	150m	Time	Time Behind
1	3	4	HOUSE Grant	SUN	1998	0.64	25.04	56.17	1:31.16	2:01.88	A
								31.13	34.99	30.72	
2	3	5	SANDERS Grant	FASTFL	1997	0.68	26.35	58.02	1:33.80	2:03.42	1.54 A
								31.67	35.78	29.62	
3	2	3	MIKELSONS Kristaps	LAT	2004	0.73	26.60	59.28	1:34.93	2:04.74	2.86 A
								32.68	35.65	29.81	
4	4	1	RAGLAND Jordan	UN-SN	◆ 2008	0.71	26.75	1:00.52	1:36.94	2:07.12	5.24 A
								33.77	36.42	30.18	
5	4	2	KEMP Finn	UN-AZ	2005	0.65	27.60	1:01.24	1:37.07	2:07.56	5.68 A
								33.64	35.83	30.49	
6	2	5	HOCHWALT Michael	UN-AZ	2005	0.73	26.27	59.64	1:37.88	2:07.68	5.80 A
								33.37	38.24	29.80	
7	3	3	ELAYDI Shareef	UN-PC	◆ 2009	0.64	27.36	1:00.08	1:38.44	2:09.10	7.22 A
								32.72	38.36	30.66	
8	3	1	HA Brandon	UN-SN	◆ 2007	0.65	26.41	1:00.31	1:38.76	2:09.26	7.38 A
								33.90	38.45	30.50	
9	3	7	RYAN Brendan	UN-PC	2003	0.70	27.19	1:01.84	1:38.10	2:09.35	7.47 B
								34.65	36.26	31.25	
10	2	2	VALDEZ Kyle	UN-AZ	2002	0.68	28.57	1:02.48	1:40.11	2:11.22	9.34 B
								33.91	37.63	31.11	
11	2	7	CRUZ MARTINEZ Bruno	IM	2004	0.65	28.14	1:02.15	1:39.66	2:11.23	9.35 B
								34.01	37.51	31.57	
12	1	4	COLLINS Aidan	UN-SN	◆ 2009	0.60	26.95	1:01.57	1:38.95	2:11.36	9.48 B
								34.62	37.38	32.41	
13	2	8	DOOLITTLE Robbie	UN-SN	◆ 2009	0.70	29.13	1:02.27	1:41.05	2:12.01	10.13 B
								33.14	38.78	30.96	
14	1	7	TUCKER Julian	UN-SN	◆ 2008	0.61	28.17	1:03.96	1:40.84	2:13.12	11.24 B
								35.79	36.88	32.28	
15	1	6	VARGAS Camilo	AGAC	2003	0.67	28.72	1:03.16	1:42.85	2:14.19	12.31 B
								34.44	39.69	31.34	
16	3	2	CECCO Mark	CAQ	◆ 2008	0.65	27.81	1:01.83	1:42.01	2:14.40	12.52 B
								34.02	40.18	32.39	
17	1	5	OSEN Lars	UN-SN	◆ 2008	0.65	28.54	1:04.03	1:43.52	2:15.31	13.43 C
								35.49	39.49	31.79	
18	4	8	MANN Remo	UN-SN	◆ 2007	0.69	27.85	1:05.59	1:44.29	2:15.67	13.79 C
								37.74	38.70	31.38	
19	2	1	IRONS Dominik	PSC	◆ 2009	0.69	29.27	1:05.10	1:44.51	2:16.51	14.63 C
								35.83	39.41	32.00	
20	1	3	EICHLER Karsten	PSC	2006	0.71	28.34	1:02.81	1:44.65	2:16.82	14.94 C
								34.47	41.84	32.17	
21	1	2	CRUZ Christian	CAQ	◆ 2009	0.71	29.30	1:05.23	1:48.59	2:21.93	20.05 C
								35.93	43.36	33.34	
	2	4	COLL MARTI Carles	VT	2001					DNS	
	2	6	CHRISTIANSON Tyler	UN-IN	2001					DNS	
	3	6	MUHAMMAD Kamal	UN-CA	2003					DNS	

Official Timekeeping by Omega





2025 TYR Pro Swim Series

Sacramento, CA

April 2 - 5



Event 28

5 APR 2025 - 9:13 AM

Men's 200m Individual Medley

Heats

Results Summary

Event Number 28

Rank	Heat	Lane	Name	Club Code	Year of Birth	R.T.	50m	100m	150m	Time	Time Behind
	3	8	CAMP Shep	CAQ	◆ 2007					DNS	
	4	3	ANDREW Michael	SUN	1999					DNS	
	4	4	WILLIAMSON Maximus	LAC	2006					DNS	
	4	5	OKTAR Sanberk Yigit	TUR	2004					DNS	
	4	6	RUVALCABA CRUZ Hector	AGS	1997					DNS	
	4	7	CALKINS Brady	UN-SN	2006					DNS	

Legend:

◆	Junior swimmer	A	Qualified for final A	AR	American Record	B	Qualified for final B
C	Qualified for final C	DNS	Did Not Start	R.T.	Reaction Time	US	US Open Record
WJ	World Junior Record	WR	World Record				

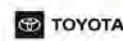
Official Timekeeping by Omega



FLUIDRA



OneAmerica
Financial





2025 TYR Pro Swim Series

Sacramento, CA

April 2 - 5



Event 29

5 APR 2025 - 9:26 AM

Women's 200m Backstroke

Heats

Results Summary

Event Number 29

	Record	Splits	Name	NAT Code	Location	Date
WR	2:03.14	29.34 1:00.73 1:31.84	McKEOWN Kaylee	AUS	Sydney (AUS)	10 MAR 2023
AR	2:03.35	29.06 1:00.37 1:31.84	SMITH Regan	USA	Gwangju (KOR)	26 JUL 2019
US	2:03.80	28.98 1:00.00 1:31.49	SMITH Regan	USA	Indianapolis, IN (USA)	28 JUN 2023
WJ	2:03.35	29.06 1:00.37 1:31.84	SMITH Regan	USA	Gwangju (KOR)	26 JUL 2019

Rank	Heat	Lane	Name	Club Code	Year of Birth	R.T.	50m	100m	150m	Time	Time Behind
1	2	4	WHITE Rhyan	WOLF	2000	0.65	32.50	1:05.92 33.42	1:40.18 34.26	2:13.47	A
2	1	4	SHACKLEY Leah	NCS	2006	0.69	31.05	1:04.90 33.85	1:39.58 34.68	2:13.91	0.44 A
3	1	5	JACKL Vivien	HUN	♦ 2008	0.81	32.26	1:06.94 34.68	1:42.95 36.01	2:17.29	3.82 A
4	1	7	MARTIN Savannah-Eve	CSC	2006	0.77	31.51	1:07.53 36.02	1:44.67 37.14	2:19.30	5.83 A
5	2	3	JAFFE Erica	UN-SN	2006	0.82	33.41	1:08.83 35.42	1:44.63 35.80	2:19.64	6.17 A
6	1	3	WIMBERLY Georgia	LAC	♦ 2007	0.86	33.35	1:08.91 35.56	1:45.08 36.17	2:19.99	6.52 A
7	1	6	GEORGE Amber	CSC	2005	0.79	32.32	1:08.20 35.88	1:45.48 37.28	2:21.05	7.58 A
8	2	2	BUSQUETS Ella	UN-PC	♦ 2009	0.69	32.45	1:08.59 36.14	1:45.83 37.24	2:22.02	8.55 A
9	2	7	GEORGE Genevieve	PSC	2006	0.72	33.97	1:09.96 35.99	1:46.96 37.00	2:23.03	9.56 B
10	1	2	ELIZONDO CABRERA Fernanda	RNM	♦ 2007	0.77	33.98	1:09.95 35.97	1:47.17 37.22	2:23.93	10.46 B
11	2	6	SALA Addison	LAKE	♦ 2007	0.80	34.22	1:11.07 36.85	1:48.56 37.49	2:25.55	12.08 B
12	2	1	ANDRUSS Lily	LAC	♦ 2009	0.76	33.29	1:10.40 37.11	1:48.29 37.89	2:27.41	13.94 B
13	2	8	BIRKHOUD Elaine	UN-PC	♦ 2008	0.74	35.03	1:12.28 37.25	1:51.10 38.82	2:28.46	14.99 B
14	1	1	McGILL Alex	UN-NM	2004	0.83	34.18	1:11.01 36.83	1:50.13 39.12	2:29.17	15.70 B
	2	5	BERKOFF Katharine	WOLF	2001					DNS	

Legend:							
♦	Junior swimmer	A	Qualified for final A	AR	American Record	B	Qualified for final B
DNS	Did Not Start	R.T.	Reaction Time	US	US Open Record	WJ	World Junior Record
WR	World Record						

Official Timekeeping by Omega





2025 TYR Pro Swim Series

Sacramento, CA

April 2 - 5



Event 30

5 APR 2025 - 9:34 AM

Men's 200m Backstroke

Heats

Results Summary

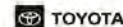
Event Number 30

	Record	Splits	Name	NAT Code	Location	Date
WR	1:51.92	26.52 54.90 1:23.30	PEIRSOL Aaron	USA	Rome (ITA)	31 JUL 2009
AR	1:51.92	26.52 54.90 1:23.30	PEIRSOL Aaron	USA	Rome (ITA)	31 JUL 2009
US	1:53.08	26.82 55.18 1:24.06	PEIRSOL Aaron	USA	Indianapolis, IN (USA)	11 JUL 2009
WJ	1:55.14	26.99 56.14 1:25.97	KOLESNIKOV Kliment	RUS	Budapest (HUN)	28 JUL 2017

Rank	Heat	Lane	Name	Club Code	Year of Birth	R.T.	50m	100m	150m	Time	Time Behind
1	1	5	BALOGH Levente	VT	2005	0.70	29.59	1:00.62 31.03	1:31.39 30.77	2:02.28	A
2	2	4	NDOYE BROUARD Yohann	INSEP	2000	0.73	29.50	1:01.71 32.21	1:32.88 31.17	2:03.84	1.56 A
3	2	3	BROWN Sam	CSC	2003	0.78	29.51	1:00.87 31.36	1:32.95 32.08	2:04.64	2.36 A
4	2	5	HOCHWALT Michael	UN-AZ	2005	0.85	29.79	1:02.33 32.54	1:34.94 32.61	2:05.50	3.22 A
5	2	6	ZAMUDIO Emi	UN-SN	2006	0.85	29.73	1:02.43 32.70	1:34.82 32.39	2:06.58	4.30 A
6	1	4	DUVAUCHELLE Hugo	INSEP	♦ 2007	0.80	29.43	1:00.94 31.51	1:33.88 32.94	2:07.93	5.65 A
7	2	2	CONTRERAS LOPEZ Luis	IM	2006	0.74	29.69	1:01.66 31.97	1:35.09 33.43	2:08.46	6.18 A
8	1	6	SOLITARIO Enzo	WAVE	2006	0.69	29.14	1:01.35 32.21	1:34.97 33.62	2:08.94	6.66 A
9	1	2	IRONS Devin	PSC	♦ 2007	0.77	30.10	1:03.19 33.09	1:36.81 33.62	2:09.00	6.72 B
10	1	8	ARIAS Gabo	UN-MI	2005	0.67	30.73	1:03.80 33.07	1:38.15 34.35	2:11.02	8.74 B
11	2	1	DOOLITTLE Robbie	UN-SN	♦ 2009	0.81	30.63	1:03.68 33.05	1:38.28 34.60	2:11.98	9.70 B
12	2	8	LOVEDAY Logan	UN-SN	♦ 2007	0.79	31.19	1:04.56 33.37	1:39.10 34.54	2:13.54	11.26 B
13	1	7	EICHLER Karsten	PSC	2006	0.65	31.45	1:04.53 33.08	1:39.23 34.70	2:13.65	11.37 B
14	1	1	CICIARELLI Max	UN-PC	♦ 2007	0.87	31.44	1:04.89 33.45	1:40.34 35.45	2:16.21	13.93 B
15	2	7	ROEDLING Liam	DACA	2006	0.84	31.72	1:05.89 34.17	1:41.20 35.31	2:16.64	14.36 B
	1	3	CALKINS Brady	UN-SN	2006					DNS	

Legend:							
♦	Junior swimmer	A	Qualified for final A	AR	American Record	B	Qualified for final B
DNS	Did Not Start	R.T.	Reaction Time	US	US Open Record	WJ	World Junior Record
WR	World Record						

Official Timekeeping by Omega





2025 TYR Pro Swim Series

Sacramento, CA

April 2 - 5



Event 31

5 APR 2025 - 9:46 AM

Women's 50m Breaststroke

Heats

Results Summary

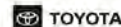
Event Number 31

	Record	Name	NAT Code	Location	Date
WR	29.16	MEILUTYTE Ruta	LTU	Fukuoka (JPN)	30 JUL 2023
AR	29.40	KING Lilly	USA	Budapest (HUN)	30 JUL 2017
US	29.62	KING Lilly	USA	Santa Clara, CA (USA)	10 JUN 2018
WJ	29.30	PILATO Benedetta	ITA	Budapest (HUN)	22 MAY 2021

Rank	Heat	Lane	Name	Club Code	Year of Birth	R.T.	Time	Time Behind
1	4	2	PULKKINEN Jenna	FRES	2004	0.69	31.48	A
2	5	4	KALMAR Aliz	FRES	2002	0.75	31.49	0.01 A
3	1	5	SZWABINSKA Adrianna	FASTLE	2003	0.62	32.66	1.18 A
4	4	5	TAN Mikayla	UN-PC	♦2010	0.67	32.69	1.21 A
5	3	2	EINIO Siiri	RICE	2003	0.70	32.81	1.33 A
6	4	4	SU Mia	UN-PC	♦2009	0.69	33.34	1.86 A
7	4	3	WELCH Rebecca	UN-SN	♦2009	0.68	33.70	2.22 A
8	5	3	GARRITSON Ellen	LAC	2006	0.71	33.81	2.33 A
9	5	6	ORTEGA GIL Mariana	IM	2003	0.63	33.88	2.40 B
10	5	5	COLLINS Avery	LAC	2006	0.60	34.12	2.64 B
=11	3	3	COLLINS Ava	UN-SN	♦2010	0.61	34.17	2.69 B
=11	5	7	KENNEDY Irelyn	UN-SN	♦2010	0.73	34.17	2.69 B
13	3	7	MANN Aiva	UN-SN	♦2008	0.68	34.48	3.00 B
14	4	1	AIRD Sydney	UN-IA	2004	0.66	34.54	3.06 B
15	4	7	FOTH Illiana	UN-SN	♦2008	0.64	34.86	3.38 B
16	2	3	BELOW Katie	UN-SN	♦2008	0.72	35.07	3.59 B
17	5	2	CHAMBERS Olivia	UN-IA	2003	0.65	35.47	3.99 C
18	3	1	ACKERMAN Ella	UN-SN	♦2007	0.77	35.55	4.07 C
19	4	8	RECIO Marrison	UN-SN	♦2007	0.71	35.56	4.08 C
20	2	6	DIVIS Veronika	SDSA	2000	0.66	35.58	4.10 C
21	5	1	KENDLER Jordyn	UN-SN	♦2009	0.68	35.60	4.12 C
22	3	6	FIELDS Allie	UN-CA	♦2008	0.69	35.68	4.20 C
23	5	8	QUINTO Melanie	UN-SN	♦2007	0.69	36.21	4.73 C
24	4	6	MATHIESEN Kaylee	UN-SN	♦2008	0.77	36.30	4.82 C
25	2	7	GARDIN Tessa	CCA	♦2010	0.72	37.18	5.70 R
26	2	2	CENZAL Abby	UN-SN	♦2009	0.68	37.91	6.43 R
27	2	4	ELAYDI Lyla	SCSC	2006	0.68	38.18	6.70
28	2	5	NIELSEN Lauren	UN-SN	♦2007	0.75	38.20	6.72
29	1	4	BAUTISTA Ava	UN-SN	♦2007	0.67	40.01	8.53
30	1	3	FASANI Faith	UN-SN	♦2008	0.73	40.25	8.77
	3	4	PETKOVA Diana	BAMA	2000		DNS	
	3	5	RIVERA Mack	CAQ	♦2007		DNS	
	3	8	WIMBERLY Georgia	LAC	♦2007		DNS	

Legend:							
=	Equal rank	♦	Junior swimmer	A	Qualified for final A	AR	American Record
B	Qualified for final B	C	Qualified for final C	DNS	Did Not Start	R	Reserve
R.T.	Reaction Time	US	US Open Record	WJ	World Junior Record	WR	World Record

Official Timekeeping by Omega





2025 TYR Pro Swim Series

Sacramento, CA

April 2 - 5



Event 32

5 APR 2025 - 9:54 AM

Men's 50m Breaststroke

Heats

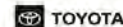
Results Summary

Event Number 32

	Record	Name	NAT Code	Location	Date
WR	25.95	PEATY Adam	GBR	Budapest (HUN)	25 JUL 2017
AR	26.45	FINK Nic	USA	Budapest (HUN)	21 JUN 2022
US	26.52	ANDREW Michael	USA	Greensboro, NC (USA)	28 APR 2022
WJ	26.97	MARTINENGI Nicolo	ITA	Riccione (ITA)	4 APR 2017

Rank	Heat	Lane	Name	Club Code	Year of Birth	R.T.	Time	Time Behind
1	5	4	PETRASHOV Denis	UOFL	2000	0.66	27.25	A
2	6	4	SOMOV Evgenii	CAL	1999	0.67	27.44	0.19 A
3	4	4	ANDREW Michael	SUN	1999	0.68	27.53	0.28 A
4	4	3	ROMANOV Pavel	UN-CA	1993	0.66	27.69	0.44 A
5	5	5	PITSHUGIN Kristian	ISR	2001	0.54	27.74	0.49 A
6	4	5	CHAN Junhao	UN-CA	2004	0.62	27.80	0.55 A
7	2	4	AIT KACI Carl	INSEP	2001	0.65	28.28	1.03 A
8	6	5	CONO Benjamin	TOC	1996	0.68	28.31	1.06 A
9	6	6	HIGDON Tom	DART	1998	0.65	28.33	1.08 B
10	5	6	TAN Zachary	CAL	2003	0.64	28.38	1.13 B
11	5	3	FISCHER Brandon	TRIV	1989	0.68	28.44	1.19 B
12	5	7	CARSEL Isaac	UN-SN	◆2008	0.58	28.97	1.72 B
13	2	5	LOPEZ Cruz	UN-SN	◆2007	0.65	29.04	1.79 B
14	6	1	HUGHES Hara	CSC	2005	0.63	29.11	1.86 B
15	3	2	ANTONIAK Lars	CAL	2005	0.61	29.17	1.92 B
16	6	2	SANDERS Grant	FASTFL	1997	0.68	29.46	2.21 B
17	6	7	COLE Ethan	TIGR	2003	0.65	29.72	2.47 C
18	5	2	CHRISTIANSON Tyler	UN-IN	2001	0.58	29.80	2.55 C
19	2	3	OLSEN-STAVRAKAS Kent	UN-CO	1991	0.60	29.81	2.56 C
20	4	2	RYAN Brendan	UN-PC	2003	0.68	30.00	2.75 C
21	4	7	JAMIESON Joaquin	UN-PC	2001	0.54	30.01	2.76 C
22	3	1	FORTUNE Pj	UN-CA	◆2007	0.68	30.09	2.84 C
23	4	6	MANN Remo	UN-SN	◆2007	0.70	30.16	2.91 C
=24	4	8	CEPEDA BALBOA Guillermo	IM	2003	0.65	30.24	2.99 ?
=24	5	8	MEFFORD Ben	UN-PC	2002	0.70	30.24	2.99 ?
26	5	1	TUCKER Julian	UN-SN	◆2008	0.61	30.38	3.13 R
27	1	6	BRAVO Marcos	PSC	2006	0.58	30.44	3.19
28	1	3	IMIG Nicholas	UN-PN	2003	0.64	30.85	3.60
29	3	3	DENTINO Dante	TIGR	2006	0.70	31.23	3.98
30	6	8	CAMP Shep	CAQ	◆2007	0.66	31.32	4.07
31	4	1	COLLINS Aidan	UN-SN	◆2009	0.63	31.42	4.17
32	3	7	VARGAS Camilo	AGAC	2003	0.62	31.48	4.23
33	2	6	IRONS Dominik	PSC	◆2009	0.66	31.58	4.33
34	3	5	CHARLES Kota	UN-SN	◆2009	0.65	31.69	4.44
35	2	7	CUEVA Raphael	UN-SN	◆2008	0.62	31.87	4.62
36	1	4	OSEN Lars	UN-SN	◆2008	0.64	31.97	4.72
37	2	8	SHEFFERT Tanner	PSC	◆2007	0.70	32.12	4.87
38	3	4	DACUYCUI Jaydison	UN-SN	◆2009	0.61	32.39	5.14
39	3	6	WILLMER Josh	CSC	2004	0.66	33.99	6.74
40	2	2	JIANG Tommy	UN-SN	◆2010	0.62	34.40	7.15
41	1	5	SHANE Ryan	CCA	◆2009	0.66	34.55	7.30
42	1	7	ROMERO Michael	UN-SN	◆2007	0.56	34.63	7.38
	1	2	CARLSON Soren	CAQ	◆2009		DNS	

Official Timekeeping by Omega





2025 TYR Pro Swim Series

Sacramento, CA

April 2 - 5



Event 32

5 APR 2025 - 9:54 AM

Men's 50m Breaststroke

Heats

Results Summary

Event Number 32

Rank	Heat	Lane	Name	Club Code	Year of Birth	R.T.	Time	Time Behind
	2	1	CALKINS Brady	UN-SN	2006		DNS	
	3	8	CECCO Mark	CAQ	♦ 2008		DNS	
	6	3	PUENTE BUSTAMANTE Andres	AGS	2001		DNS	

Legend:

?	Involvement in swim-off	=	Equal rank	♦	Junior swimmer	A	Qualified for final A
AR	American Record	B	Qualified for final B	C	Qualified for final C	DNS	Did Not Start
R	Reserve	R.T.	Reaction Time	US	US Open Record	WJ	World Junior Record
WR	World Record						

Official Timekeeping by Omega



FLUIDRA



OneAmerica
Financial





2025 TYR Pro Swim Series

Sacramento, CA

April 2 - 5



Event 33

5 APR 2025 - 10:08 AM

Women's 100m Freestyle

Heats

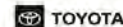
Results Summary

Event Number 33

	Record	Split	Name	NAT Code	Location	Date
WR	51.71	24.83	SJOSTROM Sarah	SWE	Budapest (HUN)	23 JUL 2017
AR	52.04	24.81	MANUEL Simone	USA	Gwangju (KOR)	26 JUL 2019
US	52.54	25.62	MANUEL Simone	USA	Irvine, CA (USA)	25 JUL 2018
WJ	52.70	25.70	OLEKSIAK Penny	MVN	Rio (BRA)	11 AUG 2016

Rank	Heat	Lane	Name	Club Code	Year of Birth	R.T.	50m	Time	Time Behind
1	5	4	GASTALDELLO Beryl	INSEP	1995	0.65	26.49	55.35 28.86	A
2	5	3	CACHOT Albane	INSEP	◆ 2007	0.68	26.68	55.54 28.86	0.19 A
3	4	4	BERKOFF Katharine	WOLF	2001	0.73	26.88	55.81 28.93	0.46 A
4	4	5	DENNIS Julia	UOFL	2004	0.67	26.82	55.82 29.00	0.47 A
5	3	5	POLONSKY Lea	CAL	2002	0.66	27.23	56.45 29.22	1.10 A
6	5	5	CLARK Liberty	UN-PC	◆ 2007	0.66	27.32	56.73 29.41	1.38 A
7	4	6	LARSEN Faith	UN-IA	2003	0.70	27.14	56.98 29.84	1.63 A
8	3	6	KOSSAKOWSKA Dominika	FASTLE	2001	0.61	27.74	57.09 29.35	1.74 A
9	5	6	McDEVITT Alexa	UN-PN	◆ 2007	0.70	27.98	57.18 29.20	1.83 B
10	5	7	SOUTHERN Kennedi	LAC	◆ 2010	0.79	28.08	57.21 29.13	1.86 B
11	4	1	SZWABINSKA Adrianna	FASTLE	2003	0.62	27.84	57.48 29.64	2.13 B
12	4	2	HOLDER Aislinn	FASTLE	2003	0.62	27.88	57.64 29.76	2.29 B
13	4	3	DUNCAN Jada	UN-SN	◆ 2007	0.57	27.76	57.84 30.08	2.49 B
14	4	8	MOORE Madelyn	BER	2000	0.61	27.42	57.98 30.56	2.63 B
15	3	2	MILKIE Charlotte	UN-CA	◆ 2009	0.62	28.44	58.31 29.87	2.96 B
16	5	1	SU Alison	UN-PC	◆ 2009	0.70	28.27	58.32 30.05	2.97 B
17	3	3	BATBAYAR Huska	UNEV	2001	0.69	28.31	58.43 30.12	3.08 C
18	2	5	VILLARREAL RODRIGUEZ V.	IM	2005	0.67	28.61	58.67 30.06	3.32 C
19	3	7	RENNER Miranda	TAC	2001	0.67	28.04	58.71 30.67	3.36 C
20	2	2	GOUGH Brianna	UN-SN	◆ 2008	0.61	28.22	58.75 30.53	3.40 C
21	2	7	LONSDALE Lauren	SACC	2012	0.67	28.43	58.82 30.39	3.47 C
22	3	8	FORBES Cameron	UN-PC	◆ 2009	0.70	28.19	58.92 30.73	3.57 C
23	1	2	LIND Molly	UN-PC	◆ 2008	0.68	28.39	59.06 30.67	3.71 C
24	1	6	LEAR Abby	UN-IA	2003	0.65	28.13	59.13 31.00	3.78 C

Official Timekeeping by Omega





2025 TYR Pro Swim Series

Sacramento, CA

April 2 - 5



Event 33

5 APR 2025 - 10:08 AM

Women's 100m Freestyle

Heats

Results Summary

Event Number 33

Rank	Heat	Lane	Name	Club Code	Year of Birth	R.T.	50m	Time	Time Behind	
25	1	3	MEYER Morgan	UN-IA	2003	0.61	28.12	59.19 31.07	3.84	R
26	1	7	KAPINYA Lilla	UN-SN	◆ 2009	0.75	28.49	59.47 30.98	4.12	R
27	2	3	BRANT Josephine	UN-SN	◆ 2007	0.51	28.34	59.49 31.15	4.14	
28	4	7	ANDRUSS Lily	LAC	◆ 2009	0.75	28.38	59.61 31.23	4.26	
29	5	8	HICKS Annika	GOLD	◆ 2007	0.72	28.81	59.69 30.88	4.34	
=30	2	4	BUSQUETS Ella	UN-PC	◆ 2009	0.66	28.65	59.72 31.07	4.37	
=30	2	8	PARKINSON Lexi	UN-PC	◆ 2008	0.74	28.70	59.72 31.02	4.37	
32	2	6	FIELDS Josie	TOPS	2006	0.55	29.00	1:00.09 31.09	4.74	
33	1	4	BOEGHOLM Naomi	UN-NE	2004	0.65	28.52	1:00.12 31.60	4.77	
34	1	1	FASANI Faith	UN-SN	◆ 2008	0.76	29.03	1:00.59 31.56	5.24	
35	2	1	HUANG Davina	UN-PC	◆ 2007	0.71	29.34	1:00.74 31.40	5.39	
	1	5	KLINTEMAR Felicia	FASTLE	2005			DNS		
	3	1	AZZOPARDI Mya	SPAR	2002			DNS		
	3	4	RUCK Taylor	SUN	2000			DNS		
	5	2	HEIZER Abigail	SPAC	2006			DNS		

Legend:

=	Equal rank	◆	Junior swimmer	A	Qualified for final A	AR	American Record
B	Qualified for final B	C	Qualified for final C	DNS	Did Not Start	R	Reserve
R.T.	Reaction Time	US	US Open Record	WJ	World Junior Record	WR	World Record

Official Timekeeping by Omega



FLUIDRA



OneAmerica Financial





2025 TYR Pro Swim Series

Sacramento, CA

April 2 - 5



Event 34

5 APR 2025 - 10:18 AM

Men's 100m Freestyle

Heats

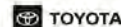
Results Summary

Event Number 34

	Record	Split	Name	NAT Code	Location	Date
WR	46.40	22.28	ZHANLE Pan	CHN	Paris (FRA)	31 JUL 2024
AR	46.96	22.17	DRESSEL Caeleb	USA	Gwangju (KOR)	25 JUL 2019
US	47.08	22.44	ALEX Y Jack	USA	Indianapolis, IN (USA)	18 JUN 2024
WJ	46.86	22.74	POPOVICI David	ROU	Rome (ITA)	13 AUG 2022

Rank	Heat	Lane	Name	Club Code	Year of Birth	R.T.	50m	Time	Time Behind
1	4	4	CURRY Brooks	CAL	2001	0.63	22.94	48.37 25.43	A
2	5	5	HOUSE Grant	SUN	1998	0.65	24.20	49.53 25.33	1.16 A
3	6	4	GROUSSET Maxime	INSEP	1999	0.63	23.18	49.62 26.44	1.25 A
4	5	4	GIULIANI Maximillian	AUS	2003	0.65	24.14	49.78 25.64	1.41 A
5	6	3	DAHLGREN Jack	AQJT	2000	0.67	24.45	49.96 25.51	1.59 A
6	4	3	FUCHS Roman	INSEP	1998	0.62	24.00	50.05 26.05	1.68 A
7	6	6	DUMESNIL Ethan	INSEP	2006	0.67	23.98	50.14 26.16	1.77 A
8	6	5	WILLIAMSON Maximus	LAC	2006	0.66	23.87	50.39 26.52	2.02 A
9	4	6	POUILLART Corentin	INSEP	2005	0.65	24.03	50.71 26.68	2.34 B
10	6	7	GONZALEZ CANTU Andres	IM	2005	0.66	24.47	51.04 26.57	2.67 B
11	4	7	KURAKIN Ivan	TAC	1999	0.64	24.51	51.11 26.60	2.74 B
12	5	2	SOLITARIO Enzo	WAVE	2006	0.65	24.76	51.14 26.38	2.77 B
13	2	4	SOMOV Evgenii	CAL	1999	0.70	25.44	51.65 26.21	3.28 B
14	3	8	MALHERBE Francois	UMIZ	2004	0.66	24.77	51.73 26.96	3.36 B
15	5	7	CHANDLER Brody	UN-SN	◆ 2008	0.65	24.38	51.91 27.53	3.54 B
16	4	1	STANISLAUS Maxwell	LAC	◆ 2007	0.68	25.11	52.07 26.96	3.70 B
17	2	5	RAGLAND Jordan	UN-SN	◆ 2008	0.70	25.38	52.10 26.72	3.73 C
18	2	6	PERKINS Carter	LASL	2005	0.71	24.86	52.18 27.32	3.81 C
19	4	2	JEDBRATT Felix	LASL	2003	0.64	24.87	52.32 27.45	3.95 C
=20	2	7	FARKAS Oskar	UTAH	2005	0.75	25.19	52.74 27.55	4.37 C
=20	3	6	HA Brandon	UN-SN	◆ 2007	0.65	25.51	52.74 27.23	4.37 C
22	4	8	IMIG Nicholas	UN-PN	2003	0.65	24.87	52.98 28.11	4.61 C
23	3	1	CARLSON Soren	CAQ	◆ 2009	0.65	25.54	53.13 27.59	4.76 C
24	3	3	HUDGENS Gabe	UN-SN	2006	0.69	25.82	53.32 27.50	4.95 C

Official Timekeeping by Omega





2025 TYR Pro Swim Series

Sacramento, CA

April 2 - 5



Event 34

5 APR 2025 - 10:18 AM

Men's 100m Freestyle

Heats

Results Summary

Event Number 34

Rank	Heat	Lane	Name	Club Code	Year of Birth	R.T.	50m	Time	Time Behind	
25	6	2	RULLIS Reds	LAT	2005	0.70	25.22	53.35 28.13	4.98	R
=26	2	3	LANTING Cole	UN-SN	2003	0.63	25.87	53.41 27.54	5.04	R?
=26	3	2	IRONS Devin	PSC	◆ 2007	0.70	26.12	53.41 27.29	5.04	R?
28	1	3	FAUT Cole	PSC	◆ 2007	0.61	25.28	53.43 28.15	5.06	
29	5	6	GHUFRAN Hayden	FORD	2003	0.70	25.64	53.49 27.85	5.12	
30	5	8	CEPEDA BALBOA Guillermo	IM	2003	0.63	25.35	53.55 28.20	5.18	
31	1	5	SHANE Ryan	CCA	◆ 2009	0.63	25.75	53.62 27.87	5.25	
32	6	8	CECCO Mark	CAQ	◆ 2008	0.62	25.42	53.63 28.21	5.26	
33	3	7	COLE Ethan	TIGR	2003	0.69	25.86	53.81 27.95	5.44	
34	1	4	TITLEY William	UN-SN	◆ 2008	0.71	25.94	53.85 27.91	5.48	
35	6	1	MITCHELL Stefano	MVN	1999	0.65	25.60	54.18 28.58	5.81	
36	2	2	WENDT Hawkins	UN-CO	2005	0.67	26.04	54.30 28.26	5.93	
37	3	4	SHEFFERT Tanner	PSC	◆ 2007	0.67	26.37	54.82 28.45	6.45	
38	5	1	ELAYDI Shareef	UN-PC	◆ 2009	0.61	26.14	54.96 28.82	6.59	
	3	5	KEMP Finn	UN-AZ	2005			DNS		
	4	5	RAMADAN Youssef	VT	2002			DNS		
	5	3	URLANDO Luca	DART	2002			DNS		

Legend:

=	Equal rank	◆	Junior swimmer	A	Qualified for final A
AR	American Record	B	Qualified for final B	C	Qualified for final C
DNS	Did Not Start	R	Reserve	R.T.	Reaction Time
R?	Involved in swim-off (reserve)	US	US Open Record	WJ	World Junior Record
WR	World Record				

Official Timekeeping by Omega



FLUIDRA



OneAmerica Financial



TOYOTA

TYR



2025 TYR Pro Swim Series

Sacramento, CA

April 2 - 5



Event 103 3 APR 2025 - 4:59 PM

Women's 200m Freestyle

Final

Results

Event Number 3

	Record	Splits		Name	NAT Code	Location	Date
WR	1:52.23	26.64	55.13	1:23.95	TITMUS Ariarne	AUS Brisbane (AUS)	12 JUN 2024
AR	1:53.61	27.18	55.38	1:24.35	SCHMITT Allison	USA London (GBR)	31 JUL 2012
US	1:54.13	27.13	56.08	1:25.15	McINTOSH Summer	CAN Fort Lauderdale, FL (USA)	3 MAR 2023
WJ	1:53.65	27.03	55.82	1:24.77	McINTOSH Summer	CAN Fukuoka (JPN)	26 JUL 2023

Final B

Rank	Lane	Name	Club Code	R.T.	50m	100m	150m	Time	Time Behind
1	5	MILKIE Charlotte	UN-SN	0.63	(4) 29.50	(3) 1:00.89 31.39	(3) 1:33.22 32.33	2:04.17	
2	4	KOSSAKOWSKA Dominika	FASTLE	0.61	(3) 29.26	(1) 1:00.55 31.29	(1) 1:32.46 31.91	2:04.25	0.08
3	1	CLARK Liberty	UN-PC	0.67	(1) 28.87	(2) 1:00.58 31.71	(2) 1:32.87 32.29	2:04.31	0.14
4	6	ANDRUSS Lily	LAC	0.76	(5) 29.64	(5) 1:01.68 32.04	(4) 1:33.80 32.12	2:05.39	1.22
5	3	JACKL Vivien	HUN	0.72	(2) 29.20	(4) 1:01.47 32.27	(5) 1:34.05 32.58	2:05.49	1.32
6	8	BIRK HOLD Elaine	UN-PC	0.69	(8) 30.33	(8) 1:02.50 32.17	(8) 1:35.70 33.20	2:07.26	3.09
7	7	GOUGH Brianna	UN-SN		(7) 30.10	(7) 1:02.09 31.99	(7) 1:35.16 33.07	2:07.41	3.24
8	2	ACKERMAN Ella	UN-SN	0.78	(6) 29.68	(6) 1:01.73 32.05	(6) 1:34.42 32.69	2:07.57	3.40

Final A

Rank	Lane	Name	Club Code	R.T.	50m	100m	150m	Time	Time Behind
1	5	KOZAN Justina	UN-CA	0.66	(4) 28.41	(4) 58.79 30.38	(4) 1:29.75 30.96	1:59.31	
2	6	CACHOT Albane	INSEP	0.70	(2) 27.86	(2) 58.05 30.19	(2) 1:29.02 30.97	1:59.61	0.30
3	2	McDEVITT Alexa	UN-PN	0.72	(5) 28.68	(=5) 59.43 30.75	(5) 1:30.01 30.58	2:00.13	0.82
4	3	GASTALDELLO Beryl	INSEP	0.66	(1) 27.81	(3) 58.46 30.65	(3) 1:29.57 31.11	2:00.17	0.86
5	4	GORBENKO Anastasia	ISR	0.70	(3) 27.89	(1) 57.99 30.10	(1) 1:28.70 30.71	2:00.27	0.96
6	7	THOMAS Eve	CSC		(6) 28.88	(=5) 59.43 30.55	(6) 1:30.59 31.16	2:00.86	1.55
7	8	ELIZONDO CABRERA Fernanda	RNM	0.63	(7) 29.35	(7) 1:00.48 31.13	(7) 1:32.42 31.94	2:03.68	4.37
8	1	KLINKER Rachel	CAL	0.70	(8) 29.49	(8) 1:01.15 31.66	(8) 1:33.51 32.36	2:06.25	6.94

Official Timekeeping by Omega





2025 TYR Pro Swim Series

Sacramento, CA

April 2 - 5



Event 103 3 APR 2025 - 4:59 PM

Women's 200m Freestyle

Final

Results

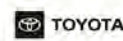
Event Number 3

Final C

Rank	Lane	Name	Club Code	R.T.	50m	100m	150m	Time	Time Behind
1	3	SU Alison	UN-PC	0.77	(6) 30.38	(6) 1:03.78 33.40	(2) 1:34.50 30.72	2:06.50 32.00	
2	5	ROSEVOLD Kingsley	UN-SN	0.82	(2) 29.79	(3) 1:02.80 33.01	(3) 1:35.78 32.98	2:08.08 32.30	1.58
3	4	EYRICH Chloe	UN-SN	0.69	(5) 29.84	(4) 1:02.82 32.98	(5) 1:36.17 33.35	2:08.38 32.21	1.88
4	2	HOUSE Madeline	SPAC	0.73	(3) 29.81	(2) 1:02.68 32.87	(4) 1:36.10 33.42	2:09.43 33.33	2.93
5	6	SYMINGTON Lelia	PSC	0.71	(4) 29.83	(5) 1:02.95 33.12	(6) 1:36.40 33.45	2:09.68 33.28	3.18
6	7	MEYER Morgan	UN-IA	0.65	(1) 29.04	(1) 1:00.78 31.74	(1) 1:34.39 33.61	2:09.92 35.53	3.42

Legend:							
=	Equal rank	AR	American Record	R.T.	Reaction Time	US	US Open Record
WJ	World Junior Record	WR	World Record				

Official Timekeeping by Omega





2025 TYR Pro Swim Series

Sacramento, CA

April 2 - 5



Event 104 3 APR 2025 - 5:08 PM

Men's 200m Freestyle

Final

Results

Event Number 4

	Record	Splits			Name	NAT Code	Location	Date
WR	1:42.00	24.23	50.12	1:16.30	BIEDERMANN Paul	GER	Rome (ITA)	28 JUL 2009
AR	1:42.96	24.31	50.29	1:16.84	PHELPS Michael	USA	Beijing (CHN)	12 AUG 2008
US	1:44.10	24.89	51.00	1:17.81	PHELPS Michael	USA	Omaha, NE (USA)	1 JUL 2008
WJ	1:42.97	24.10	50.35	1:16.96	POPOVICI David	ROU	Rome (ITA)	15 AUG 2022

Final B

Rank	Lane	Name	Club Code	R.T.	50m	100m	150m	Time	Time Behind
1	4	ENYEART Alec	TST-MV	0.70	(1) 25.47	(1) 53.42 27.95	(1) 1:21.95 28.53	1:50.15	
=2	3	WILLIAMSON Maximus	LAC	0.65	(=3) 25.78	(5) 54.26 28.48	(3) 1:22.99 28.73	1:50.40	0.25
=2	5	POUILLART Corentin	INSEP	0.65	(2) 25.53	(2) 53.81 28.28	(2) 1:22.28 28.47	1:50.40	0.25
4	7	SOLITARIO Enzo	WAVE	0.67	(6) 26.17	(4) 54.18 28.01	(4) 1:23.09 28.91	1:51.31	1.16
5	6	KURAKIN Ivan	TAC	0.66	(=3) 25.78	(3) 53.82 28.04	(5) 1:23.22 29.40	1:52.15	2.00
6	2	BROWN Sam	CSC	0.70	(5) 26.08	(7) 54.70 28.62	(7) 1:23.75 29.05	1:52.71	2.56
7	1	FARKAS Oskar	UTAH	0.77	(7) 26.23	(6) 54.43 28.20	(6) 1:23.74 29.31	1:53.30	3.15
8	8	DUVAUCHELLE Hugo	INSEP	0.69	(8) 26.57	(8) 55.58 29.01	(8) 1:25.78 30.20	1:56.19	6.04

Final A

Rank	Lane	Name	Club Code	R.T.	50m	100m	150m	Time	Time Behind
1	4	CURRY Brooks	CAL	0.61	(1) 24.08	(1) 50.81 26.73	(1) 1:18.62 27.81	1:46.74	
2	6	GIULIANI Maximillian	AUS	0.70	(4) 25.26	(2) 52.25 26.99	(2) 1:19.68 27.43	1:46.89	0.15
3	5	SHORT Samuel	AUS	0.68	(5) 25.53	(5) 52.48 26.95	(3) 1:19.86 27.38	1:47.18	0.44
4	2	HOUSE Grant	SUN	0.65	(2) 24.97	(4) 52.33 27.36	(5) 1:20.19 27.86	1:47.75	1.01
5	3	FUCHS Roman	INSEP	0.64	(3) 25.02	(3) 52.27 27.25	(4) 1:20.01 27.74	1:48.03	1.29
6	1	SIBIRTSEV Iliia	UZB	0.62	(8) 26.04	(7) 53.80 27.76	(6) 1:21.79 27.99	1:49.70	2.96
7	7	DAHLGREN Jack	AQJT	0.71	(7) 25.99	(8) 53.99 28.00	(8) 1:22.35 28.36	1:49.75	3.01
8	8	JAHN Cornelius	OSU	0.76	(6) 25.95	(6) 53.44 27.49	(7) 1:21.88 28.44	1:50.14	3.40

Official Timekeeping by Omega





2025 TYR Pro Swim Series

Sacramento, CA

April 2 - 5



Event 104 3 APR 2025 - 5:08 PM

Men's 200m Freestyle

Final

Results

Event Number 4

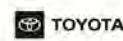
Final C

Rank	Lane	Name	Club Code	R.T.	50m	100m	150m	Time	Time Behind
1	3	HAMBLYN-OUGH Larn	CSC	0.75	(3) 26.67	(2) 55.66 28.99	(1) 1:24.92 29.26	1:53.78 28.86	
2	6	CECCO Mark	CAQ	0.66	(2) 26.62	(3) 55.85 29.23	(2) 1:25.69 29.84	1:54.82 29.13	1.04
3	7	CHOCHOLATY Tomas	UTAH	0.70	(5) 27.16	(4) 56.33 29.17	(4) 1:26.69 30.36	1:55.64 28.95	1.86
4	5	IRONS Devin	PSC	0.69	(6) 27.24	(7) 57.21 29.97	(5) 1:27.02 29.81	1:56.12 29.10	2.34
5	4	ZAMUDIO Emi	UN-SN	0.82	(7) 27.32	(6) 57.11 29.79	(6) 1:27.04 29.93	1:56.74 29.70	2.96
6	1	RIDOSKO Nathanael	TRIV	0.75	(4) 27.13	(5) 56.48 29.35	(7) 1:27.66 31.18	1:57.43 29.77	3.65
7	8	SHEFFERT Tanner	PSC	0.69	(8) 27.56	(8) 57.24 29.68	(8) 1:27.85 30.61	1:57.46 29.61	3.68
8	2	PERKINS Carter	LASL	0.73	(1) 26.04	(1) 55.18 29.14	(3) 1:26.48 31.30	1:58.45 31.97	4.67

Legend:

= Equal rank **AR** American Record **R.T.** Reaction Time **US** US Open Record
WJ World Junior Record **WR** World Record

Official Timekeeping by Omega





2025 TYR Pro Swim Series

Sacramento, CA

April 2 - 5



Event 105 3 APR 2025 - 5:17 PM

Women's 100m Breaststroke

Final

Results

Event Number 5

	Record	Split	Name	NAT Code	Location	Date
WR	1:04.13	29.80	KING Lilly	USA	Budapest (HUN)	25 JUL 2017
AR	1:04.13	29.80	KING Lilly	USA	Budapest (HUN)	25 JUL 2017
US	1:04.45	29.80	HARDY Jessica	USA	Federal Way, WA (USA)	7 AUG 2009
WJ	1:04.35	29.97	MEILUTYTE Ruta	LTU	Barcelona (ESP)	29 JUL 2013

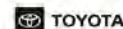
Final B

Rank	Lane	Name	Club Code	R.T.	50m	Time	Time Behind
1	4	SU Mia	UN-PC	0.72	(1) 33.52	1:10.64 37.12	
2	5	EINIO Siiri	RICE	0.70	(2) 33.88	1:12.40 38.52	1.76
3	6	KENNEDY Irelyn	UN-SN	0.76	(6) 34.52	1:12.57 38.05	1.93
4	3	FLOWERS Ella	UN-CA	0.66	(=4) 34.41	1:12.69 38.28	2.05
5	7	ORTEGA GIL Mariana	IM	0.69	(3) 34.38	1:13.01 38.63	2.37
6	8	COLLINS Ava	UN-SN	0.62	(8) 35.37	1:13.16 37.79	2.52
7	2	GARRITSON Ellen	LAC	0.72	(7) 34.58	1:13.58 39.00	2.94
8	1	RIVERA Mack	CAQ	0.73	(=4) 34.41	1:14.23 39.82	3.59

Final A

Rank	Lane	Name	Club Code	R.T.	50m	Time	Time Behind
1	6	KALMAR Aliz	FRES	0.78	(3) 32.18	1:07.91 35.73	
2	5	PETKOVA Diana	BAMA	0.71	(2) 32.17	1:08.84 36.67	0.93
3	4	GORBENKO Anastasia	ISR	0.68	(1) 31.93	1:09.10 37.17	1.19
4	2	ODGERS Isabelle	NOVA		(5) 33.15	1:09.45 36.30	1.54
5	3	PULKKINEN Jenna	FRES	0.69	(4) 32.50	1:09.69 37.19	1.78
6	7	TAN Mikayla	UN-PC	0.70	(6) 33.17	1:09.98 36.81	2.07
7	1	CIEPLUCHA Tess	TNAQ	0.71	(7) 33.40	1:10.64 37.24	2.73
8	8	COLLINS Avery	LAC	0.66	(8) 34.33	1:12.54 38.21	4.63

Official Timekeeping by Omega





2025 TYR Pro Swim Series

Sacramento, CA

April 2 - 5



Event 105 3 APR 2025 - 5:17 PM

Women's 100m Breaststroke

Final

Results

Event Number 5

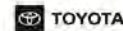
Final C

Rank	Lane	Name	Club Code	R.T.	50m	Time	Time Behind
1	5	MANN Aiva	UN-SN	0.73	(2) 35.16	1:14.05 38.89	
2	4	WELCH Rebecca	UN-SN	0.65	(1) 34.54	1:14.84 40.30	0.79
3	6	MATHIESEN Kaylee	UN-SN	0.70	(4) 35.99	1:16.23 40.24	2.18
4	2	AIRD Sydney	UN-IA	0.70	(6) 36.29	1:16.89 40.60	2.84
5	7	CHAMBERS Olivia	UN-IA	0.64	(7) 36.61	1:17.20 40.59	3.15
6	3	FOTH Illiana	UN-SN	0.49	(5) 36.19	1:17.38 41.19	3.33
7	1	FIELDS Allie	UN-SN	0.70	(3) 35.97	1:18.36 42.39	4.31
8	8	KENDLER Jordyn	UN-SN	0.68	(8) 37.58	1:20.55 42.97	6.50

Legend:

=	Equal rank	AR	American Record	R.T.	Reaction Time	US	US Open Record
WJ	World Junior Record	WR	World Record				

Official Timekeeping by Omega





2025 TYR Pro Swim Series

Sacramento, CA

April 2 - 5



Event 106 3 APR 2025 - 5:25 PM

Men's 100m Breaststroke

Final

Results

Event Number 6

	Record	Split	Name	NAT Code	Location	Date
WR	56.88	26.63	PEATY Adam	GBR	Gwangju (KOR)	21 JUL 2019
AR	58.14	26.83	ANDREW Michael	USA	Omaha (USA)	13 JUN 2021
US	58.14	26.83	ANDREW Michael	USA	Omaha, NE (USA)	13 JUN 2021
WJ	59.01	27.48	MARTINENGI Nicolo	ITA	Indianapolis (USA)	23 AUG 2017

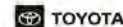
Final B

Rank	Lane	Name	Club Code	R.T.	50m	Time	Time Behind
1	4	HIGDON Tom	DART	0.66	(=5) 29.23	1:01.81 32.58	
2	6	KEMP Finn	UN-AZ	0.65	(7) 29.46	1:02.40 32.94	0.59
3	3	ROMANOV Pavel	UN-CA	0.66	(=2) 28.99	1:02.45 33.46	0.64
4	8	MIKELSONS Kristaps	LAT	0.73	(=5) 29.23	1:02.66 33.43	0.85
5	5	FISCHER Brandon	TRIV	0.71	(1) 28.86	1:03.05 34.19	1.24
6	1	SANDERS Grant	FASTFL	0.70	(8) 30.19	1:03.33 33.14	1.52
7	7	TAN Zachary	CAL	0.66	(=2) 28.99	1:03.41 34.42	1.60
8	2	PUENTE BUSTAMANTE Andres	AGS	0.68	(4) 29.11	1:03.47 34.36	1.66

Final A

Rank	Lane	Name	Club Code	R.T.	50m	Time	Time Behind
1	6	PETRASHOV Denis	UOFL	0.69	(2) 28.21	1:00.42 32.21	
2	3	ANDREW Michael	SUN	0.68	(1) 27.98	1:00.54 32.56	0.12
3	5	SOMOV Evgenii	CAL	0.74	(5) 28.69	1:00.61 31.92	0.19
4	4	FALLON Matthew	UPN	0.67	(6) 28.85	1:00.73 31.88	0.31
5	2	COLL MARTI Carles	VT	0.60	(3) 28.43	1:00.77 32.34	0.35
6	1	CHAN Junhao	UN-CA	0.66	(7) 29.08	1:01.09 32.01	0.67
7	8	AIT KACI Carl	INSEP	0.66	(4) 28.66	1:01.70 33.04	1.28
8	7	POUCH Ananias	PRVT	0.64	(8) 29.28	1:01.85 32.57	1.43

Official Timekeeping by Omega





2025 TYR Pro Swim Series

Sacramento, CA

April 2 - 5



Event 106 3 APR 2025 - 5:25 PM

Men's 100m Breaststroke

Final

Results

Event Number 6

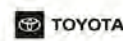
Final C

Rank	Lane	Name	Club Code	R.T.	50m	Time	Time Behind
1	4	LOPEZ Cruz	AQUA	0.64	(3) 30.15	1:04.14 33.99	
2	5	ANTONIAK Lars	CAL	0.60	(1) 29.62	1:04.17 34.55	0.03
3	1	MANN Remo	UN-SN	0.70	(4) 30.24	1:04.21 33.97	0.07
4	6	HUGHES Hara	CSC	0.64	(2) 30.09	1:04.59 34.50	0.45
5	7	CHRISTIANSON Tyler	UN-IN	0.60	(6) 30.46	1:05.07 34.61	0.93
6	8	CARSEL Isaac	UN-SN	0.63	(7) 30.84	1:05.59 34.75	1.45
7	3	RAGLAND Jordan	UN-SN	0.70	(5) 30.34	1:05.81 35.47	1.67
8	2	TUCKER Julian	UN-SN	0.58	(8) 31.11	1:06.36 35.25	2.22

Legend:

=	Equal rank	AR	American Record	R.T.	Reaction Time	US	US Open Record
WJ	World Junior Record	WR	World Record				

Official Timekeeping by Omega





2025 TYR Pro Swim Series

Sacramento, CA

April 2 - 5



Event 107 3 APR 2025 - 5:35 PM

Women's 50m Backstroke

Final

Results

Event Number 7

	Record	Name	NAT Code	Location	Date
WR	26.86	McKEOWN Kaylee	AUS	Budapest (HUN)	20 OCT 2023
AR	27.10	SMITH Regan	TXLA	Fukuoka (JPN)	26 JUL 2023
US	27.12	BERKOFF Katharine	WOLF	Greensboro, NC (USA)	28 APR 2022
WJ	27.49	ATHERTON Minna	AUS	Brisbane (AUS)	7 FEB 2016

Final B

Rank	Lane	Name	Club Code	R.T.	Time	Time Behind
1	6	ELAYDI Lyla	SCSC	0.56	30.61	
2	4	WIMBERLY Georgia	LAC	0.76	30.78	0.17
3	2	GOUGH Brianna	UN-SN	0.68	31.02	0.41
4	3	GALLAGHER Sophia	CDST	0.79	31.11	0.50
=5	1	LEAR Abby	UN-IA	0.75	31.22	0.61
=5	5	LARSEN Faith	UN-IA	0.75	31.22	0.61
7	7	GEORGE Genevieve	PSC	0.69	31.30	0.69
8	8	McGILL Alex	UN-NM	0.69	31.35	0.74

Final A

Rank	Lane	Name	Club Code	R.T.	Time	Time Behind
1	3	BERKOFF Katharine	WOLF	0.59	27.83	
2	5	WHITE Rhyan	WOLF	0.69	27.91	0.08
3	4	SHACKLEY Leah	NCS	0.68	28.29	0.46
4	6	GEORGE Amber	CSC	0.73	28.36	0.53
5	2	MARTIN Savannah-Eve	CSC	0.69	28.45	0.62
6	7	BUSQUETS Ella	DA	0.67	29.47	1.64
7	8	SOUTHERN Kennedi	LAC	0.78	29.97	2.14
8	1	SU Alison	UN-PC	0.69	30.20	2.37

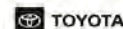
Final C

Rank	Lane	Name	Club Code	R.T.	Time	Time Behind
1	6	KING Pilar	SPAC	0.74	30.79	
2	1	QUINTO Melanie	UN-SN	0.59	31.04	0.25
3	5	MILKIE Charlotte	UN-SN	0.61	31.44	0.65
4	2	CLARK Liberty	UN-PC	0.74	31.98	1.19
5	7	PARKINSON Lexi	DA	0.79	32.38	1.59
6	3	BRANT Josephine	UN-SN	0.66	32.48	1.69
7	8	VILLARREAL RODRIGUEZ Valeria	IM	0.61	32.51	1.72
8	4	FOTH Illiana	UN-SN	0.72	33.39	2.60

Legend:

= Equal rank **AR** American Record **R.T.** Reaction Time **US** US Open Record
WJ World Junior Record **WR** World Record

Official Timekeeping by Omega





2025 TYR Pro Swim Series

Sacramento, CA

April 2 - 5



Event 108 3 APR 2025 - 5:40 PM

Men's 50m Backstroke

Final

Results

Event Number 8

	Record	Name	NAT Code	Location	Date
WR	23.55	KOLESNIKOV Kliment	RUS	Kazan (RUS)	27 JUL 2023
AR	23.71	ARMSTRONG Hunter	USA	Greensboro (USA)	28 APR 2022
US	23.71	ARMSTRONG Hunter	USA	Greensboro, NC (USA)	28 APR 2022
WJ	24.00	KOLESNIKOV Kliment	RUS	Glasgow (GBR)	4 AUG 2018

Final B

Rank	Lane	Name	Club Code	R.T.	Time	Time Behind
1	7	CARSEL Isaac	UN-SN	0.65	28.15	
2	8	IMIG Nicholas	UN-PN	0.67	28.39	0.24
3	4	SHANE Ryan	CCA	0.72	28.42	0.27
4	2	ROMERO Michael	UN-SN	0.70	28.51	0.36
5	3	ELY Justin	CDST	0.69	28.65	0.50
6	6	CICIARELLI Max	UN-PC	0.69	28.68	0.53
7	5	LOVEDAY Logan	UN-SN	0.74	28.95	0.80
8	1	CARLSON Soren	CAQ	0.72	30.98	2.83

Final A

Rank	Lane	Name	Club Code	R.T.	Time	Time Behind
1	4	NDOYE BROUARD Yohann	INSEP	0.72	25.37	
2	5	DAHLGREN Jack	AQJT	0.70	26.30	0.93
3	3	ARIAS Gabo	UN-MI	0.62	26.55	1.18
4	6	IRONS Devin	PSC	0.72	27.00	1.63
5	2	CONTRERAS LOPEZ Luis	IM	0.70	27.64	2.27
6	7	CALKINS Brady	UN-SN	0.70	27.82	2.45
7	8	VALLE Denis	UN-SN	0.64	27.97	2.60
8	1	IRONS Dominik	PSC	0.74	28.54	3.17

Final C

Rank	Lane	Name	Club Code	R.T.	Time	Time Behind
1	4	BONILLA Dylan	UN-SN	0.68	28.74	
2	5	HUDGENS Gabe	AQUA	0.72	29.20	0.46
3	3	CRUZ Christian	CAQ	0.71	30.30	1.56
4	6	COLLINS Aidan	UN-SN	0.64	31.08	2.34

Legend:

AR American Record **R.T.** Reaction Time **US** US Open Record **WJ** World Junior Record
WR World Record

Official Timekeeping by Omega





2025 TYR Pro Swim Series

Sacramento, CA

April 2 - 5



Event 109 3 APR 2025 - 5:45 PM

Women's 100m Butterfly

Final

Results

Event Number 9

	Record	Split	Name	NAT Code	Location	Date
WR	55.18	25.45	WALSH Gretchen	USA	Indianapolis (USA)	15 JUN 2024
AR	55.18	25.45	WALSH Gretchen	USA	Indianapolis, IN (USA)	15 JUN 2024
US	55.18	25.45	WALSH Gretchen	USA	Indianapolis, IN (USA)	15 JUN 2024
WJ	56.33		HIRAI Mizuki	JPN	Yokohama (JPN)	22 JUN 2024

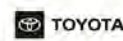
Final B

Rank	Lane	Name	Club Code	R.T.	50m	Time	Time Behind
1	4	BRANT Josephine	UN-SN	0.61	(1) 29.26	1:02.81 33.55	
2	5	HUANG Davina	UN-PC	0.71	(3) 29.67	1:02.89 33.22	0.08
3	3	GEORGE Genevieve	PSC	0.49	(4) 29.73	1:03.03 33.30	0.22
4	6	BAUTISTA Ava	UN-SN	0.73	(5) 30.05	1:03.90 33.85	1.09
5	2	BUSQUETS Ella	DA	0.64	(6) 30.30	1:03.93 33.63	1.12
6	8	NUHFER Grace	FASTLE	0.65	(8) 30.63	1:04.63 34.00	1.82
7	7	HEIZER Abigail	SPAC	0.61	(2) 29.52	1:04.72 35.20	1.91
8	1	CORDER Sophia	UN-NM	0.71	(7) 30.34	1:05.03 34.69	2.22

Final A

Rank	Lane	Name	Club Code	R.T.	50m	Time	Time Behind
1	5	SHACKLEY Leah	NCS	0.71	(2) 27.29	58.75 31.46	
2	4	OUWEHAND Vanessa	CSC	0.76	(1) 27.06	59.23 32.17	0.48
3	2	HOLDER Aislinn	FASTLE	0.61	(4) 28.48	1:00.22 31.74	1.47
4	6	KLINKER Rachel	CAL	0.70	(7) 28.78	1:00.29 31.51	1.54
5	7	HAYON Arielle	RICE	0.69	(5) 28.63	1:00.33 31.70	1.58
6	3	KLINTEMAR Felicia	FASTLE	0.72	(3) 28.29	1:00.42 32.13	1.67
7	8	DUNCAN Jada	UN-SN	0.60	(6) 28.72	1:01.09 32.37	2.34
8	1	ODGERS Isabelle	NOVA	0.77	(8) 28.87	1:01.11 32.24	2.36

Official Timekeeping by Omega





2025 TYR Pro Swim Series

Sacramento, CA

April 2 - 5



Event 109 3 APR 2025 - 5:45 PM

Women's 100m Butterfly

Final

Results

Event Number 9

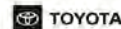
Final C

Rank	Lane	Name	Club Code	R.T.	50m	Time	Time Behind
1	3	WORDELMAN Lina	UN-PC	0.75	(1) 29.90	1:03.84 33.94	
2	5	GARRITSON Ellen	LAC	0.72	(3) 30.25	1:04.00 33.75	0.16
3	1	LANDERS Abigail	UN-SN	0.61	(2) 30.03	1:05.01 34.98	1.17
4	4	DIVIS Veronika	SDSA	0.68	(5) 30.64	1:05.10 34.46	1.26
5	6	HOUSE Madeline	SPAC	0.71	(4) 30.58	1:06.11 35.53	2.27
6	2	MILKIE Charlotte	UN-SN	0.48	(6) 31.13	1:07.87 36.74	4.03
7	8	KING Pilar	SPAC	0.73	(7) 31.50	1:09.10 37.60	5.26
8	7	PARKINSON Lexi	DA	0.74	(8) 31.89	1:10.41 38.52	6.57

Legend:

AR American Record **R.T.** Reaction Time **US** US Open Record **WJ** World Junior Record
WR World Record

Official Timekeeping by Omega





2025 TYR Pro Swim Series

Sacramento, CA

April 2 - 5



Event 110 3 APR 2025 - 5:54 PM

Men's 100m Butterfly

Final

Results

Event Number 10

	Record	Split	Name	NAT Code	Location	Date
WR	49.45	23.00	DRESSEL Caeleb	USA	Tokyo (JPN)	31 JUL 2021
AR	49.45	23.00	DRESSEL Caeleb	USA	Tokyo (JPN)	30 JUL 2021
US	49.76	23.31	DRESSEL Caeleb	USA	Omaha, NE (USA)	18 JUN 2021
WJ	50.62	23.85	MILAK Kristof	HUN	Budapest (HUN)	29 JUL 2017

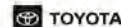
Final B

Rank	Lane	Name	Club Code	R.T.	50m	Time	Time Behind
1	2	JEDBRATT Felix	LASL	0.69	(1) 25.24	53.96 28.72	
2	3	HA Brandon	UN-SN	0.65	(3) 25.66	54.73 29.07	0.77
3	4	STANISLAUS Maxwell	LAC	0.66	(2) 25.64	54.85 29.21	0.89
4	5	SOLITARIO Enzo	WAVE	0.68	(5) 26.06	54.86 28.80	0.90
5	6	RUVALCABA CRUZ Hector	AGS	0.72	(4) 25.92	54.88 28.96	0.92
6	1	RICHARDSON Peyton	RA-IL	0.63	(8) 26.54	55.51 28.97	1.55
7	7	ZAMUDIO Emi	UN-SN	0.76	(6) 26.43	55.69 29.26	1.73
8	8	GHUFRAN Hayden	FORD	0.72	(7) 26.53	55.85 29.32	1.89

Final A

Rank	Lane	Name	Club Code	R.T.	50m	Time	Time Behind
1	4	GROUSSET Maxime	INSEP	0.65	(1) 23.73	51.30 27.57	
2	5	URLANDO Luca	DART	0.67	(2) 24.06	51.32 27.26	0.02
3	3	MUHAMMAD Kamal	UN-CA	0.67	(3) 24.12	52.47 28.35	1.17
4	2	HOUSE Grant	SUN	0.63	(5) 24.75	53.24 28.49	1.94
5	7	BALOGH Levente	VT	0.71	(6) 25.00	53.32 28.32	2.02
6	6	DUMESNIL Ethan	INSEP	0.65	(4) 24.62	53.42 28.80	2.12
7	1	LOPEZ-GUILLEN Javier	ESP	0.67	(8) 25.55	54.64 29.09	3.34
8	8	RAMADAN Youssef	VT	0.60	(7) 25.17	54.87 29.70	3.57

Official Timekeeping by Omega





2025 TYR Pro Swim Series

Sacramento, CA

April 2 - 5



Event 110 3 APR 2025 - 5:54 PM

Men's 100m Butterfly

Final

Results

Event Number 10

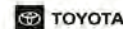
Final C

Rank	Lane	Name	Club Code	R.T.	50m	Time	Time Behind
1	4	POWER Zach	LAKE	0.69	(2) 26.32	56.55 30.23	
2	6	COLLINS Aidan	UN-SN	0.63	(5) 26.80	56.63 29.83	0.08
3	2	TITLEY William	UN-SN	0.79	(4) 26.49	56.64 30.15	0.09
4	5	FAUT Cole	PSC	0.64	(3) 26.33	56.68 30.35	0.13
5	3	LANTING Cole	UN-SN	0.65	(1) 26.28	56.90 30.62	0.35
6	7	TARTE Jack	UN-SN	0.63	(6) 27.39	58.40 31.01	1.85
7	1	CALKINS Brady	UN-SN	0.69	(7) 27.65	59.72 32.07	3.17
8	8	CARLSON Soren	CAQ	0.71	(8) 28.68	1:00.97 32.29	4.42

Legend:

AR American Record **R.T.** Reaction Time **US** US Open Record **WJ** World Junior Record
WR World Record

Official Timekeeping by Omega





2025 TYR Pro Swim Series

Sacramento, CA

April 2 - 5



Event 111 3 APR 2025 - 6:01 PM

Women's 400m Individual Medley

Final

Results

Event Number 11

	Record	Splits	Name	NAT Code	Location	Date
WR	4:24.38	59.18 2:06.30 3:23.43	McINTOSH Summer	CAN	Toronto (CAN)	16 MAY 2024
AR	4:31.12	1:03.69 2:13.33 3:28.65	HOFF Katie	USA	Omaha, NE (USA)	29 JUN 2008
US	4:26.98	59.76 2:06.82 3:25.96	McINTOSH Summer	SYS	Westmont, IL (USA)	7 MAR 2025
WJ	4:24.38	59.18 2:06.30 3:23.43	McINTOSH Summer	CAN	Toronto (CAN)	16 MAY 2024

Final B

Rank	Lane	Name	Club Code	R.T.	Time	Time Behind	
1	4	KALMAR Laura	FRES	0.67	4:57.05		
50m (3) 32.00	100m (8) 1:11.15 39.15	150m (6) 1:49.45 38.30	200m (3) 2:26.74 37.29	250m (2) 3:07.38 40.64	300m (1) 3:49.21 41.83	350m (1) 4:24.07 34.86	32.98
2	5	WIMBERLY Georgia	LAC	0.79	4:59.40	2.35	
50m (8) 32.34	100m (7) 1:09.70 37.36	150m (1) 1:47.62 37.92	200m (1) 2:23.89 36.27	250m (1) 3:07.01 43.12	300m (3) 3:50.71 43.70	350m (2) 4:25.80 35.09	33.60
3	3	FLOWERS Ella	UN-CA	0.71	5:00.10	3.05	
50m (1) 30.75	100m (1) 1:06.43 35.68	150m (2) 1:47.64 41.21	200m (4) 2:27.65 40.01	250m (3) 3:08.55 40.90	300m (2) 3:50.47 41.92	350m (3) 4:26.12 35.65	33.98
4	6	SALA Addison	LAKE	0.76	5:02.97	5.92	
50m (7) 32.13	100m (5) 1:09.07 36.94	150m (3) 1:48.06 38.99	200m (2) 2:25.75 37.69	250m (4) 3:09.55 43.80	300m (4) 3:54.39 44.84	350m (4) 4:28.92 34.53	34.05
5	1	QUINTO Melanie	UN-SN	0.76	5:08.10	11.05	
50m (=4) 32.05	100m (3) 1:08.95 36.90	150m (4) 1:49.08 40.13	200m (6) 2:28.32 39.24	250m (6) 3:13.44 45.12	300m (7) 3:58.85 45.41	350m (5) 4:34.19 35.34	33.91
6	7	NIELSEN Lauren	UN-SN	0.87	5:08.55	11.50	
50m (=4) 32.05	100m (4) 1:09.04 36.99	150m (8) 1:50.67 41.63	200m (8) 2:30.80 40.13	250m (8) 3:14.73 43.93	300m (6) 3:58.79 44.06	350m (8) 4:35.44 36.65	33.11
7	8	RECIO Marrassa	UN-SN	0.70	5:08.71	11.66	
50m (2) 31.68	100m (2) 1:08.19 36.51	150m (7) 1:50.14 41.95	200m (7) 2:29.25 39.11	250m (7) 3:14.64 45.39	300m (8) 3:59.65 45.01	350m (7) 4:35.25 35.60	33.46
8	2	BROUGHTON Ellie	UN-NM	0.76	5:09.06	12.01	
50m (6) 32.09	100m (6) 1:09.13 37.04	150m (5) 1:49.26 40.13	200m (5) 2:27.76 38.50	250m (5) 3:12.32 44.56	300m (5) 3:57.59 45.27	350m (6) 4:34.26 36.67	34.80

Final A

Rank	Lane	Name	Club Code	R.T.	Time	Time Behind	
1	3	NYSTRAND Lisa	NCS	0.74	4:45.02		
50m (2) 30.36	100m (2) 1:04.72 34.36	150m (3) 1:42.40 37.68	200m (2) 2:19.09 36.69	250m (1) 2:58.47 39.38	300m (1) 3:37.96 39.49	350m (1) 4:11.62 33.66	33.40
2	6	McDEVITT Alexa	UN-PN	0.73	4:46.61	1.59	
50m (3) 30.45	100m (3) 1:05.18 34.73	150m (4) 1:43.79 38.61	200m (4) 2:21.97 38.18	250m (3) 3:01.91 39.94	300m (3) 3:42.91 41.00	350m (2) 4:15.14 32.23	31.47
3	5	JACKL Vivien	HUN	0.81	4:46.76	1.74	
50m (5) 30.60	100m (4) 1:05.51 34.91	150m (1) 1:40.84 35.33	200m (1) 2:15.76 34.92	250m (2) 2:59.10 43.34	300m (2) 3:42.83 43.73	350m (3) 4:15.35 32.52	31.41
4	4	KOZAN Justina	UN-CA	0.65	4:46.85	1.83	
50m (4) 30.58	100m (7) 1:06.80 36.22	150m (5) 1:45.43 38.63	200m (5) 2:22.86 37.43	250m (5) 3:03.65 40.79	300m (4) 3:44.91 41.26	350m (4) 4:16.39 31.48	30.46
5	2	GWINN Applejean	SAND	0.69	4:52.13	7.11	
50m (1) 30.02	100m (1) 1:03.81 33.79	150m (2) 1:42.23 38.42	200m (3) 2:20.09 37.86	250m (4) 3:02.18 42.09	300m (5) 3:45.76 43.58	350m (5) 4:19.50 33.74	32.63
6	1	SU Mia	UN-PC	0.73	4:56.60	11.58	
50m (8) 31.92	100m (8) 1:08.11 36.19	150m (6) 1:46.77 38.66	200m (6) 2:24.25 37.48	250m (6) 3:06.59 42.34	300m (6) 3:47.56 40.97	350m (6) 4:21.94 34.38	34.66
7	7	TAN Mikayla	UN-PC	0.67	4:57.53	12.51	
50m (6) 30.68	100m (6) 1:06.30 35.62	150m (8) 1:48.02 41.72	200m (8) 2:28.07 40.05	250m (8) 3:07.93 39.86	300m (7) 3:49.13 41.20	350m (7) 4:24.01 34.88	33.52
8	8	ACKERMAN Ella	UN-SN	0.80	4:59.22	14.20	
50m (7) 31.13	100m (5) 1:06.21 35.08	150m (7) 1:46.94 40.73	200m (7) 2:25.35 38.41	250m (7) 3:07.51 42.16	300m (8) 3:50.34 42.83	350m (8) 4:24.94 34.60	34.28

Official Timekeeping by Omega





2025 TYR Pro Swim Series

Sacramento, CA

April 2 - 5



Event 111 3 APR 2025 - 6:01 PM

Women's 400m Individual Medley

Final

Results

Event Number 11

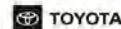
Final C

Rank	Lane	Name	Club Code	R.T.	Time	Time Behind
1	4	CARTER Jesse	UN-SN	0.65	5:09.34	
50m (1) 31.11	100m (1) 1:08.47 37.36	150m (1) 1:48.13 39.66	200m (1) 2:27.41 39.28	250m (1) 3:12.48 45.07	300m (1) 3:58.77 46.29	350m (1) 4:34.46 35.69
2	5	DIVIS Martina	SDSA	0.77	5:15.17	5.83
50m (2) 32.76	100m (2) 1:11.58 38.82	150m (2) 1:52.68 41.10	200m (2) 2:32.89 40.21	250m (2) 3:18.17 45.28	300m (2) 4:04.03 45.86	350m (2) 4:39.94 35.91
						35.23

Legend:

= Equal rank **AR** American Record **R.T.** Reaction Time **US** US Open Record
WJ World Junior Record **WR** World Record

Official Timekeeping by Omega





2025 TYR Pro Swim Series

Sacramento, CA

April 2 - 5



Event 112 3 APR 2025 - 6:16 PM

Men's 400m Individual Medley

Final

Results

Event Number 12

	Record	Splits	Name	NAT Code	Location	Date
WR	4:02.50	54.66 1:56.64 3:04.28	MARCHAND Leon	FRA	Fukuoka (JPN)	23 JUL 2023
AR	4:03.84	54.92 1:56.49 3:07.05	PHELPS Michael	USA	Beijing (CHN)	10 AUG 2008
US	4:05.25	55.38 1:57.32 3:08.45	PHELPS Michael	USA	Omaha, NE (USA)	29 JUN 2008
WJ	4:10.02	57.44 2:01.31 3:11.72	BORODIN Ilya	RUS	Budapest (HUN)	23 MAY 2021

Final B

Rank	Lane	Name	Club Code	R.T.	Time	Time Behind	
1	3	EICHLER Karsten	PSC	0.73	4:43.76		
50m (4) 29.51	100m (4) 1:03.88 34.37	150m (1) 1:39.60 35.72	200m (1) 2:15.04 35.44	250m (1) 2:55.84 40.80	300m (2) 3:38.06 42.22	350m (1) 4:11.29 33.23	32.47
2	5	BECKER Adam	UN-SN	0.71	4:44.15	0.39	
50m (2) 28.96	100m (1) 1:02.24 33.28	150m (2) 1:40.71 38.47	200m (2) 2:19.33 38.62	250m (2) 2:57.25 37.92	300m (1) 3:37.34 40.09	350m (2) 4:11.88 34.54	32.27
3	4	FERRER Justin	PSL	0.68	4:44.54	0.78	
50m (5) 30.03	100m (5) 1:04.71 34.68	150m (5) 1:43.16 38.45	200m (5) 2:21.16 38.00	250m (4) 3:00.76 39.60	300m (3) 3:41.27 40.51	350m (3) 4:14.03 32.76	30.51
4	2	ARIAS Gabo	UN-MI	0.73	4:50.58	6.82	
50m (1) 28.70	100m (2) 1:02.83 34.13	150m (3) 1:41.66 38.83	200m (3) 2:19.39 37.73	250m (3) 2:59.44 40.05	300m (4) 3:41.32 41.88	350m (4) 4:16.39 35.07	34.19
5	6	CAMP Shep	CAQ	0.67	4:52.40	8.64	
50m (6) 30.18	100m (6) 1:06.46 36.28	150m (6) 1:43.66 37.20	200m (4) 2:20.73 37.07	250m (6) 3:01.81 41.08	300m (6) 3:44.00 42.19	350m (5) 4:19.31 35.31	33.09
6	7	JIANG Tommy	UN-SN	0.61	4:52.54	8.78	
50m (3) 29.41	100m (3) 1:03.56 34.15	150m (4) 1:41.99 38.43	200m (6) 2:21.53 39.54	250m (5) 3:01.64 40.11	300m (5) 3:43.58 41.94	350m (6) 4:19.42 35.84	33.12

Final A

Rank	Lane	Name	Club Code	R.T.	Time	Time Behind	
1	4	HOCHWALT Michael	UN-AZ	0.66	4:16.88		
50m (1) 26.11	100m (1) 56.07 29.96	150m (1) 1:29.87 33.80	200m (1) 2:02.96 33.09	250m (1) 2:39.39 36.43	300m (1) 3:16.69 37.30	350m (1) 3:47.75 31.06	29.13
2	3	SANDERS Grant	FASTFL	0.69	4:24.45	7.57	
50m (2) 27.19	100m (2) 57.84 30.65	150m (2) 1:32.87 35.03	200m (2) 2:08.00 35.13	250m (2) 2:44.48 36.48	300m (2) 3:21.60 37.12	350m (2) 3:53.30 31.70	31.15
3	5	ENYEART Alec	TST-MV	0.71	4:28.32	11.44	
50m (3) 27.45	100m (3) 59.12 31.67	150m (3) 1:34.28 35.16	200m (3) 2:09.62 35.34	250m (3) 2:48.24 38.62	300m (3) 3:27.10 38.86	350m (3) 3:58.29 31.19	30.03
4	6	GONZALEZ Ian	PMM	0.71	4:31.03	14.15	
50m (4) 28.01	100m (4) 59.63 31.62	150m (4) 1:34.89 35.26	200m (4) 2:10.29 35.40	250m (4) 2:49.42 39.13	300m (4) 3:29.33 39.91	350m (4) 4:00.96 31.63	30.07
5	2	VALDEZ Kyle	UN-AZ		4:37.02	20.14	
50m (6) 29.27	100m (5) 1:02.39 33.12	150m (6) 1:39.66 37.27	200m (6) 2:16.17 36.51	250m (6) 2:54.39 38.22	300m (5) 3:33.31 38.92	350m (5) 4:05.86 32.55	31.16
6	1	DOOLITTLE Robbie	UN-SN	0.75	4:37.68	20.80	
50m (7) 29.36	100m (6) 1:02.74 33.38	150m (5) 1:39.31 36.57	200m (5) 2:14.06 34.75	250m (5) 2:53.46 39.40	300m (7) 3:33.47 40.01	350m (6) 4:06.34 32.87	31.34
7	7	IRONS Dominik	PSC	0.72	4:38.65	21.77	
50m (5) 29.26	100m (7) 1:03.36 34.10	150m (7) 1:40.26 36.90	200m (7) 2:16.51 36.25	250m (7) 2:54.89 38.38	300m (8) 3:34.31 39.42	350m (7) 4:07.11 32.80	31.54
8	8	TUCKER Julian	UN-SN	0.62	4:38.96	22.08	
50m (8) 29.44	100m (8) 1:03.66 34.22	150m (8) 1:41.70 38.04	200m (8) 2:18.33 36.63	250m (8) 2:55.98 37.65	300m (6) 3:33.33 37.35	350m (8) 4:07.40 34.07	31.56

Legend:

AR American Record **R.T.** Reaction Time **US** US Open Record **WJ** World Junior Record
WR World Record

Official Timekeeping by Omega





2025 TYR Pro Swim Series

Sacramento, CA

April 2 - 5



Event 113 4 APR 2025 - 4:58 PM

Women's 200m Butterfly

Final

Results

Event Number 13

	Record	Splits				Name	NAT Code	Location	Date
WR	2:01.81	27.19	58.08	1:30.20	LIU Zige	CHN	Ji Nan (CHN)	21 OCT 2009	
AR	2:03.84	27.60	59.36	1:31.50	SMITH Regan	USA	Paris (FRA)	1 AUG 2024	
US	2:03.87	27.76	1:00.25	1:31.94	SMITH Regan	USA	Fort Lauderdale, FL (USA)	4 JUN 2023	
WJ	2:03.03	27.38	58.97	1:30.70	McINTOSH Summer	CAN	Paris (FRA)	1 AUG 2024	

Final B

Rank	Lane	Name	Club Code	R.T.	50m	100m	150m	Time	Time Behind
1	4	NUHFER Grace	FASTLE	0.63	(1) 31.20	(1) 1:07.48 36.28	(1) 1:44.82 37.34	2:22.78	37.96

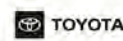
Final A

Rank	Lane	Name	Club Code	R.T.	50m	100m	150m	Time	Time Behind
1	4	KLINKER Rachel	CAL	0.69	(1) 29.87	(1) 1:02.71 32.84	(1) 1:36.53 33.82	2:10.85	
2	5	KOZAN Justina	UN-CA	0.66	(3) 30.54	(3) 1:05.08 34.54	(2) 1:40.25 35.17	2:15.87	5.02
3	3	GWINN Applejean	SAND	0.72	(2) 30.37	(2) 1:04.53 34.16	(3) 1:40.33 35.80	2:16.79	5.94
4	2	ACKERMAN Ella	UN-SN	0.82	(4) 30.69	(4) 1:05.28 34.59	(4) 1:41.29 36.01	2:18.10	7.25
5	7	HUANG Davina	UN-PC	0.71	(7) 31.93	(6) 1:07.32 35.39	(6) 1:44.52 37.20	2:21.09	10.24
6	8	WORDELMAN Lina	UN-PC	0.79	(8) 33.18	(8) 1:08.77 35.59	(7) 1:45.01 36.24	2:21.44	10.59
7	6	EYRICH Chloe	UN-SN	0.71	(5) 30.79	(5) 1:05.86 35.07	(5) 1:43.51 37.65	2:21.73	10.88
8	1	DIVIS Veronika	SDSA	0.67	(6) 31.79	(7) 1:08.17 36.38	(8) 1:46.18 38.01	2:26.15	15.30

Legend:

AR American Record **R.T.** Reaction Time **US** US Open Record **WJ** World Junior Record
WR World Record

Official Timekeeping by Omega





2025 TYR Pro Swim Series

Sacramento, CA

April 2 - 5



Event 114 4 APR 2025 - 5:07 PM

Men's 200m Butterfly

Final

Results

Event Number 14

	Record	Splits	Name	NAT Code	Location	Date
WR	1:50.34	24.19 51.89 1:20.51	MILAK Kristof	HUN	Budapest (HUN)	21 JUN 2022
AR	1:51.51	24.76 52.88 1:21.93	PHELPS Michael	USA	Rome (ITA)	29 JUL 2009
US	1:52.20	25.47 53.75 1:23.04	PHELPS Michael	USA	Omaha, NE (USA)	2 JUL 2008
WJ	1:53.79	24.69 53.24 1:22.71	MILAK Kristof	HUN	Netanya (ISR)	30 JUN 2017

Final B

Rank	Lane	Name	Club Code	R.T.	50m	100m	150m	Time	Time Behind
1	4	CUSTODIO ALCANTARA Santiago	UN-NC	0.64	(1) 27.67	(5) 59.81 32.14	(2) 1:31.88 32.07	2:04.08	
2	5	HA Brandon	UN-SN	0.67	(3) 27.79	(4) 59.76 31.97	(1) 1:31.80 32.04	2:04.22	0.14
3	3	POWER Zach	LAKE	0.71	(2) 27.68	(3) 59.66 31.98	(4) 1:32.47 32.81	2:05.22	1.14
4	2	GHUFRAN Hayden	FORD	0.70	(5) 28.17	(2) 59.64 31.47	(3) 1:32.36 32.72	2:05.51	1.43
5	6	COLLINS Aidan	UN-SN	0.63	(4) 28.02	(1) 59.55 31.53	(5) 1:32.76 33.21	2:06.41	2.33
6	7	LEE Keanu	UN-CA	0.64	(8) 28.49	(6) 1:00.79 32.30	(6) 1:33.78 32.99	2:07.10	3.02
7	8	TITLEY William	UN-SN	0.79	(7) 28.48	(7) 1:01.22 32.74	(7) 1:35.34 34.12	2:10.03	5.95
8	1	TARTE Jack	UN-SN	0.59	(6) 28.38	(8) 1:01.64 33.26	(8) 1:36.33 34.69	2:11.72	7.64

Final A

Rank	Lane	Name	Club Code	R.T.	50m	100m	150m	Time	Time Behind
1	3	URLANDO Luca	DART	0.66	(1) 25.60	(1) 53.75 28.15	(1) 1:22.32 28.57	1:52.37	
2	4	CHMIELEWSKI Krzysztof	UN-CA	0.61	(4) 25.95	(2) 54.84 28.89	(2) 1:24.17 29.33	1:54.36	1.99
3	5	CHMIELEWSKI Michal	UN-CA	0.60	(3) 25.93	(4) 55.54 29.61	(3) 1:25.13 29.59	1:55.36	2.99
4	6	HOCHWALT Michael	UN-AZ	0.67	(6) 26.18	(5) 56.22 30.04	(5) 1:27.85 31.63	1:58.99	6.62
5	1	BALOGH Levente	VT	0.66	(5) 26.07	(6) 56.30 30.23	(4) 1:27.33 31.03	2:01.13	8.76
6	7	RUVALCABA CRUZ Hector	AGS	0.69	(7) 27.02	(7) 58.03 31.01	(7) 1:29.69 31.66	2:02.30	9.93
7	8	ELAYDI Shareef	UN-PC	0.61	(8) 27.46	(8) 58.41 30.95	(8) 1:30.74 32.33	2:03.34	10.97
8	2	SANDERS Grant	FASTFL	0.68	(2) 25.92	(3) 55.28 29.36	(6) 1:29.11 33.83	2:07.66	15.29

Final C

Rank	Lane	Name	Club Code	R.T.	50m	100m	150m	Time	Time Behind
1	4	SHEFFERT Tanner	PSC	0.67	(1) 28.50	(1) 1:02.15 33.65	(1) 1:35.58 33.43	2:11.27	
2	5	OSEN Lars	UN-SN	0.64	(2) 29.00	(2) 1:02.64 33.64	(2) 1:36.83 34.19	2:13.02	1.75
3	6	CRUZ Christian	CAQ	0.67	(3) 29.52	(3) 1:04.41 34.89	(3) 1:40.64 36.23	2:18.99	7.72

Official Timekeeping by Omega





2025 TYR Pro Swim Series

Sacramento, CA

April 2 - 5



Event 114 4 APR 2025 - 5:07 PM

Men's 200m Butterfly

Final

Results

Event Number 14

Legend:

AR	American Record	R.T.	Reaction Time	US	US Open Record	WJ	World Junior Record
WR	World Record						

Official Timekeeping by Omega



FLUIDRA



OneAmerica
Financial



TOYOTA

TYR



2025 TYR Pro Swim Series

Sacramento, CA

April 2 - 5



Event 115 4 APR 2025 - 5:17 PM

Women's 50m Freestyle

Final

Results

Event Number 15

	Record	Name	NAT Code	Location	Date
WR	23.61	SJOSTROM Sarah	SWE	Fukuoka (JPN)	29 JUL 2023
AR	23.91	DOUGLASS Kate	USA	Doha (QAT)	18 FEB 2024
US	24.00	WEITZEIL Abbey	USA	Indianapolis, IN (USA)	1 JUL 2023
WJ	24.17	CURZAN Claire	USA	Cary (USA)	14 MAY 2021

Final B

Rank	Lane	Name	Club Code	R.T.	Time	Time Behind
1	4	DUNCAN Jada	UN-SN	0.57	26.07	
2	6	HOLDER Aislinn	FASTLE	0.61	26.21	0.14
3	5	HEIZER Abigail	SPAC	0.58	26.35	0.28
4	1	RENNER Miranda	TAC	0.66	26.50	0.43
5	3	SU Alison	UN-PC	0.68	26.53	0.46
6	7	KLINTEMAR Felicia	FASTLE	0.66	26.64	0.57
7	2	MOORE Madelyn	BER	0.55	26.68	0.61
8	8	BRANT Josephine	UN-SN	0.63	26.79	0.72

Final A

Rank	Lane	Name	Club Code	R.T.	Time	Time Behind
1	4	GASTALDELLO Beryl	INSEP	0.62	24.75	
2	5	DENNIS Julia	UOFL	0.64	24.79	0.04
3	6	CLARK Liberty	UN-PC	0.65	25.32	0.57
4	2	CACHOT Albane	INSEP	0.67	25.58	0.83
5	3	BERKOFF Katharine	WOLF	0.72	25.59	0.84
=6	7	SOUTHERN Kennedy	LAC	0.73	25.82	1.07
=6	8	SZWABINSKA Adrianna	FASTLE	0.63	25.82	1.07
8	1	LARSEN Faith	UN-IA	0.69	26.05	1.30

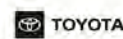
Final C

Rank	Lane	Name	Club Code	R.T.	Time	Time Behind
1	6	KAPINYA Lilla	UN-SN	0.65	26.52	
2	4	LEAR Abby	UN-IA	0.66	26.59	0.07
3	8	GOUGH Brianna	UN-SN	0.65	26.61	0.09
4	2	KING Pilar	SPAC	0.69	26.70	0.18
5	7	SCHERRER Louise	UN-PC	0.70	26.88	0.36
6	5	KOWALCHICK Callie	UN-SN	0.75	26.93	0.41
7	3	LONSDALE Lauren	SACC	0.66	27.04	0.52
8	1	FORBES Cameron	UN-PC	0.70	27.14	0.62

Legend:

= Equal rank **AR** American Record **R.T.** Reaction Time **US** US Open Record
WJ World Junior Record **WR** World Record

Official Timekeeping by Omega





2025 TYR Pro Swim Series

Sacramento, CA

April 2 - 5



Event 116 4 APR 2025 - 5:22 PM

Men's 50m Freestyle

Final

Results

Event Number 16

	Record	Name	NAT Code	Location	Date
WR	20.91	CIELO Cesar	BRA	Sao Paulo (BRA)	18 DEC 2009
AR	21.04	DRESSEL Caeleb	USA	Omaha, NE (USA)	20 JUN 2021
US	21.04	DRESSEL Caeleb	USA	Omaha, NE (USA)	20 JUN 2021
WJ	21.75	ANDREW Michael	SUN	Indianapolis (USA)	25 AUG 2017
=WJ	21.75	ANDREW Michael	SUN	Indianapolis (USA)	26 AUG 2017

Final B

Rank	Lane	Name	Club Code	R.T.	Time	Time Behind
	8	JEDBRATT Felix	LASL	0.67	23.20	
2	4	POUILLART Corentin	INSEP	0.61	23.39	0.19
3	5	IMIG Nicholas	UN-PN	0.63	23.40	0.20
4	3	OLSEN-STAVRAKAS Kent	UN-CO	0.63	23.46	0.26
5	2	RAGLAND Jordan	UN-CA	0.67	23.47	0.27
6	6	WENDT Hawkins	UN-CO	0.64	23.55	0.35
7	7	COLSMAN Hennig	UN-CO	0.67	23.74	0.54
8	1	MALHERBE Francois	UMIZ	0.66	23.82	0.62

Final A

Rank	Lane	Name	Club Code	R.T.	Time	Time Behind
=1	5	GROUSSET Maxime	INSEP	0.64	22.04	
=1	6	ANDREW Michael	SUN	0.66	22.04	
3	4	CURRY Brooks	CAL	0.63	22.27	0.23
4	3	MUHAMMAD Kamal	UN-CA	0.68	22.61	0.57
5	2	RAMADAN Youssef	VT	0.60	22.62	0.58
6	8	SOMOV Evgenii	CAL	0.70	23.05	1.01
=7	1	WILLIAMSON Maximus	LAC	0.65	23.07	1.03
=7	7	GONZALEZ CANTU Andres	IM	0.66	23.07	1.03

Final C

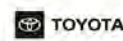
Rank	Lane	Name	Club Code	R.T.	Time	Time Behind
1	5	SOLITARIO Enzo	WAVE	0.68	23.99	
2	2	MITCHELL Stefano	MVN	0.63	24.07	0.08
3	1	CARLSON Soren	CAQ	0.65	24.28	0.29
4	3	STANISLAUS Maxwell	LAC	0.67	24.32	0.33
5	6	KINCHELOE Michael	NYAC	0.64	24.40	0.41
6	7	CARSEL Isaac	UN-SN	0.58	24.42	0.43
7	8	HUDGENS Gabe	UN-SN	0.69	24.47	0.48
8	4	LANTING Cole	UN-SN	0.62	24.58	0.59

Legend:

= Equal record and rank **AR** American Record **R.T.** Reaction Time **US** US Open Record
WJ World Junior Record **WR** World Record

DQ B-Final was overturned

Official Timekeeping by Omega





2025 TYR Pro Swim Series

Sacramento, CA

April 2 - 5



Event 117 4 APR 2025 - 5:28 PM

Women's 100m Backstroke

Final

Results

Event Number 17

	Record	Split	Name	NAT Code	Location	Date
WR	57.13	27.94	SMITH Regan	USA	Indianapolis (USA)	18 JUN 2024
AR	57.13	27.94	SMITH Regan	USA	Indianapolis, IN (USA)	18 JUN 2024
US	57.13	27.94	SMITH Regan	USA	Indianapolis, IN (USA)	18 JUN 2024
WJ	57.57	27.74	SMITH Regan	USA	Gwangju (KOR)	28 JUL 2019

Final B

Rank	Lane	Name	Club Code	R.T.	50m	Time	Time Behind
1	4	JAFFE Erica	UN-SN	0.80	(2) 31.93	1:05.13 33.20	
2	1	McGILL Alex	UN-NM	0.77	(4) 32.20	1:06.20 34.00	1.07
3	2	GEORGE Genevieve	PSC	0.67	(3) 32.11	1:06.24 34.13	1.11
4	5	ANDRUSS Lily	LAC	0.64	(6) 32.50	1:06.28 33.78	1.15
5	7	KOMASHKO Angelina	UN-PC	0.74	(7) 32.61	1:06.40 33.79	1.27
6	3	FORBES Cameron	UN-PC	0.58	(1) 31.57	1:06.49 34.92	1.36
7	6	CHANG Alexa	UN-PC	0.60	(5) 32.46	1:06.77 34.31	1.64
8	8	KOWALCHICK Callie	UN-SN	0.71	(8) 33.31	1:07.92 34.61	2.79

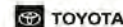
Final A

Rank	Lane	Name	Club Code	R.T.	50m	Time	Time Behind
1	6	WHITE Rhyan	WOLF	0.75	(1) 28.90	59.68 30.78	
2	4	BERKOFF Katharine	WOLF	0.59	(2) 29.08	59.69 30.61	0.01
3	5	SHACKLEY Leah	NCS	0.74	(3) 29.27	59.92 30.65	0.24
4	3	GORBENKO Anastasia	ISR	0.77	(4) 29.52	1:00.42 30.90	0.74
5	2	MARTIN Savannah-Eve	CSC	0.78	(5) 30.18	1:02.22 32.04	2.54
6	1	BUSQUETS Ella	UN-PC	0.63	(7) 30.51	1:02.53 32.02	2.85
7	7	GEORGE Amber	CSC	0.81	(6) 30.47	1:02.56 32.09	2.88
8	8	WIMBERLY Georgia	LAC	0.76	(8) 31.47	1:04.68 33.21	5.00

Final C

Rank	Lane	Name	Club Code	R.T.	50m	Time	Time Behind
1	4	SU Alison	UN-PC	0.58	(1) 31.54	1:06.20 34.66	
2	5	BIRK HOLD Elaine	UN-PC	0.67	(2) 32.87	1:09.63 36.76	3.43
3	3	YAZZIE Kaylah	UN-AZ	0.71	(3) 34.68	1:11.61 36.93	5.41

Official Timekeeping by Omega





2025 TYR Pro Swim Series

Sacramento, CA

April 2 - 5



Event 117 4 APR 2025 - 5:28 PM

Women's 100m Backstroke

Final

Results

Event Number 17

Legend:

AR	American Record	R.T.	Reaction Time	US	US Open Record	WJ	World Junior Record
WR	World Record						

Official Timekeeping by Omega



FLUIDRA



OneAmerica
Financial



TOYOTA

TYR



2025 TYR Pro Swim Series

Sacramento, CA

April 2 - 5



Event 118 4 APR 2025 - 5:35 PM

Men's 100m Backstroke

Final

Results

Event Number 18

	Record	Split	Name	NAT Code	Location	Date
WR	51.60	25.14	CECCON Thomas	ITA	Budapest (HUN)	20 JUN 2022
AR	51.85	25.13	MURPHY Ryan	USA	Rio de Janeiro (BRA)	13 AUG 2016
US	51.94	25.35	PEIRSOL Aaron	USA	Indianapolis, IN (USA)	8 JUL 2009
WJ	52.08	25.00	LIFINCEV Miron	RUS	Ekaterinburg (RUS)	28 JUL 2024

Final B

Rank	Lane	Name	Club Code	R.T.	50m	Time	Time Behind
1	5	ROMERO Michael	UN-SN	0.71	(1) 29.33	1:00.41 31.08	
2	4	CICIARELLI Max	UN-PC	0.76	(4) 29.50	1:01.59 32.09	1.18
3	2	CUTIDIOC Nikita	RYL	0.67	(3) 29.46	1:01.95 32.49	1.54
4	3	VALLE Denis	UN-SN	0.76	(2) 29.43	1:02.17 32.74	1.76
5	6	BONILLA Dylan	UN-SN	0.73	(5) 30.10	1:02.20 32.10	1.79
6	7	JIANG Tommy	UN-SN	0.69	(6) 30.91	1:03.33 32.42	2.92

Final A

Rank	Lane	Name	Club Code	R.T.	50m	Time	Time Behind
1	4	NDOYE BROUARD Yohann	INSEP	0.66	(1) 26.04	53.87 27.83	
2	6	DAHLGREN Jack	AQJT	0.76	(4) 27.74	56.82 29.08	2.95
3	5	DUVAUCHELLE Hugo	INSEP	0.78	(2) 27.59	56.85 29.26	2.98
4	3	ZAMUDIO Emi	UN-SN	0.81	(5) 28.17	57.56 29.39	3.69
5	2	ARIAS Gabo	UN-MI	0.69	(3) 27.62	57.84 30.22	3.97
6	7	IRONS Devin	PSC	0.71	(6) 28.68	59.16 30.48	5.29
7	8	CALKINS Brady	UN-SN	0.69	(8) 28.96	59.27 30.31	5.40
8	1	CONTRERAS LOPEZ Luis	IM	0.77	(7) 28.82	59.69 30.87	5.82

Legend:

AR American Record **R.T.** Reaction Time **US** US Open Record **WJ** World Junior Record
WR World Record

Official Timekeeping by Omega



FLUIDRA



OneAmerica
Financial



TOYOTA

TYR



2025 TYR Pro Swim Series

Sacramento, CA

April 2 - 5



Event 119 4 APR 2025 - 5:43 PM

Women's 200m Breaststroke

Final

Results

Event Number 19

	Record	Splits	Name	NAT Code	Location	Date
WR	2:17.55	32.13 1:07.28 1:42.47	CHIKUNOVA Evgeniia	RUS	Kazan (RUS)	21 APR 2023
AR	2:19.24	31.83 1:07.09 1:42.89	DOUGLASS Kate	USA	Paris (FRA)	8 JAN 2024
US	2:19.30	32.01 1:07.05 1:42.97	DOUGLASS Kate	USA	Knoxville, TX (USA)	13 JAN 2024
WJ	2:19.64	32.10 1:07.59 1:43.52	GUNES Viktoria Zeynep	TUR	Singapore (SGP)	30 AUG 2015

Final B

Rank	Lane	Name	Club Code	R.T.	50m	100m	150m	Time	Time Behind
1	7	ORTEGA GIL Mariana	IM	0.67	(2) 35.73	(3) 1:16.66 40.93	(3) 1:58.56 41.90	2:39.40	
2	2	COLLINS Ava	UN-SN		(1) 35.58	(1) 1:15.02 39.44	(1) 1:56.64 41.62	2:39.94	0.54
3	3	KENNEDY Irelyn	UN-SN	0.71	(3) 36.15	(2) 1:15.91 39.76	(2) 1:56.95 41.04	2:40.37	0.97
4	5	EINIO Siiri	RICE	0.69	(4) 36.61	(4) 1:18.03 41.42	(4) 1:59.16 41.13	2:41.28	1.88
5	6	BELOW Katie	UN-SN	0.74	(5) 37.01	(6) 1:18.88 41.87	(5) 2:01.49 42.61	2:44.12	4.72
6	1	FOTH Illiana	UN-SN	0.66	(6) 37.09	(5) 1:18.79 41.70	(6) 2:02.16 43.37	2:45.07	5.67
7	8	DAVIS Meagan	UN-GA	0.67	(7) 37.90	(7) 1:21.11 43.21	(7) 2:04.26 43.15	2:48.11	8.71
	4	GARRITSON Ellen	LAC					DSQ	

Final A

Rank	Lane	Name	Club Code	R.T.	50m	100m	150m	Time	Time Behind
1	5	ODGERS Isabelle	NOVA	0.75	(2) 33.86	(2) 1:12.00 38.14	(2) 1:50.33 38.33	2:28.89	
2	4	KALMAR Aliz	FRES	0.75	(1) 33.79	(3) 1:12.26 38.47	(3) 1:50.56 38.30	2:29.13	0.24
3	3	TAN Mikayla	UN-PC	0.67	(6) 34.61	(5) 1:12.79 38.18	(4) 1:51.53 38.74	2:29.45	0.56
4	6	NYSTRAND Lisa	NCS	0.72	(3) 34.01	(1) 1:11.54 37.53	(1) 1:50.21 38.67	2:30.98	2.09
5	7	CIEPLUCHA Tess	TNAQ	0.73	(4) 34.52	(4) 1:12.56 38.04	(5) 1:51.64 39.08	2:31.22	2.33
6	1	COLLINS Avery	LAC	0.63	(5) 34.57	(6) 1:12.99 38.42	(6) 1:52.59 39.60	2:33.17	4.28
7	2	SU Mia	UN-PC		(8) 35.76	(8) 1:14.27 38.51	(7) 1:53.92 39.65	2:33.77	4.88
8	8	FLOWERS Ella	UN-CA	0.66	(7) 35.35	(7) 1:14.10 38.75	(8) 1:54.83 40.73	2:35.20	6.31

Official Timekeeping by Omega





2025 TYR Pro Swim Series

Sacramento, CA

April 2 - 5



Event 119 4 APR 2025 - 5:43 PM

Women's 200m Breaststroke

Final

Results

Event Number 19

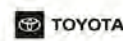
Final C

Rank	Lane	Name	Club Code	R.T.	50m	100m	150m	Time	Time Behind
1	4	RIVERA Mack	CAQ	0.62	(1) 36.44	(1) 1:18.07 41.63	(1) 2:01.02 42.95	2:44.10 43.08	
2	2	ELAYDI Lyla	SCSC	0.67	(5) 39.26	(5) 1:21.62 42.36	(3) 2:04.33 42.71	2:46.59 42.26	2.49
3	5	CENIZAL Abby	UN-SN	0.66	(3) 38.09	(3) 1:21.05 42.96	(2) 2:04.26 43.21	2:47.85 43.59	3.75
4	6	QIU Elise	BAC	0.65	(4) 38.44	(4) 1:21.35 42.91	(4) 2:04.96 43.61	2:49.15 44.19	5.05
5	3	QUIHUIZ Chloe	PSC	0.62	(2) 37.85	(2) 1:20.98 43.13	(5) 2:05.25 44.27	2:50.39 45.14	6.29

Legend:

AR American Record	DSQ Disqualified	R.T. Reaction Time	US US Open Record
WJ World Junior Record	WR World Record		

Official Timekeeping by Omega





2025 TYR Pro Swim Series

Sacramento, CA

April 2 - 5



Event 120 4 APR 2025 - 5:53 PM

Men's 200m Breaststroke

Final

Results

Event Number 20

	Record	Splits			Name	NAT Code	Location	Date
WR	2:05.48	28.53	1:00.72	1:33.36	QIN Haiyang	CHN	Fukuoka (JPN)	28 JUL 2023
AR	2:06.54	29.19	1:01.50	1:34.00	FALLON Matthew	UPN	Indianapolis, IN (USA)	19 JUN 2024
US	2:06.54	29.19	1:01.50	1:34.00	FALLON Matthew	UPN	Indianapolis, IN (USA)	19 JUN 2024
WJ	2:08.04	29.05	1:01.92	1:35.48	DONG Zhihao	CHN	Fukuoka (JPN)	28 JUL 2023

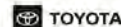
Final B

Rank	Lane	Name	Club Code	R.T.	50m	100m	150m	Time	Time Behind
1	5	AIT KACI Carl	INSEP	0.69	(6) 30.96	(4) 1:05.53 34.57	(3) 1:40.82 35.29	2:16.53	
2	4	MIKELSONS Kristaps	LAT	0.69	(2) 30.55	(1) 1:04.89 34.34	(1) 1:40.36 35.47	2:16.58	0.05
3	3	TAN Zachary	CAL	0.63	(5) 30.83	(6) 1:06.01 35.18	(4) 1:41.00 34.99	2:16.87	0.34
4	2	ANTONIAK Lars	CAL	0.59	(3) 30.58	(2) 1:05.02 34.44	(2) 1:40.46 35.44	2:17.14	0.61
5	6	KEMP Finn	UN-AZ	0.67	(4) 30.78	(5) 1:05.99 35.21	(6) 1:42.33 36.34	2:18.90	2.37
6	7	RYAN Brendan	UN-PC	0.68	(7) 32.35	(7) 1:07.84 35.49	(7) 1:43.85 36.01	2:19.88	3.35
7	1	PUENTE BUSTAMANTE Andres	AGS	0.68	(1) 30.50	(3) 1:05.42 34.92	(5) 1:42.12 36.70	2:20.21	3.68
8	8	TUCKER Julian	UN-SN	0.58	(8) 32.41	(8) 1:08.79 36.38	(8) 1:45.86 37.07	2:22.50	5.97

Final A

Rank	Lane	Name	Club Code	R.T.	50m	100m	150m	Time	Time Behind
1	4	FALLON Matthew	UPN	0.66	(4) 30.08	(3) 1:03.35 33.27	(2) 1:36.36 33.01	2:09.58	
2	5	COLL MARTI Carles	VT	0.61	(1) 28.98	(1) 1:01.82 32.84	(1) 1:35.11 33.29	2:10.25	0.67
3	2	PETRASHOV Denis	UOFL	0.70	(5) 30.15	(5) 1:04.41 34.26	(4) 1:38.33 33.92	2:12.33	2.75
4	3	POUCH Aj	PRVT	0.63	(3) 29.98	(2) 1:03.05 33.07	(3) 1:37.37 34.32	2:13.12	3.54
5	7	FISCHER Brandon	TRIV	0.70	(6) 30.16	(6) 1:04.64 34.48	(6) 1:40.08 35.44	2:15.57	5.99
6	6	CHAN Junhao	UN-CA	0.66	(2) 29.95	(4) 1:03.85 33.90	(5) 1:39.64 35.79	2:16.27	6.69
7	1	ROMANOV Pavel	UN-CA	0.68	(7) 30.49	(7) 1:05.35 34.86	(7) 1:41.11 35.76	2:18.80	9.22
8	8	SANDERS Grant	FASTFL	0.68	(8) 31.14	(8) 1:05.92 34.78	(8) 1:42.73 36.81	2:19.58	10.00

Official Timekeeping by Omega





2025 TYR Pro Swim Series

Sacramento, CA

April 2 - 5



Event 120 4 APR 2025 - 5:53 PM

Men's 200m Breaststroke

Final

Results

Event Number 20

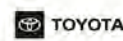
Final C

Rank	Lane	Name	Club Code	R.T.	50m	100m	150m	Time	Time Behind
1	6	RAGLAND Jordan	UN-CA	0.73	(6) 32.55	(6) 1:08.89 36.34	(4) 1:45.04 36.15	2:20.17 35.13	
2	4	BROWN Sam	CSC	0.68	(1) 30.93	(2) 1:06.62 35.69	(1) 1:42.74 36.12	2:21.00 38.26	0.83
3	1	LOPEZ Cruz	UN-SN	0.67	(5) 32.05	(5) 1:08.02 35.97	(5) 1:45.36 37.34	2:22.06 36.70	1.89
4	7	CHARLES Kota	UN-SN	0.69	(8) 32.97	(7) 1:09.29 36.32	(7) 1:46.01 36.72	2:22.36 36.35	2.19
5	5	HUGHES Hara	CSC	0.62	(3) 31.30	(3) 1:07.59 36.29	(3) 1:44.84 37.25	2:22.83 37.99	2.66
6	2	CEPEDA BALBOA Guillermo	IM	0.61	(4) 31.78	(4) 1:08.01 36.23	(6) 1:45.52 37.51	2:24.04 38.52	3.87
7	8	CHRISTIANSON Tyler	UN-IN	0.60	(2) 31.23	(1) 1:06.58 35.35	(2) 1:44.28 37.70	2:24.21 39.93	4.04
8	3	CRUZ MARTINEZ Bruno	IM	0.67	(7) 32.58	(8) 1:10.13 37.55	(8) 1:47.07 36.94	2:24.91 37.84	4.74

Legend:

AR American Record R.T. Reaction Time US US Open Record WJ World Junior Record
 WR World Record

Official Timekeeping by Omega





2025 TYR Pro Swim Series

Sacramento, CA

April 2 - 5



Event 121 4 APR 2025 - 6:03 PM

Women's 50m Butterfly

Final

Results

Event Number 21

	Record	Name	NAT Code	Location	Date
WR	24.43	SJOSTROM Sarah	SWE	Boras (SWE)	5 JUL 2014
AR	25.11	WALSH Gretchen	USA	Indianapolis, IN (USA)	28 JUN 2023
US	25.11	WALSH Gretchen	USA	Indianapolis, IN (USA)	28 JUN 2023
WJ	25.46	IKEE Rikako	JPN	Indianapolis (USA)	26 AUG 2017

Final B

Rank	Lane	Name	Club Code	R.T.	Time	Time Behind
1	1	CLARK Liberty	UN-PC	0.64	27.84	
2	4	MOORE Madelyn	BER	0.59	27.90	0.06
3	3	SOUTHERN Kennedy	LAC	0.71	28.09	0.25
4	2	SCHERRER Louise	UN-PC	0.70	28.24	0.40
=5	5	BAUTISTA Ava	UN-SN	0.67	28.38	0.54
=5	6	BUSQUETS Ella	UN-PC	0.65	28.38	0.54
7	8	GEORGE Genevieve	PSC	0.60	28.55	0.71
8	7	HEIZER Abigail	SPAC	0.55	28.57	0.73

Final A

Rank	Lane	Name	Club Code	R.T.	Time	Time Behind
1	4	OUEHAND Vanessa	CSC	0.74	25.94	
2	5	SHACKLEY Leah	NCS	0.68	26.61	0.67
3	3	HAYON Arielle	RICE	0.67	26.88	0.94
4	6	KLINTEMAR Felicia	FASTLE	0.67	27.09	1.15
5	2	DENNIS Julia	UOFL	0.65	27.36	1.42
6	1	RENNER Miranda	TAC	0.67	27.41	1.47
7	8	LARSEN Faith	UN-IA	0.71	27.62	1.68
8	7	BRANT Josephine	UN-SN	0.56	27.92	1.98

Final C

Rank	Lane	Name	Club Code	R.T.	Time	Time Behind
1	3	KAPINYA Lilla	UN-SN	0.69	28.70	
2	8	GARRITSON Ellen	LAC	0.72	28.87	0.17
3	2	LANDERS Abigail	UN-SN	0.58	28.88	0.18
4	4	HEIT Ellie	UN-PC	0.69	28.94	0.24
5	1	KING Pilar	SPAC	0.73	29.05	0.35
6	7	PARKINSON Lexi	UN-PC	0.70	29.20	0.50
7	5	CORDER Sophia	UN-NM	0.69	29.44	0.74
8	6	MACKAY Sophi	UN-PC	0.68	29.59	0.89

Legend:

= Equal rank **AR** American Record **R.T.** Reaction Time **US** US Open Record
WJ World Junior Record **WR** World Record

Official Timekeeping by Omega





2025 TYR Pro Swim Series

Sacramento, CA

April 2 - 5



Event 122 4 APR 2025 - 6:08 PM

Men's 50m Butterfly

Final

Results

Event Number 22

	Record	Name	NAT Code	Location	Date
WR	22.27	GOVOROV Andrii	UKR	Rome (ITA)	1 JUL 2018
AR	22.35	DRESSEL Caeleb	USA	Gwangju (KOR)	22 JUL 2019
US	22.84	DRESSEL Caeleb	USA	Greensboro, NC (USA)	27 APR 2022
WJ	22.96	RIBEIRO Diogo Matos	POR	Lima (PER)	3 SEP 2022

Final B

Rank	Lane	Name	Club Code	R.T.	Time	Time Behind
1	5	SOLITARIO Enzo	WAVE	0.66	24.92	
2	4	SOMOV Evgenii	CAL	0.69	24.95	0.03
3	7	LANTING Cole	UN-SN	0.63	24.98	0.06
4	3	JEDBRATT Felix	LASL	0.68	25.11	0.19
5	6	WILLIAMSON Maximus	LAC	0.66	25.17	0.25
6	2	RICHARDSON Peyton	RA-IL	0.63	25.42	0.50
7	1	CECCO Mark	CAQ	0.63	26.01	1.09
	8	ZIMMERMAN Jacob	UN-CC		DNS	

Final A

Rank	Lane	Name	Club Code	R.T.	Time	Time Behind
1	4	GROUSSET Maxime	INSEP	0.64	23.12	
2	5	ANDREW Michael	SUN	0.67	23.65	0.53
3	2	DUMESNIL Ethan	INSEP	0.64	23.96	0.84
=4	3	MUHAMMAD Kamal	UN-CA	0.67	24.01	0.89
=4	6	RAMADAN Youssef	VT	0.59	24.01	0.89
6	7	HA Brandon	UN-SN	0.61	24.57	1.45
7	1	OLSEN-STAVRAKAS Kent	UN-CO	0.62	24.65	1.53
8	8	STANISLAUS Maxwell	LAC	0.68	24.69	1.57

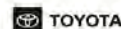
Final C

Rank	Lane	Name	Club Code	R.T.	Time	Time Behind
1	7	CARLSON Soren	CAQ	0.65	25.52	
2	6	TITLEY William	UN-SN	0.72	25.59	0.07
3	4	WENDT Hawkins	UN-CO	0.67	26.05	0.53
4	2	FAUT Cole	PSC	0.62	26.11	0.59
5	5	COLLINS Aidan	UN-SN	0.61	26.19	0.67
6	3	CARSEL Isaac	UN-SN	0.60	26.21	0.69
7	1	MITCHELL Stefano	MVN	0.65	26.23	0.71
8	8	GONZALEZ CANTU Andres	IM	0.71	26.79	1.27

Legend:

= Equal rank **AR** American Record **DNS** Did Not Start **R.T.** Reaction Time
US US Open Record **WJ** World Junior Record **WR** World Record

Official Timekeeping by Omega





2025 TYR Pro Swim Series

Sacramento, CA

April 2 - 5



Event 123 4 APR 2025 - 6:13 PM

Women's 400m Freestyle

Final

Results

Event Number 23

	Record	Splits	Name	NAT Code	Location	Date
WR	3:55.38	56.92 1:56.94 2:56.90	TITMUS Ariarne	AUS	Fukuoka (JPN)	23 JUL 2023
AR	3:56.46	57.05 1:57.11 2:57.62	LEDECKY Katie	USA	Rio de Janeiro (BRA)	7 AUG 2016
US	3:57.94	57.07 1:57.70 2:58.15	LEDECKY Katie	USA	Indianapolis, IN (USA)	17 MAY 2018
WJ	3:56.08	56.46 1:55.91 2:55.84	McINTOSH Summer	CAN	Toronto (CAN)	28 MAR 2023

Final B

Rank	Lane	Name	Club Code	R.T.	Time	Time Behind	
1	3	LONSDALE Lauren	SACC	0.69	4:21.10		
50m (1) 29.49	100m (1) 1:02.20 32.71	150m (1) 1:35.26 33.06	200m (1) 2:08.88 33.62	250m (1) 2:42.30 33.42	300m (1) 3:15.78 33.48	350m (1) 3:48.96 33.18	32.14
2	5	SU Mia	UN-PC	0.71	4:25.65	4.55	
50m (8) 31.45	100m (4) 1:03.79 33.58	150m (3) 1:37.83 32.80	200m (3) 2:11.01 33.18	250m (2) 2:44.36 33.35	300m (2) 3:18.39 34.03	350m (2) 3:52.05 33.66	33.60
3	2	LUISETTI Elaine	NSS		4:29.16	8.06	
50m (4) 30.66	100m (4) 1:03.79 33.13	150m (5) 1:37.88 34.09	200m (4) 2:11.90 34.02	250m (4) 2:46.87 34.97	300m (4) 3:21.40 34.53	350m (4) 3:56.35 34.95	32.81
4	4	MILKIE Charlotte	UN-CA	0.59	4:30.15	9.05	
50m (2) 29.87	100m (2) 1:02.84 32.97	150m (2) 1:36.27 33.43	200m (2) 2:10.37 34.10	250m (3) 2:44.89 34.52	300m (3) 3:19.97 35.08	350m (3) 3:55.42 35.45	34.73
5	6	SYMINGTON Lelia	PSC	0.73	4:31.99	10.89	
50m (5) 30.85	100m (5) 1:04.88 34.03	150m (6) 1:39.60 34.72	200m (7) 2:14.60 35.00	250m (6) 2:49.02 34.42	300m (6) 3:23.90 34.88	350m (6) 3:58.91 35.01	33.08
6	8	GOUGH Brianna	UN-SN	0.62	4:32.74	11.64	
50m (3) 30.23	100m (3) 1:03.26 33.03	150m (4) 1:37.86 34.60	200m (5) 2:13.08 35.22	250m (5) 2:48.46 35.38	300m (5) 3:23.48 35.02	350m (5) 3:58.83 35.35	33.91
7	7	BROUGHTON Ellie	UN-NM	0.76	4:33.26	12.16	
50m (7) 31.19	100m (8) 1:05.11 33.92	150m (7) 1:39.72 34.61	200m (6) 2:14.42 34.70	250m (7) 2:49.23 34.81	300m (7) 3:24.24 35.01	350m (7) 3:59.20 34.96	34.06
8	1	KALMAR Laura	FRES	0.81	4:43.25	22.15	
50m (6) 30.89	100m (6) 1:04.91 34.02	150m (8) 1:40.67 35.76	200m (8) 2:16.65 35.98	250m (8) 2:53.23 36.58	300m (8) 3:30.43 37.20	350m (8) 4:06.68 36.25	36.57

Final A

Rank	Lane	Name	Club Code	R.T.	Time	Time Behind	
1	4	THOMAS Eve	CSC	0.68	4:11.64		
50m (1) 29.68	100m (1) 1:01.41 31.73	150m (1) 1:32.77 31.36	200m (1) 2:04.57 31.80	250m (1) 2:36.58 32.01	300m (1) 3:08.71 32.13	350m (1) 3:40.50 31.79	31.14
2	5	McDEVITT Alexa	UN-PN	0.70	4:15.87	4.23	
50m (3) 29.74	100m (2) 1:02.08 32.34	150m (2) 1:34.32 32.24	200m (2) 2:07.01 32.69	250m (2) 2:39.33 32.32	300m (2) 3:11.95 32.62	350m (2) 3:44.04 32.09	31.83
3	3	DYSON Ella	RICE	0.75	4:17.83	6.19	
50m (5) 30.26	100m (4) 1:02.60 32.34	150m (3) 1:35.14 32.54	200m (3) 2:07.88 32.74	250m (3) 2:40.49 32.61	300m (3) 3:13.21 32.72	350m (3) 3:45.98 32.77	31.85
4	7	ELIZONDO CABRERA Fernanda	RNM	0.61	4:19.39	7.75	
50m (4) 30.10	100m (5) 1:02.85 32.75	150m (5) 1:35.76 32.91	200m (5) 2:09.06 33.30	250m (5) 2:42.17 33.11	300m (5) 3:15.34 33.17	350m (4) 3:47.87 32.53	31.52
5	6	BATBAYAR Huska	UNEV	0.75	4:21.11	9.47	
50m (2) 29.71	100m (3) 1:02.32 32.61	150m (4) 1:35.43 33.11	200m (4) 2:08.39 32.96	250m (4) 2:41.55 33.16	300m (4) 3:15.05 33.50	350m (5) 3:48.51 33.46	32.60
6	2	ROSEVOLD Kingsley	UN-SN		4:25.25	13.61	
50m (6) 30.41	100m (6) 1:03.20 32.79	150m (6) 1:36.86 33.66	200m (6) 2:10.44 33.58	250m (6) 2:44.65 34.21	300m (6) 3:18.51 33.86	350m (7) 3:52.71 34.20	32.54
7	1	ANDRUSS Lily	LAC	0.74	4:25.30	13.66	
50m (7) 30.74	100m (8) 1:03.94 33.20	150m (7) 1:37.83 33.89	200m (7) 2:11.66 33.83	250m (7) 2:44.78 33.12	300m (7) 3:18.55 33.77	350m (6) 3:52.50 33.95	32.80
8	8	ARZAVE Juli	TAC	0.79	4:30.04	18.40	
50m (8) 30.90	100m (7) 1:03.60 32.70	150m (8) 1:37.86 34.26	200m (8) 2:11.81 33.95	250m (8) 2:46.87 35.06	300m (8) 3:21.30 34.43	350m (8) 3:56.47 35.17	33.57

Official Timekeeping by Omega





2025 TYR Pro Swim Series

Sacramento, CA

April 2 - 5



Event 123 4 APR 2025 - 6:13 PM

Women's 400m Freestyle

Final

Results

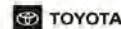
Event Number 23

Final C

Rank	Lane	Name	Club Code	R.T.	Time	Time Behind
1	4	EYRICH Chloe	UN-SN	0.70	4:32.17	
50m (1) 31.05	100m (1) 1:05.25 34.20	150m (2) 1:40.13 34.88	200m (2) 2:15.26 35.13	250m (2) 2:50.17 34.91	300m (1) 3:24.80 34.63	350m (1) 3:58.74 33.94
2	5	CLEMENS Maggie	UN-SN	0.80	4:34.14	1.97
50m (2) 31.26	100m (2) 1:05.39 34.13	150m (1) 1:40.03 34.64	200m (1) 2:15.17 35.14	250m (1) 2:50.07 34.90	300m (2) 3:25.36 35.29	350m (2) 3:59.78 34.42

Legend:	AR American Record	R.T. Reaction Time	US US Open Record	WJ World Junior Record
	WR World Record			

Official Timekeeping by Omega





2025 TYR Pro Swim Series

Sacramento, CA

April 2 - 5



Event 124 4 APR 2025 - 6:27 PM

Men's 400m Freestyle

Final

Results

Event Number 24

	Record	Splits	Name	NAT Code	Location	Date
WR	3:40.07	54.42 1:51.02 2:47.17	BIEDERMANN Paul	GER	Rome (ITA)	26 JUL 2009
AR	3:42.78	54.86 1:51.91 2:48.07	JENSEN Larsen	USA	Beijing (CHN)	10 AUG 2008
US	3:43.53	54.67 1:51.14 2:47.52	JENSEN Larsen	USA	Omaha, NE (USA)	29 JUN 2008
WJ	3:44.31	54.31 1:51.00 2:47.91	MITSIN Petar	BUL	Belgrade (SRB)	9 JUL 2023

Final B

Rank	Lane	Name	Club Code	R.T.	Time	Time Behind	
1	7	HAMBLYN-OUGH Larn	CSC	0.75	4:01.81		
50m (7) 28.32	100m (6) 59.01 30.89	150m (4) 1:29.86 30.85	200m (1) 2:00.70 30.84	250m (1) 2:31.27 30.57	300m (1) 3:02.30 31.03	350m (1) 3:32.62 30.32	29.19
2	4	IRONS Devin	PSC	0.71	4:06.60	4.79	
50m (1) 27.47	100m (2) 57.88 30.41	150m (2) 1:29.53 31.65	200m (3) 2:01.70 32.17	250m (3) 2:33.52 31.82	300m (4) 3:05.95 32.43	350m (4) 3:37.03 31.08	29.57
3	3	POWER Zach	LAKE	0.69	4:06.62	4.81	
50m (5) 28.02	100m (7) 59.10 31.08	150m (7) 1:30.59 31.49	200m (=6) 2:02.37 31.78	250m (5) 2:33.83 31.46	300m (5) 3:06.03 32.20	350m (3) 3:36.96 30.93	29.66
4	2	CECCO Mark	CAQ	0.64	4:06.93	5.12	
50m (3) 27.85	100m (5) 58.86 31.01	150m (6) 1:30.43 31.57	200m (=6) 2:02.37 31.94	250m (6) 2:34.37 32.00	300m (6) 3:06.15 31.78	350m (5) 3:37.18 31.03	29.75
5	6	PELLICANO Avery	UN-SN	0.59	4:08.01	6.20	
50m (6) 28.17	100m (4) 58.79 30.62	150m (5) 1:29.90 31.11	200m (4) 2:01.72 31.82	250m (2) 2:33.33 31.61	300m (2) 3:05.20 31.87	350m (2) 3:36.83 31.63	31.18
6	5	JONES Owen	UN-SN	0.66	4:09.09	7.28	
50m (4) 27.90	100m (3) 58.56 30.66	150m (3) 1:29.75 31.19	200m (5) 2:01.82 32.07	250m (4) 2:33.68 31.86	300m (3) 3:05.88 32.20	350m (6) 3:37.66 31.78	31.43
7	8	RIDOSKO Nathanael	TRIV	0.65	4:12.68	10.87	
50m (2) 27.80	100m (1) 57.69 29.89	150m (1) 1:29.24 31.55	200m (2) 2:01.29 32.05	250m (7) 2:34.93 33.64	300m (7) 3:08.06 33.13	350m (7) 3:41.34 33.28	31.34
8	1	EICHLER Karsten	PSC	0.70	4:16.09	14.28	
50m (8) 28.79	100m (8) 1:00.08 31.29	150m (8) 1:31.89 31.81	200m (8) 2:04.24 32.35	250m (8) 2:36.86 32.62	300m (8) 3:09.94 33.08	350m (8) 3:43.24 33.30	32.85

Final A

Rank	Lane	Name	Club Code	R.T.	Time	Time Behind	
1	4	SHORT Samuel	AUS	0.63	3:43.84		
50m (1) 25.93	100m (1) 53.83 27.90	150m (1) 1:21.67 27.84	200m (1) 1:49.99 28.32	250m (1) 2:18.53 28.54	300m (1) 2:47.16 28.63	350m (1) 3:15.66 28.50	28.18
2	5	ENYEART Alec	TST-MV	0.71	3:49.69	5.85	
50m (6) 26.86	100m (3) 55.83 28.97	150m (3) 1:25.02 29.19	200m (3) 1:54.32 29.30	250m (3) 2:23.37 29.05	300m (3) 2:52.49 29.12	350m (3) 3:21.71 29.22	27.98
3	3	SIBIRTSEV Iliia	UZB	0.63	3:49.77	5.93	
50m (5) 26.77	100m (2) 55.42 28.65	150m (2) 1:24.24 28.82	200m (2) 1:53.37 29.13	250m (2) 2:22.50 29.13	300m (2) 2:51.77 29.27	350m (2) 3:21.35 29.58	28.42
4	6	FUCHS Roman	INSEP	0.62	3:55.10	11.26	
50m (2) 26.52	100m (5) 55.88 29.36	150m (5) 1:25.60 29.72	200m (5) 1:55.73 30.13	250m (5) 2:25.84 30.11	300m (4) 2:56.10 30.26	350m (4) 3:26.79 30.69	28.31
5	7	GIULIANI Maximillian	AUS	0.68	3:57.06	13.22	
50m (4) 26.58	100m (4) 55.84 29.26	150m (4) 1:25.25 29.41	200m (4) 1:55.28 30.03	250m (4) 2:25.54 30.26	300m (5) 2:56.21 30.67	350m (5) 3:27.17 30.96	29.89
6	2	KURAKIN Ivan	TAC	0.67	3:59.80	15.96	
50m (3) 26.54	100m (6) 55.94 29.40	150m (6) 1:25.97 30.03	200m (6) 1:56.88 30.91	250m (6) 2:28.30 31.42	300m (6) 2:59.71 31.41	350m (6) 3:30.23 30.52	29.57
7	1	FARKAS Oskar	UTAH	0.80	4:03.58	19.74	
50m (8) 27.73	100m (8) 57.69 29.96	150m (8) 1:28.37 30.68	200m (7) 1:59.54 31.17	250m (7) 2:30.47 30.93	300m (7) 3:01.57 31.10	350m (7) 3:33.24 31.67	30.34
8	8	CHOCHOLATY Tomas	UTAH	0.70	4:09.06	25.22	
50m (7) 27.39	100m (7) 57.34 29.95	150m (7) 1:28.26 30.92	200m (8) 1:59.82 31.56	250m (8) 2:32.20 32.38	300m (8) 3:04.44 32.24	350m (8) 3:37.60 33.16	31.46

Legend:

= Equal rank **AR** American Record **R.T.** Reaction Time **US** US Open Record
WJ World Junior Record **WR** World Record

Official Timekeeping by Omega





2025 TYR Pro Swim Series

Sacramento, CA

April 2 - 5



Event 125 5 APR 2025 - 5:00 PM

Women's 1500m Freestyle

Results Summary

Event Number 25

	Record	Splits					Name	NAT Code	Location	Date
WR	15:20.48	58.50	2:00.25	4:04.88	8:11.70	LEDECKY Katie	USA	Indianapolis (USA)	16 MAY 2018	
AR	15:20.48	58.50	2:00.25	4:04.88	8:11.70	LEDECKY Katie	USA	Indianapolis (USA)	16 MAY 2018	
US	15:20.48	58.50	2:00.25	4:04.88	8:11.70	LEDECKY Katie	USA	Indianapolis, IN (USA)	16 MAY 2018	
WJ	15:28.36	59.34	2:01.85	4:06.57	8:16.90	LEDECKY Katie	USA	Gold Coast (AUS)	24 AUG 2014	

Rank	Heat	Lane	Name	Club Code	Year of Birth	R.T.	Time	Time Behind
1	2	5	THOMAS Eve	CSC	2001	0.73	16:30.48	
	50m 30.32	100m 1:02.50	150m 1:35.69	200m 2:08.84	250m 2:42.24	300m 3:15.47	350m 3:48.57	400m 4:21.80
		32.18	33.19	33.15	33.40	33.23	33.10	33.23
	450m 4:54.70	500m 5:27.75	550m 6:01.08	600m 6:34.13	650m 7:06.90	700m 7:39.99	750m 8:12.94	800m 8:46.16
	32.90	33.05	33.33	33.05	32.77	33.09	32.95	33.22
	850m 9:19.02	900m 9:52.60	950m 10:26.11	1000m 10:59.46	1050m 11:32.90	1100m 12:06.56	1150m 12:39.91	1200m 13:13.59
	32.86	33.58	33.51	33.35	33.44	33.66	33.35	33.68
	1250m 13:46.74	1300m 14:20.35	1350m 14:53.20	1400m 15:26.44	1450m 15:58.83			
	33.15	33.61	32.85	33.24	32.39	31.65		
2	2	4	JACKL Vivien	HUN	◆ 2008	0.72	16:40.28	9.80
	50m 29.90	100m 1:02.42	150m 1:35.52	200m 2:08.78	250m 2:42.26	300m 3:15.87	350m 3:49.39	400m 4:22.74
		32.52	33.10	33.26	33.48	33.61	33.52	33.35
	450m 4:56.45	500m 5:29.94	550m 6:03.39	600m 6:36.90	650m 7:10.55	700m 7:44.36	750m 8:18.07	800m 8:52.03
	33.71	33.49	33.45	33.51	33.65	33.81	33.71	33.96
	850m 9:25.64	900m 9:59.24	950m 10:32.98	1000m 11:06.94	1050m 11:40.23	1100m 12:14.06	1150m 12:47.63	1200m 13:21.29
	33.61	33.60	33.74	33.96	33.29	33.83	33.57	33.66
	1250m 13:54.79	1300m 14:28.75	1350m 15:02.29	1400m 15:36.14	1450m 16:09.00			
	33.50	33.96	33.54	33.85	32.86	31.28		
3	2	3	DYSON Ella	RICE	2004	0.75	16:43.59	13.11
	50m 30.71	100m 1:03.28	150m 1:36.56	200m 2:09.73	250m 2:43.07	300m 3:16.60	350m 3:50.09	400m 4:23.59
		32.57	33.28	33.17	33.34	33.53	33.49	33.50
	450m 4:56.99	500m 5:30.61	550m 6:04.26	600m 6:37.97	650m 7:11.70	700m 7:45.54	750m 8:19.17	800m 8:52.81
	33.40	33.62	33.65	33.71	33.73	33.84	33.63	33.64
	850m 9:26.41	900m 10:00.30	950m 10:33.90	1000m 11:07.68	1050m 11:41.25	1100m 12:15.08	1150m 12:48.74	1200m 13:22.64
	33.60	33.89	33.60	33.78	33.57	33.83	33.66	33.90
	1250m 13:56.22	1300m 14:29.88	1350m 15:03.30	1400m 15:36.95	1450m 16:10.54			
	33.58	33.66	33.42	33.65	33.59	33.05		
4	2	2	GWINN Applejean	SAND	2006	0.72	17:10.13	39.65
	50m 31.25	100m 1:04.85	150m 1:38.63	200m 2:12.73	250m 2:46.46	300m 3:20.60	350m 3:54.32	400m 4:28.81
		33.60	33.78	34.10	33.73	34.14	33.72	34.49
	450m 5:02.92	500m 5:37.15	550m 6:11.84	600m 6:46.18	650m 7:20.44	700m 7:54.62	750m 8:29.32	800m 9:03.93
	34.11	34.23	34.69	34.34	34.26	34.18	34.70	34.61
	850m 9:38.42	900m 10:13.14	950m 10:47.74	1000m 11:22.94	1050m 11:57.55	1100m 12:32.56	1150m 13:07.10	1200m 13:41.98
	34.49	34.72	34.60	35.20	34.61	35.01	34.54	34.88
	1250m 14:17.15	1300m 14:51.91	1350m 15:26.92	1400m 16:01.80	1450m 16:36.55			
	35.17	34.76	35.01	34.88	34.75	33.58		
5	1	3	ROSEVOLD Kingsley	UN-SN	◆ 2008	0.77	17:33.52	1:03.04
	50m 31.96	100m 1:06.34	150m 1:41.37	200m 2:16.27	250m 2:51.23	300m 3:26.11	350m 4:01.42	400m 4:36.17
		34.38	35.03	34.90	34.96	34.88	35.31	34.75
	450m 5:11.56	500m 5:46.64	550m 6:22.07	600m 6:57.12	650m 7:32.45	700m 8:07.77	750m 8:43.25	800m 9:18.56
	35.39	35.08	35.43	35.05	35.33	35.32	35.48	35.31
	850m 9:53.98	900m 10:29.54	950m 11:05.00	1000m 11:40.55	1050m 12:16.11	1100m 12:52.29	1150m 13:28.05	1200m 14:03.60
	35.42	35.56	35.46	35.55	35.56	36.18	35.76	35.55
	1250m 14:39.38	1300m 15:14.94	1350m 15:50.26	1400m 16:25.21	1450m 17:00.01			
	35.78	35.56	35.32	34.95	34.80	33.51		
6	2	6	ARZAVE Juli	TAC	2001	0.79	17:45.48	1:15.00
	50m 31.90	100m 1:05.92	150m 1:40.95	200m 2:15.97	250m 2:51.10	300m 3:25.95	350m 4:01.29	400m 4:36.24
		34.02	35.03	35.02	35.13	34.85	35.34	34.95
	450m 5:11.17	500m 5:46.91	550m 6:22.41	600m 6:57.33	650m 7:32.90	700m 8:08.59	750m 8:44.58	800m 9:20.15
	34.93	35.74	35.50	34.92	35.57	35.69	35.99	35.57
	850m 9:56.65	900m 10:32.52	950m 11:09.26	1000m 11:45.43	1050m 12:21.98	1100m 12:58.18	1150m 13:34.74	1200m 14:10.81
	36.50	35.87	36.74	36.17	36.55	36.20	36.56	36.07
	1250m 14:47.58	1300m 15:23.45	1350m 16:00.06	1400m 16:36.12	1450m 17:11.29			
	36.77	35.87	36.61	36.06	35.17	34.19		

Official Timekeeping by Omega





2025 TYR Pro Swim Series

Sacramento, CA

April 2 - 5



Event 125 5 APR 2025 - 5:00 PM

Women's 1500m Freestyle

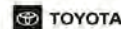
Results Summary

Event Number 25

Rank	Heat	Lane	Name	Club Code	Year of Birth	R.T.	Time	Time Behind
7	2	1	DIVIS Martina	SDSA	2006	0.77	17:45.71	1:15.23
	50m 31.38	100m 1:06.08	150m 1:41.14	200m 2:17.30	250m 2:53.51	300m 3:29.79	350m 4:05.66	400m 4:42.53
		34.70	35.06	36.16	36.21	36.28	35.87	36.87
	450m 5:18.47	500m 5:54.53	550m 6:30.32	600m 7:05.58	650m 7:41.23	700m 8:16.76	750m 8:52.27	800m 9:27.79
	35.94	36.06	35.79	35.26	35.65	35.53	35.51	35.52
	850m 10:03.23	900m 10:38.85	950m 11:14.43	1000m 11:49.79	1050m 12:25.66	1100m 13:01.74	1150m 13:37.85	1200m 14:13.33
	35.44	35.62	35.58	35.36	35.87	36.08	36.11	35.48
	1250m 14:49.35	1300m 15:25.29	1350m 16:01.33	1400m 16:36.88	1450m 17:12.24			
	36.02	35.94	36.04	35.55	35.36	33.47		
8	2	7	GEORGE Heidi	UN-MN	1976	0.81	17:45.82	1:15.34
	50m 33.25	100m 1:07.89	150m 1:43.07	200m 2:18.20	250m 2:53.86	300m 3:29.26	350m 4:05.11	400m 4:40.46
		34.64	35.18	35.13	35.66	35.40	35.85	35.35
	450m 5:16.46	500m 5:51.90	550m 6:27.75	600m 7:04.23	650m 7:39.35	700m 8:14.85	750m 8:50.71	800m 9:26.44
	36.00	35.44	35.85	35.48	36.12	35.50	35.86	35.73
	850m 10:02.56	900m 10:38.14	950m 11:14.50	1000m 11:50.16	1050m 12:26.33	1100m 13:02.02	1150m 13:38.11	1200m 14:13.58
	36.12	35.58	36.36	35.66	36.17	35.69	36.09	35.47
	1250m 14:49.69	1300m 15:25.15	1350m 16:00.93	1400m 16:36.52	1450m 17:12.14			
	36.11	35.46	35.78	35.59	35.62	33.68		
9	1	5	SYMINGTON Lelia	PSC	2006	0.71	17:56.85	1:26.37
	50m 31.29	100m 1:06.16	150m 1:41.38	200m 2:16.93	250m 2:52.21	300m 3:28.06	350m 4:04.32	400m 4:40.61
		34.87	35.22	35.55	35.28	35.85	36.26	36.29
	450m 5:16.60	500m 5:52.56	550m 6:28.76	600m 7:04.99	650m 7:41.31	700m 8:17.96	750m 8:54.75	800m 9:31.19
	35.99	35.96	36.20	36.23	36.32	36.65	36.79	36.44
	850m 10:07.36	900m 10:43.62	950m 11:20.00	1000m 11:56.21	1050m 12:32.53	1100m 13:09.18	1150m 13:45.43	1200m 14:21.94
	36.17	36.26	36.38	36.21	36.32	36.65	36.25	36.51
	1250m 14:58.29	1300m 15:34.52	1350m 16:10.50	1400m 16:46.46	1450m 17:22.63			
	36.35	36.23	35.98	35.96	36.17	34.22		
10	1	4	BROUGHTON Ellie	UN-NM	2006	0.69	18:00.98	1:30.50
	50m 31.67	100m 1:06.30	150m 1:41.38	200m 2:16.98	250m 2:52.62	300m 3:28.48	350m 4:04.49	400m 4:40.42
		34.63	35.08	35.60	35.64	35.86	36.01	35.93
	450m 5:16.43	500m 5:52.51	550m 6:28.77	600m 7:04.88	650m 7:41.30	700m 8:17.81	750m 8:54.25	800m 9:30.50
	36.01	36.08	36.26	36.11	36.42	36.51	36.44	36.25
	850m 10:07.03	900m 10:43.67	950m 11:20.24	1000m 11:56.77	1050m 12:33.05	1100m 13:09.59	1150m 13:45.95	1200m 14:22.34
	36.53	36.64	36.57	36.53	36.28	36.54	36.36	36.39
	1250m 14:59.14	1300m 15:35.60	1350m 16:12.30	1400m 16:48.91	1450m 17:25.45			
	36.80	36.46	36.70	36.61	36.54	35.53		
11	2	8	KALMAR Laura	FRES	2002		DNS	

Legend:							
◆	Junior swimmer	AR	American Record	DNS	Did Not Start	R.T.	Reaction Time
US	US Open Record	WJ	World Junior Record	WR	World Record		

Official Timekeeping by Omega





2025 TYR Pro Swim Series

Sacramento, CA

April 2 - 5



Event 126 5 APR 2025 - 5:18 PM

Men's 1500m Freestyle

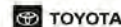
Results Summary

Event Number 26

	Record	Splits				Name	NAT Code	Location	Date
WR	14:30.67	55.47	1:53.59	3:50.38	7:45.18	FINKE Bobby	USA	Paris (FRA)	4 AUG 2024
AR	14:30.67	55.47	1:53.59	3:50.38	7:45.18	FINKE Bobby	USA	Paris (FRA)	4 AUG 2024
US	14:40.28	55.65	1:54.21	3:52.46	7:48.80	FINKE Bobby	USA	Indianapolis, IN (USA)	23 JUN 2024
WJ	14:41.22	56.21	1:55.37	3:54.00	7:50.74	TUNCELLI Kuzey	TUR	Paris (FRA)	4 AUG 2024

Rank	Heat	Lane	Name	Club Code	Year of Birth	R.T.	Time	Time Behind
1	1	4	SHORT Samuel	AUS	2003	0.64	15:03.87	
	50m 27.83	100m 58.11	150m 1:28.16	200m 1:58.80	250m 2:29.05	300m 2:59.59	350m 3:29.79	400m 4:00.42
		30.28	30.05	30.64	30.25	30.54	30.20	30.63
	450m 4:30.93	500m 5:01.67	550m 5:32.20	600m 6:02.66	650m 6:33.19	700m 7:03.39	750m 7:33.65	800m 8:04.47
	30.51	30.74	30.53	30.46	30.53	30.20	30.26	30.82
	850m 8:34.62	900m 9:05.23	950m 9:35.87	1000m 10:06.48	1050m 10:36.75	1100m 11:07.25	1150m 11:37.25	1200m 12:07.67
	30.15	30.61	30.64	30.61	30.27	30.50	30.00	30.42
	1250m 12:36.91	1300m 13:06.69	1350m 13:36.41	1400m 14:06.16	1450m 14:35.76			
	29.24	29.78	29.72	29.75	29.60	28.11		
2	1	3	SIBIRTSEV Iliia	UZB	2001	0.60	15:17.89	14.02
	50m 27.74	100m 57.57	150m 1:27.64	200m 1:58.06	250m 2:28.12	300m 2:58.69	350m 3:29.21	400m 3:59.95
		29.83	30.07	30.42	30.06	30.57	30.52	30.74
	450m 4:30.73	500m 5:01.74	550m 5:32.56	600m 6:03.22	650m 6:33.79	700m 7:04.29	750m 7:34.82	800m 8:05.53
	30.78	31.01	30.82	30.66	30.57	30.50	30.53	30.71
	850m 8:36.04	900m 9:06.94	950m 9:37.74	1000m 10:08.55	1050m 10:39.37	1100m 11:10.34	1150m 11:41.50	1200m 12:12.92
	30.51	30.90	30.80	30.81	30.82	30.97	31.16	31.42
	1250m 12:44.16	1300m 13:15.22	1350m 13:46.23	1400m 14:17.60	1450m 14:48.41			
	31.24	31.06	31.01	31.37	30.81	29.48		
3	1	5	ENYEART Alec	TST-MV	2004	0.72	15:20.03	16.16
	50m 28.49	100m 59.32	150m 1:30.40	200m 2:01.61	250m 2:32.75	300m 3:04.05	350m 3:35.30	400m 4:06.64
		30.83	31.08	31.21	31.14	31.30	31.25	31.34
	450m 4:37.93	500m 5:09.13	550m 5:40.22	600m 6:11.24	650m 6:42.31	700m 7:13.13	750m 7:43.71	800m 8:14.64
	31.29	31.20	31.09	31.02	31.07	30.82	30.58	30.93
	850m 8:45.36	900m 9:16.11	950m 9:46.68	1000m 10:17.27	1050m 10:47.82	1100m 11:18.42	1150m 11:48.97	1200m 12:19.27
	30.72	30.75	30.57	30.59	30.55	30.60	30.55	30.30
	1250m 12:49.69	1300m 13:20.08	1350m 13:50.45	1400m 14:20.85	1450m 14:50.76			
	30.42	30.39	30.37	30.40	29.91	29.27		
4	1	2	GONZALEZ Ian	PMM	◆ 2007	0.69	16:09.86	1:05.99
	50m 29.03	100m 59.80	150m 1:31.51	200m 2:03.52	250m 2:35.81	300m 3:08.17	350m 3:40.28	400m 4:12.92
		30.77	31.71	32.01	32.29	32.36	32.11	32.64
	450m 4:45.51	500m 5:17.50	550m 5:50.24	600m 6:22.34	650m 6:54.67	700m 7:26.93	750m 7:59.55	800m 8:31.88
	32.59	31.99	32.74	32.10	32.33	32.26	32.62	32.33
	850m 9:04.25	900m 9:36.74	950m 10:09.47	1000m 10:42.12	1050m 11:14.93	1100m 11:47.76	1150m 12:20.94	1200m 12:53.76
	32.37	32.49	32.73	32.65	32.81	32.83	33.18	32.82
	1250m 13:26.84	1300m 13:59.67	1350m 14:32.52	1400m 15:05.15	1450m 15:38.06			
	33.08	32.83	32.85	32.63	32.91	31.80		
5	1	6	HAMBLYN-OUGH Larn	CSC	2005	0.72	16:18.56	1:14.69
	50m 29.35	100m 1:00.95	150m 1:33.51	200m 2:05.98	250m 2:38.11	300m 3:10.31	350m 3:42.56	400m 4:14.87
		31.60	32.56	32.47	32.13	32.20	32.25	32.31
	450m 4:47.28	500m 5:19.46	550m 5:52.12	600m 6:24.81	650m 6:57.63	700m 7:30.03	750m 8:03.19	800m 8:36.04
	32.41	32.18	32.66	32.69	32.82	32.40	33.16	32.85
	850m 9:09.17	900m 9:42.34	950m 10:15.32	1000m 10:48.86	1050m 11:22.38	1100m 11:55.87	1150m 12:28.65	1200m 13:01.29
	33.13	33.17	32.98	33.54	33.52	33.49	32.78	32.64
	1250m 13:34.12	1300m 14:07.31	1350m 14:40.75	1400m 15:14.58	1450m 15:46.86			
	32.83	33.19	33.44	33.83	32.28	31.70		
6	1	7	JONES Owen	UN-SN	◆ 2008	0.69	16:28.58	1:24.71
	50m 29.62	100m 1:01.94	150m 1:35.19	200m 2:08.85	250m 2:42.80	300m 3:16.77	350m 3:50.90	400m 4:24.60
		32.32	33.25	33.66	33.95	33.97	34.13	33.70
	450m 4:58.54	500m 5:32.32	550m 6:06.09	600m 6:39.25	650m 7:12.63	700m 7:45.87	750m 8:18.89	800m 8:51.63
	33.94	33.78	33.77	33.16	33.38	33.24	33.02	32.74
	850m 9:24.58	900m 9:57.47	950m 10:30.24	1000m 11:02.67	1050m 11:35.18	1100m 12:07.65	1150m 12:40.35	1200m 13:13.09
	32.95	32.89	32.77	32.43	32.51	32.47	32.70	32.74
	1250m 13:46.20	1300m 14:18.84	1350m 14:51.96	1400m 15:24.62	1450m 15:57.41			
	33.11	32.64	33.12	32.66	32.79	31.17		

Official Timekeeping by Omega





2025 TYR Pro Swim Series

Sacramento, CA

April 2 - 5



Event 126 5 APR 2025 - 5:18 PM

Men's 1500m Freestyle

Results Summary

Event Number 26

Rank	Heat	Lane	Name	Club Code	Year of Birth	R.T.	Time	Time Behind
------	------	------	------	-----------	---------------	------	------	-------------

Legend:							
♦	Junior swimmer	AR	American Record	R.T.	Reaction Time	US	US Open Record
WJ	World Junior Record	WR	World Record				

Official Timekeeping by Omega





2025 TYR Pro Swim Series

Sacramento, CA

April 2 - 5



Event 127 5 APR 2025 - 5:35 PM

Women's 200m Individual Medley

Final

Results

Event Number 27

	Record	Splits				Name	NAT Code	Location	Date
WR	2:06.12	27.30	58.94	1:35.64	HOSSZU Katinka	HUN	Kazan (RUS)	3 AUG 2015	
AR	2:06.15	27.72	59.24	1:36.31	KUKORS Ariana	USA	Rome (ITA)	27 JUL 2009	
US	2:06.79	26.78	1:00.05	1:36.62	DOUGLASS Kate	USA	Indianapolis, IN (USA)	22 JUN 2024	
WJ	2:06.56	26.80	58.60	1:36.13	McINTOSH Summer	CAN	Paris (FRA)	3 AUG 2024	

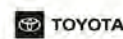
Final B

Rank	Lane	Name	Club Code	R.T.	50m	100m	150m	Time	Time Behind
1	4	LONSDALE Lauren	SACC	0.68	(3) 29.45	(1) 1:04.51 35.06	(1) 1:44.79 40.28	2:16.66	
2	5	FLOWERS Ella	UN-CA	0.67	(1) 29.36	(3) 1:06.15 36.79	(2) 1:45.68 39.53	2:19.05	2.39
3	3	GWINN Applejean	SAND	0.72	(6) 29.82	(4) 1:06.49 36.67	(3) 1:47.47 40.98	2:19.28	2.62
4	6	BATBAYAR Huska	UNEV	0.73	(2) 29.44	(7) 1:07.78 38.34	(5) 1:48.50 40.72	2:20.40	3.74
5	8	ORTEGA GIL Mariana	IM	0.66	(4) 29.69	(5) 1:06.78 37.09	(4) 1:47.62 40.84	2:21.61	4.95
6	2	SU Mia	UN-PC	0.69	(7) 30.95	(6) 1:07.30 36.35	(7) 1:48.68 41.38	2:22.20	5.54
7	1	GEORGE Genevieve	PSC	0.61	(5) 29.72	(2) 1:05.76 36.04	(6) 1:48.59 42.83	2:22.37	5.71
8	7	KALMAR Aliz	FRES	0.76	(8) 31.59	(8) 1:10.80 39.21	(8) 1:49.17 38.37	2:24.40	7.74

Final A

Rank	Lane	Name	Club Code	R.T.	50m	100m	150m	Time	Time Behind
1	5	GORBENKO Anastasia	ISR	0.70	(1) 28.24	(1) 1:01.64 33.40	(1) 1:38.73 37.09	2:09.90	
2	4	POLONSKY Lea	CAL	0.66	(3) 29.26	(3) 1:03.54 34.28	(2) 1:41.46 37.92	2:13.46	3.56
3	7	PETKOVA Diana	BAMA	0.73	(2) 29.24	(2) 1:03.42 34.18	(3) 1:42.76 39.34	2:14.85	4.95
4	6	NYSTRAND Lisa	NCS	0.74	(5) 29.56	(4) 1:04.23 34.67	(4) 1:42.82 38.59	2:15.62	5.72
5	2	KOZAN Justina	UN-CA	0.68	(4) 29.34	(6) 1:05.97 36.63	(6) 1:45.71 39.74	2:16.16	6.26
6	8	TAN Mikayla	UN-PC	0.67	(6) 29.61	(8) 1:06.05 36.44	(5) 1:44.64 38.59	2:16.26	6.36
7	3	McDEVITT Alexa	UN-PN	0.70	(7) 29.69	(5) 1:05.84 36.15	(7) 1:45.73 39.89	2:16.72	6.82
8	1	CIEPLUCHA Tess	TNAQ	0.72	(8) 29.88	(7) 1:05.99 36.11	(8) 1:45.96 39.97	2:18.56	8.66

Official Timekeeping by Omega





2025 TYR Pro Swim Series

Sacramento, CA

April 2 - 5



Event 127 5 APR 2025 - 5:35 PM

Women's 200m Individual Medley

Final

Results

Event Number 27

Final C

Rank	Lane	Name	Club Code	R.T.	50m	100m	150m	Time	Time Behind
1	4	COLLINS Avery	LAC	0.64	(5) 30.89	(8) 1:10.04 39.15	(1) 1:48.85 38.81	2:21.86 33.01	
2	3	ACKERMAN Ella	UN-SN	0.78	(2) 30.25	(2) 1:07.88 37.63	(2) 1:50.04 42.16	2:23.55 33.51	1.69
3	5	HUANG Davina	UN-PC	0.71	(3) 30.30	(4) 1:08.30 38.00	(6) 1:52.57 44.27	2:24.47 31.90	2.61
4	6	BIRK HOLD Elaine	UN-PC	0.67	(4) 30.62	(3) 1:08.16 37.54	(4) 1:52.24 44.08	2:24.55 32.31	2.69
5	7	GOUGH Brianna	UN-SN	0.56	(1) 30.05	(1) 1:05.94 35.89	(3) 1:50.77 44.83	2:25.25 34.48	3.39
6	1	BROUGHTON Ellie	UN-NM	0.68	(6) 31.31	(5) 1:08.66 37.35	(5) 1:52.44 43.78	2:26.38 33.94	4.52
7	2	SALA Addison	LAKE	0.75	(8) 31.77	(6) 1:08.67 36.90	(7) 1:53.20 44.53	2:26.78 33.58	4.92
8	8	QUINTO Melanie	UN-SN	0.69	(7) 31.67	(7) 1:09.62 37.95	(8) 1:53.75 44.13	2:27.61 33.86	5.75

Legend:

AR American Record **R.T.** Reaction Time **US** US Open Record **WJ** World Junior Record
WR World Record

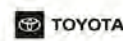
Official Timekeeping by Omega



FLUIDRA



OneAmerica
Financial





2025 TYR Pro Swim Series

Sacramento, CA

April 2 - 5



Event 128 5 APR 2025 - 5:43 PM

Men's 200m Individual Medley

Final

Results

Event Number 28

	Record	Splits	Name	NAT Code	Location	Date
WR	1:54.00	24.89 53.48	LOCHTE Ryan	USA	Shanghai (CHN)	28 JUL 2011
AR	1:54.00	24.89 53.48	LOCHTE Ryan	USA	Shanghai (CHN)	28 JUL 2011
US	1:54.43	24.86 53.28	LOCHTE Ryan	USA	Irvine, CA (USA)	8 SEP 2010
WJ	1:56.99	24.74 53.90	KOS Hubert	HUN	Budapest (HUN)	19 MAY 2021

Final B

Rank	Lane	Name	Club Code	R.T.	50m	100m	150m	Time	Time Behind
1	5	VALDEZ Kyle	UN-AZ	0.67	(6) 28.01	(2) 1:01.23 33.22	(3) 1:38.10 36.87	2:08.44	
2	4	RYAN Brendan	UN-PC	0.70	(3) 27.44	(6) 1:01.60 34.16	(1) 1:37.81 36.21	2:08.65	0.21
3	8	CECCO Mark	CAQ	0.60	(2) 27.26	(1) 1:00.22 32.96	(5) 1:38.93 38.71	2:08.79	0.35
4	2	DOOLITTLE Robbie	UN-SN	0.69	(8) 28.39	(4) 1:01.27 32.88	(6) 1:39.09 37.82	2:09.23	0.79
5	3	CRUZ MARTINEZ Bruno	IM	0.63	(4) 27.49	(5) 1:01.43 33.94	(2) 1:38.06 36.63	2:09.47	1.03
6	6	COLLINS Aidan	UN-SN	0.63	(1) 27.05	(3) 1:01.25 34.20	(4) 1:38.56 37.31	2:09.95	1.51
7	7	TUCKER Julian	UN-SN	0.60	(5) 27.69	(8) 1:02.77 35.08	(7) 1:39.29 36.52	2:10.89	2.45
8	1	VARGAS Camilo	AGAC	0.66	(7) 28.29	(7) 1:02.23 33.94	(8) 1:41.06 38.83	2:13.01	4.57

Final A

Rank	Lane	Name	Club Code	R.T.	50m	100m	150m	Time	Time Behind
1	4	HOUSE Grant	SUN	0.64	(1) 24.58	(1) 54.58 30.00	(1) 1:28.68 34.10	1:58.22	
2	7	HOCHWALT Michael	UN-AZ	0.72	(3) 26.01	(2) 56.83 30.82	(2) 1:31.49 34.66	2:00.08	1.86
3	5	SANDERS Grant	FASTFL	0.69	(2) 25.78	(3) 57.03 31.25	(3) 1:32.38 35.35	2:02.45	4.23
4	3	MIKELSONS Kristaps	LAT	0.72	(5) 26.22	(4) 58.26 32.04	(4) 1:34.34 36.08	2:04.51	6.29
5	2	KEMP Finn	UN-AZ	0.65	(7) 26.92	(6) 59.44 32.52	(5) 1:34.93 35.49	2:06.10	7.88
6	6	RAGLAND Jordan	UN-SN	0.67	(6) 26.60	(5) 58.97 32.37	(6) 1:35.94 36.97	2:07.46	9.24
7	8	HA Brandon	UN-SN	0.65	(4) 26.16	(7) 1:00.14 33.98	(7) 1:38.11 37.97	2:08.47	10.25
8	1	ELAYDI Shareef	UN-PC	0.62	(8) 27.42	(8) 1:00.68 33.26	(8) 1:38.73 38.05	2:10.00	11.78

Official Timekeeping by Omega





2025 TYR Pro Swim Series

Sacramento, CA

April 2 - 5



Event 128 5 APR 2025 - 5:43 PM

Men's 200m Individual Medley

Final

Results

Event Number 28

Final C

Rank	Lane	Name	Club Code	R.T.	50m	100m	150m	Time	Time Behind
1	4	MANN Remo	UN-SN	0.66	(1) 26.73	(3) 1:04.50 37.77	(1) 1:40.98 36.48	2:12.56 31.58	
2	3	EICHLER Karsten	PSC	0.69	(3) 28.54	(1) 1:03.42 34.88	(2) 1:42.87 39.45	2:14.86 31.99	2.30
3	6	CRUZ Christian	CAQ	0.71	(2) 28.33	(2) 1:03.83 35.50	(3) 1:46.16 42.33	2:18.77 32.61	6.21
	5	IRONS Dominik	PSC					DNS	

Legend:

AR	American Record	DNS	Did Not Start	R.T.	Reaction Time	US	US Open Record
WJ	World Junior Record	WR	World Record				

Official Timekeeping by Omega



FLUIDRA



OneAmerica
Financial



TOYOTA

TYR



2025 TYR Pro Swim Series

Sacramento, CA

April 2 - 5



Event 129 5 APR 2025 - 5:52 PM

Women's 200m Backstroke

Final

Results

Event Number 29

	Record	Splits	Name	NAT Code	Location	Date
WR	2:03.14	29.34 1:00.73 1:31.84	McKEOWN Kaylee	AUS	Sydney (AUS)	10 MAR 2023
AR	2:03.35	29.06 1:00.37 1:31.84	SMITH Regan	USA	Gwangju (KOR)	26 JUL 2019
US	2:03.80	28.98 1:00.00 1:31.49	SMITH Regan	USA	Indianapolis, IN (USA)	28 JUN 2023
WJ	2:03.35	29.06 1:00.37 1:31.84	SMITH Regan	USA	Gwangju (KOR)	26 JUL 2019

Final B

Rank	Lane	Name	Club Code	R.T.	50m	100m	150m	Time	Time Behind
1	4	GEORGE Genevieve	PSC	0.73	(1) 32.21	(1) 1:07.53 35.32	(1) 1:43.37 35.84	2:19.66	
2	5	ELIZONDO CABRERA Fernanda	RNM	0.69	(2) 32.93	(2) 1:08.57 35.64	(2) 1:44.86 36.29	2:20.84	1.18
3	3	SALA Addison	LAKE	0.74	(3) 33.34	(3) 1:09.98 36.64	(3) 1:47.23 37.25	2:24.26	4.60
4	2	BIRKHOLOLD Elaine	UN-PC	0.78	(4) 33.85	(4) 1:10.53 36.68	(4) 1:47.51 36.98	2:24.45	4.79
5	7	McGILL Alex	UN-NM	0.79	(6) 34.40	(6) 1:11.65 37.25	(=5) 1:48.73 37.08	2:25.28	5.62
6	6	ANDRUSS Lily	LAC	0.79	(5) 34.19	(5) 1:10.88 36.69	(=5) 1:48.73 37.85	2:25.42	5.76

Final A

Rank	Lane	Name	Club Code	R.T.	50m	100m	150m	Time	Time Behind
1	4	WHITE Rhyan	WOLF	0.79	(1) 30.29	(1) 1:03.19 32.90	(1) 1:36.15 32.96	2:08.83	
2	5	SHACKLEY Leah	NCS	0.64	(2) 30.33	(2) 1:03.37 33.04	(2) 1:36.71 33.34	2:10.66	1.83
3	1	GEORGE Amber	CSC	0.79	(4) 31.92	(3) 1:06.56 34.64	(3) 1:42.27 35.71	2:16.99	8.16
4	7	WIMBERLY Georgia	LAC	0.82	(7) 32.84	(6) 1:07.52 34.68	(4) 1:42.93 35.41	2:17.24	8.41
5	8	BUSQUETS Ella	UN-PC	0.64	(5) 32.21	(4) 1:06.69 34.48	(5) 1:43.13 36.44	2:19.34	10.51
6	2	JAFFE Erica	UN-SN	0.78	(8) 33.35	(8) 1:08.80 35.45	(7) 1:44.43 35.63	2:19.52	10.69
7	6	MARTIN Savannah-Eve	CSC	0.73	(3) 31.37	(5) 1:07.38 36.01	(6) 1:44.07 36.69	2:19.54	10.71
8	3	JACKL Vivien	HUN	0.86	(6) 32.69	(7) 1:08.29 35.60	(8) 1:45.16 36.87	2:21.12	12.29

Legend:

= Equal rank **AR** American Record **R.T.** Reaction Time **US** US Open Record
WJ World Junior Record **WR** World Record

Official Timekeeping by Omega





2025 TYR Pro Swim Series

Sacramento, CA

April 2 - 5



Event 130 5 APR 2025 - 6:01 PM

Men's 200m Backstroke

Final

Results

Event Number 30

	Record	Splits			Name	NAT Code	Location	Date
WR	1:51.92	26.52	54.90	1:23.30	PEIRSOL Aaron	USA	Rome (ITA)	31 JUL 2009
AR	1:51.92	26.52	54.90	1:23.30	PEIRSOL Aaron	USA	Rome (ITA)	31 JUL 2009
US	1:53.08	26.82	55.18	1:24.06	PEIRSOL Aaron	USA	Indianapolis, IN (USA)	11 JUL 2009
WJ	1:55.14	26.99	56.14	1:25.97	KOLESNIKOV Kliment	RUS	Budapest (HUN)	28 JUL 2017

Final B

Rank	Lane	Name	Club Code	R.T.	50m	100m	150m	Time	Time Behind
1	5	ARIAS Gabo	UN-MI	0.71	(1) 29.25	(1) 1:01.78 32.53	(1) 1:34.99 33.21	2:08.13	
2	4	IRONS Devin	PSC	0.77	(2) 29.73	(2) 1:03.01 33.28	(2) 1:36.33 33.32	2:09.30	1.17
3	3	DOOLITTLE Robbie	UN-SN	0.82	(4) 30.73	(3) 1:03.27 32.54	(3) 1:37.03 33.76	2:09.67	1.54
4	6	LOVEDAY Logan	UN-SN	0.78	(3) 30.65	(4) 1:03.67 33.02	(4) 1:38.23 34.56	2:12.17	4.04
5	2	EICHLER Karsten	PSC	0.63	(5) 31.06	(5) 1:04.27 33.21	(5) 1:39.32 35.05	2:14.02	5.89
6	7	CICIARELLI Max	UN-PC	0.78	(6) 31.66	(6) 1:06.20 34.54	(6) 1:42.30 36.10	2:17.87	9.74

Final A

Rank	Lane	Name	Club Code	R.T.	50m	100m	150m	Time	Time Behind
1	5	NDOYE BROUARD Yohann	INSEP		(2) 28.79	(2) 59.50 30.71	(2) 1:29.97 30.47	1:59.49	
2	6	HOCHWALT Michael	UN-AZ	0.84	(8) 29.82	(7) 1:00.68 30.86	(3) 1:31.90 31.22	2:00.19	0.70
3	4	BALOGH Levente	VT	0.72	(1) 28.55	(1) 59.06 30.51	(1) 1:29.85 30.79	2:01.51	2.02
4	2	ZAMUDIO Emi	UN-SN	0.85	(4) 29.03	(6) 1:00.62 31.59	(6) 1:32.71 32.09	2:03.89	4.40
5	3	BROWN Sam	CSC	0.78	(3) 28.82	(5) 1:00.48 31.66	(4) 1:32.45 31.97	2:04.01	4.52
6	7	DUVAUCHELLE Hugo	INSEP	0.82	(6) 29.08	(3) 1:00.28 31.20	(5) 1:32.53 32.25	2:04.93	5.44
7	8	SOLITARIO Enzo	WAVE	0.69	(5) 29.06	(4) 1:00.32 31.26	(7) 1:33.42 33.10	2:05.78	6.29
8	1	CONTRERAS LOPEZ Luis	IM	0.78	(7) 29.49	(8) 1:01.42 31.93	(8) 1:34.27 32.85	2:07.38	7.89

Legend:

AR American Record **R.T.** Reaction Time **US** US Open Record **WJ** World Junior Record
WR World Record

Official Timekeeping by Omega





2025 TYR Pro Swim Series

Sacramento, CA

April 2 - 5



Event 131 5 APR 2025 - 6:10 PM

Women's 50m Breaststroke

Final

Results

Event Number 31

	Record	Name	NAT Code	Location	Date
WR	29.16	MEILUTYTE Ruta	LTU	Fukuoka (JPN)	30 JUL 2023
AR	29.40	KING Lilly	USA	Budapest (HUN)	30 JUL 2017
US	29.62	KING Lilly	USA	Santa Clara, CA (USA)	10 JUN 2018
WJ	29.30	PILATO Benedetta	ITA	Budapest (HUN)	22 MAY 2021

Final B

Rank	Lane	Name	Club Code	R.T.	Time	Time Behind
1	4	ORTEGA GIL Mariana	IM	0.66	33.55	
2	5	COLLINS Avery	LAC	0.60	33.78	0.23
3	3	COLLINS Ava	UN-SN	0.58	33.94	0.39
4	2	MANN Aiva	UN-SN	0.65	34.45	0.90
5	1	FOTH Illiana	UN-SN	0.61	34.61	1.06
6	8	BELOW Katie	UN-SN	0.72	34.71	1.16
7	6	KENNEDY Irelyn	UN-SN	0.71	34.77	1.22
8	7	AIRD Sydney	UN-IA	0.53	35.03	1.48

Final A

Rank	Lane	Name	Club Code	R.T.	Time	Time Behind
1	5	KALMAR Aliz	FRES	0.72	31.56	
2	4	PULKKINEN Jenna	FRES	0.74	31.82	0.26
3	6	TAN Mikayla	UN-PC	0.65	32.33	0.77
4	3	SZWABINSKA Adrianna	FASTLE	0.62	32.74	1.18
5	2	EINIO Siiri	RICE	0.66	32.90	1.34
6	7	SU Mia	UN-PC	0.68	33.18	1.62
7	1	WELCH Rebecca	UN-SN	0.63	33.53	1.97
8	8	GARRITSON Ellen	LAC	0.69	33.74	2.18

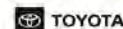
Final C

Rank	Lane	Name	Club Code	R.T.	Time	Time Behind
1	7	QUINTO Melanie	UN-SN	0.62	34.68	
2	6	DIVIS Veronika	SDSA	0.64	35.40	0.72
3	4	CHAMBERS Olivia	UN-IA	0.66	35.90	1.22
4	2	FIELDS Allie	UN-CA	0.56	36.17	1.49
5	5	ACKERMAN Ella	UN-SN	0.81	36.38	1.70
6	3	RECIO Marrisona	UN-SN	0.67	36.49	1.81
7	1	GARDIN Tessa	UN-SN	0.71	36.90	2.22
8	8	CENIZAL Abby	UN-SN	0.52	36.98	2.30

Legend:

AR American Record **R.T.** Reaction Time **US** US Open Record **WJ** World Junior Record
WR World Record

Official Timekeeping by Omega





2025 TYR Pro Swim Series

Sacramento, CA

April 2 - 5



Event 132 5 APR 2025 - 6:15 PM

Men's 50m Breaststroke

Final

Results

Event Number 32

	Record	Name	NAT Code	Location	Date
WR	25.95	PEATY Adam	GBR	Budapest (HUN)	25 JUL 2017
AR	26.45	FINK Nic	USA	Budapest (HUN)	21 JUN 2022
US	26.52	ANDREW Michael	USA	Greensboro, NC (USA)	28 APR 2022
WJ	26.97	MARTINENGIH Nicolò	ITA	Riccione (ITA)	4 APR 2017

Final B

Rank	Lane	Name	Club Code	R.T.	Time	Time Behind
1	4	HIGDON Tom	DART	0.65	28.30	
2	5	TAN Zachary	CAL	0.64	28.61	0.31
3	6	LOPEZ Cruz	UN-SN	0.67	28.93	0.63
4	7	ANTONIAK Lars	CAL	0.58	28.98	0.68
5	2	HUGHES Hara	CSC	0.61	29.18	0.88
6	3	CARSEL Isaac	UN-SN	0.60	29.41	1.11
7	8	CHRISTIANSON Tyler	UN-IN	0.58	29.59	1.29
8	1	SANDERS Grant	FASTFL	0.69	29.76	1.46

Final A

Rank	Lane	Name	Club Code	R.T.	Time	Time Behind
1	4	PETRASHOV Denis	UOFL	0.67	27.32	
2	3	ANDREW Michael	SUN	0.67	27.37	0.05
3	2	PITSHUGIN Kristian	ISR	0.54	27.81	0.49
4	5	SOMOV Evgenii	CAL	0.68	27.86	0.54
5	7	CHAN Junhao	UN-CA	0.59	27.89	0.57
=6	6	ROMANOV Pavel	UN-CA	0.63	28.02	0.70
=6	8	CONO Benjamin	TOC	0.65	28.02	0.70
8	1	AIT KACI Carl	INSEP	0.64	28.22	0.90

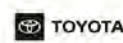
Final C

Rank	Lane	Name	Club Code	R.T.	Time	Time Behind
1	3	FORTUNE Pj	UN-CA	0.67	29.77	
2	4	OLSEN-STAVRAKAS Kent	UN-CO	0.61	30.16	0.39
3	5	RYAN Brendan	UN-PC	0.69	30.32	0.55
4	1	BRAVO Marcos	PSC	0.61	30.44	0.67
5	8	IMIG Nicholas	UN-PN	0.65	30.54	0.77
6	2	CEPEDA BALBOA Guillermo	IM	0.63	30.66	0.89
7	7	TUCKER Julian	UN-SN	0.57	30.94	1.17
	6	MANN Remo	UN-SN		DSQ	

Legend:

= Equal rank **AR** American Record **DSQ** Disqualified **R.T.** Reaction Time
US US Open Record **WJ** World Junior Record **WR** World Record

Official Timekeeping by Omega





2025 TYR Pro Swim Series

Sacramento, CA

April 2 - 5



Event 133 5 APR 2025 - 6:20 PM

Women's 100m Freestyle

Final

Results

Event Number 33

	Record	Split	Name	NAT Code	Location	Date
WR	51.71	24.83	SJOSTROM Sarah	SWE	Budapest (HUN)	23 JUL 2017
AR	52.04	24.81	MANUEL Simone	USA	Gwangju (KOR)	26 JUL 2019
US	52.54	25.62	MANUEL Simone	USA	Irvine, CA (USA)	25 JUL 2018
WJ	52.70	25.70	OLEKSIAK Penny	MVN	Rio (BRA)	11 AUG 2016

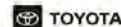
Final B

Rank	Lane	Name	Club Code	R.T.	50m	Time	Time Behind
1	5	SOUTHERN Kennedy	LAC	0.78	(1) 27.29	56.36 29.07	
2	6	HOLDER Aislinn	FASTLE	0.63	(4) 27.94	57.14 29.20	0.78
3	7	MILKIE Charlotte	UN-CA	0.60	(3) 27.84	57.43 29.59	1.07
4	8	BATBAYAR Huska	UNEV	0.73	(5) 28.16	57.47 29.31	1.11
5	4	McDEVITT Alexa	UN-PN	0.72	(7) 28.23	57.56 29.33	1.20
6	1	SU Alison	UN-PC	0.68	(8) 28.55	57.83 29.28	1.47
7	2	MOORE Madelyn	BER	0.59	(2) 27.79	58.11 30.32	1.75
8	3	SZWABINSKA Adrianna	FASTLE	0.62	(6) 28.21	58.20 29.99	1.84

Final A

Rank	Lane	Name	Club Code	R.T.	50m	Time	Time Behind
1	4	GASTALDELLO Beryl	INSEP	0.65	(1) 25.95	54.01 28.06	
2	7	CLARK Liberty	UN-PC	0.63	(3) 26.61	54.86 28.25	0.85
3	5	CACHOT Albane	INSEP	0.68	(4) 26.62	55.24 28.62	1.23
4	6	DENNIS Julia	UOFL	0.67	(2) 26.58	55.55 28.97	1.54
5	3	BERKOFF Katharine	WOLF	0.73	(5) 26.80	55.70 28.90	1.69
6	2	POLONSKY Lea	CAL	0.66	(6) 27.62	56.88 29.26	2.87
7	8	KOSSAKOWSKA Dominika	FASTLE	0.60	(8) 28.01	57.49 29.48	3.48
8	1	LARSEN Faith	UN-IA	0.69	(7) 27.73	57.58 29.85	3.57

Official Timekeeping by Omega





2025 TYR Pro Swim Series

Sacramento, CA

April 2 - 5



Event 133 5 APR 2025 - 6:20 PM

Women's 100m Freestyle

Final

Results

Event Number 33

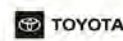
Final C

Rank	Lane	Name	Club Code	R.T.	50m	Time	Time Behind
1	4	VILLARREAL RODRIGUEZ Valeria	IM	0.65	(5) 28.29	58.07 29.78	
2	6	LONSDALE Lauren	SACC	0.69	(3) 27.99	58.21 30.22	0.14
3	5	RENNER Miranda	TAC	0.68	(1) 27.59	58.22 30.63	0.15
4	8	KAPINYA Lilla	UN-SN	0.66	(4) 28.19	58.55 30.36	0.48
5	1	MEYER Morgan	UN-IA	0.63	(6) 28.30	58.85 30.55	0.78
6	2	FORBES Cameron	UN-PC	0.69	(7) 28.33	59.06 30.73	0.99
7	7	LIND Molly	UN-PC	0.65	(2) 27.96	59.16 31.20	1.09
8	3	GOUGH Brianna	UN-SN	0.62	(8) 29.01	1:01.36 32.35	3.29

Legend:

AR American Record **R.T.** Reaction Time **US** US Open Record **WJ** World Junior Record
WR World Record

Official Timekeeping by Omega





2025 TYR Pro Swim Series

Sacramento, CA

April 2 - 5



Event 134 5 APR 2025 - 6:26 PM

Men's 100m Freestyle

Final

Results

Event Number 34

	Record	Split	Name	NAT Code	Location	Date
WR	46.40	22.28	ZHANLE Pan	CHN	Paris (FRA)	31 JUL 2024
AR	46.96	22.17	DRESSEL Caeleb	USA	Gwangju (KOR)	25 JUL 2019
US	47.08	22.44	ALEXY Jack	USA	Indianapolis, IN (USA)	18 JUN 2024
WJ	46.86	22.74	POPOVICI David	ROU	Rome (ITA)	13 AUG 2022

Final B

Rank	Lane	Name	Club Code	R.T.	50m	Time	Time Behind
1	4	POUILLART Corentin	INSEP	0.63	(1) 24.15	50.02 25.87	
2	5	GONZALEZ CANTU Andres	IM	0.67	(2) 24.21	50.60 26.39	0.58
3	3	KURAKIN Ivan	TAC	0.66	(3) 24.49	51.19 26.70	1.17
4	1	STANISLAUS Maxwell	LAC	0.70	(5) 25.18	51.74 26.56	1.72
5	7	CHANDLER Brody	UN-SN	0.63	(6) 25.38	51.83 26.45	1.81
6	2	MALHERBE Francois	UMIZ	0.65	(4) 24.73	52.13 27.40	2.11
7	6	PERKINS Carter	LASL	0.73	(7) 25.59	52.56 26.97	2.54
8	8	RAGLAND Jordan	UN-SN	0.71	(8) 26.02	52.96 26.94	2.94

Final A

Rank	Lane	Name	Club Code	R.T.	50m	Time	Time Behind
1	3	GROUSSET Maxime	INSEP	0.63	(2) 23.14	48.20 25.06	
2	4	CURRY Brooks	CAL	0.63	(1) 22.71	48.30 25.59	0.10
3	5	HOUSE Grant	SUN	0.61	(3) 23.71	49.03 25.32	0.83
4	8	WILLIAMSON Maximus	LAC	0.63	(5) 24.08	49.31 25.23	1.11
5	6	GIULIANI Maximillian	AUS	0.67	(7) 24.17	49.74 25.57	1.54
6	2	DAHLGREN Jack	AQJT	0.65	(4) 24.01	50.04 26.03	1.84
7	7	FUCHS Roman	INSEP	0.61	(6) 24.10	50.06 25.96	1.86
8	1	DUMESNIL Ethan	INSEP	0.67	(8) 24.26	50.43 26.17	2.23

Official Timekeeping by Omega



FLUIDRA



OneAmerica
Financial



TOYOTA

TYR



2025 TYR Pro Swim Series

Sacramento, CA

April 2 - 5



Event 134 5 APR 2025 - 6:26 PM

Men's 100m Freestyle

Final

Results

Event Number 34

Final C

Rank	Lane	Name	Club Code	R.T.	50m	Time	Time Behind
1	3	HA Brandon	UN-SN	0.65	(3) 25.00	52.18 27.18	
2	2	CARLSON Soren	CAQ	0.63	(4) 25.29	52.55 27.26	0.37
3	5	JEDBRATT Felix	LASL	0.67	(2) 24.56	52.89 28.33	0.71
4	4	GHUFRAN Hayden	FORD	0.69	(5) 25.71	53.26 27.55	1.08
5	1	LANTING Cole	UN-SN	0.63	(7) 26.09	53.52 27.43	1.34
6	7	RULLIS Reds	LAT	0.72	(6) 25.75	54.51 28.76	2.33
7	6	IMIG Nicholas	UN-PN	0.67	(8) 26.22	56.38 30.16	4.20
8	8	FAUT Cole	PSC	0.59	(1) 24.14	1:05.57 41.43	13.39

Legend:

AR American Record **R.T.** Reaction Time **US** US Open Record **WJ** World Junior Record
WR World Record

Official Timekeeping by Omega

