



2025 TYR Pro Swim Series

Fort Lauderdale, FL

April 30 - May 3



Event 101

30 APR 2025 - 5:00 PM

Women's 1500m Freestyle

Results Summary

Event Number 1

	Record	Splits					Name	NAT Code	Location	Date
WR	15:20.48	58.50	2:00.25	4:04.88	8:11.70	LEDECKY Katie	USA	Indianapolis (USA)	16 MAY 2018	
AR	15:20.48	58.50	2:00.25	4:04.88	8:11.70	LEDECKY Katie	USA	Indianapolis (USA)	16 MAY 2018	
US	15:20.48	58.50	2:00.25	4:04.88	8:11.70	LEDECKY Katie	USA	Indianapolis, IN (USA)	16 MAY 2018	
WJ	15:28.36	59.34	2:01.85	4:06.57	8:16.90	LEDECKY Katie	USA	Gold Coast (AUS)	24 AUG 2014	

Rank	Heat	Lane	Name	Club Code	Year of Birth	R.T.	Time	Time Behind
1	1	4	LEDECKY Katie	GSC-FL	1997	0.68	15:24.51	
	50m 28.10	100m 58.56	150m 1:29.03	200m 2:00.06	250m 2:31.00	300m 3:02.27	350m 3:33.51	400m 4:04.75
		30.46	30.47	31.03	30.94	31.27	31.24	31.24
	450m 4:35.85	500m 5:07.33	550m 5:38.35	600m 6:09.24	650m 6:40.03	700m 7:10.89	750m 7:41.71	800m 8:12.76
	31.10	31.48	31.02	30.89	30.79	30.86	30.82	31.05
	850m 8:43.49	900m 9:14.26	950m 9:44.98	1000m 10:15.96	1050m 10:47.00	1100m 11:18.21	1150m 11:49.41	1200m 12:20.43
	30.73	30.77	30.72	30.98	31.04	31.21	31.20	31.02
	1250m 12:51.33	1300m 13:22.51	1350m 13:53.37	1400m 14:24.32	1450m 14:54.82			
	30.90	31.18	30.86	30.95	30.50	29.69		
2	1	5	COX Jillian	TXLA	2005	0.66	16:04.13	39.62
	50m 30.24	100m 1:02.22	150m 1:34.36	200m 2:06.57	250m 2:38.92	300m 3:11.16	350m 3:43.48	400m 4:15.45
		31.98	32.14	32.21	32.35	32.24	32.32	31.97
	450m 4:47.89	500m 5:20.03	550m 5:52.48	600m 6:24.69	650m 6:56.89	700m 7:29.02	750m 8:01.26	800m 8:33.68
	32.44	32.14	32.45	32.21	32.20	32.13	32.24	32.42
	850m 9:05.88	900m 9:37.78	950m 10:10.11	1000m 10:42.22	1050m 11:14.66	1100m 11:46.71	1150m 12:19.43	1200m 12:51.49
	32.20	31.90	32.33	32.11	32.44	32.05	32.72	32.06
	1250m 13:23.88	1300m 13:56.02	1350m 14:28.66	1400m 15:00.80	1450m 15:32.91			
	32.39	32.14	32.64	32.14	32.11	31.22		
3	1	3	HURST Kate	TXLA	2005	0.73	16:14.26	49.75
	50m 29.93	100m 1:02.85	150m 1:35.62	200m 2:08.26	250m 2:41.02	300m 3:13.71	350m 3:46.32	400m 4:19.11
		32.92	32.77	32.64	32.76	32.69	32.61	32.79
	450m 4:52.00	500m 5:24.84	550m 5:57.44	600m 6:30.18	650m 7:02.93	700m 7:35.60	750m 8:08.09	800m 8:40.53
	32.89	32.84	32.60	32.74	32.75	32.67	32.49	32.44
	850m 9:12.85	900m 9:45.19	950m 10:17.53	1000m 10:49.82	1050m 11:22.22	1100m 11:54.78	1150m 12:27.40	1200m 13:00.10
	32.32	32.34	32.34	32.29	32.40	32.56	32.62	32.70
	1250m 13:32.83	1300m 14:05.56	1350m 14:38.30	1400m 15:10.97	1450m 15:43.24			
	32.73	32.73	32.74	32.67	32.27	31.02		
4	1	8	MATTES Michaela	FLOR	2005	0.77	16:21.06	56.55
	50m 29.95	100m 1:02.23	150m 1:34.79	200m 2:07.42	250m 2:39.85	300m 3:12.59	350m 3:44.88	400m 4:17.55
		32.28	32.56	32.63	32.43	32.74	32.29	32.67
	450m 4:49.87	500m 5:22.68	550m 5:55.23	600m 6:28.16	650m 7:00.88	700m 7:33.95	750m 8:06.87	800m 8:39.93
	32.32	32.81	32.55	32.93	32.72	33.07	32.92	33.06
	850m 9:12.94	900m 9:46.49	950m 10:19.50	1000m 10:52.70	1050m 11:25.50	1100m 11:58.54	1150m 12:31.44	1200m 13:04.39
	33.01	33.55	33.01	33.20	32.80	33.04	32.90	32.95
	1250m 13:37.20	1300m 14:10.38	1350m 14:43.28	1400m 15:16.63	1450m 15:49.02			
	32.81	33.18	32.90	33.35	32.39	32.04		
5	1	6	KOBRICH Kristel	CHI	1985	0.81	16:27.79	1:03.28
	50m 30.84	100m 1:03.45	150m 1:36.32	200m 2:09.45	250m 2:42.40	300m 3:15.63	350m 3:48.60	400m 4:21.72
		32.61	32.87	33.13	32.95	33.23	32.97	33.12
	450m 4:54.74	500m 5:27.83	550m 6:00.83	600m 6:34.02	650m 7:06.90	700m 7:40.03	750m 8:12.86	800m 8:46.03
	33.02	33.09	33.00	33.19	32.88	33.13	32.83	33.17
	850m 9:18.92	900m 9:52.02	950m 10:25.00	1000m 10:58.07	1050m 11:31.16	1100m 12:04.44	1150m 12:37.47	1200m 13:10.56
	32.89	33.10	32.98	33.07	33.09	33.28	33.03	33.09
	1250m 13:43.50	1300m 14:16.53	1350m 14:49.42	1400m 15:22.58	1450m 15:55.49			
	32.94	33.03	32.89	33.16	32.91	32.30		
6	1	2	HAN Kayla	RMDA	♦ 2008	0.66	16:28.92	1:04.41
	50m 30.04	100m 1:02.76	150m 1:35.35	200m 2:07.82	250m 2:40.67	300m 3:13.81	350m 3:46.72	400m 4:19.42
		32.72	32.59	32.47	32.85	33.14	32.91	32.70
	450m 4:52.31	500m 5:25.18	550m 5:57.78	600m 6:30.54	650m 7:03.47	700m 7:36.37	750m 8:09.11	800m 8:42.27
	32.89	32.87	32.60	32.76	32.93	32.90	32.74	33.16
	850m 9:15.48	900m 9:48.90	950m 10:22.35	1000m 10:55.87	1050m 11:29.33	1100m 12:02.91	1150m 12:36.58	1200m 13:09.93
	33.21	33.42	33.45	33.52	33.46	33.58	33.67	33.35
	1250m 13:43.48	1300m 14:17.07	1350m 14:50.53	1400m 15:23.83	1450m 15:57.04			
	33.55	33.59	33.46	33.30	33.21	31.88		

Official Timekeeping by Omega





2025 TYR Pro Swim Series

Fort Lauderdale, FL

April 30 - May 3



Event 101

30 APR 2025 - 5:00 PM

Women's 1500m Freestyle

Results Summary

Event Number 1

Rank	Heat	Lane	Name	Club Code	Year of Birth	R.T.	Time	Time Behind
7	4	4	DIACONESCU Rebecca	SAND	2006	0.73	16:31.20	1:06.69
	50m 29.91	100m 1:02.92	150m 1:35.99	200m 2:09.45	250m 2:42.31	300m 3:15.62	350m 3:48.54	400m 4:22.13
		33.01	33.07	33.46	32.86	33.31	32.92	33.59
	450m 4:55.20	500m 5:28.46	550m 6:01.38	600m 6:34.75	650m 7:07.82	700m 7:41.20	750m 8:14.24	800m 8:47.22
	33.07	33.26	32.92	33.37	33.07	33.38	33.04	32.98
	850m 9:20.30	900m 9:53.60	950m 10:26.42	1000m 10:59.98	1050m 11:33.24	1100m 12:06.82	1150m 12:39.85	1200m 13:13.11
	33.08	33.30	32.82	33.56	33.26	33.58	33.03	33.26
	1250m 13:46.50	1300m 14:19.69	1350m 14:52.96	1400m 15:26.12	1450m 15:59.15			
	33.39	33.19	33.27	33.16	33.03			
8	1	1	ERTAN Deniz	UN-AZ	2004	0.62	16:35.19	1:10.68
	50m 29.91	100m 1:02.57	150m 1:35.76	200m 2:08.77	250m 2:41.82	300m 3:14.89	350m 3:48.09	400m 4:21.20
		32.66	33.19	33.01	33.05	33.07	33.20	33.11
	450m 4:54.55	500m 5:27.75	550m 6:01.09	600m 6:34.41	650m 7:07.60	700m 7:40.86	750m 8:14.17	800m 8:47.39
	33.35	33.20	33.34	33.32	33.19	33.26	33.31	33.22
	850m 9:20.85	900m 9:54.50	950m 10:27.81	1000m 11:01.34	1050m 11:34.77	1100m 12:08.26	1150m 12:41.76	1200m 13:15.05
	33.46	33.65	33.31	33.53	33.43	33.49	33.50	33.29
	1250m 13:48.76	1300m 14:22.50	1350m 14:56.14	1400m 15:29.48	1450m 16:02.99			
	33.71	33.74	33.64	33.34	33.51	32.20		
9	3	1	CLARKE Ellie	CSC-IN	◆ 2009	0.75	16:38.64	1:14.13
	50m 30.32	100m 1:03.36	150m 1:36.70	200m 2:10.59	250m 2:44.48	300m 3:18.47	350m 3:51.96	400m 4:25.30
		33.04	33.34	33.89	33.89	33.99	33.49	33.34
	450m 4:58.83	500m 5:32.10	550m 6:05.09	600m 6:38.50	650m 7:11.99	700m 7:45.34	750m 8:18.53	800m 8:51.84
	33.53	33.27	32.99	33.41	33.49	33.35	33.19	33.31
	850m 9:25.16	900m 9:58.56	950m 10:31.95	1000m 11:05.30	1050m 11:39.21	1100m 12:12.16	1150m 12:45.74	1200m 13:19.40
	33.32	33.40	33.39	33.35	33.91	32.95	33.58	33.66
	1250m 13:53.11	1300m 14:26.58	1350m 15:00.08	1400m 15:32.83	1450m 16:06.36			
	33.71	33.47	33.50	32.75	33.53	32.28		
10	1	7	PENNINGTON Caroline	TAC	2003	0.78	16:41.52	1:17.01
	50m 30.17	100m 1:03.24	150m 1:36.09	200m 2:09.11	250m 2:42.08	300m 3:15.17	350m 3:48.01	400m 4:21.00
		33.07	32.85	33.02	32.97	33.09	32.84	32.99
	450m 4:54.15	500m 5:27.55	550m 6:00.79	600m 6:34.16	650m 7:07.28	700m 7:40.83	750m 8:14.07	800m 8:47.75
	33.15	33.40	33.24	33.37	33.12	33.55	33.24	33.68
	850m 9:21.01	900m 9:54.74	950m 10:28.28	1000m 11:02.21	1050m 11:36.00	1100m 12:10.01	1150m 12:43.81	1200m 13:17.76
	33.26	33.73	33.54	33.93	33.79	34.01	33.80	33.95
	1250m 13:51.65	1300m 14:25.82	1350m 14:59.76	1400m 15:34.08	1450m 16:08.06			
	33.89	34.17	33.94	34.32	33.98	33.46		
11	1	0	HANSEN Brinkleigh	SPA-FL	◆ 2009	0.78	16:43.49	1:18.98
	50m 29.69	100m 1:02.24	150m 1:34.93	200m 2:08.44	250m 2:41.60	300m 3:15.16	350m 3:48.53	400m 4:22.10
		32.55	32.69	33.51	33.16	33.56	33.37	33.57
	450m 4:55.51	500m 5:29.15	550m 6:02.91	600m 6:36.67	650m 7:10.28	700m 7:44.02	750m 8:17.96	800m 8:51.92
	33.41	33.64	33.76	33.76	33.61	33.74	33.94	33.96
	850m 9:25.66	900m 9:59.67	950m 10:33.31	1000m 11:07.42	1050m 11:41.63	1100m 12:15.58	1150m 12:49.78	1200m 13:23.83
	33.74	34.01	33.64	34.11	34.21	33.95	34.20	34.05
	1250m 13:57.36	1300m 14:31.35	1350m 15:05.00	1400m 15:39.13	1450m 16:11.34			
	33.53	33.99	33.65	34.13	32.21	32.15		
12	2	6	COLLINS Daisy	NCAC	◆ 2008	0.83	16:45.82	1:21.31
	50m 30.96	100m 1:03.91	150m 1:37.50	200m 2:11.35	250m 2:45.31	300m 3:19.20	350m 3:53.09	400m 4:26.85
		32.95	33.59	33.85	33.96	33.89	33.89	33.76
	450m 5:00.61	500m 5:34.55	550m 6:07.94	600m 6:41.43	650m 7:15.11	700m 7:49.03	750m 8:22.52	800m 8:56.37
	33.76	33.94	33.39	33.49	33.68	33.92	33.49	33.85
	850m 9:29.64	900m 10:03.41	950m 10:37.01	1000m 11:10.72	1050m 11:44.51	1100m 12:18.24	1150m 12:51.98	1200m 13:25.97
	33.27	33.77	33.60	33.71	33.79	33.73	33.74	33.99
	1250m 14:00.05	1300m 14:34.19	1350m 15:08.40	1400m 15:42.97	1450m 16:16.05			
	34.08	34.14	34.21	34.57	33.08	29.77		
13	1	9	DUNFORD Abby	SYS	2006	0.73	16:46.82	1:22.31
	50m 30.18	100m 1:02.98	150m 1:35.92	200m 2:09.29	250m 2:42.51	300m 3:15.87	350m 3:49.39	400m 4:22.84
		32.80	32.94	33.37	33.22	33.36	33.52	33.45
	450m 4:56.30	500m 5:29.81	550m 6:03.34	600m 6:36.92	650m 7:10.55	700m 7:44.24	750m 8:17.74	800m 8:51.41
	33.46	33.51	33.53	33.58	33.63	33.69	33.50	33.67
	850m 9:25.09	900m 9:58.81	950m 10:32.74	1000m 11:06.76	1050m 11:40.76	1100m 12:14.87	1150m 12:49.01	1200m 13:23.29
	33.68	33.72	33.93	34.02	34.00	34.11	34.14	34.28
	1250m 13:57.34	1300m 14:31.65	1350m 15:05.72	1400m 15:39.75	1450m 16:13.67			
	34.05	34.31	34.07	34.03	33.92	33.15		

Official Timekeeping by Omega





2025 TYR Pro Swim Series

Fort Lauderdale, FL

April 30 - May 3



Event 101

30 APR 2025 - 5:00 PM

Women's 1500m Freestyle

Results Summary

Event Number 1

Rank	Heat	Lane	Name	Club Code	Year of Birth	R.T.	Time	Time Behind
14	2	4	TRAVIS Brooke	TAC	2000	0.80	16:47.12	1:22.61
	50m 30.70	100m 1:04.32	150m 1:37.94	200m 2:11.70	250m 2:45.57	300m 3:19.46	350m 3:53.35	400m 4:27.21
		33.62	33.62	33.76	33.87	33.89	33.89	33.86
	450m 5:00.94	500m 5:34.69	550m 6:08.19	600m 6:41.72	650m 7:15.27	700m 7:48.76	750m 8:22.40	800m 8:55.81
	33.73	33.75	33.50	33.53	33.55	33.49	33.64	33.41
	850m 9:29.22	900m 10:02.89	950m 10:36.47	1000m 11:10.29	1050m 11:43.90	1100m 12:17.81	1150m 12:51.34	1200m 13:25.16
	33.41	33.67	33.58	33.82	33.61	33.91	33.53	33.82
	1250m 13:58.85	1300m 14:32.68	1350m 15:06.65	1400m 15:40.78	1450m 16:14.81			
	33.69	33.83	33.97	34.13	34.03	32.31		
15	3	3	ALEGI Grace	SYS	◆ 2009	0.78	16:50.95	1:26.44
	50m 30.86	100m 1:03.73	150m 1:37.39	200m 2:11.40	250m 2:45.41	300m 3:18.89	350m 3:52.70	400m 4:26.26
		32.87	33.66	34.01	34.01	33.48	33.81	33.56
	450m 4:59.80	500m 5:33.36	550m 6:06.89	600m 6:40.37	650m 7:14.10	700m 7:47.62	750m 8:21.49	800m 8:55.19
	33.54	33.56	33.53	33.48	33.73	33.52	33.87	33.70
	850m 9:29.06	900m 10:02.96	950m 10:37.14	1000m 11:10.77	1050m 11:44.84	1100m 12:18.83	1150m 12:52.89	1200m 13:26.41
	33.87	33.90	34.18	33.63	34.07	33.99	34.06	33.52
	1250m 14:00.92	1300m 14:35.22	1350m 15:09.86	1400m 15:43.94	1450m 16:18.17			
	34.51	34.30	34.64	34.08	34.23	32.78		
16	2	7	NEACE Clarke	MAC-NC	◆ 2007	0.74	16:55.24	1:30.73
	50m 30.70	100m 1:04.42	150m 1:38.14	200m 2:12.27	250m 2:45.90	300m 3:20.28	350m 3:54.19	400m 4:28.43
		33.72	33.72	34.13	33.63	34.38	33.91	34.24
	450m 5:02.21	500m 5:36.16	550m 6:09.98	600m 6:44.41	650m 7:18.26	700m 7:52.40	750m 8:26.43	800m 9:00.65
	33.78	33.95	33.82	34.43	33.85	34.14	34.03	34.22
	850m 9:34.31	900m 10:08.31	950m 10:42.31	1000m 11:16.40	1050m 11:50.07	1100m 12:24.09	1150m 12:57.99	1200m 13:31.89
	33.66	34.00	34.00	34.09	33.67	34.02	33.90	33.90
	1250m 14:05.83	1300m 14:40.20	1350m 15:14.53	1400m 15:48.49	1450m 16:21.99			
	33.94	34.37	34.33	33.96	33.50	33.25		
17	2	5	REYNA Alexa	UN-AZ	2005	0.71	16:56.46	1:31.95
	50m 30.61	100m 1:03.89	150m 1:37.66	200m 2:11.40	250m 2:45.40	300m 3:19.37	350m 3:53.22	400m 4:27.03
		33.28	33.77	33.74	34.00	33.97	33.85	33.81
	450m 5:00.63	500m 5:34.25	550m 6:07.67	600m 6:41.28	650m 7:14.95	700m 7:48.94	750m 8:22.76	800m 8:56.86
	33.60	33.62	33.42	33.61	33.67	33.99	33.82	34.10
	850m 9:30.98	900m 10:05.15	950m 10:39.43	1000m 11:13.88	1050m 11:48.34	1100m 12:22.50	1150m 12:56.78	1200m 13:31.36
	34.12	34.17	34.28	34.45	34.46	34.16	34.28	34.58
	1250m 14:05.72	1300m 14:40.19	1350m 15:14.62	1400m 15:49.01	1450m 16:23.25			
	34.36	34.47	34.43	34.39	34.24	33.21		
18	2	8	MIEHL Zayda	CAT	◆ 2010	0.83	16:56.54	1:32.03
	50m 30.87	100m 1:04.20	150m 1:37.88	200m 2:11.86	250m 2:45.73	300m 3:19.96	350m 3:53.85	400m 4:27.97
		33.33	33.68	33.98	33.87	34.23	33.89	34.12
	450m 5:02.01	500m 5:36.11	550m 6:09.99	600m 6:44.12	650m 7:18.11	700m 7:52.26	750m 8:26.43	800m 9:00.72
	34.04	34.10	33.88	34.13	33.99	34.15	34.17	34.29
	850m 9:34.60	900m 10:08.74	950m 10:42.75	1000m 11:17.44	1050m 11:51.20	1100m 12:25.32	1150m 12:59.13	1200m 13:33.49
	33.88	34.14	34.01	34.69	33.76	34.12	33.81	34.36
	1250m 14:07.49	1300m 14:42.04	1350m 15:16.07	1400m 15:50.15	1450m 16:23.66			
	34.00	34.55	34.03	34.08	33.51	32.88		
19	4	8	HERFEL Clare	CLPR	◆ 2010	0.79	16:57.05	1:32.54
	50m 31.25	100m 1:04.35	150m 1:38.00	200m 2:12.33	250m 2:46.03	300m 3:20.42	350m 3:54.37	400m 4:28.65
		33.10	33.65	34.33	33.70	34.39	33.95	34.28
	450m 5:03.13	500m 5:37.78	550m 6:11.83	600m 6:46.48	650m 7:20.87	700m 7:55.54	750m 8:29.26	800m 9:03.70
	34.48	34.65	34.05	34.65	34.39	34.67	33.72	34.44
	850m 9:37.81	900m 10:12.03	950m 10:46.43	1000m 11:20.75	1050m 11:55.19	1100m 12:29.62	1150m 13:04.15	1200m 13:38.38
	34.11	34.22	34.40	34.32	34.44	34.43	34.53	34.23
	1250m 14:12.25	1300m 14:46.41	1350m 15:19.72	1400m 15:52.70	1450m 16:25.35			
	33.87	34.16	33.31	32.98	32.65	31.70		
20	4	6	ZHANG Sarah	REV	◆ 2010	0.67	16:59.54	1:35.03
	50m 29.86	100m 1:03.00	150m 1:36.65	200m 2:10.07	250m 2:43.88	300m 3:17.58	350m 3:51.80	400m 4:25.91
		33.14	33.65	33.42	33.81	33.70	34.22	34.11
	450m 4:59.99	500m 5:34.35	550m 6:08.67	600m 6:42.76	650m 7:17.47	700m 7:51.86	750m 8:26.25	800m 9:00.39
	34.08	34.36	34.32	34.09	34.71	34.39	34.39	34.14
	850m 9:34.55	900m 10:08.84	950m 10:43.25	1000m 11:17.83	1050m 11:52.08	1100m 12:26.63	1150m 13:01.37	1200m 13:35.61
	34.16	34.29	34.41	34.58	34.25	34.55	34.74	34.24
	1250m 14:10.23	1300m 14:44.62	1350m 15:18.63	1400m 15:53.64	1450m 16:27.51			
	34.62	34.39	34.01	35.01	33.87	32.03		

Official Timekeeping by Omega





2025 TYR Pro Swim Series

Fort Lauderdale, FL

April 30 - May 3



Event 101

30 APR 2025 - 5:00 PM

Women's 1500m Freestyle

Results Summary

Event Number 1

Rank	Heat	Lane	Name	Club Code	Year of Birth	R.T.	Time	Time Behind
21	3	4	ANDERSON Kate	VT	2005	0.74	17:01.64	1:37.13
	50m 31.16	100m 1:04.70	150m 1:38.28	200m 2:11.93	250m 2:45.87	300m 3:19.65	350m 3:53.49	400m 4:27.19
		33.54	33.58	33.65	33.94	33.78	33.84	33.70
	450m 5:01.32	500m 5:35.36	550m 6:09.64	600m 6:43.76	650m 7:18.31	700m 7:52.63	750m 8:27.08	800m 9:01.36
	34.13	34.04	34.28	34.12	34.55	34.32	34.45	34.28
	850m 9:35.57	900m 10:09.95	950m 10:44.15	1000m 11:18.45	1050m 11:52.92	1100m 12:27.18	1150m 13:01.73	1200m 13:36.12
	34.21	34.38	34.20	34.30	34.47	34.26	34.55	34.39
	1250m 14:10.57	1300m 14:45.07	1350m 15:19.47	1400m 15:53.79	1450m 16:27.94			
	34.45	34.50	34.40	34.32	34.15			
22	2	1	RIVA Izzy	SPA-FL	◆ 2009	0.77	17:04.76	1:40.25
	50m 30.81	100m 1:04.08	150m 1:38.38	200m 2:12.49	250m 2:46.80	300m 3:20.75	350m 3:55.14	400m 4:29.41
		32.27	34.30	34.11	34.31	33.95	34.39	34.27
	450m 5:04.04	500m 5:38.38	550m 6:13.01	600m 6:47.26	650m 7:21.63	700m 7:55.83	750m 8:30.56	800m 9:05.08
	34.63	34.34	34.63	34.25	34.37	34.20	34.73	34.52
	850m 9:39.49	900m 10:13.79	950m 10:48.52	1000m 11:22.87	1050m 11:57.51	1100m 12:32.16	1150m 13:06.94	1200m 13:41.62
	34.41	34.30	34.73	34.35	34.64	34.65	34.78	34.68
	1250m 14:16.11	1300m 14:50.78	1350m 15:25.18	1400m 15:59.48	1450m 16:32.78			
	34.49	34.67	34.40	34.30	33.30	31.98		
23	4	2	HARDY Sydney	SYS	◆ 2011	0.77	17:07.48	1:42.97
	50m 29.98	100m 1:02.95	150m 1:37.07	200m 2:10.96	250m 2:45.11	300m 3:19.61	350m 3:53.94	400m 4:28.32
		32.97	34.12	33.89	34.15	34.50	34.33	34.38
	450m 5:02.87	500m 5:37.39	550m 6:12.06	600m 6:47.09	650m 7:21.75	700m 7:56.42	750m 8:30.87	800m 9:05.66
	34.55	34.52	34.67	35.03	34.66	34.67	34.45	34.79
	850m 9:39.99	900m 10:14.80	950m 10:49.09	1000m 11:23.99	1050m 11:58.24	1100m 12:32.76	1150m 13:07.89	1200m 13:42.71
	34.33	34.81	34.29	34.90	34.25	34.52	35.13	34.82
	1250m 14:17.04	1300m 14:52.07	1350m 15:26.54	1400m 16:01.25	1450m 16:34.91			
	34.33	35.03	34.47	34.71	33.66	32.57		
24	3	5	TRAMONTANA Bella	SAND	2006	0.77	17:12.65	1:48.14
	50m 31.91	100m 1:05.82	150m 1:40.14	200m 2:14.87	250m 2:49.38	300m 3:24.02	350m 3:58.40	400m 4:33.07
		33.91	34.32	34.73	34.51	34.64	34.38	34.67
	450m 5:07.41	500m 5:41.49	550m 6:15.70	600m 6:49.93	650m 7:24.33	700m 7:58.87	750m 8:33.39	800m 9:07.76
	34.34	34.08	34.21	34.23	34.40	34.54	34.52	34.37
	850m 9:42.48	900m 10:17.06	950m 10:51.63	1000m 11:26.27	1050m 12:01.03	1100m 12:35.56	1150m 13:10.31	1200m 13:44.95
	34.72	34.58	34.57	34.64	34.76	34.53	34.75	34.64
	1250m 14:19.76	1300m 14:54.68	1350m 15:29.28	1400m 16:04.27	1450m 16:38.94			
	34.81	34.92	34.60	34.99	34.67	33.71		
25	2	9	LUEDKE Avery	ACAD	◆ 2007	0.82	17:16.37	1:51.86
	50m 31.56	100m 1:05.44	150m 1:39.79	200m 2:14.24	250m 2:48.82	300m 3:23.59	350m 3:58.32	400m 4:33.00
		33.88	34.35	34.45	34.58	34.77	34.73	34.68
	450m 5:07.54	500m 5:42.49	550m 6:16.38	600m 6:52.08	650m 7:26.84	700m 8:01.59	750m 8:36.32	800m 9:11.22
	34.54	34.95	33.89	35.70	34.76	34.75	34.73	34.90
	850m 9:45.67	900m 10:20.23	950m 10:54.78	1000m 11:29.71	1050m 12:04.39	1100m 12:39.49	1150m 13:14.19	1200m 13:49.18
	34.45	34.56	34.55	34.93	34.68	35.10	34.70	34.99
	1250m 14:23.80	1300m 14:58.68	1350m 15:33.50	1400m 16:08.22	1450m 16:42.75			
	34.62	34.88	34.82	34.72	34.53	33.62		
26	4	5	MOORE Morgan	PSU	2004	0.80	17:20.37	1:55.86
	50m 31.26	100m 1:05.03	150m 1:39.65	200m 2:14.75	250m 2:50.10	300m 3:25.46	350m 4:00.49	400m 4:36.00
		33.77	34.62	35.10	35.35	35.36	35.03	35.51
	450m 5:10.77	500m 5:46.24	550m 6:21.11	600m 6:55.86	650m 7:30.75	700m 8:05.29	750m 8:40.01	800m 9:14.77
	34.77	35.47	34.87	34.75	34.89	34.54	34.72	34.76
	850m 9:49.62	900m 10:24.04	950m 10:58.26	1000m 11:33.07	1050m 12:07.79	1100m 12:43.09	1150m 13:17.90	1200m 13:53.03
	34.85	34.42	34.22	34.81	34.72	35.30	34.81	35.13
	1250m 14:27.78	1300m 15:03.55	1350m 15:37.90	1400m 16:12.88	1450m 16:48.01			
	34.75	35.77	34.35	34.98	35.13	32.36		
27	4	7	COTE Mariana	YSF	2005	0.69	17:20.56	1:56.05
	50m 31.13	100m 1:04.86	150m 1:38.96	200m 2:13.24	250m 2:47.39	300m 3:21.94	350m 3:56.41	400m 4:31.07
		33.73	34.10	34.28	34.15	34.55	34.47	34.66
	450m 5:05.68	500m 5:40.60	550m 6:15.15	600m 6:50.20	650m 7:25.03	700m 8:00.35	750m 8:35.37	800m 9:11.10
	34.61	34.92	34.55	35.05	34.83	35.32	35.02	35.73
	850m 9:46.53	900m 10:21.89	950m 10:56.91	1000m 11:32.49	1050m 12:07.65	1100m 12:42.69	1150m 13:17.91	1200m 13:52.89
	35.43	35.36	35.02	35.58	35.16	35.04	35.22	34.98
	1250m 14:27.82	1300m 15:03.25	1350m 15:38.11	1400m 16:13.35	1450m 16:47.68			
	34.93	35.43	34.86	35.24	34.33	32.88		

Official Timekeeping by Omega





2025 TYR Pro Swim Series

Fort Lauderdale, FL

April 30 - May 3



Event 101

30 APR 2025 - 5:00 PM

Women's 1500m Freestyle

Results Summary

Event Number 1

Rank	Heat	Lane	Name	Club Code	Year of Birth	R.T.	Time	Time Behind
28	2	0	KLEIN Neala	BSS	◆ 2007	0.79	17:21.38	1:56.87
	50m 31.01	100m 1:04.79	150m 1:39.27	200m 2:13.73	250m 2:48.49	300m 3:22.81	350m 3:57.65	400m 4:32.24
		33.78	34.48	34.46	34.76	34.32	34.84	34.59
	450m 5:07.55	500m 5:41.81	550m 6:16.87	600m 6:51.86	650m 7:26.65	700m 8:01.40	750m 8:36.28	800m 9:11.15
	35.31	34.26	35.06	34.99	34.79	34.75	34.88	34.87
	850m 9:46.23	900m 10:21.24	950m 10:56.14	1000m 11:31.13	1050m 12:06.17	1100m 12:41.56	1150m 13:16.65	1200m 13:51.66
	35.08	35.01	34.90	34.99	35.04	35.39	35.09	35.01
	1250m 14:26.94	1300m 15:02.14	1350m 15:37.47	1400m 16:12.56	1450m 16:47.36			
	35.28	35.20	35.33	35.09	34.80	34.02		
29	3	7	XU Annie	MAC-IT	2012	0.67	17:22.02	1:57.51
	50m 30.18	100m 1:03.74	150m 1:37.79	200m 2:12.20	250m 2:46.35	300m 3:20.66	350m 3:55.19	400m 4:30.23
		33.56	34.05	34.41	34.15	34.31	34.53	35.04
	450m 5:04.93	500m 5:39.68	550m 6:14.02	600m 6:48.76	650m 7:23.69	700m 7:58.76	750m 8:33.80	800m 9:08.87
	34.70	34.75	34.34	34.74	34.93	35.07	35.04	35.07
	850m 9:44.20	900m 10:19.43	950m 10:54.83	1000m 11:30.18	1050m 12:05.83	1100m 12:41.27	1150m 13:16.62	1200m 13:52.49
	35.33	35.23	35.40	35.35	35.65	35.44	35.35	35.87
	1250m 14:28.13	1300m 15:03.56	1350m 15:38.76	1400m 16:13.84	1450m 16:48.92			
	35.64	35.43	35.20	35.08	35.08	33.10		
30	2	3	MILBAUM Lolly	SYS	◆ 2007	0.64	17:24.09	1:59.58
	50m 31.00	100m 1:04.54	150m 1:38.91	200m 2:13.26	250m 2:47.82	300m 3:22.24	350m 3:56.49	400m 4:31.11
		33.54	34.37	34.35	34.56	34.42	34.25	34.62
	450m 5:05.95	500m 5:40.88	550m 6:15.65	600m 6:50.96	650m 7:25.83	700m 8:01.18	750m 8:36.40	800m 9:11.88
	34.84	34.93	34.77	35.31	34.87	35.35	35.22	35.48
	850m 9:47.06	900m 10:22.62	950m 10:57.75	1000m 11:33.33	1050m 12:08.56	1100m 12:44.07	1150m 13:19.18	1200m 13:54.55
	35.18	35.56	35.13	35.58	35.23	35.51	35.11	35.37
	1250m 14:29.75	1300m 15:04.88	1350m 15:39.93	1400m 16:15.09	1450m 16:49.50			
	35.20	35.13	35.05	35.16	34.41	34.59		
31	3	6	FJARE Zoie	SPA-FL	◆ 2008	0.78	17:25.47	2:00.96
	50m 30.40	100m 1:03.54	150m 1:37.71	200m 2:12.06	250m 2:46.37	300m 3:20.87	350m 3:55.33	400m 4:30.02
		33.14	34.17	34.35	34.31	34.50	34.46	34.69
	450m 5:04.64	500m 5:39.44	550m 6:14.21	600m 6:49.28	650m 7:24.41	700m 7:59.52	750m 8:34.48	800m 9:09.49
	34.62	34.80	34.77	35.07	35.13	35.11	34.96	35.01
	850m 9:44.50	900m 10:20.18	950m 10:55.49	1000m 11:31.43	1050m 12:06.85	1100m 12:42.62	1150m 13:18.14	1200m 13:53.76
	35.01	35.68	35.31	35.94	35.42	35.77	35.52	35.62
	1250m 14:29.19	1300m 15:05.01	1350m 15:40.05	1400m 16:15.71	1450m 16:50.68			
	35.43	35.82	35.04	35.66	34.97	34.79		
32	5	7	BRENNAN Maddy	PAA	◆ 2008	0.77	17:25.88	2:01.37
	50m 31.01	100m 1:05.08	150m 1:40.39	200m 2:15.80	250m 2:51.04	300m 3:26.61	350m 4:01.92	400m 4:37.16
		34.07	35.31	35.41	35.24	35.57	35.31	35.24
	450m 5:12.34	500m 5:47.59	550m 6:22.95	600m 6:58.52	650m 7:33.64	700m 8:08.61	750m 8:43.78	800m 9:18.78
	35.18	35.25	35.36	35.57	35.12	34.97	35.17	35.00
	850m 9:53.72	900m 10:28.99	950m 11:04.32	1000m 11:39.44	1050m 12:14.05	1100m 12:49.33	1150m 13:24.92	1200m 14:00.06
	34.94	35.27	35.33	35.12	34.61	35.28	35.59	35.14
	1250m 14:35.24	1300m 15:10.41	1350m 15:45.15	1400m 16:19.48	1450m 16:53.63			
	35.18	35.17	34.74	34.33	34.15	32.25		
33	5	4	SAYBOLT Eianor	NCAP	◆ 2009	0.78	17:26.33	2:01.82
	50m 31.77	100m 1:07.03	150m 1:42.55	200m 2:18.09	250m 2:53.32	300m 3:29.51	350m 4:04.58	400m 4:39.73
		35.26	35.52	35.54	35.23	36.19	35.07	35.15
	450m 5:14.68	500m 5:49.94	550m 6:24.88	600m 7:00.10	650m 7:34.78	700m 8:09.88	750m 8:44.72	800m 9:19.82
	34.95	35.26	34.94	35.22	34.68	35.10	34.84	35.10
	850m 9:54.75	900m 10:29.74	950m 11:04.68	1000m 11:39.76	1050m 12:14.56	1100m 12:49.33	1150m 13:24.10	1200m 13:59.11
	34.93	34.99	34.94	35.08	34.80	34.77	34.77	35.01
	1250m 14:33.83	1300m 15:09.29	1350m 15:44.08	1400m 16:19.09	1450m 16:53.65			
	34.72	35.46	34.79	35.01	34.56	32.68		
34	4	3	BOOKSTEIN Delaney	VT	2005	0.76	17:29.09	2:04.58
	50m 31.21	100m 1:05.71	150m 1:40.51	200m 2:15.54	250m 2:50.18	300m 3:25.34	350m 4:00.34	400m 4:35.77
		34.50	34.80	35.03	34.64	35.16	35.00	35.43
	450m 5:10.90	500m 5:46.19	550m 6:20.91	600m 6:55.85	650m 7:30.51	700m 8:05.51	750m 8:40.37	800m 9:15.38
	35.13	35.29	34.72	34.94	34.66	35.00	34.86	35.01
	850m 9:50.15	900m 10:25.46	950m 11:00.51	1000m 11:35.95	1050m 12:11.19	1100m 12:46.79	1150m 13:22.17	1200m 13:57.52
	34.77	35.31	35.05	35.44	35.24	35.60	35.38	35.35
	1250m 14:32.96	1300m 15:08.48	1350m 15:44.28	1400m 16:19.80	1450m 16:54.96			
	35.44	35.52	35.80	35.52	35.16	34.13		

Official Timekeeping by Omega





2025 TYR Pro Swim Series

Fort Lauderdale, FL

April 30 - May 3



Event 101

30 APR 2025 - 5:00 PM

Women's 1500m Freestyle

Results Summary

Event Number 1

Rank	Heat	Lane	Name	Club Code	Year of Birth	R.T.	Time	Time Behind
35	5	6	ROGERS Caroline	CS	◆ 2009	0.72	17:31.25	2:06.74
	50m 31.84	100m 1:06.43	150m 1:41.49	200m 2:16.91	250m 2:51.93	300m 3:27.17	350m 4:02.23	400m 4:37.54
		34.59	35.06	35.42	35.02	35.24	35.06	35.31
	450m 5:12.36	500m 5:47.58	550m 6:22.51	600m 6:58.00	650m 7:33.02	700m 8:08.56	750m 8:43.48	800m 9:18.79
	34.82	35.22	34.93	35.49	35.02	35.54	34.92	35.31
	850m 9:53.89	900m 10:29.32	950m 11:04.62	1000m 11:40.02	1050m 12:15.06	1100m 12:50.20	1150m 13:25.26	1200m 14:00.95
	35.10	35.43	35.30	35.40	35.04	35.14	35.06	35.69
	1250m 14:36.07	1300m 15:11.84	1350m 15:46.75	1400m 16:22.48	1450m 16:57.46			
	35.12	35.77	34.91	35.73	34.98			
36	5	2	GLEDHILL Gemma	SYS	◆ 2008	0.73	17:32.39	2:07.88
	50m 31.97	100m 1:06.42	150m 1:41.47	200m 2:16.96	250m 2:52.50	300m 3:27.92	350m 4:03.15	400m 4:38.64
		34.45	35.05	35.49	35.54	35.42	35.23	35.49
	450m 5:13.84	500m 5:49.55	550m 6:24.70	600m 7:00.01	650m 7:35.39	700m 8:10.93	750m 8:46.27	800m 9:21.48
	35.20	35.71	35.15	35.31	35.38	35.54	35.34	35.21
	850m 9:56.47	900m 10:32.03	950m 11:07.13	1000m 11:42.70	1050m 12:17.72	1100m 12:53.26	1150m 13:28.70	1200m 14:04.08
	34.99	35.56	35.10	35.57	35.02	35.54	35.44	35.38
	1250m 14:39.26	1300m 15:14.45	1350m 15:49.02	1400m 16:24.21	1450m 16:58.89			
	35.18	35.19	34.57	35.19	34.68	33.50		
37	5	3	METZ Veronica	WOW	◆ 2010	0.70	17:36.01	2:11.50
	50m 31.33	100m 1:06.07	150m 1:41.29	200m 2:16.59	250m 2:51.92	300m 3:27.34	350m 4:02.62	400m 4:38.06
		34.74	35.22	35.30	35.33	35.42	35.28	35.44
	450m 5:13.20	500m 5:48.55	550m 6:23.91	600m 6:59.16	650m 7:34.67	700m 8:10.18	750m 8:45.66	800m 9:21.12
	35.14	35.35	35.36	35.25	35.51	35.51	35.48	35.46
	850m 9:56.70	900m 10:32.17	950m 11:07.81	1000m 11:43.48	1050m 12:19.19	1100m 12:54.91	1150m 13:30.73	1200m 14:06.51
	35.58	35.47	35.64	35.67	35.71	35.72	35.82	35.78
	1250m 14:42.37	1300m 15:18.15	1350m 15:53.86	1400m 16:29.40	1450m 17:04.12			
	35.86	35.78	35.71	35.54	34.72	31.89		
38	3	8	WILSON Izzy	SOFL	2006	0.74	17:36.69	2:12.18
	50m 30.71	100m 1:04.78	150m 1:39.05	200m 2:13.58	250m 2:48.14	300m 3:23.28	350m 3:58.29	400m 4:33.61
		34.07	34.27	34.53	34.56	35.14	35.01	35.32
	450m 5:08.54	500m 5:44.16	550m 6:19.46	600m 6:55.45	650m 7:30.64	700m 8:06.23	750m 8:41.52	800m 9:17.25
	34.93	35.62	35.30	35.99	35.19	35.59	35.29	35.73
	850m 9:52.77	900m 10:28.86	950m 11:04.35	1000m 11:40.18	1050m 12:16.09	1100m 12:52.16	1150m 13:27.42	1200m 14:03.18
	35.52	36.09	35.49	35.83	35.91	36.07	35.26	35.76
	1250m 14:38.40	1300m 15:14.20	1350m 15:50.15	1400m 16:26.12	1450m 17:01.57			
	35.22	35.80	35.95	35.97	35.45	35.12		
39	4	9	BARROWMAN Harper	DREX	2006	0.80	17:39.71	2:15.20
	50m 31.81	100m 1:06.49	150m 1:41.71	200m 2:17.19	250m 2:51.78	300m 3:26.82	350m 4:01.66	400m 4:36.63
		34.68	35.22	35.48	34.59	35.04	34.84	34.97
	450m 5:11.30	500m 5:46.27	550m 6:20.98	600m 6:56.31	650m 7:31.05	700m 8:06.16	750m 8:41.30	800m 9:17.24
	34.67	34.97	34.71	35.33	34.74	35.11	35.14	35.94
	850m 9:52.87	900m 10:29.11	950m 11:04.78	1000m 11:41.21	1050m 12:17.37	1100m 12:54.01	1150m 13:30.27	1200m 14:06.20
	35.63	36.24	35.67	36.43	36.16	36.64	36.26	35.93
	1250m 14:41.32	1300m 15:17.22	1350m 15:52.90	1400m 16:28.95	1450m 17:04.50			
	35.12	35.90	35.68	36.05	35.55	35.21		
40	4	0	STRICKLAND Ginger	NCAP	◆ 2009	0.74	17:43.09	2:18.58
	50m 32.02	100m 1:06.65	150m 1:42.11	200m 2:17.22	250m 2:52.82	300m 3:27.93	350m 4:02.93	400m 4:37.90
		34.63	35.46	35.11	35.60	35.11	35.00	34.97
	450m 5:13.52	500m 5:48.51	550m 6:23.83	600m 6:58.92	650m 7:34.34	700m 8:09.56	750m 8:45.22	800m 9:20.43
	35.62	34.99	35.32	35.09	35.42	35.22	35.66	35.21
	850m 9:56.40	900m 10:31.62	950m 11:07.64	1000m 11:43.11	1050m 12:19.05	1100m 12:54.80	1150m 13:30.88	1200m 14:06.88
	35.97	35.22	36.02	35.47	35.94	35.75	36.08	36.00
	1250m 14:43.13	1300m 15:19.09	1350m 15:55.54	1400m 16:31.68	1450m 17:07.83			
	36.25	35.96	36.45	36.14	36.15	35.26		
41	2	2	LEPAGE Charlotte	MAC-NC	◆ 2007	0.71	17:43.30	2:18.79
	50m 30.60	100m 1:04.24	150m 1:38.80	200m 2:13.55	250m 2:48.67	300m 3:23.29	350m 3:58.13	400m 4:33.11
		33.64	34.56	34.75	35.12	34.62	34.84	34.98
	450m 5:08.74	500m 5:44.19	550m 6:19.96	600m 6:55.53	650m 7:31.62	700m 8:07.12	750m 8:43.28	800m 9:19.24
	35.63	35.45	35.77	35.57	36.09	35.50	36.16	35.96
	850m 9:55.49	900m 10:31.40	950m 11:07.54	1000m 11:43.35	1050m 12:19.79	1100m 12:55.59	1150m 13:31.89	1200m 14:08.17
	36.25	35.91	36.14	35.81	36.44	35.80	36.30	36.28
	1250m 14:44.46	1300m 15:20.35	1350m 15:56.67	1400m 16:32.59	1450m 17:08.61			
	36.29	35.89	36.32	35.92	36.02	34.69		

Official Timekeeping by Omega





2025 TYR Pro Swim Series

Fort Lauderdale, FL

April 30 - May 3



Event 101

30 APR 2025 - 5:00 PM

Women's 1500m Freestyle

Results Summary

Event Number 1

Rank	Heat	Lane	Name	Club Code	Year of Birth	R.T.	Time	Time Behind
42	3	2	THOMAS Mia	TSC	◆ 2008	0.69	17:44.37	2:19.86
	50m 31.77	100m 1:06.47	150m 1:41.21	200m 2:16.95	250m 2:52.66	300m 3:28.43	350m 4:04.67	400m 4:40.79
		34.70	34.74	35.74	35.71	35.77	36.24	36.12
	450m 5:16.28	500m 5:52.16	550m 6:28.03	600m 7:04.19	650m 7:40.56	700m 8:17.19	750m 8:53.06	800m 9:29.28
	35.49	35.88	35.87	36.16	36.37	36.63	35.87	36.22
	850m 10:04.79	900m 10:41.68	950m 11:17.49	1000m 11:54.03	1050m 12:30.07	1100m 13:06.17	1150m 13:41.17	1200m 14:16.02
	35.51	36.89	35.81	36.54	36.04	36.10	35.00	34.85
	1250m 14:51.81	1300m 15:27.65	1350m 16:02.78	1400m 16:37.37	1450m 17:11.30			
	35.79	35.84	35.13	34.59	33.93	33.07		
43	3	9	GEORGE Heidi	UN-NN	1976	0.80	17:47.08	2:22.57
	50m 32.87	100m 1:08.23	150m 1:43.26	200m 2:19.04	250m 2:54.10	300m 3:29.98	350m 4:05.26	400m 4:41.16
		35.36	35.03	35.78	35.06	35.88	35.28	35.90
	450m 5:16.64	500m 5:52.54	550m 6:28.13	600m 7:04.09	650m 7:39.47	700m 8:15.35	750m 8:50.89	800m 9:26.81
	35.48	35.90	35.59	35.96	35.38	35.88	35.54	35.92
	850m 10:02.37	900m 10:38.34	950m 11:14.14	1000m 11:50.22	1050m 12:25.95	1100m 13:01.87	1150m 13:37.70	1200m 14:13.56
	35.56	35.97	35.80	36.08	35.73	35.92	35.83	35.86
	1250m 14:49.44	1300m 15:25.35	1350m 16:01.00	1400m 16:36.79	1450m 17:12.12			
	35.88	35.91	35.65	35.79	35.33	34.96		
44	5	5	VERCOLLONE Ava	NBAC	◆ 2008	0.75	17:52.71	2:28.20
	50m 31.56	100m 1:06.47	150m 1:41.37	200m 2:17.12	250m 2:52.89	300m 3:28.33	350m 4:04.66	400m 4:40.99
		34.91	34.90	35.75	35.77	35.44	36.33	36.33
	450m 5:15.71	500m 5:52.06	550m 6:28.41	600m 7:04.57	650m 7:41.00	700m 8:16.91	750m 8:53.36	800m 9:29.59
	34.72	36.35	36.35	36.16	36.43	35.91	36.45	36.23
	850m 10:05.80	900m 10:41.82	950m 11:18.08	1000m 11:54.11	1050m 12:30.33	1100m 13:05.99	1150m 13:42.37	1200m 14:18.49
	36.21	36.02	36.26	36.03	36.22	35.66	36.38	36.12
	1250m 14:54.53	1300m 15:30.40	1350m 16:06.76	1400m 16:42.53	1450m 17:18.45			
	36.04	35.87	36.36	35.77	35.92	34.26		
45	4	1	FOX Megan	UN-NJ	2003	0.74	17:55.01	2:30.50
	50m 32.19	100m 1:07.86	150m 1:42.10	200m 2:17.00	250m 2:51.19	300m 3:26.69	350m 4:00.97	400m 4:36.72
		35.67	34.24	34.90	34.19	35.50	34.28	35.75
	450m 5:11.44	500m 5:45.93	550m 6:20.37	600m 6:57.05	650m 7:32.00	700m 8:07.05	750m 8:43.81	800m 9:19.32
	34.72	34.49	34.44	36.68	34.95	35.05	36.76	35.51
	850m 9:56.53	900m 10:32.02	950m 11:09.77	1000m 11:45.89	1050m 12:22.40	1100m 13:00.32	1150m 13:36.11	1200m 14:14.38
	37.21	35.49	37.75	36.12	36.51	37.92	35.79	38.27
	1250m 14:52.30	1300m 15:28.01	1350m 16:06.37	1400m 16:41.71	1450m 17:19.94			
	37.92	35.71	38.36	35.34	38.23	35.07		
46	3	0	MUNDEE Isabelle	UN-NE	2006	0.68	18:03.75	2:39.24
	50m 31.39	100m 1:05.34	150m 1:40.03	200m 2:14.95	250m 2:49.75	300m 3:24.87	350m 4:00.27	400m 4:35.46
		33.95	34.69	34.92	34.80	35.12	35.40	35.19
	450m 5:10.98	500m 5:46.34	550m 6:22.20	600m 6:58.23	650m 7:34.60	700m 8:10.98	750m 8:47.59	800m 9:24.25
	35.52	35.36	35.86	36.03	36.37	36.38	36.61	36.66
	850m 10:01.19	900m 10:38.44	950m 11:15.26	1000m 11:52.56	1050m 12:29.66	1100m 13:06.86	1150m 13:43.93	1200m 14:21.44
	36.94	37.25	36.82	37.30	37.10	37.20	37.07	37.51
	1250m 14:58.88	1300m 15:35.65	1350m 16:13.03	1400m 16:50.06	1450m 17:27.47			
	37.44	36.77	37.38	37.03	37.41	36.28		

Legend:	◆ Junior swimmer	AR American Record	R.T. Reaction Time	US US Open Record
WJ World Junior Record	WR World Record			

Official Timekeeping by Omega





2025 TYR Pro Swim Series

Fort Lauderdale, FL

April 30 - May 3



Event 102 30 APR 2025 - 5:17 PM

Men's 1500m Freestyle

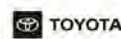
Results Summary

Event Number 2

	Record	Splits				Name	NAT Code	Location	Date
WR	14:30.67	55.47	1:53.59	3:50.38	7:45.18	FINKE Bobby	SPA-FL	Paris (FRA)	4 AUG 2024
AR	14:30.67	55.47	1:53.59	3:50.38	7:45.18	FINKE Bobby	SPA-FL	Paris (FRA)	4 AUG 2024
US	14:40.28	55.65	1:54.21	3:52.46	7:48.80	FINKE Bobby	SPA-FL	Indianapolis, IN (USA)	23 JUN 2024
WJ	14:41.22	56.21	1:55.37	3:54.00	7:50.74	TUNCELLI Kuzey	TUR	Paris (FRA)	4 AUG 2024

Rank	Heat	Lane	Name	Club Code	Year of Birth	R.T.	Time	Time Behind
1	1	4	FINKE Bobby	SPA-FL	1999	0.76	14:54.49	
	50m 26.94	100m 56.04	150m 1:25.82	200m 1:55.45	250m 2:25.36	300m 2:55.02	350m 3:24.87	400m 3:54.81
		29.10	29.78	29.63	29.91	29.66	29.85	29.94
	450m 4:24.86	500m 4:54.84	550m 5:24.84	600m 5:54.85	650m 6:24.82	700m 6:54.84	750m 7:24.88	800m 7:54.84
	30.05	29.98	30.00	30.01	29.97	30.02	30.04	29.96
	850m 8:24.98	900m 8:54.84	950m 9:25.01	1000m 9:55.05	1050m 10:25.15	1100m 10:55.23	1150m 11:25.42	1200m 11:55.50
	30.14	29.86	30.17	30.04	30.10	30.08	30.19	30.08
	1250m 12:25.59	1300m 12:55.69	1350m 13:25.91	1400m 13:55.96	1450m 14:25.66			
	30.09	30.10	30.22	30.05	29.70	28.83		
2	1	8	ERISMAN Ryan	LAKR	2006	0.74	15:20.47	25.98
	50m 27.85	100m 57.82	150m 1:27.88	200m 1:58.06	250m 2:28.22	300m 2:59.10	350m 3:29.73	400m 4:00.85
		29.97	30.06	30.18	30.16	30.88	30.63	31.12
	450m 4:32.16	500m 5:03.48	550m 5:34.78	600m 6:05.84	650m 6:36.88	700m 7:08.16	750m 7:39.57	800m 8:10.70
	31.31	31.32	31.30	31.06	31.04	31.28	31.41	31.13
	850m 8:41.72	900m 9:12.65	950m 9:43.14	1000m 10:13.88	1050m 10:44.80	1100m 11:15.78	1150m 11:46.26	1200m 12:16.99
	31.02	30.93	30.49	30.84	30.82	30.98	30.48	30.73
	1250m 12:47.76	1300m 13:19.37	1350m 13:50.51	1400m 14:21.49	1450m 14:51.69			
	30.77	31.61	31.14	30.98	30.20	28.78		
3	1	2	VALLMITJANA Juan	ESP	◆ 2009	0.75	15:24.55	30.06
	50m 28.37	100m 58.76	150m 1:30.16	200m 2:01.24	250m 2:32.51	300m 3:03.73	350m 3:35.31	400m 4:06.68
		30.39	31.40	31.08	31.27	31.22	31.58	31.37
	450m 4:38.03	500m 5:08.99	550m 5:40.07	600m 6:11.03	650m 6:42.42	700m 7:13.40	750m 7:44.37	800m 8:15.57
	31.35	30.96	31.08	30.96	31.39	30.98	30.97	31.20
	850m 8:46.69	900m 9:17.89	950m 9:49.09	1000m 10:19.88	1050m 10:51.10	1100m 11:21.76	1150m 11:52.75	1200m 12:23.57
	31.12	31.20	31.20	30.79	31.22	30.66	30.99	30.82
	1250m 12:54.55	1300m 13:25.12	1350m 13:55.38	1400m 14:26.15	1450m 14:55.71			
	30.98	30.57	30.26	30.77	29.56	28.84		
4	1	5	ELLIS Luke	SAND	2006	0.68	15:30.13	35.64
	50m 28.53	100m 59.64	150m 1:30.84	200m 2:02.22	250m 2:33.59	300m 3:05.16	350m 3:36.79	400m 4:08.53
		31.11	31.20	31.38	31.37	31.57	31.63	31.74
	450m 4:40.13	500m 5:11.63	550m 5:43.24	600m 6:14.47	650m 6:45.86	700m 7:17.37	750m 7:48.65	800m 8:19.87
	31.60	31.50	31.61	31.23	31.39	31.51	31.28	31.22
	850m 8:51.00	900m 9:22.26	950m 9:53.55	1000m 10:24.41	1050m 10:55.19	1100m 11:26.21	1150m 11:57.01	1200m 12:27.85
	31.13	31.26	31.29	30.86	30.78	31.02	30.80	30.84
	1250m 12:58.45	1300m 13:29.17	1350m 13:59.72	1400m 14:30.31	1450m 15:00.61			
	30.60	30.72	30.55	30.59	30.30	29.52		
5	1	6	MANTEUFEL Gabriel	SAND	◆ 2007	0.70	15:34.88	40.39
	50m 27.34	100m 56.50	150m 1:26.57	200m 1:56.90	250m 2:27.46	300m 2:58.52	350m 3:29.54	400m 4:00.89
		29.16	30.07	30.33	30.56	31.06	31.02	31.35
	450m 4:31.98	500m 5:03.56	550m 5:35.00	600m 6:06.57	650m 6:37.75	700m 7:09.30	750m 7:40.70	800m 8:12.29
	31.09	31.58	31.44	31.57	31.18	31.55	31.40	31.59
	850m 8:43.66	900m 9:15.32	950m 9:46.91	1000m 10:18.61	1050m 10:50.25	1100m 11:21.84	1150m 11:53.45	1200m 12:25.12
	31.37	31.66	31.59	31.70	31.64	31.59	31.61	31.67
	1250m 12:57.05	1300m 13:28.57	1350m 14:00.47	1400m 14:32.26	1450m 15:03.97			
	31.93	31.52	31.90	31.79	31.71	30.91		
6	1	3	MULGREW Will	SAC	◆ 2007	0.75	15:37.81	43.32
	50m 28.32	100m 59.00	150m 1:30.25	200m 2:01.50	250m 2:32.83	300m 3:04.06	350m 3:35.65	400m 4:07.09
		30.68	31.25	31.25	31.33	31.23	31.59	31.44
	450m 4:38.61	500m 5:10.10	550m 5:41.68	600m 6:13.13	650m 6:44.61	700m 7:16.32	750m 7:48.10	800m 8:19.71
	31.52	31.49	31.58	31.45	31.48	31.71	31.78	31.61
	850m 8:51.13	900m 9:22.31	950m 9:53.99	1000m 10:24.70	1050m 10:56.23	1100m 11:27.30	1150m 11:58.69	1200m 12:30.89
	31.42	31.18	31.68	30.71	31.53	31.07	31.39	32.20
	1250m 13:02.54	1300m 13:34.24	1350m 14:06.11	1400m 14:37.23	1450m 15:08.07			
	31.65	31.70	31.87	31.12	30.84	29.74		

Official Timekeeping by Omega





2025 TYR Pro Swim Series

Fort Lauderdale, FL

April 30 - May 3



Event 102 30 APR 2025 - 5:17 PM

Men's 1500m Freestyle

Results Summary

Event Number 2

Rank	Heat	Lane	Name	Club Code	Year of Birth	R.T.	Time	Time Behind
7	2	3	IRWIN Jackson	SRQ	◆ 2008	0.66	15:41.29	46.80
	50m 28.07	100m 1:00.41	150m 1:31.76	200m 2:03.65	250m 2:35.16	300m 3:06.98	350m 3:38.41	400m 4:09.80
		32.34	31.35	31.89	31.51	31.82	31.43	31.39
	450m 4:41.40	500m 5:13.07	550m 5:44.96	600m 6:16.53	650m 6:47.98	700m 7:19.27	750m 7:50.75	800m 8:22.32
	31.60	31.67	31.89	31.57	31.45	31.29	31.48	31.57
	850m 8:53.85	900m 9:25.36	950m 9:56.99	1000m 10:28.31	1050m 10:59.75	1100m 11:31.16	1150m 12:02.40	1200m 12:33.87
	31.53	31.51	31.63	31.32	31.44	31.41	31.24	31.47
	1250m 13:05.51	1300m 13:37.23	1350m 14:09.16	1400m 14:40.58	1450m 15:11.52			
	31.64	31.72	31.93	31.42	30.94	29.77		
8	2	8	CHEREPANOV Lev	AZFL	2001	0.67	15:41.86	47.37
	50m 28.73	100m 1:00.33	150m 1:32.06	200m 2:04.67	250m 2:36.52	300m 3:08.50	350m 3:39.84	400m 4:11.78
		31.60	31.73	32.61	31.85	31.98	31.34	31.94
	450m 4:43.00	500m 5:14.95	550m 5:46.09	600m 6:17.76	650m 6:48.85	700m 7:20.91	750m 7:52.04	800m 8:24.13
	31.22	31.95	31.14	31.67	31.09	32.06	31.13	32.09
	850m 8:55.39	900m 9:27.24	950m 9:58.10	1000m 10:30.14	1050m 11:01.42	1100m 11:33.22	1150m 12:04.46	1200m 12:36.61
	31.26	31.85	30.86	32.04	31.28	31.80	31.24	32.15
	1250m 13:07.73	1300m 13:39.57	1350m 14:10.95	1400m 14:42.86	1450m 15:12.92			
	31.12	31.84	31.38	31.91	30.06	28.94		
9	3	8	BUCK Connor	PRIN	2003	0.71	15:46.14	51.65
	50m 29.27	100m 1:01.14	150m 1:33.04	200m 2:05.08	250m 2:37.19	300m 3:09.21	350m 3:41.03	400m 4:13.05
		31.87	31.90	32.04	32.11	32.02	31.82	32.02
	450m 4:44.83	500m 5:16.86	550m 5:48.46	600m 6:20.63	650m 6:52.26	700m 7:24.29	750m 7:55.85	800m 8:27.64
	31.78	32.03	31.60	32.17	31.63	32.03	31.56	31.79
	850m 8:59.29	900m 9:31.17	950m 10:02.62	1000m 10:34.68	1050m 11:06.13	1100m 11:38.19	1150m 12:09.58	1200m 12:41.40
	31.65	31.88	31.45	32.06	31.45	32.06	31.39	31.82
	1250m 13:12.64	1300m 13:44.35	1350m 14:15.38	1400m 14:46.36	1450m 15:16.46			
	31.24	31.71	31.03	30.98	30.10	29.68		
10	2	4	YWANAGA PAPI Adrian	AZFL	2004	0.76	15:47.79	53.30
	50m 29.06	100m 1:00.21	150m 1:31.78	200m 2:03.49	250m 2:34.85	300m 3:06.39	350m 3:37.96	400m 4:09.79
		31.15	31.57	31.71	31.36	31.54	31.57	31.83
	450m 4:41.37	500m 5:13.13	550m 5:44.87	600m 6:16.58	650m 6:48.12	700m 7:19.72	750m 7:50.96	800m 8:22.61
	31.58	31.76	31.74	31.71	31.54	31.60	31.24	31.65
	850m 8:54.16	900m 9:25.96	950m 9:57.66	1000m 10:29.46	1050m 11:01.03	1100m 11:32.96	1150m 12:04.93	1200m 12:37.01
	31.55	31.80	31.70	31.80	31.57	31.93	31.97	32.08
	1250m 13:09.30	1300m 13:41.54	1350m 14:13.64	1400m 14:46.14	1450m 15:17.80			
	32.29	32.24	32.10	32.50	31.66	29.99		
11	2	7	SHOEMAKER Henry	SRQ	2006	0.71	15:48.74	54.25
	50m 29.14	100m 1:00.51	150m 1:32.42	200m 2:04.61	250m 2:36.74	300m 3:09.01	350m 3:40.77	400m 4:12.38
		31.37	31.91	32.19	32.13	32.27	31.76	31.61
	450m 4:43.96	500m 5:15.97	550m 5:47.42	600m 6:19.41	650m 6:50.77	700m 7:22.51	750m 7:53.60	800m 8:25.56
	31.58	32.01	31.45	31.99	31.36	31.74	31.09	31.96
	850m 8:56.76	900m 9:28.56	950m 9:59.78	1000m 10:31.81	1050m 11:03.59	1100m 11:35.47	1150m 12:06.97	1200m 12:39.28
	31.20	31.80	31.22	32.03	31.78	31.88	31.50	32.31
	1250m 13:10.92	1300m 13:42.91	1350m 14:14.67	1400m 14:46.84	1450m 15:18.22			
	31.64	31.99	31.76	32.17	31.38	30.52		
12	1	1	VOROBIEV Max	MAC-IT	◆ 2007	0.73	15:49.23	54.74
	50m 28.08	100m 57.98	150m 1:28.96	200m 2:00.08	250m 2:31.91	300m 3:03.47	350m 3:35.45	400m 4:07.02
		29.90	30.98	31.12	31.83	31.56	31.98	31.57
	450m 4:39.04	500m 5:10.67	550m 5:42.85	600m 6:14.75	650m 6:46.94	700m 7:18.88	750m 7:51.00	800m 8:22.92
	32.02	31.63	32.18	31.90	32.19	31.94	32.12	31.92
	850m 8:55.12	900m 9:27.08	950m 9:59.13	1000m 10:31.35	1050m 11:03.40	1100m 11:35.37	1150m 12:07.63	1200m 12:39.67
	32.20	31.96	32.05	32.22	32.05	31.97	32.26	32.04
	1250m 13:11.87	1300m 13:44.15	1350m 14:16.07	1400m 14:47.61	1450m 15:19.01			
	32.20	32.28	31.92	31.54	31.40	30.22		
13	2	1	BRUNO Andre	AZFL	2005	0.66	15:51.80	57.31
	50m 29.12	100m 1:00.39	150m 1:31.95	200m 2:03.73	250m 2:35.54	300m 3:07.48	350m 3:39.52	400m 4:11.44
		31.27	31.56	31.78	31.81	31.94	32.04	31.92
	450m 4:43.37	500m 5:15.25	550m 5:47.26	600m 6:19.01	650m 6:50.83	700m 7:22.55	750m 7:54.44	800m 8:26.52
	31.93	31.88	32.01	31.75	31.82	31.72	31.89	32.08
	850m 8:58.51	900m 9:30.41	950m 10:02.47	1000m 10:34.29	1050m 11:06.52	1100m 11:38.51	1150m 12:10.61	1200m 12:42.49
	31.99	31.90	32.06	31.82	32.23	31.99	32.10	31.88
	1250m 13:14.75	1300m 13:46.85	1350m 14:19.05	1400m 14:51.12	1450m 15:22.44			
	32.26	32.10	32.20	32.07	31.32	29.36		

Official Timekeeping by Omega





2025 TYR Pro Swim Series

Fort Lauderdale, FL

April 30 - May 3



Event 102

30 APR 2025 - 5:17 PM

Men's 1500m Freestyle

Results Summary

Event Number 2

Rank	Heat	Lane	Name	Club Code	Year of Birth	R.T.	Time	Time Behind
14	1	9	HEHENBERGER Cobe	SPA-FL	◆ 2009	0.76	15:53.58	59.09
	50m 27.97	100m 57.99	150m 1:28.17	200m 1:59.18	250m 2:30.62	300m 3:02.50	350m 3:34.10	400m 4:06.08
		30.02	30.18	31.01	31.44	31.88	31.60	31.98
	450m 4:37.97	500m 5:10.08	550m 5:41.76	600m 6:14.05	650m 6:45.90	700m 7:18.59	750m 7:50.57	800m 8:22.98
	31.89	32.11	31.68	32.29	31.85	32.69	31.98	32.41
	850m 8:55.11	900m 9:27.66	950m 10:00.02	1000m 10:32.43	1050m 11:04.63	1100m 11:37.00	1150m 12:09.49	1200m 12:41.92
	32.13	32.55	32.36	32.41	32.20	32.37	32.49	32.43
	1250m 13:14.13	1300m 13:46.69	1350m 14:18.88	1400m 14:51.58	1450m 15:23.08			
	32.21	32.56	32.19	32.70	31.50	30.50		
15	3	6	SHAO Oliver	BAD	◆ 2007	0.65	15:53.80	59.31
	50m 29.01	100m 1:00.44	150m 1:32.23	200m 2:04.13	250m 2:36.00	300m 3:07.70	350m 3:39.60	400m 4:11.42
		31.43	31.79	31.90	31.87	31.70	31.90	31.82
	450m 4:43.31	500m 5:15.31	550m 5:47.34	600m 6:19.20	650m 6:51.40	700m 7:23.46	750m 7:55.77	800m 8:27.72
	31.89	32.00	32.03	31.86	32.20	32.06	32.31	31.95
	850m 8:59.86	900m 9:31.91	950m 10:03.97	1000m 10:35.85	1050m 11:07.94	1100m 11:39.82	1150m 12:10.75	1200m 12:43.64
	32.14	32.05	32.06	31.88	32.09	31.88	30.93	32.89
	1250m 13:15.91	1300m 13:47.67	1350m 14:19.72	1400m 14:51.33	1450m 15:23.18			
	32.27	31.76	32.05	31.61	31.85	30.62		
16	1	0	KING Ryan	UN-AZ	2003	0.68	15:59.82	1:05.33
	50m 29.21	100m 1:00.83	150m 1:32.82	200m 2:05.11	250m 2:37.01	300m 3:09.45	350m 3:41.41	400m 4:13.53
		31.62	31.99	32.29	31.90	32.44	31.96	32.12
	450m 4:45.25	500m 5:17.78	550m 5:49.50	600m 6:19.56	650m 6:53.25	700m 7:25.06	750m 7:56.91	800m 8:28.77
	31.72	32.53	31.72	32.06	31.69	31.81	31.85	31.86
	850m 9:00.37	900m 9:32.25	950m 10:03.97	1000m 10:36.30	1050m 11:08.21	1100m 11:40.65	1150m 12:12.51	1200m 12:45.09
	31.60	31.88	31.72	32.33	31.91	32.44	31.86	32.58
	1250m 13:17.58	1300m 13:50.29	1350m 14:22.58	1400m 14:55.36	1450m 15:27.94			
	32.49	32.71	32.29	32.78	32.58	31.88		
17	3	4	MADHAVAN Vedaant	VT	2005	0.65	16:01.79	1:07.30
	50m 27.87	100m 58.91	150m 1:30.73	200m 2:02.82	250m 2:35.17	300m 3:07.55	350m 3:39.87	400m 4:12.27
		31.04	31.82	32.09	32.35	32.38	32.32	32.40
	450m 4:44.75	500m 5:17.32	550m 5:49.57	600m 6:22.09	650m 6:54.48	700m 7:27.03	750m 7:59.57	800m 8:31.93
	32.48	32.57	32.25	32.52	32.39	32.55	32.54	32.36
	850m 9:04.37	900m 9:36.75	950m 10:09.00	1000m 10:41.68	1050m 11:13.63	1100m 11:46.07	1150m 12:18.29	1200m 12:50.87
	32.44	32.38	32.25	32.68	31.95	32.44	32.22	32.58
	1250m 13:22.83	1300m 13:55.51	1350m 14:27.56	1400m 14:59.96	1450m 15:32.14			
	31.96	32.68	32.05	32.40	32.18	29.65		
18	1	7	MUDADU Noah	SAND	◆ 2007	0.67	16:01.89	1:07.40
	50m 27.53	100m 57.58	150m 1:27.78	200m 1:59.21	250m 2:30.78	300m 3:02.57	350m 3:34.47	400m 4:06.98
		30.05	30.20	31.43	31.57	31.79	31.90	32.51
	450m 4:38.72	500m 5:10.49	550m 5:42.72	600m 6:14.69	650m 6:46.67	700m 7:18.95	750m 7:51.59	800m 8:24.31
	31.74	31.77	32.23	31.97	31.98	32.28	32.64	32.72
	850m 8:57.36	900m 9:30.59	950m 10:03.83	1000m 10:36.76	1050m 11:09.49	1100m 11:42.35	1150m 12:15.13	1200m 12:47.89
	33.05	33.23	33.24	32.93	32.73	32.86	32.78	32.76
	1250m 13:20.48	1300m 13:53.13	1350m 14:24.97	1400m 14:57.42	1450m 15:30.42			
	32.59	32.65	31.84	32.45	33.00	31.47		
19	4	6	HERON Avery	NBAC	◆ 2009	0.71	16:06.96	1:12.47
	50m 28.89	100m 1:00.35	150m 1:32.40	200m 2:04.49	250m 2:36.76	300m 3:08.98	350m 3:41.85	400m 4:14.17
		31.46	32.05	32.09	32.27	32.22	32.87	32.32
	450m 4:46.56	500m 5:18.91	550m 5:51.46	600m 6:23.87	650m 6:56.32	700m 7:28.59	750m 8:01.07	800m 8:33.27
	32.39	32.35	32.55	32.41	32.45	32.27	32.48	32.20
	850m 9:05.67	900m 9:37.70	950m 10:10.18	1000m 10:42.59	1050m 11:15.25	1100m 11:47.79	1150m 12:20.51	1200m 12:53.18
	32.40	32.03	32.48	32.41	32.66	32.54	32.72	32.67
	1250m 13:25.82	1300m 13:58.55	1350m 14:31.18	1400m 15:03.69	1450m 15:35.78			
	32.64	32.73	32.63	32.51	32.09	31.18		
20	4	5	DEBRUIN Jackson	SYS	◆ 2008	0.69	16:07.77	1:13.28
	50m 28.74	100m 1:00.44	150m 1:32.18	200m 2:03.94	250m 2:35.53	300m 3:07.43	350m 3:39.31	400m 4:11.24
		31.70	31.74	31.76	31.59	31.90	31.88	31.93
	450m 4:43.45	500m 5:16.16	550m 5:48.31	600m 6:21.19	650m 6:53.41	700m 7:26.38	750m 7:58.95	800m 8:31.82
	32.21	32.71	32.15	32.88	32.22	32.97	32.57	32.87
	850m 9:04.19	900m 9:37.22	950m 10:09.78	1000m 10:42.98	1050m 11:15.26	1100m 11:48.16	1150m 12:20.72	1200m 12:53.73
	32.37	33.03	32.56	33.20	32.28	32.90	32.56	33.01
	1250m 13:26.19	1300m 13:59.35	1350m 14:31.99	1400m 15:04.99	1450m 15:36.83			
	32.46	33.16	32.64	33.00	31.84	30.94		

Official Timekeeping by Omega





2025 TYR Pro Swim Series

Fort Lauderdale, FL

April 30 - May 3



Event 102 30 APR 2025 - 5:17 PM

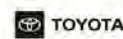
Men's 1500m Freestyle

Results Summary

Event Number 2

Rank	Heat	Lane	Name	Club Code	Year of Birth	R.T.	Time	Time Behind
21	2	0	MARCUS Max	PRIN	◆ 2007	0.69	16:07.96	1:13.47
	50m 29.20	100m 1:00.73	150m 1:32.92	200m 2:05.14	250m 2:37.29	300m 3:09.80	350m 3:41.98	400m 4:14.59
		31.53	32.19	32.22	32.15	32.51	32.18	32.61
	450m 4:46.89	500m 5:19.53	550m 5:52.14	600m 6:24.78	650m 6:57.38	700m 7:29.94	750m 8:02.34	800m 8:35.41
	32.30	32.64	32.61	32.64	32.60	32.56	32.40	33.07
	850m 9:07.96	900m 9:40.48	950m 10:13.36	1000m 10:46.15	1050m 11:19.43	1100m 11:53.27	1150m 12:25.36	1200m 12:58.03
	32.55	32.52	32.88	32.79	33.28	33.84	32.09	32.67
	1250m 13:30.29	1300m 14:02.59	1350m 14:34.86	1400m 15:06.84	1450m 15:38.46			
	32.26	32.30	32.27	31.98	31.62	29.50		
22	2	2	ALZATE Santi	MAC-NC	◆ 2008	0.73	16:08.19	1:13.70
	50m 28.70	100m 59.95	150m 1:31.67	200m 2:03.57	250m 2:35.49	300m 3:07.39	350m 3:39.61	400m 4:11.89
		31.25	31.72	31.90	31.92	31.90	32.22	32.28
	450m 4:44.28	500m 5:16.61	550m 5:48.98	600m 6:21.40	650m 6:53.82	700m 7:26.53	750m 7:58.96	800m 8:31.71
	32.39	32.33	32.37	32.42	32.42	32.71	32.43	32.75
	850m 9:04.31	900m 9:37.11	950m 10:09.77	1000m 10:42.50	1050m 11:15.24	1100m 11:47.81	1150m 12:20.54	1200m 12:53.31
	32.60	32.80	32.66	32.73	32.74	32.57	32.73	32.77
	1250m 13:25.83	1300m 13:58.80	1350m 14:31.28	1400m 15:04.02	1450m 15:36.66			
	32.52	32.97	32.48	32.74	32.64	31.53		
23	3	0	STANTON Baylor	GA	◆ 2007	0.69	16:11.38	1:16.89
	50m 27.69	100m 58.62	150m 1:30.34	200m 2:02.25	250m 2:34.46	300m 3:06.55	350m 3:39.01	400m 4:11.21
		30.93	31.72	31.91	32.21	32.09	32.46	32.20
	450m 4:43.87	500m 5:16.61	550m 5:48.71	600m 6:21.33	650m 6:54.22	700m 7:26.91	750m 7:59.88	800m 8:32.41
	32.66	32.26	32.58	32.62	32.89	32.69	32.97	32.53
	850m 9:05.32	900m 9:38.34	950m 10:11.44	1000m 10:44.11	1050m 11:17.39	1100m 11:50.22	1150m 12:23.58	1200m 12:56.60
	32.91	33.02	33.10	32.67	33.28	32.83	33.36	33.02
	1250m 13:30.13	1300m 14:02.89	1350m 14:35.88	1400m 15:08.65	1450m 15:41.51			
	33.53	32.76	32.99	32.77	32.86	29.87		
24	2	6	CLONTZ Norvin	MSA	◆ 2007	0.76	16:12.29	1:17.80
	50m 29.12	100m 1:00.19	150m 1:32.41	200m 2:04.58	250m 2:36.49	300m 3:08.88	350m 3:41.27	400m 4:13.33
		31.07	32.22	32.17	31.91	32.39	32.39	32.06
	450m 4:45.58	500m 5:17.51	550m 5:49.68	600m 6:21.91	650m 6:54.42	700m 7:26.43	750m 7:59.08	800m 8:32.12
	32.25	31.93	32.17	32.23	32.51	32.01	32.65	33.04
	850m 9:05.03	900m 9:38.20	950m 10:10.91	1000m 10:43.75	1050m 11:16.45	1100m 11:49.71	1150m 12:22.87	1200m 12:56.39
	32.91	33.17	32.71	32.84	32.70	33.26	33.16	33.52
	1250m 13:29.55	1300m 14:03.15	1350m 14:36.14	1400m 15:09.45	1450m 15:42.21			
	33.16	33.60	32.99	33.31	32.76	30.08		
25	4	4	ANSELM Rylan	PSU	2005	0.68	16:12.36	1:17.87
	50m 28.57	100m 1:00.44	150m 1:32.69	200m 2:04.66	250m 2:36.94	300m 3:09.66	350m 3:41.92	400m 4:14.76
		31.87	32.25	31.97	32.28	32.72	32.26	32.84
	450m 4:47.48	500m 5:19.96	550m 5:53.13	600m 6:26.03	650m 6:58.73	700m 7:31.39	750m 8:04.31	800m 8:37.11
	32.72	32.48	33.17	32.90	32.70	32.66	32.92	32.80
	850m 9:09.75	900m 9:43.06	950m 10:15.56	1000m 10:48.18	1050m 11:20.81	1100m 11:53.43	1150m 12:26.10	1200m 12:58.97
	32.64	33.31	32.50	32.62	32.63	32.62	32.67	32.87
	1250m 13:31.72	1300m 14:04.58	1350m 14:37.61	1400m 15:09.34	1450m 15:41.38			
	32.75	32.86	33.03	31.73	32.04	30.98		
26	2	9	SHOESMITH William	BSS	◆ 2009	0.67	16:15.08	1:20.59
	50m 28.72	100m 1:00.29	150m 1:31.92	200m 2:04.25	250m 2:36.22	300m 3:08.55	350m 3:40.74	400m 4:12.98
		31.57	31.63	32.33	31.97	32.33	32.19	32.24
	450m 4:45.17	500m 5:17.46	550m 5:49.61	600m 6:22.05	650m 6:54.64	700m 7:27.33	750m 7:59.94	800m 8:32.83
	32.19	32.29	32.15	32.44	32.59	32.69	32.61	32.89
	850m 9:04.85	900m 9:38.45	950m 10:11.44	1000m 10:44.60	1050m 11:17.72	1100m 11:50.81	1150m 12:23.91	1200m 12:57.27
	32.02	33.60	32.99	33.16	33.12	33.09	33.10	33.36
	1250m 13:30.83	1300m 14:03.94	1350m 14:37.43	1400m 15:10.85	1450m 15:43.80			
	33.56	33.11	33.49	33.42	32.95	31.28		
27	3	3	MITTEN Turner	SYS	◆ 2008	0.64	16:15.58	1:21.09
	50m 28.57	100m 59.91	150m 1:32.08	200m 2:04.73	250m 2:37.53	300m 3:10.04	350m 3:42.47	400m 4:15.07
		31.34	32.17	32.65	32.80	32.51	32.43	32.60
	450m 4:48.11	500m 5:20.89	550m 5:53.92	600m 6:26.45	650m 6:59.25	700m 7:32.26	750m 8:04.77	800m 8:38.20
	33.04	32.78	33.03	32.53	32.80	33.01	32.51	33.43
	850m 9:10.77	900m 9:43.78	950m 10:16.93	1000m 10:49.81	1050m 11:22.59	1100m 11:55.64	1150m 12:28.19	1200m 13:01.04
	32.57	33.01	33.15	32.88	32.78	33.05	32.55	32.85
	1250m 13:33.90	1300m 14:06.83	1350m 14:39.41	1400m 15:12.60	1450m 15:44.85			
	32.86	32.93	32.58	33.19	32.25	30.73		

Official Timekeeping by Omega





2025 TYR Pro Swim Series

Fort Lauderdale, FL

April 30 - May 3



Event 102 30 APR 2025 - 5:17 PM

Men's 1500m Freestyle

Results Summary

Event Number 2

Rank	Heat	Lane	Name	Club Code	Year of Birth	R.T.	Time	Time Behind
28	3	9	MAGYAR Clay	BSS	◆ 2008	0.77	16:16.01	1:21.52
	50m 30.22	100m 1:02.63	150m 1:35.27	200m 2:08.40	250m 2:41.41	300m 3:14.46	350m 3:47.32	400m 4:20.43
		32.41	32.64	33.13	33.01	33.05	32.86	33.11
	450m 4:53.65	500m 5:26.58	550m 5:59.61	600m 6:32.71	650m 7:05.47	700m 7:38.19	750m 8:10.55	800m 8:43.29
	33.22	32.93	33.03	33.10	32.76	32.72	32.36	32.74
	850m 9:15.72	900m 9:48.48	950m 10:20.97	1000m 10:53.63	1050m 11:25.89	1100m 11:58.63	1150m 12:31.04	1200m 13:03.67
	32.43	32.76	32.49	32.66	32.26	32.74	32.41	32.63
	1250m 13:36.31	1300m 14:09.00	1350m 14:41.37	1400m 15:13.68	1450m 15:45.41			
	32.64	32.69	32.37	32.31	31.73	30.60		
29	3	5	PLATTS-MILLS Ian	NCAC	◆ 2007	0.71	16:20.66	1:26.17
	50m 29.11	100m 1:00.97	150m 1:33.26	200m 2:05.94	250m 2:38.75	300m 3:11.60	350m 3:44.45	400m 4:17.39
		31.86	32.29	32.68	32.81	32.85	32.85	32.94
	450m 4:50.27	500m 5:23.46	550m 5:56.19	600m 6:28.57	650m 7:02.44	700m 7:35.90	750m 8:08.80	800m 8:42.09
	32.88	33.19	32.73	33.38	32.87	33.46	32.90	33.29
	850m 9:14.87	900m 9:47.80	950m 10:20.55	1000m 10:53.76	1050m 11:26.54	1100m 11:59.75	1150m 12:32.60	1200m 13:05.72
	32.78	32.93	32.75	33.21	32.78	33.21	32.85	33.12
	1250m 13:38.41	1300m 14:11.77	1350m 14:44.67	1400m 15:18.15	1450m 15:50.55			
	32.69	33.36	32.90	33.48	32.40	30.11		
30	4	3	STANTON Collier	GA	◆ 2009	0.63	16:23.08	1:28.59
	50m 28.86	100m 1:00.72	150m 1:32.99	200m 2:05.27	250m 2:37.56	300m 3:10.40	350m 3:42.95	400m 4:16.13
		31.86	32.27	32.28	32.29	32.84	32.55	33.18
	450m 4:48.97	500m 5:21.91	550m 5:55.11	600m 6:28.45	650m 7:01.34	700m 7:34.56	750m 8:07.69	800m 8:40.64
	32.84	32.94	33.20	33.34	32.89	33.22	33.13	32.95
	850m 9:13.65	900m 9:46.59	950m 10:19.59	1000m 10:52.76	1050m 11:26.16	1100m 11:59.17	1150m 12:32.26	1200m 13:05.93
	33.01	32.94	33.00	33.17	33.40	33.01	33.09	33.67
	1250m 13:39.22	1300m 14:12.53	1350m 14:45.97	1400m 15:18.62	1450m 15:51.33			
	33.29	33.31	33.44	32.65	32.71	31.75		
31	4	2	CHRISTENSEN Andrew	PSU	2004	0.78	16:27.46	1:32.97
	50m 28.84	100m 1:00.90	150m 1:33.37	200m 2:06.18	250m 2:39.12	300m 3:12.18	350m 3:45.20	400m 4:18.16
		32.06	32.47	32.81	32.94	33.06	33.02	32.96
	450m 4:51.43	500m 5:24.69	550m 5:58.42	600m 6:31.72	650m 7:04.78	700m 7:37.72	750m 8:11.01	800m 8:43.83
	33.27	33.26	33.73	33.30	33.06	32.94	33.29	32.82
	850m 9:16.65	900m 9:49.81	950m 10:23.07	1000m 10:56.08	1050m 11:29.17	1100m 12:02.44	1150m 12:35.90	1200m 13:09.39
	32.82	33.16	33.26	33.01	33.09	33.27	33.46	33.49
	1250m 13:42.81	1300m 14:16.06	1350m 14:49.63	1400m 15:22.77	1450m 15:56.00			
	33.42	33.25	33.57	33.14	33.23	31.46		
32	3	7	BRANCH Sabian	FASTFL	2006	0.69	16:53.73	1:59.24
	50m 30.03	100m 1:03.21	150m 1:36.18	200m 2:09.33	250m 2:42.63	300m 3:16.43	350m 3:50.14	400m 4:23.67
		33.18	32.97	33.15	33.30	33.80	33.71	33.53
	450m 4:57.55	500m 5:31.52	550m 6:05.17	600m 6:38.93	650m 7:13.12	700m 7:47.44	750m 8:22.18	800m 8:56.63
	33.88	33.97	33.65	33.76	34.19	34.32	34.74	34.45
	850m 9:31.07	900m 10:05.10	950m 10:39.10	1000m 11:13.84	1050m 11:48.43	1100m 12:22.98	1150m 12:57.49	1200m 13:31.61
	34.44	34.03	34.00	34.74	34.59	34.55	34.51	34.12
	1250m 14:06.24	1300m 14:40.72	1350m 15:14.24	1400m 15:48.40	1450m 16:21.57			
	34.63	34.48	33.52	34.16	33.17	32.16		
33	2	5	BRIGMAN Dillon	BSS	◆ 2008	0.63	17:02.17	2:07.68
	50m 28.88	100m 1:00.39	150m 1:32.86	200m 2:05.29	250m 2:38.25	300m 3:11.24	350m 3:44.75	400m 4:17.99
		31.51	32.47	32.43	32.96	32.99	33.51	33.24
	450m 4:51.76	500m 5:25.48	550m 6:00.08	600m 6:34.28	650m 7:08.76	700m 7:43.08	750m 8:17.70	800m 8:52.30
	33.77	33.72	34.60	34.20	34.48	34.32	34.62	34.60
	850m 9:27.18	900m 10:02.05	950m 10:36.98	1000m 11:11.88	1050m 11:47.17	1100m 12:22.41	1150m 12:57.74	1200m 13:32.51
	34.88	34.87	34.93	34.90	35.29	35.24	35.33	34.77
	1250m 14:07.47	1300m 14:42.63	1350m 15:18.04	1400m 15:52.98	1450m 16:28.02			
	34.96	35.16	35.41	34.94	35.04	34.15		
34	3	1	KOKIDKO Nicolas	MACM	◆ 2009	0.65	17:07.49	2:13.00
	50m 26.78	100m 56.54	150m 1:27.59	200m 1:58.75	250m 2:31.02	300m 3:03.18	350m 3:35.76	400m 4:08.81
		29.76	31.05	31.16	32.27	32.16	32.58	33.05
	450m 4:41.71	500m 5:15.17	550m 5:48.78	600m 6:22.24	650m 6:57.00	700m 7:31.88	750m 8:07.36	800m 8:43.60
	32.90	33.46	33.61	33.46	34.76	34.88	35.48	36.24
	850m 9:20.50	900m 9:57.71	950m 10:34.42	1000m 11:10.58	1050m 11:46.83	1100m 12:23.28	1150m 12:59.56	1200m 13:36.20
	36.90	37.21	36.71	36.16	36.25	36.45	36.28	36.64
	1250m 14:12.95	1300m 14:48.59	1350m 15:24.26	1400m 15:59.55	1450m 16:35.31			
	36.75	35.64	35.67	35.29	35.76	32.18		

Official Timekeeping by Omega





2025 TYR Pro Swim Series

Fort Lauderdale, FL

April 30 - May 3



Event 102 30 APR 2025 - 5:17 PM

Men's 1500m Freestyle

Results Summary

Event Number 2

Rank	Heat	Lane	Name	Club Code	Year of Birth	R.T.	Time	Time Behind
------	------	------	------	-----------	---------------	------	------	-------------

Legend:							
♦	Junior swimmer	AR	American Record	R.T.	Reaction Time	US	US Open Record
WJ	World Junior Record	WR	World Record				

Official Timekeeping by Omega





2025 TYR Pro Swim Series

Fort Lauderdale, FL

April 30 - May 3



Event 3

1 MAY 2025 - 9:00 AM

Women's 100m Freestyle

Heats

Results Summary

Event Number 3

	Record	Split	Name	NAT Code	Location	Date
WR	51.71	24.83	SJOSTROM Sarah	SWE	Budapest (HUN)	23 JUL 2017
AR	52.04	24.81	MANUEL Simone	TXLA	Gwangju (KOR)	26 JUL 2019
US	52.54	25.62	MANUEL Simone	TXLA	Irvine, CA (USA)	25 JUL 2018
WJ	52.70	25.70	OLEKSIK Penny	CAN	Rio (BRA)	11 AUG 2016

Rank	Heat	Lane	Name	Club Code	Year of Birth	R.T.	50m	Time	Time Behind
1	8	4	WALSH Gretchen	NYAC	2003	0.79	25.95	54.09 28.14	A
2	10	4	HUSKE Victoria	AAC	2002	0.64	26.07	54.12 28.05	0.03 A
3	10	3	ERISMAN Rylee	LAKR	◆ 2009	0.68	26.25	54.17 27.92	0.08 A
4	10	5	MANUEL Simone	TXLA	1996	0.70	26.21	54.33 28.12	0.24 A
5	9	7	FOURNIER Sarah	CHI	1996	0.72	26.36	54.45 28.09	0.36 A
=6	9	2	OLEKSIK Penny	CAN	2000	0.74	26.53	54.53 28.00	0.44 A
=6	10	6	GEMMELL Erin	TXLA	2004	0.75	26.30	54.53 28.23	0.44 A
8	9	4	DOUGLASS Kate	NYAC	2001	0.70	26.36	54.72 28.36	0.63 A
9	9	5	PARKER Maxine	UN-VA	2002	0.72	26.47	54.80 28.33	0.71 B
10	10	2	CURZAN Claire	TAC	2004	0.66	26.15	54.89 28.74	0.80 B
11	8	7	IVEY Isabel	GSC-FL	2000	0.73	26.71	55.11 28.40	1.02 B
12	10	8	WEILER SASTRE Carmen	ESP	2004	0.71	26.82	55.15 28.33	1.06 B
=13	8	2	WALSH Alex	NYAC	2001	0.84	26.60	55.21 28.61	1.12 B
=13	9	1	WEINSTEIN Claire	SAND	◆ 2007	0.78	27.04	55.21 28.17	1.12 B
15	10	7	PELAEZ Erika	EA	2006	0.64	26.91	55.34 28.43	1.25 B
16	9	3	NELSON Beata	WISC	1998	0.75	26.63	55.37 28.74	1.28 B
17	8	8	LARSEN Caroline	UN-MN	2006	0.74	26.65	55.43 28.78	1.34 C
18	8	1	HAYES Leah	UN-VA	2005	0.83	26.98	55.49 28.51	1.40 C
19	10	1	MINTENKO Madi	PPA	◆ 2007	0.74	26.88	55.50 28.62	1.41 C
20	8	5	SIMS Bella	SAND	2005	0.62	26.81	55.54 28.73	1.45 C
21	8	6	RUCK Taylor	UN-AZ	2000	0.68	26.47	55.72 29.25	1.63 C
22	10	9	OLASEWERE Annam	CPAC	◆ 2007	0.65	27.26	55.89 28.63	1.80 C
23	9	6	BERKOFF Katharine	WOLF	2001	0.75	26.88	55.90 29.02	1.81 C
24	9	0	CRUSH Charlotte	LAK	◆ 2008	0.69	27.32	56.20 28.88	2.11 C

Official Timekeeping by Omega





2025 TYR Pro Swim Series

Fort Lauderdale, FL

April 30 - May 3



Event 3

1 MAY 2025 - 9:00 AM

Women's 100m Freestyle

Heats

Results Summary

Event Number 3

Rank	Heat	Lane	Name	Club Code	Year of Birth	R.T.	50m	Time	Time Behind	
25	5	2	LAVIGUEUR Brynn	SYS	◆ 2007	0.70	26.92	56.26 29.34	2.17	R
26	7	3	TIGERT Leah	TSC	◆ 2008	0.74	27.51	56.40 28.89	2.31	R
=27	7	5	ZALLEN Zara	UMIZ	2004	0.65	27.56	56.47 28.91	2.38	
=27	8	9	HARVEY Emma	BER	2001	0.74	27.11	56.47 29.36	2.38	
29	7	9	EBLI Julia	TSC	◆ 2007	0.70	27.39	56.48 29.09	2.39	
30	6	4	REESE Addy	FLOR	2005	0.63	27.11	56.64 29.53	2.55	
31	10	0	MROZINSKI Julia	TENN	2000	0.70	27.09	57.01 29.92	2.92	
32	7	1	ARCHIBALD Lily	RAC	◆ 2007	0.73	27.39	57.09 29.70	3.00	
33	2	8	WALTERS Jenna	PRIN	2006	0.71	27.66	57.11 29.45	3.02	
34	7	0	SPADONI Marina	UN-NT	1993	0.63	27.21	57.12 29.91	3.03	
=35	4	3	HAGER Averie	SASA	◆ 2007	0.66	27.47	57.16 29.69	3.07	
=35	6	0	MASON Amelia	FAC	◆ 2007	0.58	27.44	57.16 29.72	3.07	
37	4	0	LOPEZ-CASULA Penelope	EA	◆ 2011	0.70	27.44	57.18 29.74	3.09	
38	1	5	ARNALL Ines	WEST	◆ 2008	0.70	28.00	57.20 29.20	3.11	
39	9	9	LIU Reina	TAC	◆ 2010	0.66	27.77	57.28 29.51	3.19	
40	6	6	VELTE Lucy	EKC	◆ 2009	0.61	27.34	57.35 30.01	3.26	
41	7	8	BOARDMAN Mena	CS	◆ 2008	0.64	27.30	57.40 30.10	3.31	
42	6	3	HAGER Jaylee	SASA	◆ 2007	0.62	27.57	57.44 29.87	3.35	
43	5	1	MEISNER Catherine	PSU	2003	0.71	27.66	57.47 29.81	3.38	
44	5	6	EICHBRECHT Elizabeth	NOVAMI	◆ 2008	0.80	27.51	57.53 30.02	3.44	
=45	5	3	SMITH Bree	MAC-NC	◆ 2008	0.71	27.84	57.62 29.78	3.53	
=45	7	2	ARCELLA Sidney	LIFENJ	2006	0.79	27.91	57.62 29.71	3.53	
47	4	5	ROTTINK Roos	MTAC	◆ 2008	0.74	27.86	57.66 29.80	3.57	
48	4	6	HANSEN Karrington	SPA-FL	◆ 2008	0.65	27.80	57.69 29.89	3.60	
49	7	4	DIACONESCU Rebecca	SAND	2006	0.73	27.90	57.78 29.88	3.69	
50	9	8	McDONALD Haley	LAK	◆ 2007	0.78	27.81	57.79 29.98	3.70	
51	4	2	KELLY Allison	BSS	◆ 2009	0.67	28.01	57.84 29.83	3.75	

Official Timekeeping by Omega





2025 TYR Pro Swim Series

Fort Lauderdale, FL

April 30 - May 3



Event 3

1 MAY 2025 - 9:00 AM

Women's 100m Freestyle

Heats

Results Summary

Event Number 3

Rank	Heat	Lane	Name	Club Code	Year of Birth	R.T.	50m	Time	Time Behind
52	4	1	HARRAN Laila	SOFL	◆ 2009	0.74	27.88	57.86 29.98	3.77
53	6	1	JOHNSTON Sabrina	PRIN	2004	0.67	28.29	57.87 29.58	3.78
=54	2	1	MARKVARDT Margaret	PSU	2000	0.67	27.88	57.90 30.02	3.81
=54	7	6	KLEIN Chiara	VT	2004	0.73	27.95	57.90 29.95	3.81
56	6	8	MARTIN Caden	TAC	◆ 2008	0.69	27.79	57.92 30.13	3.83
57	5	8	LYON Lismar	SOFL	2000	0.61	27.85	57.93 30.08	3.84
58	5	7	GOREY Faith	CSC-IN	◆ 2009	0.69	27.75	57.94 30.19	3.85
59	2	9	LIU Judy	BHA	2002	0.75	27.92	57.95 30.03	3.86
60	6	7	CONWAY Shannon	NBAC	◆ 2008	0.71	27.97	57.99 30.02	3.90
61	6	9	BEZANSON Maya	TSC	◆ 2007	0.70	28.32	58.11 29.79	4.02
62	5	4	ECKERMAN Maeve	SYS	2006	0.73	27.81	58.12 30.31	4.03
63	2	0	FOUITAH Heba	ASL	◆ 2010	0.61	27.73	58.13 30.40	4.04
64	3	0	LUEDKE Avery	ACAD	◆ 2007	0.69	28.44	58.18 29.74	4.09
65	4	4	WERTHEIM Arianna	BD	◆ 2007	0.76	28.31	58.25 29.94	4.16
66	3	6	KELLY Bridget	RAC	2006	0.65	27.72	58.31 30.59	4.22
67	4	8	VERNON Ally	QSTS	◆ 2007	0.73	28.49	58.37 29.88	4.28
68	4	9	WHEELER Jane	CRIM	◆ 2008	0.76	28.17	58.38 30.21	4.29
=69	3	9	STAFFORD Leila	FASTAZ	◆ 2008	0.76	28.40	58.40 30.00	4.31
=69	6	5	SMITHWICK Heidi	PRIN	2003	0.70	27.85	58.40 30.55	4.31
=71	3	8	MICHAUD Laurence	CHI	◆ 2007	0.72	28.57	58.46 29.89	4.37
=71	5	5	HEIZER Abigail	SPAC	2006	0.58	27.71	58.46 30.75	4.37
73	1	4	BROWN Amelia	UN-FL	2006	0.67	27.91	58.54 30.63	4.45
74	5	9	BALZANO Gioia	EA	◆ 2008	0.69	28.36	58.77 30.41	4.68
75	3	4	BARTEE Zetta Grace	MSA	◆ 2007	0.65	28.59	58.89 30.30	4.80
76	1	6	SHEIKHALIZADEHKHANGH M.	FORD	2004	0.73	28.18	58.94 30.76	4.85
77	3	5	WARD Ava	RAC	◆ 2008	0.71	28.67	58.96 30.29	4.87
78	1	3	BEU Izzy	ACAD	◆ 2007	0.80	28.58	59.02 30.44	4.93

Official Timekeeping by Omega





2025 TYR Pro Swim Series

Fort Lauderdale, FL

April 30 - May 3



Event 3

1 MAY 2025 - 9:00 AM

Women's 100m Freestyle

Heats

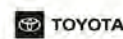
Results Summary

Event Number 3

Rank	Heat	Lane	Name	Club Code	Year of Birth	R.T.	50m	Time	Time Behind
=79	2	3	WALLACE Eliza	MSA	◆ 2007	0.80	28.53	59.05 30.52	4.96
=79	2	5	MOORE Ashlyn	SPA-AR	2004	0.62	28.33	59.05 30.72	4.96
81	4	7	HINRICH Kenzie	SFST	◆ 2008	0.67	28.48	59.07 30.59	4.98
82	2	2	HERRERA Emma	FASTFG	2006	0.69	28.34	59.10 30.76	5.01
83	1	2	KING Pilar	SPAC	◆ 2008	0.73	27.97	59.11 31.14	5.02
84	5	0	ANDRUSS Lily	LAC	◆ 2009	0.70	28.51	59.18 30.67	5.09
85	3	7	VLCEK Hailey	ACAD	2006	0.66	28.76	59.44 30.68	5.35
86	2	6	SHAFFER Julia	RAYS	◆ 2007	0.65	28.70	59.52 30.82	5.43
87	3	2	KOWAL Paige	ACAD	◆ 2009	0.72	28.76	59.56 30.80	5.47
88	2	7	FARQUHAR Natalie	PRIN	2006	0.70	28.62	59.57 30.95	5.48
89	3	3	BACHER Taylor	RAYS	2006	0.76	28.96	59.67 30.71	5.58
90	2	4	LISTA Angelina	SYS	◆ 2008	0.73	28.86	1:00.03 31.17	5.94
	3	1	MEJIA ARCE Lucero	BSS	◆ 2007			DNS	
	6	2	CHOATE Catie	FLOR	2004			DNS	
	7	7	THOMAS Lucy	ALTO	2005			DNS	
	8	0	GORMSEN Cavan	UN-VA	2005			DNS	
	8	3	MOESCH Anna	UN-VA	2005			DNS	

Legend:							
=	Equal rank	◆	Junior swimmer	A	Qualified for final A	AR	American Record
B	Qualified for final B	C	Qualified for final C	DNS	Did Not Start	R	Reserve
R.T.	Reaction Time	US	US Open Record	WJ	World Junior Record	WR	World Record

Official Timekeeping by Omega





2025 TYR Pro Swim Series

Fort Lauderdale, FL

April 30 - May 3



Event 4

1 MAY 2025 - 9:17 AM

Men's 100m Freestyle

Heats

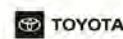
Results Summary

Event Number 4

	Record	Split	Name	NAT Code	Location	Date
WR	46.40	22.28	ZHANLE Pan	CHN	Paris (FRA)	31 JUL 2024
AR	46.96	22.17	DRESSEL Caeleb	GSC-FL	Gwangju (KOR)	25 JUL 2019
US	47.08	22.44	ALEXY Jack	USA	Indianapolis, IN (USA)	18 JUN 2024
WJ	46.86	22.74	POPOVICI David	ROU	Rome (ITA)	13 AUG 2022

Rank	Heat	Lane	Name	Club Code	Year of Birth	R.T.	50m	Time	Time Behind
1	9	3	NAVIKONIS Tomas	OSU	2003	0.68	23.31	48.58 25.27	A
2	11	4	GUILIANO Chris	TXLA	2003	0.65	23.49	48.61 25.12	0.03 A
3	10	5	CASAS Shaine	TXLA	1999	0.66	23.40	48.87 25.47	0.29 A
4	9	2	LUKMINAS Tomas	FORD	2004	0.73	23.70	48.96 25.26	0.38 A
5	2	6	KOCH Julian	PITT	2006	0.70	23.50	49.11 25.61	0.53 A
6	10	3	HOBSON Luke	TXLA	2003	0.76	23.83	49.29 25.46	0.71 A
7	11	1	FOSTER Carson	RAYS	2001	0.61	24.08	49.37 25.29	0.79 A
8	11	3	SCHREUDERS Mikel	SUN	1998	0.66	23.89	49.38 25.49	0.80 A
9	11	6	TAYLOR Lamar	UN-AR	2003	0.64	23.73	49.39 25.66	0.81 B
10	9	6	McCARTY Quintin	WOLF	2003	0.64	23.42	49.54 26.12	0.96 B
11	10	7	PALMER Tommy	UN-AZ	2003	0.65	23.19	49.61 26.42	1.03 B
12	9	0	HUSSEY Patrick	NCAC	2001	0.66	24.09	49.64 25.55	1.06 B
13	11	7	DOLAN Jack	SUN	2000	0.74	24.04	49.86 25.82	1.28 B
14	10	2	WHITFIELD Brendan	VT	2004	0.66	24.16	49.96 25.80	1.38 B
15	9	5	DOMINGUEZ CALONGE Luis	ESP	2003	0.63	24.16	49.97 25.81	1.39 B
16	2	3	KHARUN Ilya	UN-AZ	2005	0.65	24.25	50.00 25.75	1.42 B
17	11	2	BRATANOV Koko	TFA	2000	0.67	24.27	50.01 25.74	1.43 C
18	8	0	MUHAMMAD Kamal	UN-CA	2003	0.66	23.83	50.03 26.20	1.45 C
19	11	5	KISIL Yuri	CAN	1995	0.66	23.99	50.13 26.14	1.55 C
20	2	1	PEREZ Emil	UN-FG	2004	0.62	23.66	50.15 26.49	1.57 C
21	4	5	YOUNG David	UN-AZ	2005	0.63	23.74	50.17 26.43	1.59 C
22	8	6	SMITH Sebastian	PATS	2004	0.64	24.08	50.42 26.34	1.84 C
23	8	1	GAUNT Jake	UBCT	2005	0.68	24.17	50.50 26.33	1.92 C
24	10	8	SENC-SAMARDZIC Filip	UN-AZ	2005	0.68	24.02	50.54 26.52	1.96 C

Official Timekeeping by Omega





2025 TYR Pro Swim Series

Fort Lauderdale, FL

April 30 - May 3



Event 4

1 MAY 2025 - 9:17 AM

Men's 100m Freestyle

Heats

Results Summary

Event Number 4

Rank	Heat	Lane	Name	Club Code	Year of Birth	R.T.	50m	Time	Time Behind	
25	6	4	GEORGE MATHEW Tanish	VT	2003	0.60	24.34	50.58 26.24	2.00	R
26	11	8	DILGER Devin	FLOR	2005	0.71	24.42	50.61 26.19	2.03	R
=27	10	0	SERDAREVIC Lovro	UN-MN	2003	0.69	24.19	50.66 26.47	2.08	
=27	11	0	KIM Tylor	PSU	2005	0.71	24.31	50.66 26.35	2.08	
29	10	1	ZHAO Jason	RAYS	2006	0.64	24.63	50.67 26.04	2.09	
30	8	4	NORMAN Aiden	FLOR	2006	0.71	24.67	50.72 26.05	2.14	
31	5	3	KING David	UN-VA	2005	0.70	24.33	50.75 26.42	2.17	
=32	8	8	RICE Mike	MSA	◆ 2008	0.67	24.19	50.80 26.61	2.22	
=32	8	9	BRENNAN Francis	CAN	◆ 2007	0.69	24.74	50.80 26.06	2.22	
=32	9	9	MILLAN de MIGUEL Oliver	ESP	2006	0.65	24.38	50.80 26.42	2.22	
35	5	4	WRIGHT Carter	BSS	◆ 2007	0.70	24.69	50.82 26.13	2.24	
36	7	1	KEBLYS Jokubas	LTU	2002	0.74	24.44	50.83 26.39	2.25	
37	10	9	PANCEREVAS Daniil	VT	2004	0.72	24.47	50.89 26.42	2.31	
38	11	9	DARDIS Paul	FLOR	2006	0.70	24.40	51.01 26.61	2.43	
39	6	2	CAMPBELL Brady	RAYS	◆ 2008	0.65	24.38	51.02 26.64	2.44	
40	5	7	BROZEK Samuel	SRQ	◆ 2007	0.69	24.49	51.06 26.57	2.48	
41	9	8	SEIDER Quin	UN-AZ	2006	0.69	24.39	51.09 26.70	2.51	
42	7	7	WINTERBORN Ben	CAN	2006	0.69	24.86	51.10 26.24	2.52	
43	8	3	HOWAT Josh	NCAP	◆ 2007	0.69	24.45	51.13 26.68	2.55	
44	6	7	BLACKSON-DUNBAR Miles	ALPH	◆ 2007	0.67	24.32	51.14 26.82	2.56	
45	7	0	COLLINS Addison	BHA	2004	0.62	24.44	51.16 26.72	2.58	
46	8	2	KRAVCHENKO Andy	BSS	◆ 2007	0.65	24.37	51.29 26.92	2.71	
=47	2	2	PANDIN Riccardo	UN-FL	2003	0.67	24.45	51.35 26.90	2.77	
=47	7	8	NOGUCHI Logan	PRIN	2005	0.67	24.91	51.35 26.44	2.77	
49	6	1	BLANCO Joel	UBCT	2004	0.65	24.71	51.39 26.68	2.81	
50	3	5	GRANISON Julian	WOW	◆ 2008	0.65	24.83	51.46 26.63	2.88	
51	6	3	OGILVIE Keir	VIC	2002	0.64	24.88	51.47 26.59	2.89	

Official Timekeeping by Omega





2025 TYR Pro Swim Series

Fort Lauderdale, FL

April 30 - May 3



Event 4

1 MAY 2025 - 9:17 AM

Men's 100m Freestyle

Heats

Results Summary

Event Number 4

Rank	Heat	Lane	Name	Club Code	Year of Birth	R.T.	50m	Time	Time Behind
52	6	6	POLIACIK Jakub	VT	2004	0.63	24.66	51.49 26.83	2.91
53	1	4	MARTIN Finn	IFLY	◆ 2007	0.65	24.59	51.58 26.99	3.00
54	2	7	MALHERBE Francois	UMIZ	2004	0.71	24.44	51.67 27.23	3.09
55	4	7	LYNESS Henry	CGAC	◆ 2007	0.65	24.77	51.68 26.91	3.10
56	7	2	COX Rowan	TXLA	◆ 2007	0.65	25.03	51.75 26.72	3.17
57	4	3	BICE Palmer	NAAC	2006	0.62	24.65	51.76 27.11	3.18
58	8	7	HAYON Will	VT	2004	0.65	24.45	51.79 27.34	3.21
59	5	5	KEOGH Gavin	FAC	◆ 2007	0.64	25.19	51.83 26.64	3.25
60	3	7	ZEMAN Walter	LAKR	◆ 2008	0.68	25.42	51.93 26.51	3.35
61	5	0	GEH Michael	BAD	◆ 2007	0.66	24.94	51.97 27.03	3.39
62	3	2	HONEY Sean	PSU	2005	0.67	25.01	52.06 27.05	3.48
63	2	9	GUO Ethan	CS	2006	0.71	25.35	52.19 26.84	3.61
64	6	0	LILIENTHAL Kai	UBCT	2005	0.57	25.02	52.23 27.21	3.65
65	5	1	MANTEUFEL Gabriel	SAND	◆ 2007	0.73	25.40	52.24 26.84	3.66
66	3	1	STANTON Baylor	GA	◆ 2007	0.65	24.88	52.26 27.38	3.68
67	4	9	KWAN Nicholas	BSS	◆ 2008	0.69	25.36	52.27 26.91	3.69
68	3	4	VARGAS Adrian	CRC	1999	0.64	24.75	52.42 27.67	3.84
69	4	0	FUNARO Kai	NTRO	2006	0.75	24.72	52.55 27.83	3.97
70	1	2	GOODMAN Alex	JW	◆ 2009	0.67	25.55	52.57 27.02	3.99
71	5	2	LENOCE Parker	PRIN	2005	0.65	25.04	52.59 27.55	4.01
72	1	5	BLANCHARD Dre	UN-FL	2005	0.61	24.96	52.61 27.65	4.03
73	4	6	CLONTZ Norvin	MSA	◆ 2007	0.76	25.69	52.63 26.94	4.05
74	1	7	DONOVAN Josh	NCAP	◆ 2007	0.63	25.41	52.69 27.28	4.11
=75	2	0	BAILEY Lucas	SAS	2006	0.63	25.17	52.78 27.61	4.20
=75	7	3	SOHOVICH Xavier	BSS	◆ 2007	0.66	25.35	52.78 27.43	4.20
77	3	3	KAY Tyler	SFST	2006	0.70	25.55	52.87 27.32	4.29
78	3	0	ESTEVEES Mathias	GRSC	◆ 2007	0.65	25.21	52.97 27.76	4.39

Official Timekeeping by Omega





2025 TYR Pro Swim Series

Fort Lauderdale, FL

April 30 - May 3



Event 4

1 MAY 2025 - 9:17 AM

Men's 100m Freestyle

Heats

Results Summary

Event Number 4

Rank	Heat	Lane	Name	Club Code	Year of Birth	R.T.	50m	Time	Time Behind
79	5	8	AIMABLE Steven	AZFL	1999	0.69	25.48	52.98 27.50	4.40
80	4	4	PLEWNIAK Kevin	TAC	2000	0.71	25.20	52.99 27.79	4.41
81	4	1	McCLELLAND William	UN-NE	2004	0.61	25.79	53.00 27.21	4.42
82	6	8	GOSSMANN JEREZ Roberto	ASG	◆ 2007	0.80	25.48	53.06 27.58	4.48
83	2	5	MACDONALD Matthew	VIC	2004	0.70	25.63	53.12 27.49	4.54
=84	3	6	FULHAM Jack	NCAP	2006	0.62	25.40	53.16 27.76	4.58
=84	5	9	DIFRONZO Ethan	FAC	◆ 2007	0.68	25.71	53.16 27.45	4.58
86	5	6	JACQUES William	CHI	2006	0.69	25.47	53.19 27.72	4.61
87	1	6	MELNYCHUK David	SYS	◆ 2007	0.60	25.95	53.27 27.32	4.69
88	7	9	ROWE Oliver	NTRO	2006	0.76	25.80	53.34 27.54	4.76
89	3	8	PLOOF Andrew	AQJT	◆ 2007	0.60	26.07	53.54 27.47	4.96
90	2	4	PLEIMAN Andy	CLPR	2006	0.66	25.18	53.59 28.41	5.01
91	3	9	ROEMER Kiefer	IFLY	◆ 2007	0.67	26.03	53.76 27.73	5.18
92	1	3	ERWIN Quint	CFSC	2006	0.66	25.35	54.28 28.93	5.70
93	8	5	RULLIS Reds	LAT	2005	0.74	25.83	55.27 29.44	6.69
94	10	6	CONDORELLI Santo	UN-NT	1995	0.64	22.03	1:16.16 54.13	27.58
	2	8	MORLEY Cooper	PSU	2003			DNS	
	4	2	TORTOLA Gabriel	PST	◆ 2007			DNS	
	4	8	KARAHALIS Alex	PSU	2005			DNS	
	6	5	NICHOLAS Spencer	UN-VA	2005			DNS	
	6	9	BITTNER Matthew	PSU	2003			DNS	
	7	4	NAMAKONOV Matthew	BHA	2002			DNS	
	7	5	MIKELSONS Kristaps	LAT	2004			DNS	
	7	6	BUFF Scotty	FLOR	2004			DNS	
	9	1	SCHOTT Mitchell	PRIN	2004			DNS	
	9	4	ARMSTRONG Hunter	NYAC	2001			DNS	
	9	7	FULLUM-HUOT Ed	FLOR	2002			DNS	

Official Timekeeping by Omega





2025 TYR Pro Swim Series

Fort Lauderdale, FL

April 30 - May 3



Event 4

1 MAY 2025 - 9:17 AM

Men's 100m Freestyle

Heats

Results Summary

Event Number 4

Rank	Heat	Lane	Name	Club Code	Year of Birth	R.T.	50m	Time	Time Behind
	10	4	DRESSEL Caeleb	GSC-FL	1996			DNS	

Legend:

=	Equal rank	♦	Junior swimmer	A	Qualified for final A	AR	American Record
B	Qualified for final B	C	Qualified for final C	DNS	Did Not Start	R	Reserve
R.T.	Reaction Time	US	US Open Record	WJ	World Junior Record	WR	World Record

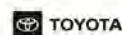
Official Timekeeping by Omega



FLUIDRA



OneAmerica Financial





2025 TYR Pro Swim Series

Fort Lauderdale, FL

April 30 - May 3



Event 304

1 MAY 2025 - 12:38 PM

Men's 100m Freestyle

Heats Swim-off

Results

Event Number 4

	Record	Split	Name	NAT Code	Location	Date
WR	46.40	22.28	ZHANLE Pan	CHN	Paris (FRA)	31 JUL 2024
AR	46.96	22.17	DRESSEL Caeleb	GSC-FL	Gwangju (KOR)	25 JUL 2019
US	47.08	22.44	ALEXY Jack	USA	Indianapolis, IN (USA)	18 JUN 2024
WJ	46.86	22.74	POPOVICI David	ROU	Rome (ITA)	13 AUG 2022

Rank	Lane	Name	Club Code	R.T.	50m	Time	Time Behind
1	5	KIM Tylor	PSU	0.66	(1) 23.67	49.63 25.96	
2	4	SERDAREVIC Lovro	UN-MN	0.68	(2) 24.18	50.13 25.95	0.50

Legend:

AR American Record **R.T.** Reaction Time **US** US Open Record **WJ** World Junior Record
WR World Record

Official Timekeeping by Omega



FLUIDRA



OneAmerica
Financial



TOYOTA

TYR



2025 TYR Pro Swim Series

Fort Lauderdale, FL

April 30 - May 3



Event 5

1 MAY 2025 - 9:36 AM

Women's 100m Breaststroke

Heats

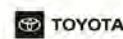
Results Summary

Event Number 5

	Record	Split	Name	NAT Code	Location	Date
WR	1:04.13	29.80	KING Lilly	ISC	Budapest (HUN)	25 JUL 2017
AR	1:04.13	29.80	KING Lilly	USA	Budapest (HUN)	25 JUL 2017
US	1:04.45	29.80	HARDY Jessica	USA	Federal Way, WA (USA)	7 AUG 2009
WJ	1:04.35	29.97	MEILUTYTE Ruta	LTU	Barcelona (ESP)	29 JUL 2013

Rank	Heat	Lane	Name	Club Code	Year of Birth	R.T.	50m	Time	Time Behind
1	6	4	WEBER Emma	UN-VA	2004	0.72	32.05	1:07.21 35.16	A
2	7	4	KING Lilly	ISC	1997	0.70	31.67	1:07.49 35.82	0.28 A
3	5	4	DOUGLASS Kate	NYAC	2001	0.70	32.65	1:08.18 35.53	0.97 A
4	5	5	WALSH Alex	NYAC	2001	0.74	32.50	1:08.32 35.82	1.11 A
5	6	3	SMITH Skyler	NCAC	2003	0.69	31.56	1:08.35 36.79	1.14 A
6	7	5	BRANTON Shona	CAN	2002	0.71	32.46	1:08.47 36.01	1.26 A
7	6	5	ANGUS Sophie	CAN	1999	0.68	32.62	1:08.58 35.96	1.37 A
8	5	6	SCOTT Elle	MAC-NC	◆ 2007	0.70	32.29	1:09.06 36.77	1.85 A
9	7	3	ENGE Piper	TXLA	2006	0.62	32.53	1:09.11 36.58	1.90 B
10	7	2	THOMAS Lucy	ALTO	2005	0.63	32.17	1:09.21 37.04	2.00 B
11	7	1	HARTWAY Madyson	SYS	◆ 2008	0.72	32.97	1:09.56 36.59	2.35 B
12	7	6	ROSE Gabrielle	ALPH	1977	0.70	32.90	1:09.58 36.68	2.37 B
13	6	6	RUIZ Jimena	ESP	◆ 2007	0.66	32.86	1:09.74 36.88	2.53 B
14	6	8	RAINEY Grace	FLOR	2004	0.73	33.18	1:10.15 36.97	2.94 B
15	5	3	ODGERS Isabelle	NOVACA	2000	0.76	33.37	1:10.24 36.87	3.03 B
16	2	6	HAYES Leah	UN-VA	2005	0.79	33.64	1:10.39 36.75	3.18 B
17	6	2	SANTOS Emily	VT	2005	0.71	33.08	1:10.42 37.34	3.21 C
=18	7	7	VASQUEZ Lucie	UN-AZ	2004	0.68	32.57	1:10.65 38.08	3.44 C
=18	7	8	ALLEN Eloise	UBCT	2004	0.66	33.51	1:10.65 37.14	3.44 C
20	5	2	ROBILLARD Adalene	RAYS	◆ 2007	0.67	33.84	1:10.80 36.96	3.59 C
21	2	5	LAGREID Jonette	BNS	2004	0.70	33.66	1:11.27 37.61	4.06 C
22	2	3	HUSKE Victoria	AAC	2002	0.61	33.91	1:11.28 37.37	4.07 C
23	4	3	BITEL Addison	LAKR	◆ 2008	0.69	33.78	1:11.56 37.78	4.35 C
24	3	5	SUN Eleanor	PRIN	2004	0.71	34.03	1:11.57 37.54	4.36 C

Official Timekeeping by Omega





2025 TYR Pro Swim Series

Fort Lauderdale, FL

April 30 - May 3



Event 5

1 MAY 2025 - 9:36 AM

Women's 100m Breaststroke

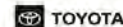
Heats

Results Summary

Event Number 5

Rank	Heat	Lane	Name	Club Code	Year of Birth	R.T.	50m	Time	Time Behind	
25	6	7	WALLACE Eliza	MSA	◆ 2007	0.80	34.07	1:11.92 37.85	4.71	R
26	4	6	WEYANT Gracie	FLOR	2005	0.70	34.43	1:11.93 37.50	4.72	R
27	5	7	NAWROCKI Elizabeth	ACAD	◆ 2007	0.68	34.07	1:11.94 37.87	4.73	
28	3	6	ZULEGER Skylar	TYDE	◆ 2010	0.75	33.92	1:12.39 38.47	5.18	
29	6	1	EROKHINA Maria	UNCB	2003	0.70	33.91	1:12.52 38.61	5.31	
30	7	0	KLAMFOTH Avery	MAC-NC	◆ 2007	0.71	34.09	1:12.75 38.66	5.54	
31	5	1	ATEN Danica	SYS	◆ 2008	0.68	34.70	1:12.88 38.18	5.67	
32	2	2	WILBUR Lilla	NCAP	◆ 2008	0.76	34.43	1:12.97 38.54	5.76	
33	2	7	ZHANG Sarah	REV	◆ 2010	0.68	34.62	1:12.99 38.37	5.78	
34	5	0	EDGAR Victoria	BSS	◆ 2008	0.61	33.89	1:13.04 39.15	5.83	
35	6	0	LANNING Gracie	BSS	2006	0.66	34.37	1:13.05 38.68	5.84	
36	4	1	di SARNO Naiyla	SOFL	◆ 2010	0.59	33.57	1:13.17 39.60	5.96	
37	4	9	HAZLEHURST Ana	UN-IN	2006	0.71	34.51	1:13.52 39.01	6.31	
38	4	5	BROWN Eliza	PRIN	2004	0.64	34.73	1:13.62 38.89	6.41	
39	4	2	REESE Aidyn	LAKR	◆ 2008	0.64	34.30	1:13.66 39.36	6.45	
40	4	7	ZALLEN Zara	UMIZ	2004	0.66	35.21	1:13.78 38.57	6.57	
41	3	2	JOWERS Hannah-Claire	GA	2006	0.74	34.68	1:13.82 39.14	6.61	
42	7	9	ALLISON Lilly Jayne	TXLA	◆ 2008	0.63	34.74	1:13.96 39.22	6.75	
43	4	0	DRUHAN Elle	MSA	◆ 2008	0.71	35.57	1:14.17 38.60	6.96	
44	4	4	HE Carolin	TAC	◆ 2009	0.69	35.21	1:14.23 39.02	7.02	
45	5	9	YACOVIELLO Molly	YY	◆ 2007	0.72	34.64	1:14.29 39.65	7.08	
46	2	8	CARDENAS Isabella	SYS	2006	0.59	34.64	1:14.37 39.73	7.16	
47	3	1	SEEMANN Clara	EKC	◆ 2010	0.74	35.33	1:14.44 39.11	7.23	
48	3	0	HINRICH Kenzie	SFST	◆ 2008	0.66	35.39	1:14.54 39.15	7.33	
49	2	4	PLAZA Sofia	FLOR	2005	0.88	36.03	1:15.04 39.01	7.83	
50	3	3	TRAN Kim	LIFENJ	◆ 2009	0.64	35.20	1:15.09 39.89	7.88	
51	1	3	GWINN Applejean	SAND	2006	0.71	35.46	1:15.23 39.77	8.02	

Official Timekeeping by Omega





2025 TYR Pro Swim Series

Fort Lauderdale, FL

April 30 - May 3



Event 5

1 MAY 2025 - 9:36 AM

Women's 100m Breaststroke

Heats

Results Summary

Event Number 5

Rank	Heat	Lane	Name	Club Code	Year of Birth	R.T.	50m	Time	Time Behind
52	3	4	KAPS Martyna	MPNY	◆ 2007	0.69	35.83	1:15.50 39.67	8.29
53	3	7	JURKIEWICZ Ava	SCAR	2006	0.71	35.78	1:15.68 39.90	8.47
54	3	9	TARAZI Val	UN-SE	1999	0.72	35.18	1:15.72 40.54	8.51
55	4	8	SANDERS Katherine	NBAC	◆ 2007	0.74	36.10	1:16.02 39.92	8.81
56	5	8	WARNICK Lucy	SAND	2006	0.66	36.28	1:16.05 39.77	8.84
57	1	4	DAVIS Meagan	UN-GA	2006	0.70	35.89	1:16.89 41.00	9.68
58	3	8	ROSENTHAL Reese	GRSC	2006	0.79	36.14	1:17.70 41.56	10.49
	1	5	QIU Janice	TAC	◆ 2008			DNS	
	2	1	PAGETT Mackenzie	PSU	2004			DNS	
	6	9	COTTINGHAM Brianna	BHA	2004			DNS	

Legend:

=	Equal rank	◆	Junior swimmer	A	Qualified for final A	AR	American Record
B	Qualified for final B	C	Qualified for final C	DNS	Did Not Start	R	Reserve
R.T.	Reaction Time	US	US Open Record	WJ	World Junior Record	WR	World Record

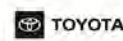
Official Timekeeping by Omega



FLUIDRA



OneAmerica
Financial





2025 TYR Pro Swim Series

Fort Lauderdale, FL

April 30 - May 3



Event 6

1 MAY 2025 - 9:51 AM

Men's 100m Breaststroke

Heats

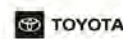
Results Summary

Event Number 6

	Record	Split	Name	NAT Code	Location	Date
WR	56.88	26.63	PEATY Adam	GBR	Gwangju (KOR)	21 JUL 2019
AR	58.14	26.83	ANDREW Michael	USA	Omaha (USA)	13 JUN 2021
US	58.14	26.83	ANDREW Michael	USA	Omaha, NE (USA)	13 JUN 2021
WJ	59.01	27.48	MARTINENGI Nicolo	ITA	Indianapolis (USA)	23 AUG 2017

Rank	Heat	Lane	Name	Club Code	Year of Birth	R.T.	50m	Time	Time Behind
1	6	3	SAVICKAS Aleksas	FLOR	2003	0.65	28.05	59.72 31.67	A
2	6	4	PETRASHOV Denis	UOFL	2000	0.74	28.71	1:00.42 31.71	0.70 A
3	5	5	COLL MARTI Carles	ESP	2001	0.58	28.78	1:01.07 32.29	1.35 A
4	5	4	ANDREW Michael	SUN	1999	0.68	28.27	1:01.08 32.81	1.36 A
5	7	3	McKEAN Campbell	BEND	2006	0.65	28.85	1:01.38 32.53	1.66 A
6	7	4	SOMOV Evgenii	CAL	1999	0.70	29.02	1:01.40 32.38	1.68 A
7	5	6	LAZZERINI Mariano	PSU	2003	0.65	29.03	1:01.64 32.61	1.92 A
8	6	5	EPITROPOV Lyubomir	TNAQ	1999	0.69	29.28	1:01.69 32.41	1.97 A
9	7	7	CAKIR Noah	TS	◆ 2007	0.68	29.00	1:01.70 32.70	1.98 B
10	7	5	de GEUS Noel	EH	2000	0.64	28.43	1:01.91 33.48	2.19 B
11	6	6	DAWSON Oliver	CAN	◆ 2008	0.68	29.23	1:01.94 32.71	2.22 B
12	5	3	MURILLO Jorge	TAC	1991	0.61	29.22	1:01.99 32.77	2.27 B
13	6	2	HESS Apollo	CAN	2002	0.64	28.99	1:02.04 33.05	2.32 B
14	7	2	ROMANOV Pavel	ALPH	1993	0.65	28.30	1:02.12 33.82	2.40 B
15	5	8	KEMP Finn	UN-AZ	2005	0.64	28.85	1:02.31 33.46	2.59 B
16	4	5	JOHNSON Marcus	SAS	2006	0.68	29.94	1:02.65 32.71	2.93 B
17	6	7	MIKELSONS Kristaps	LAT	2004	0.69	29.36	1:02.76 33.40	3.04 C
18	5	2	YORK Wilson	LAK	◆ 2009	0.67	29.36	1:02.84 33.48	3.12 C
19	7	8	CAMPBELL Kito	UN-FL	2003	0.60	28.68	1:02.87 34.19	3.15 C
20	5	0	HOOVER Gerhardt	CS	◆ 2008	0.64	29.47	1:02.91 33.44	3.19 C
21	5	7	NAMAKONOV Matthew	BHA	2002	0.69	29.51	1:02.98 33.47	3.26 C
22	7	6	WILLIS Jordan	MAC-NC	◆ 2007	0.65	29.95	1:03.30 33.35	3.58 C
23	7	1	SANDERS Grant	FASTFL	1997	0.69	30.00	1:03.68 33.68	3.96 C
24	6	8	YOUNG Lucas	BSS	◆ 2007	0.64	30.24	1:03.83 33.59	4.11 C

Official Timekeeping by Omega





2025 TYR Pro Swim Series

Fort Lauderdale, FL

April 30 - May 3



Event 6

1 MAY 2025 - 9:51 AM

Men's 100m Breaststroke

Heats

Results Summary

Event Number 6

Rank	Heat	Lane	Name	Club Code	Year of Birth	R.T.	50m	Time	Time Behind	
=25	3	5	ALEMAN Liam	GSC-FL	2006	0.62	30.49	1:03.98 33.49	4.26	R?
=25	6	9	BRIED Tommy	UOFL	2003	0.67	30.55	1:03.98 33.43	4.26	R?
27	6	1	MARTIN Giulian	CANE	2006	0.72	29.68	1:04.30 34.62	4.58	
28	4	1	FIGUET KOSSYREV Damien	CS	2006	0.69	30.09	1:04.56 34.47	4.84	
29	4	7	D'SOUZA LARSON Rohan	AQJT	2005	0.67	30.46	1:04.57 34.11	4.85	
30	7	9	CHIAM Cohen	BSS	2006	0.64	30.64	1:04.61 33.97	4.89	
31	3	9	DIONNE Luc	NCAP	◆ 2009	0.69	30.80	1:04.84 34.04	5.12	
32	2	4	FATTA Kaden	YY	2006	0.62	30.37	1:04.99 34.62	5.27	
33	6	0	ROEMER Kiefer	IFLY	◆ 2007	0.64	30.31	1:05.03 34.72	5.31	
34	7	0	VEIT Eric	SOFL	1998	0.69	30.39	1:05.04 34.65	5.32	
35	5	9	JOOS Louis	BSS	◆ 2007	0.61	30.55	1:05.05 34.50	5.33	
36	2	7	GOREY Michael	CSC-IN	2006	0.62	30.77	1:05.07 34.30	5.35	
37	3	0	COLLINS Malcolm	BHA	2006	0.65	30.88	1:05.23 34.35	5.51	
38	1	4	GIL Victor	SAS	2005	0.63	29.17	1:05.26 36.09	5.54	
39	5	1	KONG Kiet	MAC-IT	◆ 2007	0.63	30.90	1:05.34 34.44	5.62	
40	2	5	MORAN Brandon	AZFL	2001	0.67	30.27	1:05.37 35.10	5.65	
41	2	3	THOMPSON Brian	TAC	2002	0.65	31.03	1:05.57 34.54	5.85	
42	3	8	RUSSELL Brock	SFST	2006	0.68	30.90	1:05.58 34.68	5.86	
43	2	2	HARTZLER Jackson	CFSC	◆ 2009	0.69	30.44	1:05.60 35.16	5.88	
44	4	2	DISOSWAY Ian	FASTFL	◆ 2008	0.68	30.18	1:05.99 35.81	6.27	
45	3	4	ZHAO Jason	RAYS	2006	0.59	31.15	1:06.24 35.09	6.52	
46	2	8	HALL Landon	TNAQ	◆ 2009	0.63	30.61	1:06.26 35.65	6.54	
47	4	4	McDONALD Ryan	BAD	◆ 2008	0.63	30.14	1:06.29 36.15	6.57	
48	1	3	MOY Aiden	BAD	◆ 2007	0.62	31.32	1:06.37 35.05	6.65	
49	4	8	ZAMIR Eldad	BSS	2006	0.64	31.09	1:06.43 35.34	6.71	
50	2	0	WANG Adam	BSS	◆ 2008	0.71	31.11	1:06.63 35.52	6.91	
51	3	7	ZARDAVETS Luke	BSS	◆ 2009	0.60	31.84	1:06.73 34.89	7.01	

Official Timekeeping by Omega





2025 TYR Pro Swim Series

Fort Lauderdale, FL

April 30 - May 3



Event 6

1 MAY 2025 - 9:51 AM

Men's 100m Breaststroke

Heats

Results Summary

Event Number 6

Rank	Heat	Lane	Name	Club Code	Year of Birth	R.T.	50m	Time	Time Behind
52	3	3	CLONTZ Norvin	MSA	◆ 2007	0.77	32.32	1:06.81 34.49	7.09
=53	4	0	GESSNER Jack	MAC-NC	2006	0.65	31.40	1:07.04 35.64	7.32
=53	4	3	OMIELAN Glen	UBCT	2004	0.58	31.07	1:07.04 35.97	7.32
55	3	2	HICKS Ryder	RAYS	2006	0.73	31.69	1:07.14 35.45	7.42
56	1	5	SATAEV Aidar	UN-AM	2004	0.75	31.09	1:08.12 37.03	8.40
57	2	6	WARMA Marco	UN-SI	2005	0.64	31.34	1:08.77 37.43	9.05
58	3	6	THOMPSON Mark-Anthony	UN-FG	2002	0.67	32.61	1:09.63 37.02	9.91
	4	6	McMEEKING Reef	LAKR	◆ 2011			DNS	
	4	9	KARAHALIS Alex	PSU	2005			DNS	
	2	1	HOGAN Dane	TAC	◆ 2007			DSQ	
	3	1	McMECHAN Jason	UN-CO	2002			DSQ	

Legend:

=	Equal rank	◆	Junior swimmer	A	Qualified for final A
AR	American Record	B	Qualified for final B	C	Qualified for final C
DNS	Did Not Start	DSQ	Disqualified	R.T.	Reaction Time
R?	Involved in swim-off (reserve)	US	US Open Record	WJ	World Junior Record
WR	World Record				

Official Timekeeping by Omega



FLUIDRA



OneAmerica
Financial



TOYOTA

TYR



2025 TYR Pro Swim Series

Fort Lauderdale, FL

April 30 - May 3



Event 7

1 MAY 2025 - 10:04 AM

Women's 50m Backstroke

Heats

Results Summary

Event Number 7

	Record	Name	NAT Code	Location	Date
WR	26.86	McKEOWN Kaylee	AUS	Budapest (HUN)	20 OCT 2023
AR	27.10	SMITH Regan	TXLA	Fukuoka (JPN)	26 JUL 2023
US	27.12	BERKOFF Katharine	WOLF	Greensboro, NC (USA)	28 APR 2022
WJ	27.49	ATHERTON Minna	AUS	Brisbane (AUS)	7 FEB 2016

Rank	Heat	Lane	Name	Club Code	Year of Birth	R.T.	Time	Time Behind
1	8	4	MASSE Kylie	CAN	1996	0.58	27.13	A
2	9	4	BERKOFF Katharine	WOLF	2001	0.60	27.34	0.21 A
3	10	4	SMITH Regan	TXLA	2002	0.54	27.50	0.37 A
4	10	5	CURZAN Claire	TAC	2004	0.56	28.18	1.05 A
5	9	5	WHITE Rhyan	WOLF	2000	0.60	28.21	1.08 A
6	8	5	WEILER SASTRE Carmen	ESP	2004	0.60	28.26	1.13 A
7	10	6	PELAEZ Erika	EA	2006	0.56	28.28	1.15 A
8	8	6	CHOATE Catie	FLOR	2004	0.59	28.46	1.33 A
9	9	7	KOMOROCZY Lora	AU	2006	0.52	28.63	1.50 B
10	9	3	RUCK Taylor	UN-AZ	2000	0.65	28.65	1.52 B
=11	9	2	KRYGER Madison	CAN	♦2008	0.62	28.67	1.54 B
=11	10	3	ERISMAN Rylee	LAKR	♦2009	0.71	28.67	1.54 B
=13	8	2	SIMS Bella	SAND	2005	0.56	28.77	1.64 B
=13	8	8	LAVIGUEUR Brynn	SYS	♦2007	0.67	28.77	1.64 B
15	10	7	IVEY Isabel	GSC-FL	2000	0.62	28.80	1.67 B
16	8	3	CRUSH Charlotte	LAK	♦2008	0.58	28.84	1.71 B
17	10	8	HARVEY Emma	BER	2001	0.59	28.85	1.72 C
18	9	8	WILSON Charlotte	UN-VA	2006	0.69	28.86	1.73 C
19	10	1	ROTTINK Roos	MTAC	♦2008	0.68	28.91	1.78 C
20	9	0	BUCKLEY Sadie	NCAP	♦2009	0.59	28.92	1.79 C
21	8	1	ROTTINK Eva	MTAC	♦2008	0.60	29.07	1.94 C
22	10	2	KERN Emma	TXLA	2005	0.57	29.12	1.99 C
23	9	1	LIU Reina	TAC	♦2010	0.53	29.16	2.03 C
24	6	2	GELUMBICKAS Gabia	SAS	♦2008	0.64	29.22	2.09 C
25	10	0	BOARDMAN Mena	CS	♦2008	0.66	29.23	2.10 R
26	5	0	MARKVARDT Margaret	PSU	2000	0.65	29.45	2.32 R
27	5	7	MALUKA Ieva	ABSC	2003	0.58	29.46	2.33
28	8	0	TIGERT Leah	TSC	♦2008	0.65	29.49	2.36
29	4	2	MEYER-BLOHM Chloe	CS	♦2008	0.63	29.52	2.39
30	6	3	VELTE Lucy	EKC	♦2009	0.55	29.61	2.48
31	7	2	SOLDATKE Lydia	SFST	2006	0.59	29.63	2.50
32	5	4	MEETING Carly	FLOR	2004	0.53	29.74	2.61
33	7	3	MEJIA ARCE Lucero	BSS	♦2007	0.64	29.77	2.64
34	6	8	MEADWAY Shannon	SCAR	2001	0.58	29.80	2.67
=35	3	5	JOHNSTON Sabrina	PRIN	2004	0.61	29.81	2.68
=35	7	5	KLEIN Taylor	MSA	♦2008	0.61	29.81	2.68
37	9	9	SOTOMAYOR Alexia	SAS	2006	0.53	29.82	2.69
38	5	8	MASON Amelia	FAC	♦2007	0.60	29.89	2.76
39	5	1	HERL Addy	HRA	♦2007	0.58	29.92	2.79
40	6	7	BATEMAN Hannah	PAA	♦2008	0.58	29.94	2.81
41	6	4	HINRICH Kenzie	SFST	♦2008	0.57	30.07	2.94
42	7	7	GARRIDO MALVAR Nahia	ESP	♦2007	0.56	30.10	2.97
43	4	3	GUTIERREZ Nerea	SAS	♦2008	0.64	30.12	2.99

Official Timekeeping by Omega



FLUIDRA



OneAmerica Financial



TOYOTA





2025 TYR Pro Swim Series

Fort Lauderdale, FL

April 30 - May 3



Event 7

1 MAY 2025 - 10:04 AM

Women's 50m Backstroke

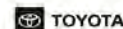
Heats

Results Summary

Event Number 7

Rank	Heat	Lane	Name	Club Code	Year of Birth	R.T.	Time	Time Behind
44	5	3	EBLI Julia	TSC	♦ 2007	0.59	30.13	3.00
=45	7	0	FOUITAH Heba	ASL	♦ 2010	0.60	30.21	3.08
=45	7	4	BRAEGER K C	LAK	♦ 2007	0.60	30.21	3.08
47	6	6	VILLACIS Samantha	PAA	♦ 2008	0.70	30.23	3.10
48	2	6	BARTLE Caitlin	BD	♦ 2007	0.68	30.42	3.29
49	2	5	DOIG Natalie	RATS	2006	0.62	30.45	3.32
50	4	9	WALTERS Jenna	PRIN	2006	0.62	30.58	3.45
51	4	4	SCHICK Natalie	UN-NJ	2003	0.69	30.59	3.46
52	7	8	GRAZZIANI Ava	LAK	♦ 2008	0.63	30.60	3.47
53	7	1	NAWROCKI Annabelle	ACAD	♦ 2009	0.58	30.64	3.51
54	1	0	BROWN Amelia	UN-FL	2006	0.61	30.65	3.52
55	6	5	RITTER Rachel	SFST	♦ 2009	0.60	30.71	3.58
=56	5	6	SCHMIDT Alexis	TNAQ	♦ 2008	0.62	30.74	3.61
=56	8	9	NEACE Clarke	MAC-NC	♦ 2007	0.71	30.74	3.61
58	4	0	MOORE Abby	ACAD	♦ 2010	0.62	30.76	3.63
59	5	9	CONG Brianna	CS	♦ 2007	0.59	30.80	3.67
60	7	9	SIMMONS Aubrey	CSC-IN	2006	0.63	30.91	3.78
61	2	3	ARCHIBALD Lily	RAC	♦ 2007	0.61	31.02	3.89
62	6	1	TARAZI Val	UN-SE	1999	0.63	31.04	3.91
63	1	3	WOJTOWICZ Bella	ACAD	♦ 2007	0.67	31.05	3.92
64	4	8	HEIZER Abigail	SPAC	2006	0.60	31.10	3.97
65	3	9	MARTIN Caden	TAC	♦ 2008	0.63	31.15	4.02
66	4	7	REPUCCI Sara	CRIM	♦ 2008	0.64	31.37	4.24
67	2	4	HARRAN Laila	SOFL	♦ 2009	0.62	31.39	4.26
68	1	4	MUNZ Evie	MTAC	2006	0.56	31.46	4.33
69	2	9	MEEKINS Nola	TAC	♦ 2009	0.69	31.59	4.46
70	1	7	MACIK Jana	NCAP	2006	0.61	31.62	4.49
71	4	6	WENTZEL Annabelle	AQJT	♦ 2007	0.61	31.63	4.50
=72	3	0	SMITH Bree	MAC-NC	♦ 2008	0.59	31.69	4.56
=72	3	2	MUSIELLO Gio	EA	2006	0.69	31.69	4.56
74	3	6	KILTY Caroline	NCAP	♦ 2008	0.73	31.72	4.59
75	4	5	KING Pilar	SPAC	♦ 2008	0.65	31.80	4.67
76	4	1	ROMMEL Julia	NBAC	♦ 2009	0.59	31.84	4.71
77	3	8	MUIR Frances	AQJT	♦ 2008	0.72	31.95	4.82
78	3	3	FRICKLETON Aneshka	TSC	♦ 2007	0.60	32.09	4.96
79	3	1	YAUGER Reese	CLPR	♦ 2007	0.65	32.12	4.99
80	2	8	MOORE Ashlyn	SPA-AR	2004	0.74	32.21	5.08
81	3	7	PICKERT Rebecca	EKC	♦ 2007	0.52	32.41	5.28
82	1	5	DAVIS Meagan	UN-GA	2006	0.67	32.50	5.37
83	1	2	WILBUR Lilla	NCAP	♦ 2008	0.64	32.52	5.39
84	1	8	DESCENT Isabella	SPA-FL	♦ 2009	0.57	32.53	5.40
85	1	6	VERCOLLONE Ava	NBAC	♦ 2008	0.76	32.55	5.42
86	2	0	HERON Nina	NBAC	♦ 2008	0.65	32.60	5.47
87	2	2	LOPEZ-CASULA Penelope	EA	♦ 2011	0.78	32.74	5.61
88	2	7	WALSH Aivleen	YY	♦ 2007	0.69	32.81	5.68
89	2	1	SEEMANN Clara	EKC	♦ 2010	0.77	32.94	5.81
90	1	1	KAPS Martyna	MPNY	♦ 2007	0.71	34.32	7.19
	1	9	SMITH Wren	FASTAZ	♦ 2008		DNS	
	3	4	BALZANO Gioia	EA	♦ 2008		DNS	
	5	2	SCHROEDER Katie	FLOR	2005		DNS	

Official Timekeeping by Omega





2025 TYR Pro Swim Series

Fort Lauderdale, FL

April 30 - May 3



Event 7

1 MAY 2025 - 10:04 AM

Women's 50m Backstroke

Heats

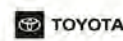
Results Summary

Event Number 7

Rank	Heat	Lane	Name	Club Code	Year of Birth	R.T.	Time	Time Behind
	6	0	KAMINSKI Feagin	CWAC	♦ 2009		DNS	
	6	9	RENDON Kalle	TAC	♦ 2007		DNS	
	7	6	MOESCH Anna	UN-VA	2005		DNS	
	8	7	MANUEL Simone	TXLA	1996		DNS	
	9	6	HUSKE Victoria	AAC	2002		DNS	
	10	9	GIBSON Hayden	HAWG	♦ 2008		DNS	
	5	5	KLEIN Farrah	TS	♦ 2008		DSQ	

Legend:							
=	Equal rank	♦	Junior swimmer	A	Qualified for final A	AR	American Record
B	Qualified for final B	C	Qualified for final C	DNS	Did Not Start	DSQ	Disqualified
R	Reserve	R.T.	Reaction Time	US	US Open Record	WJ	World Junior Record
WR	World Record						

Official Timekeeping by Omega





2025 TYR Pro Swim Series

Fort Lauderdale, FL

April 30 - May 3



Event 8

1 MAY 2025 - 10:20 AM

Men's 50m Backstroke

Heats

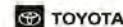
Results Summary

Event Number 8

	Record	Name	NAT Code	Location	Date
WR	23.55	KOLESNIKOV Kliment	RUS	Kazan (RUS)	27 JUL 2023
AR	23.71	ARMSTRONG Hunter	NYAC	Greensboro (USA)	28 APR 2022
US	23.71	ARMSTRONG Hunter	NYAC	Greensboro, NC (USA)	28 APR 2022
WJ	24.00	KOLESNIKOV Kliment	RUS	Glasgow (GBR)	4 AUG 2018

Rank	Heat	Lane	Name	Club Code	Year of Birth	R.T.	Time	Time Behind
1	8	5	KOS Hubert	TXLA	2003	0.60	24.76	A
2	6	6	HARLAND Finn	NZL	2005	0.60	24.88	0.12 A
3	3	4	McCARTY Quintin	WOLF	2003	0.54	24.93	0.17 A
4	7	5	CASAS Shaine	TXLA	1999	0.53	24.98	0.22 A
5	7	2	ANDREW Michael	SUN	1999	0.64	25.00	0.24 A
6	6	7	HARVEY Jack	BER	2003	0.60	25.21	0.45 A
7	8	3	DOLAN Jack	SUN	2000	0.66	25.30	0.54 A
8	6	3	BOCHENSKI Grant	UMIZ	2003	0.57	25.36	0.60 A
9	5	3	BITTNER Matthew	PSU	2003	0.58	25.39	0.63 B
10	7	6	KEOGH Gavin	FAC	♦2007	0.60	25.45	0.69 B
11	8	6	LAITAROVSKY Michael	GAME	1999	0.57	25.55	0.79 B
12	7	7	WAHLEN David	YOTA	2000	0.56	25.90	1.14 B
13	8	1	WINTERBORN Ben	CAN	2006	0.61	25.91	1.15 B
14	6	5	NORMAN Aiden	FLOR	2006	0.65	25.92	1.16 B
15	5	6	BLACKSON-DUNBAR Miles	ALPH	♦2007	0.63	25.96	1.20 B
16	6	2	TAYLOR Lamar	UN-AR	2003	0.59	25.97	1.21 B
17	7	3	MARTINEZ SOTA Ivan	ESP	2005	0.58	25.99	1.23 C
=18	5	5	del RIEGO TORRES Teo	ESP	2006	0.60	26.06	1.30 C
=18	7	4	GONZALEZ de OLIVIERA Hugo	ESP	1999	0.61	26.06	1.30 C
20	4	1	WRIGHT Carter	BSS	♦2007	0.63	26.31	1.55 C
21	7	1	STANTON Baylor	GA	♦2007	0.55	26.51	1.75 C
22	6	1	LILIENTHAL Kai	UBCT	2005	0.55	26.57	1.81 C
23	6	9	BATHALA Ethan	BSS	♦2008	0.57	26.58	1.82 C
24	8	9	MORLEY Cooper	PSU	2003	0.55	26.60	1.84 C
25	6	8	LYNESS Henry	CGAC	♦2007	0.59	26.64	1.88 R
26	8	7	JOHNSON Brady	UN-IL	2006	0.66	26.65	1.89 R
27	8	2	MALDARI Caleb	FLOR	2005	0.76	26.69	1.93
28	1	3	BARTSCH Peyton	UN-ND	2004	0.59	26.79	2.03
29	4	2	AIMABLE Steven	AZFL	1999	0.59	26.89	2.13
30	7	8	LENOCE Parker	PRIN	2005	0.55	26.97	2.21
31	5	8	HANEY James	ECCC	2006	0.51	27.01	2.25
32	5	2	BALBI Joshua	SAS	2002	0.57	27.02	2.26
=33	1	4	PLEIMAN Andy	CLPR	2006	0.58	27.05	2.29
=33	6	0	HAKES Hayden	IFLY	2006	0.57	27.05	2.29
35	3	5	GUO Ethan	CS	2006	0.62	27.08	2.32
36	8	0	MELNYCHUK David	SYS	♦2007	0.60	27.09	2.33
37	5	4	GEH Michael	BAD	♦2007	0.56	27.12	2.36
38	5	9	HICKEY Liam	NCAP	♦2007	0.68	27.15	2.39
39	7	9	LACKOVIC Alex	UBCT	2005	0.57	27.20	2.44
40	4	5	KRAVCHENKO Andy	BSS	♦2007	0.57	27.27	2.51
41	4	8	KNOPF Chase	CLPR	♦2007	0.62	27.28	2.52
42	2	8	CAMBRON Maxime	CHI	♦2007	0.55	27.38	2.62
43	5	7	MONTERO Guido	CRC	2003	0.62	27.47	2.71

Official Timekeeping by Omega





2025 TYR Pro Swim Series

Fort Lauderdale, FL

April 30 - May 3



Event 8

1 MAY 2025 - 10:20 AM

Men's 50m Backstroke

Heats

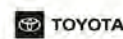
Results Summary

Event Number 8

Rank	Heat	Lane	Name	Club Code	Year of Birth	R.T.	Time	Time Behind
44	3	6	PAVALIC Petar	DREX	2004	0.68	27.55	2.79
45	3	7	KELLERMAN Jason	NBAC	♦2007	0.63	27.56	2.80
46	3	2	CARR Nathan	AQJT	♦2007	0.57	27.64	2.88
47	4	4	GINZER Wells	UBCT	2006	0.62	27.67	2.91
48	5	1	PIETSCH Matt	UN-WY	2004	0.66	27.70	2.94
49	2	5	CRETER Evan	TS	♦2007	0.60	27.72	2.96
50	4	0	MUDADU Noah	SAND	♦2007	0.59	27.81	3.05
51	4	9	FULHAM Jack	NCAP	2006	0.61	27.84	3.08
52	4	6	COBOS Carlos	BD	1999	0.59	27.86	3.10
53	2	3	DONOVAN Josh	NCAP	♦2007	0.61	27.92	3.16
54	2	2	HOWAT Josh	NCAP	♦2007	0.69	28.07	3.31
55	4	7	AYERS Travis	TXLA	♦2007	0.65	28.29	3.53
56	3	1	SERRANO-PENA Andy	GRSC	♦2007	0.76	28.30	3.54
57	2	6	RICE Mike	MSA	♦2008	0.72	28.38	3.62
58	5	0	JACQUES William	CHI	2006	0.55	28.43	3.67
59	2	0	RUSSELL Brock	SFST	2006	0.62	28.44	3.68
=60	2	4	LORTIE Justin	CHI	♦2007	0.57	28.51	3.75
=60	2	9	TASKER Amir	CC	♦2008	0.70	28.51	3.75
62	3	0	ESTEVEES Mathias	GRSC	♦2007	0.64	28.65	3.89
63	2	7	KAY Tyler	SFST	2006	0.58	28.71	3.95
64	2	1	GUENTHER Zakary	CAT	♦2007	0.55	28.79	4.03
65	1	2	SHAW Kuba	TNAQ	♦2007	0.65	28.86	4.10
66	3	9	RADIC George	MAC-IT	♦2007	0.69	28.92	4.16
67	1	5	McLANE Fin	CS	♦2008	0.63	29.05	4.29
68	1	6	STOLARCZYK Sawyer	SASA	♦2008	0.66	29.09	4.33
69	1	7	GRANISON Julian	WOW	♦2008	0.65	29.90	5.14
70	1	1	KAWAHATA Sota	HRA	♦2007	0.62	30.06	5.30
	1	8	MARTIN Nick	MAC-NC	2006		DNS	
	3	3	CAIRNS Matt	FLOR	2005		DNS	
	3	8	MACHO Parker	IFLY	♦2008		DNS	
	4	3	ZHOU Michael	NCAP	♦2007		DNS	
	7	0	HONEY Sean	PSU	2005		DNS	
	8	4	ARMSTRONG Hunter	NYAC	2001		DNS	
	8	8	NICHOLAS Spencer	UN-VA	2005		DNS	
	6	4	AIKINS Jack	UN-VA	2002		DSQ	

Legend:							
=	Equal rank	♦	Junior swimmer	A	Qualified for final A	AR	American Record
B	Qualified for final B	C	Qualified for final C	DNS	Did Not Start	DSQ	Disqualified
R	Reserve	R.T.	Reaction Time	US	US Open Record	WJ	World Junior Record
WR	World Record						

Official Timekeeping by Omega





2025 TYR Pro Swim Series

Fort Lauderdale, FL

April 30 - May 3



Event 9

1 MAY 2025 - 10:33 AM

Women's 200m Butterfly

Heats

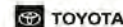
Results Summary

Event Number 9

	Record	Splits	Name	NAT Code	Location	Date
WR	2:01.81	27.19 58.08 1:30.20	LIU Zige	CHN	Ji Nan (CHN)	21 OCT 2009
AR	2:03.84	27.60 59.36 1:31.50	SMITH Regan	TXLA	Paris (FRA)	1 AUG 2024
US	2:03.87	27.76 1:00.25 1:31.94	SMITH Regan	SUN	Tempe, AZ (USA)	4 JUN 2023
WJ	2:03.03	27.38 58.97 1:30.70	McINTOSH Summer	SYS	Paris (FRA)	1 AUG 2024

Rank	Heat	Lane	Name	Club Code	Year of Birth	R.T.	50m	100m	150m	Time	Time Behind
1	6	4	SMITH Regan	TXLA	2002	0.72	28.60	1:00.61 32.01	1:33.06 32.45	2:06.03	A
2	5	4	SHACKELL Alex	CSC-IN	2006	0.66	27.64	59.28 31.64	1:32.40 33.12	2:07.31	1.28 A
3	4	5	DERIVAUX Audrey	JW	◆ 2009	0.75	29.06	1:01.51 32.45	1:34.90 33.39	2:08.85	2.82 A
4	6	6	BRICKER Caroline	ALTO	2005	0.64	29.39	1:02.62 33.23	1:35.96 33.34	2:09.55	3.52 A
5	5	3	GRIMES Katie	UN-VA	2006	0.63	28.79	1:01.42 32.63	1:35.40 33.98	2:09.89	3.86 A
6	6	5	HOWLEY Tess	UN-VA	2005	0.68	29.30	1:01.91 32.61	1:35.70 33.79	2:10.16	4.13 A
7	6	3	WALSHE Ellen	TMP	2001	0.61	29.42	1:02.24 32.82	1:36.20 33.96	2:10.29	4.26 A
8	4	4	ROSENDAHL BACH Helena	DEN	2000	0.76	29.39	1:02.31 32.92	1:36.01 33.70	2:10.46	4.43 A
9	5	7	SUN Eleanor	PRIN	2004	0.71	29.86	1:03.53 33.67	1:37.73 34.20	2:11.73	5.70 B
10	5	5	LOONEY Lindsay	TXLA	2001	0.69	30.01	1:02.99 32.98	1:37.29 34.30	2:11.79	5.76 B
11	5	6	FORRESTER Katie	MAC-IT	2004	0.71	29.62	1:02.90 33.28	1:37.52 34.62	2:12.14	6.11 B
12	4	3	CABANES GARZAS Laura	ESP	2006	0.74	29.49	1:02.65 33.16	1:37.22 34.57	2:12.56	6.53 B
13	6	2	KRUGER Lainy	FLOR	2005	0.69	30.10	1:03.51 33.41	1:37.84 34.33	2:13.37	7.34 B
14	5	1	ERTAN Deniz	UN-AZ	2004	0.66	29.60	1:03.29 33.69	1:38.67 35.38	2:13.97	7.94 B
15	4	7	REESE Addy	FLOR	2005	0.65	30.52	1:04.39 33.87	1:39.36 34.97	2:14.11	8.08 B
16	6	1	STOLL Campbell	TXLA	2005	0.66	29.62	1:03.24 33.62	1:37.94 34.70	2:14.16	8.13 B
17	3	1	HAGER Averie	SASA	◆ 2007	0.69	29.33	1:03.18 33.85	1:38.13 34.95	2:14.26	8.23 C
18	5	2	LEHMAN Alyce	JW	◆ 2008	0.84	29.11		1:37.97	2:14.34	8.31 C
19	6	7	CALLIS Emerson	QSTS	◆ 2008	0.65	29.76	1:03.52 33.76	1:38.57 35.05	2:14.64	8.61 C
20	4	1	CLARKE Ellie	CSC-IN	◆ 2009	0.76	29.99	1:03.77 33.78	1:39.14 35.37	2:14.74	8.71 C
21	5	0	NOVINSKIY Victoria	BHA	2004	0.74	30.19	1:03.94 33.75	1:39.21 35.27	2:15.06	9.03 C
22	3	5	KRSTOLIC Lilliana	LAKR	◆ 2008	0.61	30.27	1:04.63 34.36	1:40.23 35.60	2:16.34	10.31 C
23	4	9	ARNALL Ines	WEST	◆ 2008	0.73	30.38	1:04.77 34.39	1:40.86 36.09	2:16.39	10.36 C
24	4	6	SMITHWICK Heidi	PRIN	2003	0.70	30.22	1:04.61 34.39	1:40.42 35.81	2:16.42	10.39 C

Official Timekeeping by Omega





2025 TYR Pro Swim Series

Fort Lauderdale, FL

April 30 - May 3



Event 9

1 MAY 2025 - 10:33 AM

Women's 200m Butterfly

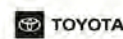
Heats

Results Summary

Event Number 9

Rank	Heat	Lane	Name	Club Code	Year of Birth	R.T.	50m	100m	150m	Time	Time Behind
25	2	3	STANLEY Ellie	TNAQ	◆ 2009	0.70	29.88	1:04.34 34.46	1:39.84 35.50	2:16.43 36.59	10.40 R
26	3	2	ARNALL Alba	WEST	◆ 2008	0.68	30.03		1:40.58	2:16.64 36.06	10.61 R
27	1	6	CSULAK Lia	UN-AZ	2005	0.70	31.69	1:06.51 34.82	1:42.19 35.68	2:17.61 35.42	11.58
28	2	4	VAZQUEZ RUIZ Alba	ESP	2002	0.74	31.04	1:05.66 34.62	1:41.52 35.86	2:17.75 36.23	11.72
29	5	9	MOULSON Vivian	CRIM	◆ 2008	0.72	30.11	1:04.06 33.95	1:39.39 35.33	2:17.94 35.55	11.91
30	3	7	YAUGER Reese	CLPR	◆ 2007	0.70	31.20	1:06.25 35.05	1:42.17 35.92	2:18.13 35.96	12.10
31	3	9	SCHINSKY Ellie	SCAR	2004	0.70	30.83	1:05.80 34.97	1:42.09 36.29	2:18.17 36.08	12.14
32	4	0	NIXON Nikki	TAC	◆ 2009	0.67	30.41	1:04.83 34.42	1:41.02 36.19	2:18.41 37.39	12.38
33	2	1	BELK Emma	SPA-AR	◆ 2008	0.66	30.15	1:05.57 35.42	1:42.55 36.98	2:18.73 36.18	12.70
34	6	8	BACHER Taylor	RAYS	2006	0.76	30.19	1:04.19 34.00	1:41.25 37.06	2:18.93 37.68	12.90
35	3	6	GOREY Faith	CSC-IN	◆ 2009	0.72	30.12	1:05.39 35.27	1:42.10 36.71	2:19.88 37.78	13.85
36	3	4	VILLACIS Samantha	PAA	◆ 2008	0.73	30.85	1:05.14 34.29	1:41.58 36.44	2:19.98 38.40	13.95
37	3	3	PLAZA Sofia	FLOR	2005	0.86	31.54	1:06.63 35.09	1:43.31 36.68	2:20.59 37.28	14.56
38	3	0	ROBIE Jessica	SYS	◆ 2007	0.65	31.06	1:05.68 34.62	1:42.44 36.76	2:20.71 38.27	14.68
39	2	6	BARTEE Zetta Grace	MSA	◆ 2007	0.67	30.64	1:05.33 34.69	1:42.40 37.07	2:20.75 38.35	14.72
40	1	2	KLEIN Neala	BSS	◆ 2007	0.77	30.58	1:05.80 35.22	1:42.85 37.05	2:20.96 38.11	14.93
41	6	9	CONWAY Shannon	NBAC	◆ 2008	0.78	29.48	1:04.41 34.93	1:42.00 37.59	2:21.22 39.22	15.19
42	2	9	KURIGER Cam	SCAR	2004	0.75	31.51	1:07.08 35.57	1:44.32 37.24	2:21.31 36.99	15.28
43	1	3	KAMINSKI Feagin	CWAC	◆ 2009	0.62	30.36	1:05.20 34.84	1:42.41 37.21	2:21.35 38.94	15.32
44	2	7	HAZLEHURST Ana	UN-IN	2006	0.71	30.92	1:06.19 35.27	1:43.15 36.96	2:21.44 38.29	15.41
45	1	5	BEU Izzy	ACAD	◆ 2007	0.82	32.09	1:08.46 36.37	1:45.93 37.47	2:22.07 36.14	16.04
46	2	5	SOLERA Karina	CRC	2006	0.72	31.76	1:07.50 35.74	1:44.91 37.41	2:22.30 37.39	16.27
47	2	0	MACIK Jana	NCAP	2006	0.67	30.75	1:05.82 35.07	1:43.02 37.20	2:22.70 39.68	16.67
48	3	8	BRAEGER K C	LAK	◆ 2007	0.70	30.71	1:05.99 35.28	1:43.52 37.53	2:22.84 39.32	16.81
49	4	8	WHEELER Jane	CRIM	◆ 2008	0.82	30.79	1:06.69 35.90	1:45.17 38.48	2:23.09 37.92	17.06
50	2	2	WENTZEL Annabelle	AQJT	◆ 2007	0.73	30.44		1:43.52	2:23.73 40.21	17.70
51	2	8	YACOVIELLO Molly	YY	◆ 2007	0.73	31.32	1:06.89 35.57	1:44.68 37.79	2:24.65 39.97	18.62

Official Timekeeping by Omega





2025 TYR Pro Swim Series

Fort Lauderdale, FL

April 30 - May 3



Event 9

1 MAY 2025 - 10:33 AM

Women's 200m Butterfly

Heats

Results Summary

Event Number 9

Rank	Heat	Lane	Name	Club Code	Year of Birth	R.T.	50m	100m	150m	Time	Time Behind
52	1	7	LISTA Angelina	SYS	◆ 2008	0.68	31.81	1:08.98 37.17	1:48.70 39.72	2:28.26 39.56	22.23
	1	4	ECKERMAN Maeve	SYS	2006					DNS	
	4	2	SIMS Bella	SAND	2005					DNS	
	6	0	GORMSEN Cavan	UN-VA	2005					DNS	
	5	8	KLEIN Taylor	MSA	◆ 2008					DSQ	

Legend:

◆	Junior swimmer	A	Qualified for final A	AR	American Record	B	Qualified for final B
C	Qualified for final C	DNS	Did Not Start	DSQ	Disqualified	R	Reserve
R.T.	Reaction Time	US	US Open Record	WJ	World Junior Record	WR	World Record

Official Timekeeping by Omega



FLUIDRA



OneAmerica
Financial





2025 TYR Pro Swim Series

Fort Lauderdale, FL

April 30 - May 3



Event 10

1 MAY 2025 - 10:52 AM

Men's 200m Butterfly

Heats

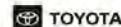
Results Summary

Event Number 10

	Record	Splits	Name	NAT Code	Location	Date
WR	1:50.34	24.19 51.89 1:20.51	MILAK Kristof	HUN	Budapest (HUN)	21 JUN 2022
AR	1:51.51	24.76 52.88 1:21.93	PHELPS Michael	USA	Rome (ITA)	29 JUL 2009
US	1:52.20	25.47 53.75 1:23.04	PHELPS Michael	USA	Omaha, NE (USA)	2 JUL 2008
WJ	1:53.79	24.69 53.24 1:22.71	MILAK Kristof	HUN	Netanya (ISR)	30 JUN 2017

Rank	Heat	Lane	Name	Club Code	Year of Birth	R.T.	50m	100m	150m	Time	Time Behind
1	4	5	DAHLGREN Jack	AQJT	2000	0.70	26.25	55.16	1:25.66	1:56.83	A
								28.91	30.50	31.17	
2	5	4	FOSTER Carson	RAYS	2001	0.63	26.54	55.94	1:26.20	1:56.84	0.01 A
								29.40	30.26	30.64	
3	4	4	ESPERNBERGER Martin	TENN	2003	0.66	25.82	55.23	1:25.52	1:56.93	0.10 A
								29.41	30.29	31.41	
4	4	3	SCHOTT Mitchell	PRIN	2004	0.62	25.93	55.65	1:26.26	1:57.23	0.40 A
								29.72	30.61	30.97	
5	6	2	BRANON Ryan	TXLA	2004	0.67	26.62	56.49	1:27.53	1:57.86	1.03 A
								29.87	31.04	30.33	
6	6	6	BALVA Arthur	PRIN	2005	0.63	26.48	56.65	1:27.39	1:57.99	1.16 A
								30.17	30.74	30.60	
7	6	5	JULIAN Trenton	MVN	1998	0.63	26.40	56.13	1:27.13	1:58.62	1.79 A
								29.73	31.00	31.49	
8	2	6	KAMMANN Bjoern	TENN	2001	0.74	25.62	55.34	1:27.00	1:58.99	2.16 A
								29.72	31.66	31.99	
9	5	6	BRIED Tommy	UOFL	2003	0.68	26.86	57.07	1:27.96	1:59.19	2.36 B
								30.21	30.89	31.23	
10	6	3	SHACKELL Aaron	CSC-IN	2004	0.71	26.21	56.17	1:27.60	1:59.38	2.55 B
								29.96	31.43	31.78	
11	4	6	RUVALCABA CRUZ Hector	AGS	1997	0.71	26.58	56.67	1:27.99	1:59.78	2.95 B
								30.09	31.32	31.79	
12	5	8	SHACKELL Andrew	CSC-IN	2006	0.64	26.40	56.92	1:27.71	1:59.90	3.07 B
								30.52	30.79	32.19	
13	6	4	KHARUN Ilya	UN-AZ	2005	0.69	26.28	56.90	1:28.91	2:00.51	3.68 B
								30.62	32.01	31.60	
14	5	3	MARTINEZ NOVOA Miguel	ESP	2000	0.70	27.03	57.62	1:28.66	2:00.57	3.74 B
								30.59	31.04	31.91	
15	4	9	KARAHALIS Alex	PSU	2005	0.64	26.70	56.87	1:28.98	2:00.58	3.75 B
								30.17	32.11	31.60	
16	4	8	GORDILLO Erick	AZFL	1999	0.66	26.61	56.81	1:28.54	2:01.19	4.36 B
								30.20	31.73	32.65	
17	4	7	SANDERS Grant	FASTFL	1997	0.70	26.95	57.54	1:28.80	2:01.38	4.55 C
								30.59	31.26	32.58	
18	6	8	BRANON Daniel	NBAC	◆ 2008	0.67	27.61	57.81	1:29.51	2:01.49	4.66 C
								30.20	31.70	31.98	
19	6	7	SAMMONS David	MAC-NC	◆ 2009	0.68	27.07	57.29	1:29.12	2:01.87	5.04 C
								30.22	31.83	32.75	
20	5	5	GONZALEZ ALVAREZ Arbidel	ESP	2002	0.69	26.87	57.11	1:28.77	2:01.89	5.06 C
								30.24	31.66	33.12	
21	5	1	WILCOX Boone	LAK	◆ 2008	0.66	27.29	57.78	1:29.76	2:02.10	5.27 C
								30.49	31.98	32.34	
22	6	0	CARR Nathan	AQJT	◆ 2007	0.62	27.61	58.27	1:30.33	2:03.20	6.37 C
								30.66	32.06	32.87	
23	4	1	KATTAU Caleb	SAND	◆ 2007	0.72	27.32	58.73	1:30.91	2:03.21	6.38 C
								31.41	32.18	32.30	
24	4	2	ENOCH Gregg	UOFL	2006	0.63	26.71	57.15	1:29.74	2:03.54	6.71 C
								30.44	32.59	33.80	

Official Timekeeping by Omega





2025 TYR Pro Swim Series

Fort Lauderdale, FL

April 30 - May 3



Event 10

1 MAY 2025 - 10:52 AM

Men's 200m Butterfly

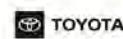
Heats

Results Summary

Event Number 10

Rank	Heat	Lane	Name	Club Code	Year of Birth	R.T.	50m	100m	150m	Time	Time Behind
25	6	9	DORNOFF Anthony	RMDA	◆ 2009	0.73	27.98	58.88 30.90	1:31.05 32.17	2:03.55 32.50	6.72 R
26	2	5	TURNER Jacob	UN-NE	2006	0.62	26.71	57.96 31.25	1:31.09 33.13	2:05.00 33.91	8.17 R
27	3	8	SINGLEY Brody	SRA	2006	0.66	27.22	58.39 31.17	1:31.77 33.38	2:05.10 33.33	8.27
28	3	4	LABARRE Tristan	CHI	2004	0.63	27.69	59.12 31.43	1:32.14 33.02	2:05.30 33.16	8.47
29	3	7	AYERS Alex	MAC-NC	2005	0.79	27.64	58.57 30.93	1:31.21 32.64	2:05.65 34.44	8.82
30	1	5	VALDERRAMA Carlos	RMDA	2006	0.68	28.38	59.97 31.59	1:32.56 32.59	2:05.86 33.30	9.03
31	3	0	GOODMAN Alex	JW	◆ 2009	0.68	28.20	1:00.17 31.97	1:33.70 33.53	2:05.88 32.18	9.05
32	2	1	KELLERMAN Jason	NBAC	◆ 2007	0.68	28.16	1:00.17 32.01	1:33.20 33.03	2:06.22 33.02	9.39
33	5	0	COX Rowan	TXLA	◆ 2007	0.66	26.79	57.84 31.05	1:31.54 33.70	2:06.25 34.71	9.42
34	2	8	STACHTIARIS Jagger	UN-NE	2006	0.65	27.29	58.16 30.87	1:31.81 33.65	2:06.36 34.55	9.53
35	3	2	GUENTHER Zakary	CAT	◆ 2007	0.66	28.74	1:00.70 31.96	1:33.68 32.98	2:06.70 33.02	9.87
36	3	1	OGNOSKIE Maika	TXLA	◆ 2007	0.62	27.58	59.57 31.99	1:33.24 33.67	2:07.09 33.85	10.26
37	3	5	PLOOF Andrew	AQJT	◆ 2007	0.59	28.99	1:01.80 32.81	1:35.52 33.72	2:07.40 31.88	10.57
38	2	0	TORRES Roman	YY	◆ 2008	0.66	27.86	1:00.03 32.17	1:33.52 33.49	2:07.60 34.08	10.77
39	3	3	NOGUCHI Logan	PRIN	2005	0.60	27.41	59.36 31.95	1:33.27 33.91	2:07.96 34.69	11.13
40	5	9	GUMINO Michael	BSS	◆ 2007	0.62	27.29	58.42 31.13	1:32.36 33.94	2:08.47 36.11	11.64
41	1	4	MACHO Parker	IFLY	◆ 2008	0.75	27.47	59.03 31.56	1:32.59 33.56	2:09.29 36.70	12.46
42	2	4	DROPIC Ty	CLPR	◆ 2007	0.67	28.46	1:00.86 32.40	1:35.44 34.58	2:10.08 34.64	13.25
43	5	7	McKENNA Conor	PRIN	2003	0.71	27.28	59.30 32.02	1:34.33 35.03	2:10.45 36.12	13.62
44	2	7	HALL Landon	TNAQ	◆ 2009	0.63	27.61	59.53 31.92	1:34.20 34.67	2:10.90 36.70	14.07
45	3	6	ERWIN Quint	CFSC	2006	0.71	28.95	1:02.10 33.15	1:36.02 33.92	2:11.10 35.08	14.27
	1	3	DOVELLOS George	BSS	◆ 2008					DNS	
	2	2	CAIRNS Matt	FLOR	2005					DNS	
	2	3	CLANCY Jack	PSU	2005					DNS	
	3	9	MOY Aiden	BAD	◆ 2007					DNS	
	4	0	ROWE Oliver	NTRO	2006					DNS	
	5	2	ZUBIK Jan	UMIZ	2003					DNS	

Official Timekeeping by Omega





2025 TYR Pro Swim Series



Fort Lauderdale, FL

April 30 - May 3

Event 10

1 MAY 2025 - 10:52 AM

Men's 200m Butterfly

Heats

Results Summary

Event Number 10

Rank	Heat	Lane	Name	Club Code	Year of Birth	R.T.	50m	100m	150m	Time	Time Behind
	6	1	CAKIR Noah	TS	◆ 2007					DNS	

Legend:

◆	Junior swimmer	A	Qualified for final A	AR	American Record	B	Qualified for final B
C	Qualified for final C	DNS	Did Not Start	R	Reserve	R.T.	Reaction Time
US	US Open Record	WJ	World Junior Record	WR	World Record		

Official Timekeeping by Omega



FLUIDRA



OneAmerica
Financial





2025 TYR Pro Swim Series

Fort Lauderdale, FL

April 30 - May 3



Event 11

1 MAY 2025 - 11:10 AM

Women's 400m Freestyle

Heats

Results Summary

Event Number 11

	Record	Splits		Name	NAT Code	Location	Date
WR	3:55.38	56.92	1:56.94	2:56.90	TITMUS Ariarne	AUS Fukuoka (JPN)	23 JUL 2023
AR	3:56.46	57.05	1:57.11	2:57.62	LEDECKY Katie	USA Rio de Janeiro (BRA)	7 AUG 2016
US	3:57.94	57.07	1:57.70	2:58.15	LEDECKY Katie	USA Indianapolis, IN (USA)	17 MAY 2018
WJ	3:56.08	56.46	1:55.91	2:55.84	McINTOSH Summer	SYS Toronto (CAN)	28 MAR 2023

Rank	Heat	Lane	Name	Club Code	Year of Birth	R.T.	Time	Time Behind
1	9	4	LEDECKY Katie	GSC-FL	1997	0.73	4:03.45	A
	50m	28.19	100m 58.30	150m 1:29.21	200m 1:59.90	250m 2:30.84	300m 3:01.71	350m 3:32.76
			30.11	30.91	30.69	30.94	30.87	31.05
2	9	5	WEINSTEIN Claire	SAND	◆ 2007	0.79	4:04.80	1.35 A
	50m	28.63	100m 58.98	150m 1:30.06	200m 2:01.04	250m 2:32.00	300m 3:02.96	350m 3:34.25
			30.35	31.08	30.98	30.96	30.96	31.29
3	8	4	McINTOSH Summer	SYS	2006	0.75	4:06.56	3.11 A
	50m	28.49	100m 59.09	150m 1:29.99	200m 2:00.71	250m 2:32.09	300m 3:03.60	350m 3:35.55
			30.60	30.90	30.72	31.38	31.51	31.95
4	9	3	GEMMELL Erin	TXLA	2004	0.85	4:09.31	5.86 A
	50m	28.66	100m 1:00.04	150m 1:31.98	200m 2:04.06	250m 2:35.84	300m 3:07.64	350m 3:38.73
			31.38	31.94	32.08	31.78	31.80	31.09
5	8	5	COX Jillian	TXLA	2005	0.68	4:09.33	5.88 A
	50m	29.46	100m 1:00.49	150m 1:31.97	200m 2:03.44	250m 2:35.10	300m 3:06.82	350m 3:38.41
			31.03	31.48	31.47	31.66	31.72	31.59
6	9	6	GORMSEN Cavan	UN-VA	2005	0.75	4:09.88	6.43 A
	50m	29.07	100m 1:00.00	150m 1:31.58	200m 2:03.52	250m 2:35.32	300m 3:07.22	350m 3:38.72
			30.93	31.58	31.94	31.80	31.90	31.50
=7	8	2	WEYANT Emma	FLOR	2001	0.77	4:11.07	7.62 A
	50m	29.57	100m 1:00.99	150m 1:33.05	200m 2:05.06	250m 2:37.10	300m 3:08.98	350m 3:40.65
			31.42	32.06	32.01	32.04	31.88	31.67
=7	9	2	GRIMES Katie	UN-VA	2006	0.64	4:11.07	7.62 A
	50m	29.15	100m 1:00.47	150m 1:32.40	200m 2:04.06	250m 2:36.10	300m 3:08.14	350m 3:39.76
			31.32	31.93	31.66	32.04	32.04	31.62
9	8	3	MINTENKO Madi	PPA	◆ 2007	0.78	4:11.39	7.94 B
	50m	29.08	100m 1:00.48	150m 1:32.46	200m 2:04.70	250m 2:36.59	300m 3:09.08	350m 3:41.06
			31.40	31.98	32.24	31.89	32.49	31.98
10	8	6	HAN Kayla	RMDA	◆ 2008	0.65	4:11.40	7.95 B
	50m	29.59	100m 1:00.85	150m 1:32.69	200m 2:04.33	250m 2:36.22	300m 3:08.03	350m 3:40.09
			31.26	31.84	31.64	31.89	31.81	32.06
11	9	7	MATTES Michaela	FLOR	2005	0.79	4:12.49	9.04 B
	50m	29.33	100m 1:00.34	150m 1:32.44	200m 2:04.15	250m 2:36.02	300m 3:08.09	350m 3:40.39
			31.01	32.10	31.71	31.87	32.07	32.30
12	8	7	HURST Kate	TXLA	2005	0.71	4:12.78	9.33 B
	50m	30.06	100m 1:01.43	150m 1:33.46	200m 2:05.11	250m 2:37.42	300m 3:09.53	350m 3:41.83
			31.37	32.03	31.65	32.31	32.11	32.30
13	8	1	COSGROVE Ella	FASTAZ	◆ 2007	0.77	4:13.32	9.87 B
	50m	29.82	100m 1:01.64	150m 1:34.08	200m 2:06.24	250m 2:38.33	300m 3:10.13	350m 3:42.08
			31.82	32.44	32.16	32.09	31.80	31.95
14	9	0	HANSEN Brinkleigh	SPA-FL	◆ 2009	0.84	4:14.18	10.73 B
	50m	29.23	100m 1:00.61	150m 1:32.58	200m 2:04.81	250m 2:37.34	300m 3:09.86	350m 3:42.62
			31.38	31.97	32.23	32.53	32.52	32.76
15	6	3	KRYGER Madison	CAN	◆ 2008	0.76	4:14.99	11.54 B
	50m	29.23	100m 1:00.96	150m 1:33.20	200m 2:05.62	250m 2:38.23	300m 3:10.91	350m 3:43.12
			31.73	32.24	32.42	32.61	32.68	32.21
16	7	2	EICHBRECHT Elizabeth	NOVAMI	◆ 2008	0.84	4:15.80	12.35 B
	50m	30.11	100m 1:02.17	150m 1:34.52	200m 2:07.10	250m 2:39.53	300m 3:11.99	350m 3:44.38
			32.06	32.35	32.58	32.43	32.46	32.39
17	9	9	DERIVAUX Audrey	JW	◆ 2009	0.84	4:17.68	14.23 C
	50m	29.87	100m 1:01.76	150m 1:33.90	200m 2:06.45	250m 2:38.82	300m 3:12.12	350m 3:45.01
			31.89	32.14	32.55	32.37	33.30	32.89

Official Timekeeping by Omega





2025 TYR Pro Swim Series

Fort Lauderdale, FL

April 30 - May 3



Event 11

1 MAY 2025 - 11:10 AM

Women's 400m Freestyle

Heats

Results Summary

Event Number 11

Rank	Heat	Lane	Name	Club Code	Year of Birth	R.T.	Time	Time Behind
18	6	2	HANSEN Karrington	SPA-FL	◆ 2008	0.71	4:17.86	14.41 C
50m 28.86	100m 1:00.49	150m 1:32.64	200m 2:05.38	250m 2:38.42	300m 3:11.68	350m 3:45.17		
	31.63	32.15	32.74	33.04	33.26	33.49	32.69	
19	7	5	TRAVIS Brooke	TAC	2000	0.75	4:18.28	14.83 C
50m 29.89	100m 1:02.02	150m 1:34.82	200m 2:07.83	250m 2:40.88	300m 3:13.79	350m 3:46.95		
	32.13	32.80	33.01	33.05	32.91	33.16	31.33	
20	7	8	REYNA Alexa	UN-AZ	2005	0.71	4:18.44	14.99 C
50m 29.35	100m 1:00.90	150m 1:33.60	200m 2:06.16	250m 2:39.00	300m 3:12.02	350m 3:45.65		
	31.55	32.70	32.56	32.84	33.02	33.63	32.79	
21	7	0	SHAW Adair	HOOS	2006	0.72	4:18.84	15.39 C
50m 30.02	100m 1:02.47	150m 1:35.02	200m 2:07.60	250m 2:40.13	300m 3:12.98	350m 3:45.96		
	32.45	32.55	32.58	32.53	32.85	32.98	32.88	
22	7	4	PENNINGTON Caroline	TAC	2003	0.78	4:19.14	15.69 C
50m 29.75	100m 1:01.76	150m 1:34.52	200m 2:07.47	250m 2:40.49	300m 3:13.36	350m 3:46.64		
	32.01	32.76	32.95	33.02	32.87	33.28	32.50	
23	5	4	GWINN Applejean	SAND	2006	0.74	4:19.64	16.19 C
50m 30.92	100m 1:03.67	150m 1:37.10	200m 2:10.12	250m 2:43.03	300m 3:15.74	350m 3:48.24		
	32.75	33.43	33.02	32.91	32.71	32.50	31.40	
24	5	3	BUCKLEY Sadie	NCAP	◆ 2009	0.58	4:19.69	16.24 C
50m 30.40	100m 1:02.91	150m 1:36.18	200m 2:09.32	250m 2:42.29	300m 3:15.64	350m 3:48.11		
	32.51	33.27	33.14	32.97	33.35	32.47	31.58	
25	8	9	DIACONESCU Rebecca	SAND	2006	0.78	4:19.74	16.29 R
50m 30.47	100m 1:02.59	150m 1:35.73	200m 2:08.69	250m 2:41.68	300m 3:14.87	350m 3:48.27		
	32.12	33.14	32.96	32.99	33.19	33.40	31.47	
26	8	8	NEACE Clarke	MAC-NC	◆ 2007	0.78	4:19.86	16.41 R
50m 30.38	100m 1:02.52	150m 1:35.69	200m 2:08.87	250m 2:42.09	300m 3:15.27	350m 3:48.03		
	32.14	33.17	33.18	33.22	33.18	32.76	31.83	
27	5	9	BARR Kayla	CSC-IN	◆ 2007	0.69	4:19.92	16.47
50m 30.84	100m 1:03.49	150m 1:36.38	200m 2:08.81	250m 2:41.91	300m 3:14.85	350m 3:47.94		
	32.65	32.89	32.43	33.10	32.94	33.09	31.98	
28	3	2	STAFFORD Leila	FASTAZ	◆ 2008	0.75	4:20.05	16.60
50m 30.21	100m 1:02.99	150m 1:36.37	200m 2:09.89	250m 2:43.17	300m 3:16.33	350m 3:48.82		
	32.78	33.38	33.52	33.28	33.16	32.49	31.23	
29	7	1	RIVA Izzy	SPA-FL	◆ 2009	0.76	4:20.37	16.92
50m 30.06	100m 1:02.55	150m 1:35.71	200m 2:08.91	250m 2:42.48	300m 3:15.92	350m 3:48.26		
	32.49	33.16	33.20	33.57	33.44	32.34	32.11	
30	7	7	DUNFORD Abby	SYS	2006	0.74	4:20.51	17.06
50m 29.57	100m 1:01.33	150m 1:34.08	200m 2:06.97	250m 2:40.47	300m 3:13.88	350m 3:47.74		
	31.76	32.75	32.89	33.50	33.41	33.86	32.77	
=31	5	7	ALEGI Grace	SYS	◆ 2009	0.73	4:20.59	17.14
50m 30.91	100m 1:03.28	150m 1:36.31	200m 2:09.01	250m 2:41.86	300m 3:15.02	350m 3:48.49		
	32.37	33.03	32.70	32.85	33.16	33.47	32.10	
=31	7	3	BEZANSON Maya	TSC	◆ 2007	0.71	4:20.59	17.14
50m 29.71	100m 1:01.44	150m 1:34.20	200m 2:07.03	250m 2:39.94	300m 3:13.23	350m 3:47.22		
	31.73	32.76	32.83	32.91	33.29	33.99	33.37	
33	7	9	WERTHEIM Arianna	BD	◆ 2007	0.82	4:20.79	17.34
50m 30.01	100m 1:02.69	150m 1:36.43	200m 2:10.46	250m 2:43.28	300m 3:16.61	350m 3:49.48		
	32.68	33.74	34.03	32.82	33.33	32.87	31.31	
34	6	6	ANDERSON Kate	VT	2005	0.69	4:21.34	17.89
50m 30.67	100m 1:02.58	150m 1:35.69	200m 2:08.49	250m 2:41.82	300m 3:15.10	350m 3:48.65		
	31.91	33.11	32.80	33.33	33.28	33.55	32.69	
35	3	9	HERFEL Clare	CLPR	◆ 2010	0.78	4:21.58	18.13
50m 31.10	100m 1:03.93	150m 1:37.59	200m 2:11.07	250m 2:44.14	300m 3:17.27	350m 3:50.08		
	32.83	33.66	33.48	33.07	33.13	32.81	31.50	
36	6	7	LUEDKE Avery	ACAD	◆ 2007	0.75	4:21.92	18.47
50m 30.65	100m 1:03.61	150m 1:37.17	200m 2:10.41	250m 2:43.70	300m 3:16.62	350m 3:49.81		
	32.96	33.56	33.24	33.29	32.92	33.19	32.11	

Official Timekeeping by Omega





2025 TYR Pro Swim Series

Fort Lauderdale, FL

April 30 - May 3



Event 11

1 MAY 2025 - 11:10 AM

Women's 400m Freestyle

Heats

Results Summary

Event Number 11

Rank	Heat	Lane	Name	Club Code	Year of Birth	R.T.	Time	Time Behind
37	9	1	STROJNOWSKA Julia	AU	2006	0.70	4:22.64	19.19
	50m 29.64	100m 1:01.84	150m 1:34.85	200m 2:08.05	250m 2:41.40	300m 3:15.17	350m 3:49.25	
		32.20	33.01	33.20	33.35	33.77	34.08	33.39
38	2	9	ZHANG Sarah	REV	◆ 2010	0.68	4:22.79	19.34
	50m 29.99	100m 1:02.65	150m 1:36.98	200m 2:10.43	250m 2:44.28	300m 3:17.63	350m 3:51.50	
		32.66	34.33	33.45	33.85	33.35	33.87	31.29
39	5	5	COLLINS Daisy	NCAC	◆ 2008	0.83	4:23.14	19.69
	50m 30.80	100m 1:03.51	150m 1:36.76	200m 2:09.94	250m 2:43.46	300m 3:16.91	350m 3:50.65	
		32.71	33.25	33.18	33.52	33.45	33.74	32.49
40	2	8	REPUCCI Sara	CRIM	◆ 2008	0.75	4:23.41	19.96
	50m 29.98	100m 1:02.27	150m 1:35.79	200m 2:09.25	250m 2:43.38	300m 3:17.00	350m 3:51.05	
		32.29	33.52	33.46	34.13	33.62	34.05	32.36
41	6	4	HAGER Jaylee	SASA	◆ 2007	0.67	4:23.79	20.34
	50m 29.70	100m 1:02.08	150m 1:35.86	200m 2:09.78	250m 2:43.26	300m 3:17.33	350m 3:51.04	
		32.38	33.78	33.92	33.48	34.07	33.71	32.75
42	4	7	MIEHL Zayda	CAT	◆ 2010	0.82	4:23.87	20.42
	50m 30.80	100m 1:03.33	150m 1:36.96	200m 2:10.34	250m 2:44.12	300m 3:17.79	350m 3:51.61	
		32.53	33.63	33.38	33.78	33.67	33.82	32.26
43	2	0	COTE Mariana	YSF	2005	0.73	4:24.42	20.97
	50m 30.72	100m 1:03.41	150m 1:36.53	200m 2:09.87	250m 2:43.63	300m 3:17.61	350m 3:51.45	
		32.69	33.12	33.34	33.76	33.98	33.84	32.97
44	2	4	TOWN Annabeth	HRA	◆ 2009	0.78	4:25.32	21.87
	50m 30.66	100m 1:03.82	150m 1:37.90	200m 2:11.44	250m 2:45.38	300m 3:19.09	350m 3:52.48	
		33.16	34.08	33.54	33.94	33.71	33.39	32.84
45	4	6	FJARE Zoie	SPA-FL	◆ 2008	0.78	4:25.57	22.12
	50m 30.81	100m 1:04.17	150m 1:38.33	200m 2:12.39	250m 2:46.47	300m 3:20.01	350m 3:53.51	
		33.36	34.16	34.06	34.08	33.54	33.50	32.06
46	2	1	KLEIN Chiara	VT	2004	0.85	4:25.58	22.13
	50m 30.87	100m 1:04.11	150m 1:37.75	200m 2:10.97	250m 2:44.26	300m 3:17.90	350m 3:52.53	
		33.24	33.64	33.22	33.29	33.64	34.63	33.05
47	5	2	MOORE Morgan	PSU	2004	0.78	4:25.70	22.25
	50m 30.42	100m 1:03.21	150m 1:36.57	200m 2:10.20	250m 2:43.86	300m 3:18.25	350m 3:52.70	
		32.79	33.36	33.63	33.66	34.39	34.45	33.00
48	3	0	DESCENT Isabella	SPA-FL	◆ 2009	0.60	4:25.83	22.38
	50m 29.85	100m 1:02.59	150m 1:36.74	200m 2:10.85	250m 2:45.06	300m 3:19.70	350m 3:53.44	
		32.74	34.15	34.11	34.21	34.64	33.74	32.39
49	4	4	XU Annie	MAC-IT	2012	0.67	4:25.87	22.42
	50m 30.11	100m 1:03.38	150m 1:37.61	200m 2:11.29	250m 2:44.72	300m 3:18.82	350m 3:53.05	
		33.27	34.23	33.68	33.43	34.10	34.23	32.82
50	3	1	KELLY Allison	BSS	◆ 2009	0.69	4:25.97	22.52
	50m 30.06	100m 1:02.80	150m 1:36.46	200m 2:10.36	250m 2:44.79	300m 3:18.97	350m 3:53.61	
		32.74	33.66	33.90	34.43	34.18	34.64	32.36
51	5	1	RABESS Kyra	CLPR	2004	0.71	4:26.11	22.66
	50m 31.05	100m 1:03.85	150m 1:37.65	200m 2:11.18	250m 2:45.17	300m 3:19.36	350m 3:53.59	
		32.80	33.80	33.53	33.99	34.19	34.23	32.52
52	6	5	HERRERA Emma	FASTFG	2006	0.71	4:26.73	23.28
	50m 30.14	100m 1:02.55	150m 1:36.28	200m 2:10.27	250m 2:44.47	300m 3:18.61	350m 3:53.31	
		32.41	33.73	33.99	34.20	34.14	34.70	33.42
53	4	5	KRSTOLIC Lilliana	LAKR	◆ 2008	0.64	4:26.84	23.39
	50m 30.52	100m 1:04.28	150m 1:38.52	200m 2:12.74	250m 2:47.16	300m 3:21.42	350m 3:55.06	
		33.76	34.24	34.22	34.42	34.26	33.64	31.78
54	3	4	HARTEL Lauren	BHA	2004	0.74	4:26.94	23.49
	50m 30.68	100m 1:03.69	150m 1:37.40	200m 2:11.15	250m 2:45.14	300m 3:19.36	350m 3:53.98	
		33.01	33.71	33.75	33.99	34.22	34.62	32.96
55	3	6	ROBIE Jessica	SYS	◆ 2007	0.69	4:27.12	23.67
	50m 31.74	100m 1:05.07	150m 1:39.11	200m 2:12.92	250m 2:46.31	300m 3:19.92	350m 3:53.74	
		33.33	34.04	33.81	33.39	33.61	33.82	33.38

Official Timekeeping by Omega





2025 TYR Pro Swim Series

Fort Lauderdale, FL

April 30 - May 3



Event 11

1 MAY 2025 - 11:10 AM

Women's 400m Freestyle

Heats

Results Summary

Event Number 11

Rank	Heat	Lane	Name	Club Code	Year of Birth	R.T.	Time	Time Behind
56	1	2	LEHMAN Alyce	JW	◆ 2008	0.75	4:28.21	24.76
	50m 30.58	100m 1:03.97	150m 1:38.18	200m 2:13.01	250m 2:46.05	300m 3:20.31	350m 3:54.37	
		33.39	34.21	34.83	33.04	34.26	34.06	33.84
57	4	2	THOMAS Mia	TSC	◆ 2008	0.81	4:28.25	24.80
	50m 30.42	100m 1:03.80	150m 1:38.16	200m 2:13.07	250m 2:47.34	300m 3:21.31	350m 3:55.42	
		33.38	34.36	34.91	34.27	33.97	34.11	32.83
58	4	1	SMITH Wren	FASTAZ	◆ 2008	0.71	4:28.57	25.12
	50m 30.84	100m 1:04.40	150m 1:38.63	200m 2:12.64	250m 2:47.08	300m 3:21.41	350m 3:55.58	
		33.56	34.23	34.01	34.44	34.33	34.17	32.99
59	3	3	BOOKSTEIN Delaney	VT	2005	0.74	4:28.62	25.17
	50m 30.71	100m 1:04.00	150m 1:38.19	200m 2:12.32	250m 2:46.46	300m 3:20.78	350m 3:55.40	
		33.29	34.19	34.13	34.14	34.32	34.62	33.22
60	4	0	VLCEK Hailey	ACAD	2006	0.70	4:29.19	25.74
	50m 31.32	100m 1:05.02	150m 1:39.58	200m 2:13.81	250m 2:47.90	300m 3:22.47	350m 3:56.55	
		33.70	34.56	34.23	34.09	34.57	34.08	32.64
61	5	0	MILBAUM Lolly	SYS	◆ 2007	0.62	4:29.34	25.89
	50m 30.62	100m 1:04.00	150m 1:37.87	200m 2:11.97	250m 2:46.53	300m 3:20.82	350m 3:55.65	
		33.38	33.87	34.10	34.56	34.29	34.83	33.69
62	6	9	CALLIS Emerson	QSTS	◆ 2008	0.71	4:29.80	26.35
	50m 31.31	100m 1:04.99	150m 1:38.89	200m 2:12.80	250m 2:46.92	300m 3:20.88	350m 3:55.83	
		33.68	33.90	33.91	34.12	33.96	34.95	33.97
63	2	6	SIMMONS Alexa	NTR0	◆ 2008	0.67	4:29.90	26.45
	50m 31.59	100m 1:04.76	150m 1:38.94	200m 2:13.13	250m 2:48.07	300m 3:22.12	350m 3:56.67	
		33.17	34.18	34.19	34.94	34.05	34.55	33.23
64	1	3	DIETRICH Kaylee	TAC	◆ 2009	0.78	4:30.45	27.00
	50m 30.87	100m 1:03.88	150m 1:38.29	200m 2:12.66	250m 2:47.09	300m 3:22.04	350m 3:57.00	
		33.01	34.41	34.37	34.43	34.95	34.96	33.45
65	5	8	MUNDEE Isabelle	UN-NE	2006	0.68	4:30.54	27.09
	50m 31.18	100m 1:04.52	150m 1:39.11	200m 2:13.83	250m 2:48.50	300m 3:22.58	350m 3:57.43	
		33.34	34.59	34.72	34.67	34.08	34.85	33.11
66	1	4	MOULSON Vivian	CRIM	◆ 2008	0.73	4:30.60	27.15
	50m 31.64	100m 1:05.21	150m 1:39.62	200m 2:14.01	250m 2:48.31	300m 3:23.11	350m 3:57.81	
		33.57	34.41	34.39	34.30	34.80	34.70	32.79
67	6	0	BRENNAN Maddy	PAA	◆ 2008	0.78	4:30.70	27.25
	50m 30.37	100m 1:03.18	150m 1:37.59	200m 2:12.14	250m 2:47.23	300m 3:21.96	350m 3:57.36	
		32.81	34.41	34.55	35.09	34.73	35.40	33.34
68	6	1	LEPAGE Charlotte	MAC-NC	◆ 2007	0.74	4:30.73	27.28
	50m 30.53	100m 1:03.64	150m 1:37.91	200m 2:12.50	250m 2:47.47	300m 3:22.32	350m 3:57.36	
		33.11	34.27	34.59	34.97	34.85	35.04	33.37
69	2	5	CLARK Alex	CSC-IN	◆ 2010	0.82	4:30.99	27.54
	50m 30.71	100m 1:03.94	150m 1:38.93	200m 2:12.97	250m 2:47.85	300m 3:22.53	350m 3:57.20	
		33.23	34.99	34.04	34.88	34.68	34.67	33.79
70	2	7	FARQUHAR Natalie	PRIN	2006	0.71	4:32.07	28.62
	50m 30.32	100m 1:03.78	150m 1:38.74	200m 2:13.19	250m 2:48.37	300m 3:23.01	350m 3:58.15	
		33.46	34.96	34.45	35.18	34.64	35.14	33.92
71	6	8	GRAZZIANI Ava	LAK	◆ 2008	0.74	4:32.27	28.82
	50m 30.75	100m 1:03.84	150m 1:38.12	200m 2:12.45	250m 2:47.77	300m 3:22.74	350m 3:58.12	
		33.09	34.28	34.33	35.32	34.97	35.38	34.15
72	3	7	KLEIN Neala	BSS	◆ 2007	0.76	4:33.28	29.83
	50m 31.14	100m 1:04.62	150m 1:39.37	200m 2:13.96	250m 2:49.20	300m 3:24.01	350m 3:59.39	
		33.48	34.75	34.59	35.24	34.81	35.38	33.89
73	3	5	TRAMONTANA Bella	SAND	2006	0.79	4:35.03	31.58
	50m 31.94	100m 1:05.31	150m 1:39.82	200m 2:14.65	250m 2:49.58	300m 3:24.63	350m 4:00.19	
		33.37	34.51	34.83	34.93	35.05	35.56	34.84
74	3	8	ALLISON Lilly Jayne	TXLA	◆ 2008	0.68	4:35.06	31.61
	50m 31.00	100m 1:04.66	150m 1:39.59	200m 2:14.45	250m 2:49.70	300m 3:24.91	350m 4:00.57	
		33.66	34.93	34.86	35.25	35.21	35.66	34.49

Official Timekeeping by Omega





2025 TYR Pro Swim Series

Fort Lauderdale, FL

April 30 - May 3



Event 11

1 MAY 2025 - 11:10 AM

Women's 400m Freestyle

Heats

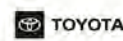
Results Summary

Event Number 11

Rank	Heat	Lane	Name	Club Code	Year of Birth	R.T.	Time	Time Behind
75	4	3	WHEELER Jane	CRIM	◆ 2008	0.82	4:36.30	32.85
			50m 30.78					
			100m 1:04.60					
			150m 1:39.62					
			200m 2:14.99					
			250m 2:50.06					
			300m 3:25.38					
			350m 4:01.35					
			33.82					34.95
			35.02					
			35.37					
			35.07					
			35.32					
			35.97					
76	4	8	ANDRUSS Lily	LAC	◆ 2009	0.80	4:37.66	34.21
			50m 31.06					
			100m 1:05.10					
			150m 1:39.85					
			200m 2:14.57					
			250m 2:50.54					
			300m 3:25.73					
			350m 4:02.53					
			34.04					35.13
			34.75					
			34.72					
			35.97					
			35.19					
			36.80					
	1	5	TUCKER Dakota	PRIN	2004		DNS	
	1	6	GERMAN da Jah	SFTL	◆ 2008		DNS	
	2	2	BROUSSEAU Julie	FLOR	2006		DNS	
	2	3	SMITHWICK Heidi	PRIN	2003		DNS	
	4	9	WARNICK Lucy	SAND	2006		DNS	
	5	6	CUSTER Clare	SYS	◆ 2008		DNS	
	7	6	STEPANOFF Paige	TSC	◆ 2009		DNS	
	8	0	McDONALD Haley	LAK	◆ 2007		DNS	
	9	8	MROZINSKI Julia	TENN	2000		DNS	

Legend:							
=	Equal rank	◆	Junior swimmer	A	Qualified for final A	AR	American Record
B	Qualified for final B	C	Qualified for final C	DNS	Did Not Start	R	Reserve
R.T.	Reaction Time	US	US Open Record	WJ	World Junior Record	WR	World Record

Official Timekeeping by Omega





2025 TYR Pro Swim Series

Fort Lauderdale, FL

April 30 - May 3



Event 12

1 MAY 2025 - 11:58 AM

Men's 400m Freestyle

Heats

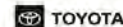
Results Summary

Event Number 12

	Record	Splits	Name	NAT Code	Location	Date
WR	3:39.96	51.90 1:47.55 2:44.01	MARTENS Lukas	GER	Stockholm (SWE)	12 APR 2025
AR	3:42.78	54.86 1:51.91 2:48.07	JENSEN Larsen	USA	Beijing (CHN)	10 AUG 2008
US	3:43.53	54.67 1:51.14 2:47.52	JENSEN Larsen	USA	Omaha, NE (USA)	29 JUN 2008
WJ	3:44.31	54.31 1:51.00 2:47.91	MITSIN Petar	BUL	Belgrade (SRB)	9 JUL 2023

Rank	Heat	Lane	Name	Club Code	Year of Birth	R.T.	Time	Time Behind
1	8	4	SMITH Kieran	RAC	2000	0.73	3:49.81	A
	50m 26.03	100m 54.80	150m 1:23.97	200m 1:53.19	250m 2:22.43	300m 2:51.61	350m 3:21.06	
		28.77	29.17	29.22	29.24	29.18	29.45	28.75
2	8	2	ERISMAN Ryan	LAKR	2006	0.73	3:50.74	0.93 A
	50m 26.85	100m 55.31	150m 1:24.58	200m 1:54.05	250m 2:23.35	300m 2:52.58	350m 3:21.98	
		28.46	29.27	29.47	29.30	29.23	29.40	28.76
3	8	5	HOBSON Luke	TXLA	2003	0.81	3:51.32	1.51 A
	50m 26.56	100m 55.38	150m 1:24.66	200m 1:53.88	250m 2:23.20	300m 2:52.82	350m 3:22.65	
		28.82	29.28	29.22	29.32	29.62	29.83	28.67
4	8	6	KOSKI Tomas	ABSC	2004	0.64	3:51.62	1.81 A
	50m 26.42	100m 55.50	150m 1:24.97	200m 1:54.63	250m 2:24.51	300m 2:54.48	350m 3:24.26	
		29.08	29.47	29.66	29.88	29.97	29.78	27.36
5	7	4	FINKE Bobby	SPA-FL	1999	0.76	3:52.27	2.46 A
	50m 26.61	100m 55.68	150m 1:24.98	200m 1:54.70	250m 2:24.46	300m 2:54.03	350m 3:23.33	
		29.07	29.30	29.72	29.76	29.57	29.30	28.94
6	3	9	MARCHAND Leon	TXLA	2002	0.68	3:52.77	2.96 A
	50m 26.01	100m 54.53	150m 1:23.99	200m 1:53.35	250m 2:23.03	300m 2:52.51	350m 3:22.75	
		28.52	29.46	29.36	29.68	29.48	30.24	30.02
7	7	3	CISTERNAS Eduardo	PSU	2004	0.64	3:53.71	3.90 A
	50m 26.87	100m 56.00	150m 1:25.27	200m 1:54.87	250m 2:24.75	300m 2:54.69	350m 3:24.76	
		29.13	29.27	29.60	29.88	29.94	30.07	28.95
8	7	7	MANTEUFEL Gabriel	SAND	◆ 2007	0.74	3:56.79	6.98 A
	50m 27.12	100m 56.28	150m 1:26.22	200m 1:56.96	250m 2:26.91	300m 2:57.13	350m 3:27.48	
		29.16	29.94	30.74	29.95	30.22	30.35	29.31
9	6	3	SUBAGYO Nicholas	OLY	2003	0.63	3:58.34	8.53 B
	50m 26.55	100m 55.45	150m 1:24.90	200m 1:54.89	250m 2:25.34	300m 2:56.25	350m 3:27.46	
		28.90	29.45	29.99	30.45	30.91	31.21	30.88
10	7	5	CLONTZ Norvin	MSA	◆ 2007	0.77	3:58.54	8.73 B
	50m 27.41	100m 56.76	150m 1:26.92	200m 1:57.25	250m 2:28.02	300m 2:58.72	350m 3:29.35	
		29.35	30.16	30.33	30.77	30.70	30.63	29.19
11	6	6	KULP Charlie	LIFENJ	◆ 2007	0.69	3:58.74	8.93 B
	50m 27.27	100m 56.63	150m 1:27.11	200m 1:57.67	250m 2:28.32	300m 2:58.93	350m 3:29.60	
		29.36	30.48	30.56	30.65	30.61	30.67	29.14
12	8	3	ELLIS Luke	SAND	2006	0.70	3:58.81	9.00 B
	50m 27.53	100m 57.49	150m 1:27.56	200m 1:57.79	250m 2:28.26	300m 2:58.61	350m 3:29.00	
		29.96	30.07	30.23	30.47	30.35	30.39	29.81
13	6	4	VOROBIEV Max	MAC-IT	◆ 2007	0.76	3:58.86	9.05 B
	50m 27.33	100m 56.66	150m 1:26.61	200m 1:57.25	250m 2:28.10	300m 2:59.01	350m 3:29.67	
		29.33	29.95	30.64	30.85	30.91	30.66	29.19
14	8	8	MASON Jake	UN-AZ	2004	0.67	3:58.90	9.09 B
	50m 26.93	100m 56.12	150m 1:25.95	200m 1:55.96	250m 2:26.32	300m 2:56.61	350m 3:27.73	
		29.19	29.83	30.01	30.36	30.29	31.12	31.17
15	5	5	BRENNAN Francis	CAN	◆ 2007	0.69	3:59.14	9.33 B
	50m 27.51	100m 57.26	150m 1:27.45	200m 1:58.07	250m 2:28.53	300m 2:59.04	350m 3:29.43	
		29.75	30.19	30.62	30.46	30.51	30.39	29.71
16	3	8	BELBOT Spencer	NBAC	◆ 2009	0.73	3:59.16	9.35 B
	50m 27.31	100m 57.23	150m 1:27.70	200m 1:58.13	250m 2:28.57	300m 2:59.12	350m 3:29.44	
		29.92	30.47	30.43	30.44	30.55	30.32	29.72
17	8	9	VALLMITJANA Juan	ESP	◆ 2009	0.77	3:59.22	9.41 C
	50m 27.71	100m 58.09	150m 1:28.29	200m 1:59.16	250m 2:29.60	300m 3:00.51	350m 3:29.84	
		30.38	30.20	30.87	30.44	30.91	29.33	29.38

Official Timekeeping by Omega





2025 TYR Pro Swim Series

Fort Lauderdale, FL

April 30 - May 3



Event 12

1 MAY 2025 - 11:58 AM

Men's 400m Freestyle

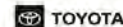
Heats

Results Summary

Event Number 12

Rank	Heat	Lane	Name	Club Code	Year of Birth	R.T.	Time	Time Behind
18	2	3	BUCK Connor	PRIN	2003	0.71	3:59.64	9.83 C
	50m 27.99	100m 58.10	150m 1:28.57	200m 1:59.21	250m 2:29.42	300m 2:59.75	350m 3:30.10	
		30.11	30.47	30.64	30.21	30.33	30.35	29.54
19	7	2	PINS Jacob	UN-AZ	2006	0.69	3:59.73	9.92 C
	50m 27.08	100m 56.50	150m 1:26.97	200m 1:57.65	250m 2:28.96	300m 3:00.48	350m 3:31.07	
		29.42	30.47	30.68	31.31	31.52	30.59	28.66
20	7	1	BROWN Joshua	SAND	2003	0.68	3:59.84	10.03 C
	50m 27.02	100m 56.69	150m 1:26.73	200m 1:57.39	250m 2:28.33	300m 2:59.61	350m 3:30.04	
		29.67	30.04	30.66	30.94	31.28	30.43	29.80
21	2	4	GARCIA Nico	VT	2002	0.60	4:00.19	10.38 C
	50m 27.30	100m 56.91	150m 1:27.40	200m 1:58.49	250m 2:29.41	300m 3:00.25	350m 3:30.62	
		29.61	30.49	31.09	30.92	30.84	30.37	29.57
22	2	5	POLIACIK Jakub	VT	2004	0.65	4:00.35	10.54 C
	50m 27.24	100m 56.84	150m 1:27.26	200m 1:58.06	250m 2:28.93	300m 2:59.89	350m 3:31.17	
		29.60	30.42	30.80	30.87	30.96	31.28	29.18
23	7	6	ENOCH Gregg	UOFL	2006	0.65	4:01.23	11.42 C
	50m 27.00	100m 56.47	150m 1:27.02	200m 1:57.77	250m 2:28.85	300m 3:00.43	350m 3:31.47	
		29.47	30.55	30.75	31.08	31.58	31.04	29.76
24	4	2	HEHENBERGER Cobe	SPA-FL	◆2009	0.72	4:01.52	11.71 C
	50m 27.28	100m 56.48	150m 1:26.71	200m 1:57.41	250m 2:28.59	300m 2:59.75	350m 3:31.25	
		29.20	30.23	30.70	31.18	31.16	31.50	30.27
25	7	8	SANTOS Gian	NOVACA	2006	0.63	4:01.59	11.78 R
	50m 27.24	100m 56.86	150m 1:26.94	200m 1:57.85	250m 2:28.34	300m 2:59.76	350m 3:30.61	
		29.62	30.08	30.91	30.49	31.42	30.85	30.98
26	3	7	SHOEMAKER Henry	SRQ	2006	0.70	4:01.78	11.97 R
	50m 28.33	100m 58.56	150m 1:29.34	200m 1:59.72	250m 2:30.13	300m 3:00.80	350m 3:31.69	
		30.23	30.78	30.38	30.41	30.67	30.89	30.09
27	6	9	DOMINGUEZ CALONGE Luis	ESP	2003	0.67	4:02.02	12.21
	50m 27.52	100m 57.33	150m 1:27.54	200m 1:57.90	250m 2:28.97	300m 3:00.36	350m 3:31.98	
		29.81	30.21	30.36	31.07	31.39	31.62	30.04
28	1	3	SENEKAL Denzo	BD	◆2010	0.66	4:02.03	12.22
	50m 28.31	100m 58.24	150m 1:28.80	200m 1:59.57	250m 2:30.76	300m 3:01.96	350m 3:32.73	
		29.93	30.56	30.77	31.19	31.20	30.77	29.30
29	8	7	MULGREW Will	SAC	◆2007	0.75	4:02.30	12.49
	50m 27.44	100m 57.90	150m 1:28.86	200m 1:59.69	250m 2:31.08	300m 3:01.93	350m 3:32.68	
		30.46	30.96	30.83	31.39	30.85	30.75	29.62
30	5	2	ANSELM Rylan	PSU	2005	0.68	4:02.70	12.89
	50m 27.34	100m 57.52	150m 1:28.47	200m 1:59.66	250m 2:31.09	300m 3:02.21	350m 3:33.58	
		30.18	30.95	31.19	31.43	31.12	31.37	29.12
31	5	7	FURLOW Tristan	SAC	◆2007	0.62	4:02.80	12.99
	50m 27.50	100m 57.42	150m 1:28.39	200m 1:59.28	250m 2:30.70	300m 3:01.89	350m 3:33.28	
		29.92	30.97	30.89	31.42	31.19	31.39	29.52
32	3	2	TORTOLA Gabriel	PST	◆2007	0.71	4:02.85	13.04
	50m 27.97	100m 57.76	150m 1:28.48	200m 1:59.71	250m 2:30.70	300m 3:01.53	350m 3:32.34	
		29.79	30.72	31.23	30.99	30.83	30.81	30.51
33	5	3	KING Ryan	UN-AZ	2003	0.69	4:03.08	13.27
	50m 27.71	100m 57.35	150m 1:27.81	200m 1:58.55	250m 2:30.08	300m 3:01.66	350m 3:33.74	
		29.64	30.46	30.74	31.53	31.58	32.08	29.34
34	4	1	VEGA Alberto	CRC	2005	0.68	4:03.29	13.48
	50m 27.80	100m 58.04	150m 1:29.20	200m 2:00.56	250m 2:32.12	300m 3:03.42	350m 3:34.70	
		30.24	31.16	31.36	31.56	31.30	31.28	28.59
35	7	9	ALZATE Santi	MAC-NC	◆2008	0.72	4:03.45	13.64
	50m 27.83	100m 57.87	150m 1:28.41	200m 1:59.26	250m 2:30.29	300m 3:01.71	350m 3:32.83	
		30.04	30.54	30.85	31.03	31.42	31.12	30.62
36	1	4	SIMS Doug	NCAP	◆2008	0.75	4:03.56	13.75
	50m 27.84	100m 57.85	150m 1:28.56	200m 1:59.61	250m 2:30.90	300m 3:02.21	350m 3:33.72	
		30.01	30.71	31.05	31.29	31.31	31.51	29.84

Official Timekeeping by Omega





2025 TYR Pro Swim Series

Fort Lauderdale, FL

April 30 - May 3



Event 12

1 MAY 2025 - 11:58 AM

Men's 400m Freestyle

Heats

Results Summary

Event Number 12

Rank	Heat	Lane	Name	Club Code	Year of Birth	R.T.	Time	Time Behind
37	2	2	DEBRUIN Jackson	SYS	◆ 2008	0.67	4:03.87	14.06
	50m 28.02	100m 58.35	150m 1:28.97	200m 1:59.63	250m 2:30.30	300m 3:01.01	350m 3:32.77	
		30.33	30.62	30.66	30.67	30.71	31.76	31.10
38	4	0	CHEREPANOV Lev	AZFL	2001	0.67	4:03.92	14.11
	50m 28.49	100m 58.95	150m 1:30.37	200m 2:00.99	250m 2:32.42	300m 3:03.40	350m 3:34.35	
		30.46	31.42	30.62	31.43	30.98	30.95	29.57
39	5	0	BRUNO Andre	AZFL	2005	0.65	4:03.96	14.15
	50m 28.91	100m 59.54	150m 1:30.50	200m 2:01.66	250m 2:33.07	300m 3:04.43	350m 3:34.91	
		30.63	30.96	31.16	31.41	31.36	30.48	29.05
40	3	5	MATYAS Maddox	SPA-FL	◆ 2007	0.65	4:04.02	14.21
	50m 27.94	100m 58.44	150m 1:29.60	200m 2:00.98	250m 2:32.57	300m 3:03.70	350m 3:34.98	
		30.50	31.16	31.38	31.59	31.13	31.28	29.04
41	4	3	MIALKOVSKIY Denys	BHA	◆ 2007	0.64	4:04.25	14.44
	50m 26.74	100m 56.40	150m 1:26.84	200m 1:57.73	250m 2:29.17	300m 3:00.62	350m 3:32.74	
		29.66	30.44	30.89	31.44	31.45	32.12	31.51
42	5	8	STANTON Baylor	GA	◆ 2007	0.68	4:04.48	14.67
	50m 27.48	100m 57.59	150m 1:28.69	200m 1:59.66	250m 2:31.00	300m 3:02.52	350m 3:33.69	
		30.11	31.10	30.97	31.34	31.52	31.17	30.79
43	4	5	MARCUS Max	PRIN	◆ 2007	0.67	4:04.92	15.11
	50m 27.58	100m 57.70	150m 1:29.15	200m 2:00.75	250m 2:32.64	300m 3:03.98	350m 3:35.47	
		30.12	31.45	31.60	31.89	31.34	31.49	29.45
44	3	4	KNOFF Chase	CLPR	◆ 2007	0.71	4:05.33	15.52
	50m 27.84	100m 58.80	150m 1:30.19	200m 2:01.59	250m 2:32.44	300m 3:03.41	350m 3:34.92	
		30.96	31.39	31.40	30.85	30.97	31.51	30.41
45	6	1	KWAN Nicholas	BSS	◆ 2008	0.63	4:05.51	15.70
	50m 27.12	100m 57.24	150m 1:27.69	200m 1:58.55	250m 2:29.69	300m 3:01.83	350m 3:33.98	
		30.12	30.45	30.86	31.14	32.14	32.15	31.53
46	3	1	MADHAVAN Vedaant	VT	2005	0.67	4:05.62	15.81
	50m 26.32	100m 56.18	150m 1:27.35	200m 1:59.01	250m 2:31.59	300m 3:04.03	350m 3:36.38	
		29.86	31.17	31.66	32.58	32.44	32.35	29.24
47	3	0	MAGYAR Clay	BSS	◆ 2008	0.83	4:05.68	15.87
	50m 28.40	100m 58.40	150m 1:29.61	200m 2:01.00	250m 2:32.32	300m 3:03.80	350m 3:35.42	
		30.00	31.21	31.39	31.32	31.48	31.62	30.26
48	4	8	HONEY Sean	PSU	2005	0.70	4:05.91	16.10
	50m 27.72	100m 58.87	150m 1:30.56	200m 2:02.56	250m 2:34.58	300m 3:06.28	350m 3:36.34	
		31.15	31.69	32.00	32.02	31.70	30.06	29.57
49	8	1	PELAEZ Leo	UN-IN	2004	0.70	4:06.07	16.26
	50m 27.08	100m 56.16	150m 1:26.28	200m 1:57.06	250m 2:28.70	300m 3:00.84	350m 3:33.82	
		29.08	30.12	30.78	31.64	32.14	32.98	32.25
50	3	3	EGELAND Landon	BEND	2006	0.77	4:06.20	16.39
	50m 28.12	100m 59.03	150m 1:30.41	200m 2:01.85	250m 2:33.49	300m 3:05.24	350m 3:36.66	
		30.91	31.38	31.44	31.64	31.75	31.42	29.54
51	4	4	CHRISTENSEN Andrew	PSU	2004	0.70	4:06.40	16.59
	50m 27.75	100m 57.92	150m 1:28.98	200m 2:00.46	250m 2:31.82	300m 3:03.80	350m 3:35.90	
		30.17	31.06	31.48	31.36	31.98	32.10	30.50
52	1	5	SHAW Kuba	TNAQ	◆ 2007	0.74	4:06.49	16.68
	50m 28.04	100m 58.14	150m 1:29.41	200m 2:00.87	250m 2:32.41	300m 3:03.83	350m 3:35.47	
		30.10	31.27	31.46	31.54	31.42	31.64	31.02
53	1	6	SHOESMITH William	BSS	◆ 2009	0.64	4:06.62	16.81
	50m 28.35	100m 58.83	150m 1:29.87	200m 2:01.09	250m 2:32.88	300m 3:04.63	350m 3:36.54	
		30.48	31.04	31.22	31.79	31.75	31.91	30.08
54	7	0	SOHOVICH Xavier	BSS	◆ 2007	0.60	4:07.06	17.25
	50m 27.29	100m 57.10	150m 1:28.06	200m 1:59.14	250m 2:31.05	300m 3:03.06	350m 3:34.94	
		29.81	30.96	31.08	31.91	32.01	31.88	32.12
55	2	9	HARTZLER Jackson	CFSC	◆ 2009	0.74	4:07.23	17.42
	50m 27.42	100m 58.07	150m 1:30.07	200m 2:01.86	250m 2:34.03	300m 3:05.45	350m 3:37.33	
		30.65	32.00	31.79	32.17	31.42	31.88	29.90

Official Timekeeping by Omega





2025 TYR Pro Swim Series

Fort Lauderdale, FL

April 30 - May 3



Event 12

1 MAY 2025 - 11:58 AM

Men's 400m Freestyle

Heats

Results Summary

Event Number 12

Rank	Heat	Lane	Name	Club Code	Year of Birth	R.T.	Time	Time Behind
56	2	0	SHAO Oliver	BAD	◆ 2007	0.67	4:07.24	17.43
	50m	28.60	100m 59.11	150m 1:30.49	200m 2:01.84	250m 2:33.61	300m 3:05.05	350m 3:36.84
			30.51	31.38	31.35	31.77	31.44	31.79
								30.40
57	3	6	NOLLA Jose	CCC	2006	0.66	4:07.38	17.57
	50m	28.31	100m 58.86	150m 1:30.31	200m 2:01.57	250m 2:33.40	300m 3:05.41	350m 3:37.11
			30.55	31.45	31.26	31.83	32.01	31.70
								30.27
58	4	6	PLATTS-MILLS Ian	NCAC	◆ 2007	0.70	4:07.70	17.89
	50m	28.43	100m 59.05	150m 1:30.58	200m 2:02.03	250m 2:33.90	300m 3:05.55	350m 3:37.17
			30.62	31.53	31.45	31.87	31.65	31.62
								30.53
59	4	7	HANES Kohl	NAAC	◆ 2008	0.71	4:08.24	18.43
	50m	28.11	100m 59.02	150m 1:30.56	200m 2:02.26	250m 2:34.20	300m 3:05.79	350m 3:37.39
			30.91	31.54	31.70	31.94	31.59	31.60
								30.85
60	5	1	AGOSTINELLI-STULL Elijah	VIC	2002	0.69	4:08.34	18.53
	50m	28.66	100m 59.07	150m 1:30.04	200m 2:01.49	250m 2:33.14	300m 3:04.93	350m 3:36.81
			30.41	30.97	31.45	31.65	31.79	31.88
								31.53
61	5	4	BRIGMAN Dillon	BSS	◆ 2008	0.61	4:08.67	18.86
	50m	27.59	100m 57.53	150m 1:28.39	200m 1:59.73	250m 2:31.72	300m 3:04.07	350m 3:36.96
			29.94	30.86	31.34	31.99	32.35	32.89
								31.71
62	5	9	BRANCH Sabian	FASTFL	2006	0.68	4:08.77	18.96
	50m	27.83	100m 58.47	150m 1:29.90	200m 2:02.20	250m 2:34.22	300m 3:06.61	350m 3:38.45
			30.64	31.43	32.30	32.02	32.39	31.84
								30.32
63	2	1	STANTON Collier	GA	◆ 2009	0.59	4:08.91	19.10
	50m	27.91	100m 58.24	150m 1:29.54	200m 2:01.30	250m 2:33.60	300m 3:05.97	350m 3:38.04
			30.33	31.30	31.76	32.30	32.37	32.07
								30.87
64	6	0	MILLAN de MIGUEL Oliver	ESP	2006	0.66	4:09.14	19.33
	50m	27.18	100m 56.57	150m 1:27.70	200m 1:59.17	250m 2:31.63	300m 3:04.05	350m 3:37.81
			29.39	31.13	31.47	32.46	32.42	33.76
								31.33
65	6	5	MUDADU Noah	SAND	◆ 2007	0.68	4:09.49	19.68
	50m	27.06	100m 56.55	150m 1:27.25	200m 1:58.46	250m 2:30.11	300m 3:03.16	350m 3:37.02
			29.49	30.70	31.21	31.65	33.05	33.86
								32.47
66	2	8	BLAKE Teddy	PSU	2005	0.63	4:09.91	20.10
	50m	27.93	100m 58.13	150m 1:29.62	200m 2:01.53	250m 2:33.90	300m 3:06.03	350m 3:38.44
			30.20	31.49	31.91	32.37	32.13	32.41
								31.47
67	6	8	ROWE Oliver	NTRO	2006	0.68	4:10.67	20.86
	50m	27.96	100m 58.87	150m 1:29.63	200m 2:01.39	250m 2:33.52	300m 3:06.16	350m 3:39.20
			30.91	30.76	31.76	32.13	32.64	33.04
								31.47
68	2	6	DOVELLOS George	BSS	◆ 2008	0.69	4:13.35	23.54
	50m	28.02	100m 58.50	150m 1:30.00	200m 2:01.71	250m 2:34.19	300m 3:07.21	350m 3:40.52
			30.48	31.50	31.71	32.48	33.02	33.31
								32.83
	2	7	HAKES Hayden	IFLY	2006		DNS	
	4	9	KOKIDKO Nicolas	MACM	◆ 2009		DNS	
	5	6	CLANCY Jack	PSU	2005		DNS	
	6	2	COREY Luke	FLOR	2005		DNS	
	6	7	LYUBAVSKIY Misha	TXLA	2001		DNS	
	8	0	TAYLOR Andrew	FLOR	2004		DNS	

Legend:							
◆	Junior swimmer	A	Qualified for final A	AR	American Record	B	Qualified for final B
C	Qualified for final C	DNS	Did Not Start	R	Reserve	R.T.	Reaction Time
US	US Open Record	WJ	World Junior Record	WR	World Record		

Official Timekeeping by Omega





2025 TYR Pro Swim Series

Fort Lauderdale, FL

April 30 - May 3



Event 13

2 MAY 2025 - 9:00 AM

Women's 200m Freestyle

Heats

Results Summary

Event Number 13

	Record	Splits	Name	NAT Code	Location	Date
WR	1:52.23	26.64 55.13 1:23.95	TITMUS Ariarne	AUS	Brisbane (AUS)	12 JUN 2024
AR	1:53.61	27.18 55.38 1:24.35	SCHMITT Allison	USA	London (GBR)	31 JUL 2012
US	1:54.13	27.13 56.08 1:25.15	McINTOSH Summer	SYS	Fort Lauderdale, FL (USA)	3 MAR 2023
WJ	1:53.65	27.03 55.82 1:24.77	McINTOSH Summer	SYS	Fukuoka (JPN)	26 JUL 2023

Rank	Heat	Lane	Name	Club Code	Year of Birth	R.T.	50m	100m	150m	Time	Time Behind
1	9	4	LEDECKY Katie	GSC-FL	1997	0.70	27.43	56.53	1:26.54	1:56.44	A
								29.10	30.01	29.90	
2	10	5	GEMMELL Erin	TXLA	2004	0.80	27.64	57.74	1:28.02	1:58.15	1.71 A
								30.10	30.28	30.13	
3	10	4	WEINSTEIN Claire	SAND	◆ 2007	0.79	28.12	57.84	1:28.27	1:58.29	1.85 A
								29.72	30.43	30.02	
4	9	5	SHACKELL Alex	CSC-IN	2006	0.67	27.79	57.68	1:27.85	1:58.62	2.18 A
								29.89	30.17	30.77	
5	8	3	IVEY Isabel	GSC-FL	2000	0.69	27.79	57.79	1:28.42	1:58.92	2.48 A
								30.00	30.63	30.50	
6	10	6	HAYES Leah	UN-VA	2005	0.76	28.50	58.96	1:29.07	1:59.11	2.67 A
								30.46	30.11	30.04	
7	8	5	MANUEL Simone	TXLA	1996	0.73	28.83	58.96	1:29.30	1:59.25	2.81 A
								30.13	30.34	29.95	
8	8	6	ERISMAN Rylee	LAKR	◆ 2009	0.66	27.86	58.24	1:29.01	1:59.31	2.87 A
								30.38	30.77	30.30	
9	8	2	HUSKE Victoria	AAC	2002	0.61	26.86	57.62	1:29.22	1:59.53	3.09 B
								30.76	31.60	30.31	
=10	9	3	MINTENKO Madi	PPA	◆ 2007	0.74	27.66	57.51	1:28.45	1:59.55	3.11 B
								29.85	30.94	31.10	
=10	10	3	MROZINSKI Julia	TENN	2000	0.68	28.01	58.03	1:28.79	1:59.55	3.11 B
								30.02	30.76	30.76	
12	9	6	GORMSEN Cavan	UN-VA	2005	0.69	28.12	58.49	1:29.14	1:59.90	3.46 B
								30.37	30.65	30.76	
13	8	4	SIMS Bella	SAND	2005	0.59	27.86	57.98	1:29.19	2:00.49	4.05 B
								30.12	31.21	31.30	
14	10	7	KRYGER Madison	CAN	◆ 2008	0.76	27.90	57.73	1:28.45	2:00.51	4.07 B
								29.83	30.72	32.06	
15	10	8	TIGERT Leah	TSC	◆ 2008	0.76	28.36	58.87	1:29.75	2:01.31	4.87 B
								30.51	30.88	31.56	
16	5	8	BRICKER Caroline	ALTO	2005	0.68	28.91	1:00.00	1:30.71	2:01.58	5.14 B
								31.09	30.71	30.87	
17	9	8	COSGROVE Ella	FASTAZ	◆ 2007	0.77	28.25	59.37	1:30.40	2:01.77	5.33 C
								31.12	31.03	31.37	
18	8	9	HANSEN Karrington	SPA-FL	◆ 2008	0.68	27.86	58.44	1:30.43	2:02.24	5.80 C
								30.58	31.99	31.81	
19	9	9	HANSEN Brinkleigh	SPA-FL	◆ 2009	0.80	28.76	59.72	1:31.43	2:02.43	5.99 C
								30.96	31.71	31.00	
20	8	1	MATTES Michaela	FLOR	2005	0.74	28.63	59.41	1:31.07	2:02.67	6.23 C
								30.78	31.66	31.60	
21	3	3	CURZAN Claire	TAC	2004	0.69	27.74	58.68	1:30.89	2:02.68	6.24 C
								30.94	32.21	31.79	
22	8	7	HURST Kate	TXLA	2005	0.70	28.89	59.77	1:31.40	2:02.74	6.30 C
								30.88	31.63	31.34	
23	7	6	EBLI Julia	TSC	◆ 2007	0.69	28.67	1:00.09	1:31.31	2:02.77	6.33 C
								31.42	31.22	31.46	
24	8	0	MALUKA Ieva	ABSC	2003	0.69	29.16	59.81	1:31.69	2:02.82	6.38 C
								30.65	31.88	31.13	

Official Timekeeping by Omega





2025 TYR Pro Swim Series

Fort Lauderdale, FL

April 30 - May 3



Event 13

2 MAY 2025 - 9:00 AM

Women's 200m Freestyle

Heats

Results Summary

Event Number 13

Rank	Heat	Lane	Name	Club Code	Year of Birth	R.T.	50m	100m	150m	Time	Time Behind
25	7	4	KRUGER Lainy	FLOR	2005	0.70	29.66	1:00.70 31.04	1:31.89 31.19	2:02.91 31.02	6.47 R
26	10	1	PELAEZ Erika	EA	2006	0.65	29.03	1:00.59 31.56	1:32.61 32.02	2:03.07 30.46	6.63 R
=27	7	5	BEZANSON Maya	TSC	◆ 2007	0.72	29.36	1:00.53 31.17	1:31.89 31.36	2:03.46 31.57	7.02
=27	10	9	EICHBRECHT Elizabeth	NOVAMI	◆ 2008	0.87	29.49	59.79 30.30	1:31.49 31.70	2:03.46 31.97	7.02
29	9	7	LOONEY Lindsay	TXLA	2001	0.68	29.02	1:00.28 31.26	1:31.91 31.63	2:03.47 31.56	7.03
=30	6	0	LAVIGUEUR Brynn	SYS	◆ 2007	0.78	28.15	58.89 30.74	1:31.18 32.29	2:03.61 32.43	7.17
=30	10	2	COX Jillian	TXLA	2005	0.71	29.28	1:00.61 31.33	1:32.49 31.88	2:03.61 31.12	7.17
32	5	4	HAGER Averie	SASA	◆ 2007	0.67	28.83	1:00.31 31.48	1:32.27 31.96	2:03.73 31.46	7.29
33	5	6	TRAVIS Brooke	TAC	2000	0.73	29.52	1:01.32 31.80	1:33.14 31.82	2:03.79 30.65	7.35
34	4	8	VELTE Lucy	EKC	◆ 2009	0.65	29.30	1:00.98 31.68	1:32.62 31.64	2:03.83 31.21	7.39
35	4	9	BUCKLEY Sadie	NCAP	◆ 2009	0.69	29.23	1:01.07 31.84	1:32.71 31.64	2:04.12 31.41	7.68
36	6	2	CONWAY Shannon	NBAC	◆ 2008	0.74	28.67	59.96 31.29	1:32.40 32.44	2:04.15 31.75	7.71
37	3	2	WALTERS Jenna	PRIN	2006	0.70	29.25	1:00.33 31.08	1:31.56 31.23	2:04.25 32.69	7.81
38	6	8	DERIVAUX Audrey	JW	◆ 2009	0.77	28.49	59.99 31.50	1:31.95 31.96	2:04.26 32.31	7.82
39	4	5	STAFFORD Leila	FASTAZ	◆ 2008	0.75	29.52	1:01.13 31.61	1:33.06 31.93	2:04.30 31.24	7.86
40	7	1	MASON Amelia	FAC	◆ 2007	0.60	28.84	1:00.89 32.05	1:33.43 32.54	2:04.38 30.95	7.94
41	2	8	RIVA Izzy	SPA-FL	◆ 2009	0.77	29.42	1:01.42 32.00	1:33.00 31.58	2:04.53 31.53	8.09
42	6	1	SHAW Adair	HOOS	2006	0.73	29.09	1:00.04 30.95	1:32.27 32.23	2:04.65 32.38	8.21
43	9	0	PARKER Maxine	UN-VA	2002	0.71	28.66	59.63 30.97	1:31.63 32.00	2:04.67 33.04	8.23
44	6	3	HAGER Jaylee	SASA	◆ 2007	0.64	28.64	59.63 30.99	1:31.96 32.33	2:04.71 32.75	8.27
45	3	4	GOREY Faith	CSC-IN	◆ 2009	0.70	29.41	1:00.94 31.53	1:32.90 31.96	2:04.72 31.82	8.28
46	7	0	WERTHEIM Arianna	BD	◆ 2007	0.75	28.97	1:00.46 31.49	1:32.81 32.35	2:04.77 31.96	8.33
47	2	5	COLLINS Daisy	NCAC	◆ 2008	0.82	29.90	1:01.79 31.89	1:33.92 32.13	2:05.02 31.10	8.58
48	4	0	LUEDKE Avery	ACAD	◆ 2007	0.70	29.88	1:01.84 31.96	1:33.77 31.93	2:05.06 31.29	8.62
49	7	7	LIU Reina	TAC	◆ 2010	0.63	28.88	1:00.50 31.62	1:32.59 32.09	2:05.13 32.54	8.69
50	7	3	NEACE Clarke	MAC-NC	◆ 2007	0.78	29.51	1:00.73 31.22	1:33.18 32.45	2:05.27 32.09	8.83
51	5	2	REYNA Alexa	UN-AZ	2005	0.73	29.22	1:00.69 31.47	1:33.10 32.41	2:05.32 32.22	8.88

Official Timekeeping by Omega





2025 TYR Pro Swim Series

Fort Lauderdale, FL

April 30 - May 3



Event 13

2 MAY 2025 - 9:00 AM

Women's 200m Freestyle

Heats

Results Summary

Event Number 13

Rank	Heat	Lane	Name	Club Code	Year of Birth	R.T.	50m	100m	150m	Time	Time Behind
52	8	8	DIACONESCU Rebecca	SAND	2006	0.75	28.37	59.79	1:32.95	2:05.51	9.07
								31.42	33.16	32.56	
53	9	2	STROJNOWSKA Julia	AU	2006	0.72	29.02	1:00.19	1:32.63	2:05.54	9.10
								31.17	32.44	32.91	
54	4	2	XU Annie	MAC-IT	2012	0.62	29.41	1:01.38	1:33.83	2:05.61	9.17
								31.97	32.45	31.78	
55	7	2	KLEIN Chiara	VT	2004	0.77	29.59	1:00.76	1:33.05	2:05.63	9.19
								31.17	32.29	32.58	
56	5	5	BARR Kayla	CSC-IN	◆ 2007	0.68	29.88	1:01.51	1:33.79	2:05.75	9.31
								31.63	32.28	31.96	
57	6	6	MEISNER Catherine	PSU	2003	0.71	29.03	1:01.03	1:33.40	2:05.76	9.32
								32.00	32.37	32.36	
58	6	5	ANDRUSS Lily	LAC	◆ 2009	0.75	29.04	1:00.71	1:33.49	2:06.01	9.57
								31.67	32.78	32.52	
59	5	7	KELLY Allison	BSS	◆ 2009	0.70	29.13	1:00.87	1:33.40	2:06.04	9.60
								31.74	32.53	32.64	
60	3	5	OLASEWERE Annam	CPAC	◆ 2007	0.64	28.81	1:00.91	1:33.49	2:06.05	9.61
								32.10	32.58	32.56	
61	3	7	VERNON Ally	QSTS	◆ 2007	0.76	29.38	1:01.56	1:34.06	2:06.37	9.93
								32.18	32.50	32.31	
62	5	1	VLCEK Hailey	ACAD	2006	0.64	29.63	1:01.34	1:33.64	2:06.41	9.97
								31.71	32.30	32.77	
63	10	0	McDONALD Haley	LAK	◆ 2007	0.69	29.05	1:00.85	1:33.36	2:06.65	10.21
								31.80	32.51	32.29	
64	3	6	SMITHWICK Heidi	PRIN	2003	0.71	29.20	1:01.50	1:34.41	2:06.71	10.27
								32.30	32.91	32.30	
65	5	0	BACHER Taylor	RAYS	2006	0.75	29.75	1:01.84	1:34.75	2:06.83	10.39
								32.09	32.91	32.08	
66	2	2	HARTEL Lauren	BHA	2004	0.74	30.19	1:02.47	1:35.28	2:06.91	10.47
								32.28	32.81	31.63	
67	7	8	HERRERA Emma	FASTFG	2006	0.69	28.74	1:00.53	1:33.45	2:06.94	10.50
								31.79	32.92	33.49	
68	6	4	GRAZZIANI Ava	LAK	◆ 2008	0.70	29.29	1:01.03	1:34.30	2:07.12	10.68
								31.74	33.27	32.82	
69	5	9	MEJIA ARCE Lucero	BSS	◆ 2007	0.70	29.64	1:01.99	1:34.89	2:07.37	10.93
								32.35	32.90	32.48	
70	4	3	ECKERMAN Maeve	SYS	2006	0.72	29.32	1:01.49	1:34.85	2:07.81	11.37
								32.17	33.36	32.96	
71	3	0	CALLIS Emerson	QSTS	◆ 2008	0.70	29.73	1:01.91	1:34.85	2:07.85	11.41
								32.18	32.94	33.00	
72	2	3	BEU Izzy	ACAD	◆ 2007	0.76	30.05	1:02.70	1:35.68	2:08.08	11.64
								32.65	32.98	32.40	
73	3	1	MOORE Morgan	PSU	2004	0.78	29.16	1:00.68	1:34.29	2:08.11	11.67
								31.52	33.61	33.82	
74	3	9	HE Carolin	TAC	◆ 2009	0.71	29.98	1:02.90	1:35.65	2:08.15	11.71
								32.92	32.75	32.50	
75	1	4	RABESS Kyra	CLPR	2004	0.70	30.36	1:02.58	1:35.91	2:08.29	11.85
								32.22	33.33	32.38	
76	4	7	BARTEE Zetta Grace	MSA	◆ 2007	0.66	30.19	1:02.76	1:35.42	2:08.30	11.86
								32.57	32.66	32.88	
77	2	7	LOPEZ-CASULA Penelope	EA	◆ 2011	0.71	29.11	1:01.80	1:35.07	2:08.32	11.88
								32.69	33.27	33.25	
78	2	6	ARCHIBALD Lily	RAC	◆ 2007	0.72	29.80	1:02.18	1:35.28	2:08.39	11.95
								32.38	33.10	33.11	

Official Timekeeping by Omega





2025 TYR Pro Swim Series

Fort Lauderdale, FL

April 30 - May 3



Event 13

2 MAY 2025 - 9:00 AM

Women's 200m Freestyle

Heats

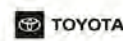
Results Summary

Event Number 13

Rank	Heat	Lane	Name	Club Code	Year of Birth	R.T.	50m	100m	150m	Time	Time Behind
79	1	5	FOUITAH Heba	ASL	◆ 2010	0.62	29.57	1:02.35 32.78	1:35.94 33.59	2:08.45 32.51	12.01
80	4	6	BALZANO Gioia	EA	◆ 2008	0.68	29.75	1:02.67 32.92	1:36.05 33.38	2:08.94 32.89	12.50
81	4	4	KELLY Bridget	RAC	2006	0.70	29.45	1:01.59 32.14	1:35.10 33.51	2:09.13 34.03	12.69
82	3	8	FARQUHAR Natalie	PRIN	2006	0.69	29.54	1:02.56 33.02	1:36.37 33.81	2:09.95 33.58	13.51
83	1	3	BRENNAN Maddy	PAA	◆ 2008	0.79	29.96	1:02.33 32.37	1:36.57 34.24	2:10.46 33.89	14.02
84	7	9	WHEELER Jane	CRIM	◆ 2008	0.78	28.94	1:01.27 32.33	1:35.68 34.41	2:10.59 34.91	14.15
	2	1	PENNINGTON Caroline	TAC	2003					DNS	
	2	4	REESE Addy	FLOR	2005					DNS	
	4	1	CLARKE Ellie	CSC-IN	◆ 2009					DNS	
	5	3	STEPANOFF Paige	TSC	◆ 2009					DNS	
	6	7	WEYANT Gracie	FLOR	2005					DNS	
	6	9	ARCELLA Sidney	LIFENJ	2006					DNS	
	9	1	WALSHE Ellen	TMP	2001					DNS	

Legend:							
=	Equal rank	◆	Junior swimmer	A	Qualified for final A	AR	American Record
B	Qualified for final B	C	Qualified for final C	DNS	Did Not Start	R	Reserve
R.T.	Reaction Time	US	US Open Record	WJ	World Junior Record	WR	World Record

Official Timekeeping by Omega





2025 TYR Pro Swim Series

Fort Lauderdale, FL

April 30 - May 3



Event 14

2 MAY 2025 - 9:29 AM

Men's 200m Freestyle

Heats

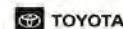
Results Summary

Event Number 14

	Record	Splits				Name	NAT Code	Location	Date
WR	1:42.00	24.23	50.12	1:16.30	BIEDERMANN Paul	GER	Rome (ITA)	28 JUL 2009	
AR	1:42.96	24.31	50.29	1:16.84	PHELPS Michael	USA	Beijing (CHN)	12 AUG 2008	
US	1:44.10	24.89	51.00	1:17.81	PHELPS Michael	USA	Omaha, NE (USA)	1 JUL 2008	
WJ	1:42.97	24.10	50.35	1:16.96	POPOVICI David	ROU	Rome (ITA)	15 AUG 2022	

Rank	Heat	Lane	Name	Club Code	Year of Birth	R.T.	50m	100m	150m	Time	Time Behind
1	8	5	KOSKI Tomas	ABSC	2004	0.63	24.52	50.98	1:18.21	1:46.43	A
								26.46	27.23	28.22	
2	10	6	NAVIKONIS Tomas	OSU	2003	0.70	25.50	53.14	1:20.26	1:47.50	1.07 A
								27.64	27.12	27.24	
3	9	3	DAHLGREN Jack	AQJT	2000	0.70	25.21	52.38	1:20.30	1:47.81	1.38 A
								27.17	27.92	27.51	
4	10	5	FOSTER Carson	RAYS	2001	0.63	25.45	52.81	1:20.40	1:47.87	1.44 A
								27.36	27.59	27.47	
5	10	4	HOBSON Luke	TXLA	2003	0.76	25.31	52.62	1:20.40	1:47.94	1.51 A
								27.31	27.78	27.54	
6	9	5	SHACKELL Aaron	CSC-IN	2004	0.70	24.73	51.64	1:19.82	1:48.01	1.58 A
								26.91	28.18	28.19	
7	9	7	SCHOTT Mitchell	PRIN	2004	0.68	24.81	52.13	1:20.22	1:48.02	1.59 A
								27.32	28.09	27.80	
8	10	3	MARCHAND Leon	TXLA	2002	0.65	25.43	52.99	1:20.84	1:48.05	1.62 A
								27.56	27.85	27.21	
9	9	2	LUKMINAS Tomas	FORD	2004	0.72	25.47	52.96	1:20.86	1:48.34	1.91 B
								27.49	27.90	27.48	
10	8	4	SMITH Kieran	RAC	2000	0.72	25.33	52.56	1:20.31	1:48.46	2.03 B
								27.23	27.75	28.15	
11	9	6	CASAS Shaine	TXLA	1999	0.65	24.35	51.93	1:20.37	1:48.62	2.19 B
								27.58	28.44	28.25	
12	9	4	GUILIANO Chris	TXLA	2003	0.63	24.63	51.96	1:20.39	1:49.04	2.61 B
								27.33	28.43	28.65	
13	8	2	ERISMAN Ryan	LAKR	2006	0.73	25.76	53.43	1:21.76	1:50.31	3.88 B
								27.67	28.33	28.55	
14	8	6	HUSSEY Patrick	NCAC	2001	0.67	25.33	53.15	1:21.62	1:50.48	4.05 B
								27.82	28.47	28.86	
15	6	4	BRENNAN Francis	CAN	♦ 2007	0.71	25.95	53.74	1:21.96	1:50.52	4.09 B
								27.79	28.22	28.56	
16	8	7	ENOCH Gregg	UOFL	2006	0.65	25.53	53.48	1:22.08	1:51.10	4.67 B
								27.95	28.60	29.02	
17	9	1	SENC-SAMARDZIC Filip	UN-AZ	2005	0.68	25.78	54.39	1:23.31	1:51.18	4.75 C
								28.61	28.92	27.87	
18	10	1	PANCEREVAS Daniil	VT	2004	0.69	25.30	52.83	1:21.81	1:51.41	4.98 C
								27.53	28.98	29.60	
19	10	7	ZHAO Jason	RAYS	2006	0.63	25.46	53.49	1:21.74	1:51.45	5.02 C
								28.03	28.25	29.71	
20	7	2	MIKELSONS Kristaps	LAT	2004	0.69	26.16	54.21	1:23.38	1:51.49	5.06 C
								28.05	29.17	28.11	
21	8	0	WHITFIELD Brendan	VT	2004	0.65	25.67	53.29	1:22.23	1:51.52	5.09 C
								27.62	28.94	29.29	
22	7	1	POLIACIK Jakub	VT	2004	0.68	25.99	54.13	1:23.07	1:51.58	5.15 C
								28.14	28.94	28.51	
23	6	5	GEORGE MATHEW Tanish	VT	2003	0.62	25.59	53.52	1:22.59	1:51.76	5.33 C
								27.93	29.07	29.17	
24	6	7	SUBAGYO Nicholas	OLY	2003	0.65	25.97	54.09	1:23.05	1:51.99	5.56 C
								28.12	28.96	28.94	

Official Timekeeping by Omega





2025 TYR Pro Swim Series

Fort Lauderdale, FL

April 30 - May 3



Event 14

2 MAY 2025 - 9:29 AM

Men's 200m Freestyle

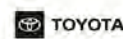
Heats

Results Summary

Event Number 14

Rank	Heat	Lane	Name	Club Code	Year of Birth	R.T.	50m	100m	150m	Time	Time Behind
25	10	0	MILLAN de MIGUEL Oliver	ESP	2006	0.65	25.74	53.24 27.50	1:22.36 29.12	1:52.00 29.64	5.57 R
26	7	9	PELAEZ Leo	UN-IN	2004	0.67	26.46	54.95 28.49	1:23.86 28.91	1:52.48 28.62	6.05 R
27	7	8	RICE Mike	MSA	◆ 2008	0.63	26.33	55.19 28.86	1:24.05 28.86	1:52.50 28.45	6.07
28	7	5	SEIDER Quin	UN-AZ	2006	0.71	26.32	55.42 29.10	1:24.06 28.64	1:52.52 28.46	6.09
29	6	3	WINTERBORN Ben	CAN	2006	0.69	26.38	54.03 27.65	1:23.00 28.97	1:52.54 29.54	6.11
30	10	8	CLONTZ Norvin	MSA	◆ 2007	0.75	26.59	55.08 28.49	1:24.14 29.06	1:52.80 28.66	6.37
31	5	2	DILGER Devin	FLOR	2005	0.74	26.43	54.96 28.53	1:24.29 29.33	1:52.92 28.63	6.49
32	5	3	PINEIRO Anthony	SFLS	◆ 2007	0.62	27.10	56.55 29.45	1:24.96 28.41	1:53.02 28.06	6.59
33	5	4	COX Rowan	TXLA	◆ 2007	0.66	26.36	55.27 28.91	1:24.68 29.41	1:53.10 28.42	6.67
34	2	9	DOLAN Jack	SUN	2000	0.75	25.04	53.23 28.19	1:22.94 29.71	1:53.14 30.20	6.71
35	6	0	KULP Charlie	LIFENJ	◆ 2007	0.65	25.99	54.38 28.39	1:24.14 29.76	1:53.22 29.08	6.79
36	9	0	RUVALCABA CRUZ Hector	AGS	1997	0.68	26.53	55.36 28.83	1:24.38 29.02	1:53.27 28.89	6.84
37	8	9	MUDADU Noah	SAND	◆ 2007	0.72	26.56	55.46 28.90	1:24.29 28.83	1:53.29 29.00	6.86
38	3	7	ANSELM Rylan	PSU	2005	0.66	26.04	54.79 28.75	1:23.89 29.10	1:53.32 29.43	6.89
39	8	3	DOMINGUEZ CALONGE Luis	ESP	2003	0.66	25.78	54.12 28.34	1:23.29 29.17	1:53.33 30.04	6.90
40	4	4	GOODMAN Alex	JW	◆ 2009	0.68	26.36	54.79 28.43	1:24.32 29.53	1:53.38 29.06	6.95
=41	4	2	COLLINS Addison	BHA	2004	0.66	26.07	54.89 28.82	1:24.59 29.70	1:53.51 28.92	7.08
=41	7	0	SANDERS Grant	FASTFL	1997	0.71	26.91	55.75 28.84	1:24.60 28.85	1:53.51 28.91	7.08
43	5	7	AYERS Alex	MAC-NC	2005	0.72	26.69	55.56 28.87	1:24.90 29.34	1:53.54 28.64	7.11
44	6	9	VALLMITJANA Juan	ESP	◆ 2009	0.72	26.93	55.55 28.62	1:24.54 28.99	1:53.66 29.12	7.23
45	3	4	KIM Tylor	PSU	2005	0.69	26.21	55.63 29.42	1:25.03 29.40	1:53.69 28.66	7.26
46	8	8	MARTINEZ NOVOA Miguel	ESP	2000	0.71	26.55	54.76 28.21	1:23.98 29.22	1:54.00 30.02	7.57
47	2	3	STOLARCZYK Sawyer	SASA	◆ 2008	0.76	26.65	55.14 28.49	1:24.43 29.29	1:54.05 29.62	7.62
48	10	9	DARDIS Paul	FLOR	2006	0.67	25.89	54.85 28.96	1:24.31 29.46	1:54.06 29.75	7.63
=49	1	3	LENOCE Parker	PRIN	2005	0.62	25.80	54.49 28.69	1:24.05 29.56	1:54.11 30.06	7.68
=49	2	7	BELBOT Spencer	NBAC	◆ 2009	0.73	26.35	54.96 28.61	1:24.18 29.22	1:54.11 29.93	7.68
51	6	8	KWAN Nicholas	BSS	◆ 2008	0.69	26.00	54.90 28.90	1:24.47 29.57	1:54.22 29.75	7.79

Official Timekeeping by Omega





2025 TYR Pro Swim Series

Fort Lauderdale, FL

April 30 - May 3



Event 14

2 MAY 2025 - 9:29 AM

Men's 200m Freestyle

Heats

Results Summary

Event Number 14

Rank	Heat	Lane	Name	Club Code	Year of Birth	R.T.	50m	100m	150m	Time	Time Behind
52	5	9	TORTOLA Gabriel	PST	2007	0.75	26.76	55.64 28.88	1:24.55 28.91	1:54.31 29.76	7.88
53	9	8	MANTEUFEL Gabriel	SAND	2007	0.73	25.79	54.08 28.29	1:23.92 29.84	1:54.36 30.44	7.93
54	3	5	FURLOW Tristan	SAC	2007	0.64	26.52	55.10 28.58	1:24.93 29.83	1:54.39 29.46	7.96
55	5	8	GAUNT Jake	UBCT	2005	0.66	26.23	55.10 28.87	1:24.79 29.69	1:54.53 29.74	8.10
56	5	1	OGILVIE Keir	VIC	2002	0.65	26.70	55.52 28.82	1:25.11 29.59	1:54.75 29.64	8.32
57	9	9	CISTERNAS Eduardo	PSU	2004	0.70	26.40	55.47 29.07	1:25.19 29.72	1:54.87 29.68	8.44
58	3	6	MADHAVAN Vedaant	VT	2005	0.65	25.97	54.43 28.46	1:23.82 29.39	1:54.92 31.10	8.49
59	8	1	SHACKELL Andrew	CSC-IN	2006	0.66	26.46	55.23 28.77	1:25.05 29.82	1:55.18 30.13	8.75
60	7	6	ROWE Oliver	NTRO	2006	0.67	26.55	55.95 29.40	1:26.31 30.36	1:55.22 28.91	8.79
61	3	1	GUO Ethan	CS	2006	0.72	26.63	55.37 28.74	1:25.38 30.01	1:55.23 29.85	8.80
62	6	6	VOROBIEV Max	MAC-IT	2007	0.79	26.98	55.88 28.90	1:25.73 29.85	1:55.30 29.57	8.87
63	2	6	GOREY Michael	CSC-IN	2006	0.65	27.51	56.70 29.19	1:26.45 29.75	1:55.39 28.94	8.96
64	3	8	SIMS Doug	NCAP	2008	0.82	26.53	55.83 29.30	1:25.93 30.10	1:55.43 29.50	9.00
65	2	1	HAKES Hayden	IFLY	2006	0.57	27.08	56.26 29.18	1:26.05 29.79	1:55.51 29.46	9.08
66	4	0	BROZEK Samuel	SRQ	2007	0.71	27.18	57.32 30.14	1:27.11 29.79	1:55.67 28.56	9.24
67	4	7	AGOSTINELLI-STULL Elijah	VIC	2002	0.72	27.00	55.87 28.87	1:25.93 30.06	1:55.69 29.76	9.26
68	5	5	MIALKOVSKYI Denys	BHA	2007	0.62	26.62	55.79 29.17	1:25.74 29.95	1:55.71 29.97	9.28
69	7	7	SOHOVICH Xavier	BSS	2007	0.65	26.51	55.87 29.36	1:25.82 29.95	1:55.77 29.95	9.34
70	4	8	NOLLA Jose	CCC	2006	0.69	27.07	56.33 29.26	1:26.38 30.05	1:56.07 29.69	9.64
71	4	3	WRIGHT Carter	BSS	2007	0.67	26.16	54.63 28.47	1:24.83 30.20	1:56.24 31.41	9.81
72	1	7	KAWAHATA Sota	HRA	2007	0.66	26.99	56.40 29.41	1:25.63 29.23	1:56.46 30.83	10.03
73	2	5	VEGA Alberto	CRC	2005	0.65	27.20	56.38 29.18	1:26.37 29.99	1:56.47 30.10	10.04
74	6	1	CAMPBELL Brady	RAYS	2008	0.69	26.65	55.38 28.73	1:25.80 30.42	1:56.56 30.76	10.13
75	7	3	PINS Jacob	UN-AZ	2006	0.71	26.45	55.92 29.47	1:26.53 30.61	1:56.99 30.46	10.56
76	4	1	ESTEVES Mathias	GRSC	2007	0.65	26.81	55.43 28.62	1:25.27 29.84	1:57.04 31.77	10.61
77	5	0	EGELAND Landon	BEND	2006	0.80	27.21	56.75 29.54	1:27.28 30.53	1:57.06 29.78	10.63
78	4	6	DOVELLOS George	BSS	2008	0.67	25.70	54.05 28.35	1:24.57 30.52	1:57.08 32.51	10.65

Official Timekeeping by Omega





2025 TYR Pro Swim Series

Fort Lauderdale, FL

April 30 - May 3



Event 14

2 MAY 2025 - 9:29 AM

Men's 200m Freestyle

Heats

Results Summary

Event Number 14

Rank	Heat	Lane	Name	Club Code	Year of Birth	R.T.	50m	100m	150m	Time	Time Behind
79	3	0	CHERPANOV Lev	AZFL	2001	0.68	27.47	56.93	1:27.73	1:57.22	10.79
								29.46	30.80	29.49	
80	3	2	DEBRUIN Jackson	SYS	◆ 2008	0.67	26.61	55.42	1:26.06	1:57.63	11.20
								28.81	30.64	31.57	
81	1	2	MALAJ Andrew	SRQ	◆ 2008	0.67	27.52	57.03	1:27.90	1:58.61	12.18
								29.51	30.87	30.71	
82	2	2	MARTIN Nick	MAC-NC	2006	0.65	26.65	55.45	1:25.69	1:58.66	12.23
								28.80	30.24	32.97	
83	2	0	DONOVAN Josh	NCAP	◆ 2007	0.62	27.20	57.42	1:28.51	1:59.29	12.86
								30.22	31.09	30.78	
84	3	9	GOSSMANN JEREZ Roberto	ASG	◆ 2007	0.78	26.81	56.85	1:28.05	1:59.46	13.03
								30.04	31.20	31.41	
85	2	4	HOWAT Josh	NCAP	◆ 2007	0.64	26.91	56.34	1:27.35	1:59.49	13.06
								29.43	31.01	32.14	
86	2	8	TASKER Amir	CC	◆ 2008	0.68	27.36	57.03	1:28.44	1:59.61	13.18
								29.67	31.41	31.17	
87	6	2	RULLIS Reds	LAT	2005	0.73	27.10	57.80	1:30.40	2:02.53	16.10
								30.70	32.60	32.13	
88	1	5	BOCHENSKI Grant	UMIZ	2003	0.64	23.97	50.66	1:34.48	2:08.09	21.66
								26.69	43.82	33.61	
	1	4	KOCH Julian	PITT	2006					DNS	
	1	6	HONEY Sean	PSU	2005					DNS	
	3	3	NORMAN Aiden	FLOR	2006					DNS	
	4	9	CHRISTENSEN Andrew	PSU	2004					DNS	
	5	6	BROWN Joshua	SAND	2003					DNS	
	7	4	BALVA Arthur	PRIN	2005					DNS	
	10	2	JULIAN Trenton	MVN	1998					DNS	
	4	5	KRAVCHENKO Andy	BSS	◆ 2007					DSQ	

Legend:							
=	Equal rank	◆	Junior swimmer	A	Qualified for final A	AR	American Record
B	Qualified for final B	C	Qualified for final C	DNS	Did Not Start	DSQ	Disqualified
R	Reserve	R.T.	Reaction Time	US	US Open Record	WJ	World Junior Record
WR	World Record						

Official Timekeeping by Omega





2025 TYR Pro Swim Series

Fort Lauderdale, FL

April 30 - May 3



Event 15

2 MAY 2025 - 9:56 AM

Women's 50m Breaststroke

Heats

Results Summary

Event Number 15

	Record	Name	NAT Code	Location	Date
WR	29.16	MEILUTYTE Ruta	LTU	Fukuoka (JPN)	30 JUL 2023
AR	29.40	KING Lilly	USA	Budapest (HUN)	30 JUL 2017
US	29.62	KING Lilly	USA	Santa Clara, CA (USA)	10 JUN 2018
WJ	29.30	PILATO Benedetta	ITA	Budapest (HUN)	22 MAY 2021

Rank	Heat	Lane	Name	Club Code	Year of Birth	R.T.	Time	Time Behind
1	7	4	KING Lilly	ISC	1997	0.67	30.70	A
2	6	4	WEBER Emma	UN-VA	2004	0.72	30.87	0.17 A
3	7	3	SMITH Skyler	NCAC	2003	0.68	30.95	0.25 A
4	6	5	WALSH Alex	NYAC	2001	0.74	30.97	0.27 A
=5	5	4	BRANTON Shona	CAN	2002	0.70	31.27	0.57 A
=5	6	6	THOMAS Lucy	ALTO	2005	0.65	31.27	0.57 A
7	7	5	ANGUS Sophie	CAN	1999	0.65	31.29	0.59 A
8	5	8	LARSEN Caroline	UN-MN	2006	0.70	31.40	0.70 A
9	5	5	ENGE Piper	TXLA	2006	0.63	31.51	0.81 B
10	6	3	ROSE Gabrielle	ALPH	1977	0.68	31.63	0.93 B
11	5	3	RUIZ Jimena	ESP	♦2007	0.65	31.65	0.95 B
12	7	6	SCOTT Elle	MAC-NC	♦2007	0.74	31.71	1.01 B
13	6	7	HARTWAY Madyson	SYS	♦2008	0.72	31.92	1.22 B
14	4	6	ZALLEN Zara	UMIZ	2004	0.68	32.18	1.48 B
15	5	2	WALLACE Eliza	MSA	♦2007	0.78	32.23	1.53 B
16	3	8	LAGREID Jonette	BNS	2004	0.69	32.38	1.68 B
17	6	1	ALLEN Eloise	UBCT	2004	0.66	32.43	1.73 C
18	6	0	EDGAR Victoria	BSS	♦2008	0.67	32.50	1.80 C
19	6	2	VASQUEZ Lucie	UN-AZ	2004	0.73	32.52	1.82 C
20	7	2	ROBILLARD Adalene	RAYS	♦2007	0.67	32.54	1.84 C
21	4	9	ZULEGER Skylar	TYDE	♦2010	0.75	32.77	2.07 C
22	7	7	NAWROCKI Elizabeth	ACAD	♦2007	0.71	32.85	2.15 C
23	5	6	SANTOS Emily	VT	2005	0.70	32.93	2.23 C
24	7	0	LANNING Gracie	BSS	2006	0.65	33.06	2.36 C
25	5	7	EROKHINA Maria	UNCB	2003	0.71	33.11	2.41 R
26	5	1	RAINEY Grace	FLOR	2004	0.72	33.12	2.42 R
27	6	8	KLAMFOTH Avery	MAC-NC	♦2007	0.72	33.23	2.53
28	4	2	di SARNO Naiyla	SOFL	♦2010	0.58	33.27	2.57
29	4	4	BITEL Addison	LAKR	♦2008	0.70	33.55	2.85
30	3	2	HINRICH Kenzie	SFST	♦2008	0.67	33.68	2.98
31	3	1	HARVEY Emma	BER	2001	0.72	33.79	3.09
32	4	3	REESE Aidyn	LAKR	♦2008	0.68	33.84	3.14
33	7	1	ATEN Danica	SYS	♦2008	0.73	33.90	3.20
34	2	2	MOORE Abby	ACAD	♦2010	0.72	33.95	3.25
35	7	9	YACOVIELLO Molly	YY	♦2007	0.72	33.97	3.27
36	3	7	TARAZI Val	UN-SE	1999	0.72	34.01	3.31
37	2	4	CARDENAS Isabella	SYS	2006	0.59	34.13	3.43
38	7	8	WARNICK Lucy	SAND	2006	0.65	34.17	3.47
39	5	9	BROWN Eliza	PRIN	2004	0.63	34.19	3.49
=40	3	9	ZHANG Sarah	REV	♦2010	0.68	34.20	3.50
=40	4	0	TRAN Kim	LIFENJ	♦2009	0.61	34.20	3.50
=40	5	0	ALLISON Lilly Jayne	TXLA	♦2008	0.60	34.20	3.50
43	2	6	REEDER Abigail	NAAC	♦2007	0.65	34.29	3.59

Official Timekeeping by Omega





2025 TYR Pro Swim Series

Fort Lauderdale, FL

April 30 - May 3



Event 15

2 MAY 2025 - 9:56 AM

Women's 50m Breaststroke

Heats

Results Summary

Event Number 15

Rank	Heat	Lane	Name	Club Code	Year of Birth	R.T.	Time	Time Behind
44	3	3	SEEMANN Clara	EKC	♦ 2010	0.77	34.34	3.64
45	6	9	HE Carolin	TAC	♦ 2009	0.73	34.48	3.78
46	3	6	ROSENTHAL Reese	GRSC	2006	0.79	34.61	3.91
47	3	4	JOWERS Hannah-Claire	GA	2006	0.71	34.66	3.96
48	4	8	KAPS Martyna	MPNY	♦ 2007	0.66	34.72	4.02
49	3	0	WILBUR Lilla	NCAP	♦ 2008	0.76	34.75	4.05
50	1	4	VERCOLLONE Ava	NBAC	♦ 2008	0.72	34.95	4.25
51	1	2	MUSIELLO Gio	EA	2006	0.73	35.01	4.31
52	4	7	SANDERS Katherine	NBAC	♦ 2007	0.73	35.12	4.42
=53	2	0	HERON Nina	NBAC	♦ 2008	0.66	35.20	4.50
=53	4	1	DRUHAN Elle	MSA	♦ 2008	0.69	35.20	4.50
55	1	3	KOWAL Paige	ACAD	♦ 2009	0.71	35.32	4.62
56	2	7	BABER Kinley	EKC	♦ 2010	0.70	35.34	4.64
=57	2	1	TOWN Annabeth	HRA	♦ 2009	0.75	35.49	4.79
=57	2	9	BELK Emma	SPA-AR	♦ 2008	0.66	35.49	4.79
59	1	5	MICHAUD Laurence	CHI	♦ 2007	0.72	35.53	4.83
60	1	8	KING Pilar	SPAC	♦ 2008	0.75	35.68	4.98
61	3	5	JURKIEWICZ Ava	SCAR	2006	0.71	35.71	5.01
62	2	8	NGUYEN Elise	NTRO	♦ 2009	0.63	35.74	5.04
63	1	9	SHIELDS Shaelyn	MSA	♦ 2007	0.78	35.84	5.14
64	1	0	METZ Veronica	WOW	♦ 2010	0.68	36.34	5.64
65	1	1	KILTY Caroline	NCAP	♦ 2008	0.81	36.62	5.92
66	2	5	DAVIS Meagan	UN-GA	2006	0.69	36.67	5.97
	1	6	FULLER Ava	GSC-FL	2006		DNS	
	1	7	BATEMAN Hannah	PAA	♦ 2008		DNS	
	2	3	QIU Janice	TAC	♦ 2008		DNS	
	4	5	WEYANT Gracie	FLOR	2005		DNS	

Legend:

=	Equal rank	♦	Junior swimmer	A	Qualified for final A	AR	American Record
B	Qualified for final B	C	Qualified for final C	DNS	Did Not Start	R	Reserve
R.T.	Reaction Time	US	US Open Record	WJ	World Junior Record	WR	World Record

Official Timekeeping by Omega



FLUIDRA



OneAmerica Financial



TOYOTA

TYR



2025 TYR Pro Swim Series

Fort Lauderdale, FL

April 30 - May 3



Event 16

2 MAY 2025 - 10:06 AM

Men's 50m Breaststroke

Heats

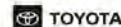
Results Summary

Event Number 16

	Record	Name	NAT Code	Location	Date
WR	25.95	PEATY Adam	GBR	Budapest (HUN)	25 JUL 2017
AR	26.45	FINK Nic	USA	Budapest (HUN)	21 JUN 2022
US	26.52	ANDREW Michael	USA	Greensboro, NC (USA)	28 APR 2022
WJ	26.97	MARTINENGIH Nicolò	ITA	Riccione (ITA)	4 APR 2017

Rank	Heat	Lane	Name	Club Code	Year of Birth	R.T.	Time	Time Behind
1	8	5	ANDREW Michael	SUN	1999	0.67	27.02	A
2	8	4	SCHREUDERS Mikel	SUN	1998	0.65	27.38	0.36 A
3	6	6	ROMANOV Pavel	ALPH	1993	0.66	27.46	0.44 A
4	7	3	SAVICKAS Aleksas	FLOR	2003	0.68	27.52	0.50 A
5	8	3	McKEAN Campbell	BEND	2006	0.62	27.53	0.51 A
6	7	4	SOMOV Evgenii	CAL	1999	0.69	27.62	0.60 A
7	6	4	PETRASHOV Denis	UOFL	2000	0.80	27.63	0.61 A
8	7	5	de GEUS Noel	EH	2000	0.64	27.72	0.70 A
9	8	7	NAMAKONOV Matthew	BHA	2002	0.62	27.78	0.76 B
10	7	1	CAMPBELL Kito	UN-FL	2003	0.59	27.99	0.97 B
=11	7	6	DAWSON Oliver	CAN	♦2008	0.67	28.12	1.10 B
=11	8	2	LAZZERINI Mariano	PSU	2003	0.64	28.12	1.10 B
13	6	3	MURILLO Jorge	TAC	1991	0.65	28.22	1.20 B
14	6	5	EPITROPOV Lyubomir	TNAQ	1999	0.67	28.29	1.27 B
15	7	2	HESS Apollo	CAN	2002	0.68	28.47	1.45 B
16	6	0	JOHNSON Marcus	SAS	2006	0.66	28.53	1.51 B
17	3	4	STEFANIDIS Nicholas	UN-AD	2002	0.67	28.75	1.73 C
18	6	2	YORK Wilson	LAK	♦2009	0.76	28.95	1.93 C
19	3	2	GIL Victor	SAS	2005	0.66	28.97	1.95 C
20	6	1	YOUNG Lucas	BSS	♦2007	0.69	29.14	2.12 C
21	7	7	MARTIN Giulian	CANE	2006	0.65	29.16	2.14 C
22	5	3	ZAMIR Eldad	BSS	2006	0.63	29.29	2.27 C
23	5	4	D'SOUZA LARSON Rohan	AQJT	2005	0.67	29.32	2.30 C
24	4	3	COLLINS Malcolm	BHA	2006	0.65	29.37	2.35 C
25	5	5	FIGUET KOSSYREV Damien	CS	2006	0.67	29.54	2.52 R
26	6	9	DISOSWAY Ian	FASTFL	♦2008	0.69	29.55	2.53 R
27	4	2	MORAN Brandon	AZFL	2001	0.70	29.56	2.54
28	8	0	JOOS Louis	BSS	♦2007	0.58	29.57	2.55
29	7	8	ROEMER Kiefer	IFLY	♦2007	0.61	29.60	2.58
30	6	7	LILLIBRIDGE Dalton	FAA	2000	0.81	29.61	2.59
31	8	1	KONG Kiet	MAC-IT	♦2007	0.59	29.65	2.63
32	7	0	McDONALD Ryan	BAD	♦2008	0.65	29.67	2.65
33	8	6	WILLIS Jordan	MAC-NC	♦2007	0.70	29.71	2.69
34	4	6	FATTA Kaden	YY	2006	0.64	29.86	2.84
35	8	8	VEIT Eric	SOFL	1998	0.74	29.89	2.87
36	5	7	ALEMAN Liam	GSC-FL	2006	0.63	29.92	2.90
37	5	0	THOMPSON Mark-Anthony	UN-FG	2002	0.66	30.00	2.98
38	6	8	CHIAM Cohen	BSS	2006	0.61	30.03	3.01
39	3	5	HOGAN Dane	TAC	♦2007	0.66	30.09	3.07
40	3	6	WANG Adam	BSS	♦2008	0.72	30.20	3.18
41	5	6	GESSNER Jack	MAC-NC	2006	0.64	30.25	3.23
=42	4	1	WARMA Marco	UN-SI	2005	0.63	30.27	3.25
=42	4	5	JOHNSON Brady	UN-IL	2006	0.67	30.27	3.25

Official Timekeeping by Omega





2025 TYR Pro Swim Series

Fort Lauderdale, FL

April 30 - May 3



Event 16

2 MAY 2025 - 10:06 AM

Men's 50m Breaststroke

Heats

Results Summary

Event Number 16

Rank	Heat	Lane	Name	Club Code	Year of Birth	R.T.	Time	Time Behind
44	3	8	RICE Mike	MSA	◆ 2008	0.63	30.31	3.29
45	8	9	OMIELAN Glen	UBCT	2004	0.57	30.32	3.30
46	3	7	SATAEV Aidar	UN-AM	2004	0.70	30.33	3.31
=47	4	4	RUSSELL Brock	SFST	2006	0.66	30.35	3.33
=47	4	7	THOMPSON Brian	TAC	2002	0.72	30.35	3.33
49	5	1	CLONTZ Norvin	MSA	◆ 2007	0.75	30.37	3.35
50	3	3	HALL Landon	TNAQ	◆ 2009	0.64	30.38	3.36
51	4	0	GOREY Michael	CSC-IN	2006	0.67	30.49	3.47
52	4	8	HARTZLER Jackson	CFSC	◆ 2009	0.73	30.53	3.51
53	5	9	ZARDAVETS Luke	BSS	◆ 2009	0.60	30.73	3.71
54	2	6	KUNISAKI Maxwell	NBAC	2006	0.59	30.76	3.74
55	2	3	BELBOT Spencer	NBAC	◆ 2009	0.70	30.80	3.78
56	3	0	McLANE Fin	CS	◆ 2008	0.74	30.96	3.94
57	2	8	DIFRONZO Ethan	FAC	◆ 2007	0.63	31.25	4.23
58	3	1	MOY Aiden	BAD	◆ 2007	0.70	31.39	4.37
59	2	5	PLEIMAN Andy	CLPR	2006	0.68	31.40	4.38
60	5	8	HICKS Ryder	RAYS	2006	0.72	31.47	4.45
61	3	9	SCHOENBECK Daxs	TXLA	◆ 2007	0.61	31.61	4.59
62	2	4	OGNOSKIE Maika	TXLA	◆ 2007	0.65	31.79	4.77
63	4	9	HANES Kohl	NAAC	◆ 2008	0.71	32.08	5.06
64	2	1	FRAZIER Kell	HRA	2006	0.62	32.33	5.31
65	1	3	KULP Jack	LIFENJ	◆ 2008	0.73	32.48	5.46
66	1	4	STANTON Collier	GA	◆ 2009	0.65	32.55	5.53
67	2	2	DROPIC Ty	CLPR	◆ 2007	0.74	34.27	7.25
	1	5	BLANCHARD Dre	UN-FL	2005		DNS	
	5	2	KARAHALIS Alex	PSU	2005		DNS	
	7	9	McMEEKING Reef	LAKR	◆ 2011		DNS	
	2	7	REES William	YY	◆ 2008		DSQ	

Legend:							
=	Equal rank	◆	Junior swimmer	A	Qualified for final A	AR	American Record
B	Qualified for final B	C	Qualified for final C	DNS	Did Not Start	DSQ	Disqualified
R	Reserve	R.T.	Reaction Time	US	US Open Record	WJ	World Junior Record
WR	World Record						

Official Timekeeping by Omega





2025 TYR Pro Swim Series

Fort Lauderdale, FL

April 30 - May 3



Event 17

2 MAY 2025 - 10:17 AM

Women's 50m Butterfly

Heats

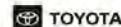
Results Summary

Event Number 17

	Record	Name	NAT Code	Location	Date
WR	24.43	SJOSTROM Sarah	SWE	Boras (SWE)	5 JUL 2014
AR	25.11	WALSH Gretchen	NYAC	Indianapolis, IN (USA)	28 JUN 2023
US	25.11	WALSH Gretchen	NYAC	Indianapolis, IN (USA)	28 JUN 2023
WJ	25.46	IKEE Rikako	JPN	Indianapolis (USA)	26 AUG 2017

Rank	Heat	Lane	Name	Club Code	Year of Birth	R.T.	Time	Time Behind
1	11	4	WALSH Gretchen	NYAC	2003	0.79	25.15	A
2	11	5	DOUGLASS Kate	NYAC	2001	0.67	25.71	0.56 A
3	9	4	SMITH Regan	TXLA	2002	0.70	26.04	0.89 A
4	11	3	CRUSH Charlotte	LAK	◆2008	0.69	26.38	1.23 A
5	10	5	NELSON Beata	WISC	1998	0.69	26.45	1.30 A
6	9	6	BOARDMAN Mena	CS	◆2008	0.67	26.56	1.41 A
7	11	2	LYON Lismar	SOFL	2000	0.63	26.58	1.43 A
8	11	9	OLEKSIK Penny	CAN	2000	0.72	26.61	1.46 A
9	10	4	HUSKE Victoria	AAC	2002	0.61	26.73	1.58 B
10	10	6	MASSE Kylie	CAN	1996	0.60	27.00	1.85 B
11	10	2	HARVEY Emma	BER	2001	0.69	27.05	1.90 B
12	11	1	ARCHIBALD Lily	RAC	◆2007	0.74	27.10	1.95 B
13	9	3	LARSEN Caroline	UN-MN	2006	0.73	27.11	1.96 B
=14	9	5	ROSENDAHL BACH Helena	DEN	2000	0.81	27.12	1.97 B
=14	10	3	MANUEL Simone	TXLA	1996	0.70	27.12	1.97 B
16	7	8	SPADONI Marina	UN-NT	1993	0.65	27.23	2.08 B
17	6	5	MARKVARDT Margaret	PSU	2000	0.65	27.26	2.11 C
18	6	4	KOMOROCZY Lora	AU	2006	0.62	27.50	2.35 C
19	7	4	ALLEN Eloise	UBCT	2004	0.63	27.60	2.45 C
=20	6	9	OLASEWERE Annam	CPAC	◆2007	0.63	27.62	2.47 C
=20	11	0	KLEIN Taylor	MSA	◆2008	0.79	27.62	2.47 C
=22	6	3	MALUKA Ieva	ABSC	2003	0.67	27.64	2.49 C
=22	11	7	IVEY Isabel	GSC-FL	2000	0.77	27.64	2.49 C
24	9	9	VELTE Lucy	EKC	◆2009	0.67	27.69	2.54 C
=25	9	2	SCOTT Elle	MAC-NC	◆2007	0.75	27.77	2.62 R?
=25	9	7	REESE Addy	FLOR	2005	0.66	27.77	2.62 R?
=25	10	9	SOTOMAYOR Alexia	SAS	2006	0.61	27.77	2.62 R?
28	8	5	VILLACIS Samantha	PAA	◆2008	0.60	27.82	2.67
29	8	8	SHEIKHALIZADEHKHANGH M.	FORD	2004	0.74	27.85	2.70
30	6	2	HAGER Averie	SASA	◆2007	0.70	27.88	2.73
=31	5	1	ARCELLA Sidney	LIFENJ	2006	0.76	28.07	2.92
=31	10	1	FORRESTER Katie	MAC-IT	2004	0.71	28.07	2.92
33	6	0	HERL Addy	HRA	◆2007	0.66	28.11	2.96
34	9	8	BARTEE Zetta Grace	MSA	◆2007	0.70	28.22	3.07
=35	4	2	BALZANO Gioia	EA	◆2008	0.68	28.24	3.09
=35	8	9	SCHINSKY Ellie	SCAR	2004	0.67	28.24	3.09
37	10	7	LEHMAN Alyce	JW	◆2008	0.72	28.25	3.10
38	7	7	MUNZ Evie	MTAC	2006	0.67	28.31	3.16
39	11	6	MINTENKO Madi	PPA	◆2007	0.76	28.33	3.18
40	8	7	LISTA Angelina	SYS	◆2008	0.66	28.39	3.24
41	8	3	BELK Emma	SPA-AR	◆2008	0.65	28.46	3.31
42	9	0	NIXON Nikki	TAC	◆2009	0.69	28.47	3.32
=43	7	5	STANLEY Ellie	TNAQ	◆2009	0.72	28.51	3.36

Official Timekeeping by Omega





2025 TYR Pro Swim Series

Fort Lauderdale, FL

April 30 - May 3



Event 17

2 MAY 2025 - 10:17 AM

Women's 50m Butterfly

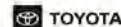
Heats

Results Summary

Event Number 17

Rank	Heat	Lane	Name	Club Code	Year of Birth	R.T.	Time	Time Behind
=43	9	1	BEU Izzy	ACAD	◆ 2007	0.76	28.51	3.36
=43	11	8	BACHER Taylor	RAYS	2006	0.73	28.51	3.36
46	6	6	NOVINSKIY Victoria	BHA	2004	0.69	28.60	3.45
=47	7	0	EBLI Julia	TSC	◆ 2007	0.68	28.61	3.46
=47	8	4	WENTZEL Annabelle	AQJT	◆ 2007	0.72	28.61	3.46
49	10	8	WILSON Charlotte	UN-VA	2006	0.80	28.63	3.48
50	7	6	BARTLE Caitlin	BD	◆ 2007	0.69	28.64	3.49
51	8	2	MASON Amelia	FAC	◆ 2007	0.61	28.69	3.54
52	3	7	BATEMAN Hannah	PAA	◆ 2008	0.71	28.71	3.56
53	6	7	CONG Brianna	CS	◆ 2007	0.59	28.81	3.66
=54	5	7	BOGDANOVA Lutnya	UN-FL	2004	0.68	28.82	3.67
=54	8	6	SOLERA Karina	CRC	2006	0.70	28.82	3.67
56	8	0	TRAN Thi	LIFENJ	◆ 2007	0.60	28.84	3.69
57	5	0	KING Pilar	SPAC	◆ 2008	0.76	28.87	3.72
58	7	3	DOIG Natalie	RATS	2006	0.71	28.88	3.73
59	5	4	JOHNSTON Sabrina	PRIN	2004	0.69	28.90	3.75
60	2	1	LOPEZ-CASULA Penelope	EA	◆ 2011	0.72	28.93	3.78
61	7	1	HAGER Jaylee	SASA	◆ 2007	0.66	28.98	3.83
62	6	8	KURIGER Cam	SCAR	2004	0.75	29.00	3.85
63	3	1	MEYER-BLOHM Chloe	CS	◆ 2008	0.68	29.05	3.90
64	2	4	KELLY Bridget	RAC	2006	0.71	29.11	3.96
65	7	9	SCHMIDT Alexis	TNAQ	◆ 2008	0.74	29.19	4.04
66	5	5	HEIZER Abigail	SPAC	2006	0.58	29.20	4.05
67	3	8	JOWERS Hannah-Claire	GA	2006	0.74	29.26	4.11
=68	4	1	SIMMONS Aubrey	CSC-IN	2006	0.65	29.28	4.13
=68	5	3	KRSTOLIC Lilliana	LAKR	◆ 2008	0.64	29.28	4.13
70	2	2	WALLACE Eliza	MSA	◆ 2007	0.81	29.29	4.14
71	7	2	WOJTOWICZ Bella	ACAD	◆ 2007	0.65	29.31	4.16
72	2	8	KOWAL Paige	ACAD	◆ 2009	0.71	29.32	4.17
73	5	9	WARD Ava	RAC	◆ 2008	0.68	29.33	4.18
=74	3	3	STAFFORD Leila	FASTAZ	◆ 2008	0.77	29.36	4.21
=74	4	6	RITTER Rachel	SFST	◆ 2009	0.71	29.36	4.21
76	2	6	NAWROCKI Elizabeth	ACAD	◆ 2007	0.69	29.51	4.36
77	5	6	SHAFER Julia	RAYS	◆ 2007	0.67	29.52	4.37
78	3	5	VLCEK Hailey	ACAD	2006	0.64	29.60	4.45
79	3	4	TOWN Annabeth	HRA	◆ 2009	0.73	29.61	4.46
80	4	7	REESE Aidyn	LAKR	◆ 2008	0.68	29.63	4.48
81	3	6	THOMAS Mia	TSC	◆ 2008	0.70	29.70	4.55
82	8	1	FRICKLETON Aneshka	TSC	◆ 2007	0.67	29.81	4.66
83	5	2	BROWN Eliza	PRIN	2004	0.69	29.85	4.70
84	4	8	MACIK Jana	NCAP	2006	0.69	29.89	4.74
85	5	8	YAUGER Reese	CLPR	◆ 2007	0.71	29.92	4.77
86	4	9	KAPS Martyna	MPNY	◆ 2007	0.69	29.94	4.79
87	4	3	BABER Kinley	EKC	◆ 2010	0.68	29.97	4.82
=88	3	0	ROSENTHAL Reese	GRSC	2006	0.78	30.01	4.86
=88	3	2	DRUHAN Elle	MSA	◆ 2008	0.72	30.01	4.86
90	4	0	METZ Veronica	WOW	◆ 2010	0.69	30.03	4.88
91	4	4	PICKERT Rebecca	EKC	◆ 2007	0.63	30.06	4.91
92	2	3	WALSH Aivleen	YY	◆ 2007	0.77	30.33	5.18
93	3	9	HERFEL Clare	CLPR	◆ 2010	0.74	30.43	5.28

Official Timekeeping by Omega





2025 TYR Pro Swim Series

Fort Lauderdale, FL

April 30 - May 3



Event 17

2 MAY 2025 - 10:17 AM

Women's 50m Butterfly

Heats

Results Summary

Event Number 17

Rank	Heat	Lane	Name	Club Code	Year of Birth	R.T.	Time	Time Behind
94	2	0	DESCENT Isabella	SPA-FL	♦ 2009	0.58	30.87	5.72
95	2	7	SOLDATKE Lydia	SFST	2006	0.71	30.99	5.84
96	1	3	MUIR Frances	AQJT	♦ 2008	0.73	31.20	6.05
97	1	4	DAVIS Meagan	UN-GA	2006	0.70	31.24	6.09
98	1	5	SMITH Wren	FASTAZ	♦ 2008	0.69	32.27	7.12
	2	5	KLEIN Farrah	TS	♦ 2008		DNS	
	4	5	SMITH Bree	MAC-NC	♦ 2008		DNS	
	6	1	WEINSTEIN Claire	SAND	♦ 2007		DNS	
	10	0	ODGERS Isabelle	NOVACA	2000		DNS	

Legend:

=	Equal rank	♦	Junior swimmer	A	Qualified for final A
AR	American Record	B	Qualified for final B	C	Qualified for final C
DNS	Did Not Start	R.T.	Reaction Time	R?	Involved in swim-off (reserve)
US	US Open Record	WJ	World Junior Record	WR	World Record

Official Timekeeping by Omega



FLUIDRA



OneAmerica Financial



TOYOTA

TYR



2025 TYR Pro Swim Series

Fort Lauderdale, FL

April 30 - May 3



Event 317

2 MAY 2025 - 11:26 AM

Women's 50m Butterfly

Heats Swim-off

Results

Event Number 17

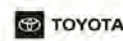
	Record	Name	NAT Code	Location	Date
WR	24.43	SJOSTROM Sarah	SWE	Boras (SWE)	5 JUL 2014
AR	25.11	WALSH Gretchen	NYAC	Indianapolis, IN (USA)	28 JUN 2023
US	25.11	WALSH Gretchen	NYAC	Indianapolis, IN (USA)	28 JUN 2023
WJ	25.46	IKEE Rikako	JPN	Indianapolis (USA)	26 AUG 2017

Rank	Lane	Name	Club Code	R.T.	Time	Time Behind
1	5	SOTOMAYOR Alexia	SAS	0.62	27.37	
2	3	SCOTT Elle	MAC-NC	0.74	27.58	0.21
3	4	REESE Addy	FLOR	0.62	27.70	0.33

Legend:

AR American Record **R.T.** Reaction Time **US** US Open Record **WJ** World Junior Record
WR World Record

Official Timekeeping by Omega





2025 TYR Pro Swim Series

Fort Lauderdale, FL

April 30 - May 3



Event 18

2 MAY 2025 - 10:31 AM

Men's 50m Butterfly

Heats

Results Summary

Event Number 18

	Record	Name	NAT Code	Location	Date
WR	22.27	GOVOROV Andrii	UKR	Rome (ITA)	1 JUL 2018
AR	22.35	DRESSEL Caeleb	GSC-FL	Gwangju (KOR)	22 JUL 2019
US	22.84	DRESSEL Caeleb	GSC-FL	Greensboro, NC (USA)	27 APR 2022
WJ	22.96	RIBEIRO Diogo Matos	POR	Lima (PER)	3 SEP 2022

Rank	Heat	Lane	Name	Club Code	Year of Birth	R.T.	Time	Time Behind
1	12	3	CARTER Dylan	ATT	1996	0.64	23.30	A
2	12	4	KHARUN Ilya	UN-AZ	2005	0.65	23.32	0.02 A
=3	11	4	CASAS Shaine	TXLA	1999	0.62	23.45	0.15 A
=3	13	5	ANDREW Michael	SUN	1999	0.66	23.45	0.15 A
5	13	4	DRESSEL Caeleb	GSC-FL	1996	0.63	23.58	0.28 A
6	12	6	MUHAMMAD Kamal	UN-CA	2003	0.63	23.83	0.53 A
7	13	0	McCARTY Quintin	WOLF	2003	0.65	24.03	0.73 A
8	10	6	GUILIANO Chris	TXLA	2003	0.62	24.05	0.75 A
9	13	3	KAMMANN Bjoern	TENN	2001	0.71	24.09	0.79 B
10	7	1	DOLAN Jack	SUN	2000	0.74	24.12	0.82 B
11	12	9	PALMER Tommy	UN-AZ	2003	0.67	24.13	0.83 B
12	11	3	HAYON Will	VT	2004	0.66	24.16	0.86 B
=13	12	5	JULIAN Trenton	MVN	1998	0.61	24.19	0.89 B
=13	13	1	del RIEGO TORRES Teo	ESP	2006	0.66	24.19	0.89 B
15	1	6	ARMSTRONG Hunter	NYAC	2001	0.69	24.20	0.90 B
16	7	0	YOUNG David	UN-AZ	2005	0.61	24.21	0.91 B
17	9	0	SCHREUDERS Mikel	SUN	1998	0.65	24.31	1.01 C
18	6	4	KOCH Julian	PITT	2006	0.68	24.39	1.09 C
19	12	2	SMITH Sebastian	PATS	2004	0.65	24.52	1.22 C
20	7	9	TAYLOR Lamar	UN-AR	2003	0.66	24.53	1.23 C
=21	11	1	HUSSEY Patrick	NCAC	2001	0.66	24.55	1.25 C
=21	11	2	BALBI Diego	SAS	2005	0.67	24.55	1.25 C
=23	13	2	McKENNA Conor	PRIN	2003	0.69	24.58	1.28 C
=23	13	6	COX Rowan	TXLA	♦ 2007	0.65	24.58	1.28 C
25	12	7	BRANON Ryan	TXLA	2004	0.65	24.61	1.31 R
26	9	3	CAMPBELL Brady	RAYS	♦ 2008	0.68	24.64	1.34 R
=27	6	5	PEREZ Emil	UN-FG	2004	0.61	24.67	1.37
=27	12	8	DILGER Devin	FLOR	2005	0.69	24.67	1.37
29	11	7	LILIENTHAL Kai	UBCT	2005	0.54	24.76	1.46
30	4	2	BARTSCH Peyton	UN-ND	2004	0.64	24.83	1.53
31	12	0	GINZER Wells	UBCT	2006	0.65	24.94	1.64
32	5	5	CAMBRON Maxime	CHI	♦ 2007	0.64	24.95	1.65
33	12	1	NOGUCHI Logan	PRIN	2005	0.60	25.06	1.76
34	1	2	PANDIN Riccardo	UN-FL	2003	0.71	25.09	1.79
35	7	8	MORLEY Cooper	PSU	2003	0.66	25.13	1.83
36	6	8	PLEWNIAK Kevin	TAC	2000	0.68	25.20	1.90
37	13	7	OGILVIE Keir	VIC	2002	0.64	25.22	1.92
38	2	6	GRANISON Julian	WOW	♦ 2008	0.64	25.24	1.94
39	10	0	RICE Mike	MSA	♦ 2008	0.60	25.26	1.96
=40	6	7	BAILEY Lucas	SAS	2006	0.65	25.29	1.99
=40	13	9	GONZALEZ ALVAREZ Arbidel	ESP	2002	0.69	25.29	1.99
42	9	2	LYNESS Henry	CGAC	♦ 2007	0.67	25.34	2.04
43	7	6	BOCHENSKI Grant	UMIZ	2003	0.66	25.38	2.08

Official Timekeeping by Omega



FLUIDRA



OneAmerica Financial





2025 TYR Pro Swim Series

Fort Lauderdale, FL

April 30 - May 3



Event 18

2 MAY 2025 - 10:31 AM

Men's 50m Butterfly

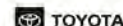
Heats

Results Summary

Event Number 18

Rank	Heat	Lane	Name	Club Code	Year of Birth	R.T.	Time	Time Behind
44	2	5	ZEMAN Walter	LAKR	◆ 2008	0.62	25.43	2.13
=45	9	7	STOLARCZYK Sawyer	SASA	◆ 2008	0.73	25.44	2.14
=45	10	4	OMIELAN Glen	UBCT	2004	0.58	25.44	2.14
47	6	3	MALHERBE Francois	UMIZ	2004	0.68	25.46	2.16
48	9	1	SHACKELL Andrew	CSC-IN	2006	0.66	25.49	2.19
49	11	9	WILCOX Boone	LAK	◆ 2008	0.67	25.50	2.20
50	9	9	McCLELLAND William	UN-NE	2004	0.66	25.60	2.30
=51	2	7	HOWAT Josh	NCAP	◆ 2007	0.62	25.62	2.32
=51	10	7	DOVELLOS George	BSS	◆ 2008	0.67	25.62	2.32
53	5	1	WAHLEN David	YOTA	2000	0.66	25.63	2.33
54	11	8	KATTAU Caleb	SAND	◆ 2007	0.71	25.65	2.35
55	7	4	GRESHAM Zackary	AZFL	2004	0.62	25.66	2.36
56	2	3	BLANCO Joel	UBCT	2004	0.65	25.68	2.38
57	13	8	AIMABLE Steven	AZFL	1999	0.67	25.69	2.39
58	3	4	KUNISAKI Maxwell	NBAC	2006	0.60	25.74	2.44
=59	8	0	MANZO GUADARRAMA Haffid	NST	1997	0.60	25.78	2.48
=59	8	2	LUSSIER Thomas	BSS	◆ 2008	0.64	25.78	2.48
61	10	2	GOODMAN Alex	JW	◆ 2009	0.67	25.80	2.50
62	8	4	MACHO Parker	IFLY	◆ 2008	0.73	25.82	2.52
63	8	7	AYERS Alex	MAC-NC	2005	0.74	25.84	2.54
64	8	5	BICE Palmer	NAAC	2006	0.60	25.87	2.57
65	5	4	ROWE Oliver	NTRO	2006	0.67	25.89	2.59
=66	3	1	DAY Rudd	CS	2006	0.63	25.95	2.65
=66	8	6	VALDERRAMA Carlos	RMDA	2006	0.63	25.95	2.65
68	7	5	STACHTIARIS Jagger	UN-NE	2006	0.65	25.98	2.68
=69	3	6	KNOPF Chase	CLPR	◆ 2007	0.72	25.99	2.69
=69	10	5	PLOOF Andrew	AQJT	◆ 2007	0.55	25.99	2.69
71	10	1	ZHAO Jason	RAYS	2006	0.60	26.01	2.71
72	10	9	TORRES Roman	YY	◆ 2008	0.63	26.04	2.74
=73	4	6	ROEMER Kiefer	IFLY	◆ 2007	0.63	26.08	2.78
=73	5	2	SERRANO-PENA Andy	GRSC	◆ 2007	0.65	26.08	2.78
=75	4	8	FUNARO Kai	NTRO	2006	0.63	26.09	2.79
=75	6	2	GUO Ethan	CS	2006	0.71	26.09	2.79
=75	6	6	MOY Aiden	BAD	◆ 2007	0.66	26.09	2.79
78	7	2	KULP Charlie	LIFENJ	◆ 2007	0.68	26.10	2.80
79	8	1	ZARDAVETS Luke	BSS	◆ 2009	0.61	26.14	2.84
80	6	0	SINGLEY Brody	SRA	2006	0.66	26.18	2.88
81	4	7	HICKS Ryder	RAYS	2006	0.71	26.22	2.92
82	8	3	LABARRE Tristan	CHI	2004	0.62	26.25	2.95
83	6	1	ERWIN Quint	CFSC	2006	0.71	26.28	2.98
=84	3	0	VANSCOY Merrick	SRA	◆ 2009	0.62	26.29	2.99
=84	6	9	HAKES Hayden	IFLY	2006	0.56	26.29	2.99
86	9	4	BALBI Joshua	SAS	2002	0.66	26.35	3.05
=87	1	8	SHAW Kuba	TNAQ	◆ 2007	0.69	26.38	3.08
=87	8	8	SELTS Peyton	GRSC	◆ 2007	0.62	26.38	3.08
89	5	9	FULHAM Jack	NCAP	2006	0.64	26.39	3.09
90	9	6	SAMMONS David	MAC-NC	◆ 2009	0.68	26.41	3.11
91	9	5	CARR Nathan	AQJT	◆ 2007	0.61	26.52	3.22
92	5	3	MACDONALD Matthew	VIC	2004	0.71	26.53	3.23
93	5	0	DIFRONZO Ethan	FAC	◆ 2007	0.66	26.55	3.25

Official Timekeeping by Omega





2025 TYR Pro Swim Series

Fort Lauderdale, FL

April 30 - May 3



Event 18

2 MAY 2025 - 10:31 AM

Men's 50m Butterfly

Heats

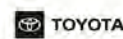
Results Summary

Event Number 18

Rank	Heat	Lane	Name	Club Code	Year of Birth	R.T.	Time	Time Behind
94	3	8	KAY Tyler	SFST	2006	0.64	26.56	3.26
95	5	6	MARTIN Giulian	CANE	2006	0.66	26.63	3.33
96	3	3	JACQUES William	CHI	2006	0.68	26.64	3.34
97	8	9	FOX Michael	LIFEAZ	2006	0.76	26.70	3.40
98	3	5	ALEMAN Liam	GSC-FL	2006	0.64	26.74	3.44
99	7	3	GUMINO Michael	BSS	♦ 2007	0.64	26.81	3.51
100	4	5	AYERS Travis	TXLA	♦ 2007	0.71	26.89	3.59
101	2	8	McDONALD Ryan	BAD	♦ 2008	0.66	27.00	3.70
102	4	0	TASKER Amir	CC	♦ 2008	0.66	27.02	3.72
103	4	3	OGNOSKIE Maika	TXLA	♦ 2007	0.60	27.19	3.89
104	2	4	BELBOT Spencer	NBAC	♦ 2009	0.71	27.21	3.91
105	3	9	RUSSELL Brock	SFST	2006	0.66	27.34	4.04
106	2	0	REES William	YY	♦ 2008	0.61	27.40	4.10
107	1	4	KAWAHATA Sota	HRA	♦ 2007	0.67	27.44	4.14
108	7	7	HANES Kohl	NAAC	♦ 2008	0.72	27.52	4.22
109	4	1	DROPIC Ty	CLPR	♦ 2007	0.71	27.58	4.28
110	3	7	GUENTHER Zakary	CAT	♦ 2007	0.63	27.64	4.34
111	2	1	STANTON Collier	GA	♦ 2009	0.65	27.68	4.38
112	1	1	KULP Jack	LIFENJ	♦ 2008	0.72	27.94	4.64
113	1	3	SCHOENBECK Daxs	TXLA	♦ 2007	0.63	27.95	4.65
114	1	5	MARTIN Nick	MAC-NC	2006	0.64	28.00	4.70
115	1	0	FRAZIER Kell	HRA	2006	0.63	28.36	5.06
	1	7	BLANCHARD Dre	UN-FL	2005		DNS	
	2	2	RADIC George	MAC-IT	♦ 2007		DNS	
	2	9	CRETER Evan	TS	♦ 2007		DNS	
	4	4	GONZALEZ Luciano	SOFL	1994		DNS	
	4	9	KOKIDKO Nicolas	MACM	♦ 2009		DNS	
	5	7	TORTOLA Gabriel	PST	♦ 2007		DNS	
	5	8	KELLERMAN Jason	NBAC	♦ 2007		DNS	
	9	8	BRANON Daniel	NBAC	♦ 2008		DNS	
	10	3	BITTNER Matthew	PSU	2003		DNS	
	10	8	KARAHALIS Alex	PSU	2005		DNS	
	11	0	ZUBIK Jan	UMIZ	2003		DNS	
	11	5	CONDORELLI Santo	UN-NT	1995		DNS	
	11	6	SENC-SAMARDZIC Filip	UN-AZ	2005		DNS	
	3	2	DONOVAN Josh	NCAP	♦ 2007		DSQ	

Legend:							
=	Equal rank	♦	Junior swimmer	A	Qualified for final A	AR	American Record
B	Qualified for final B	C	Qualified for final C	DNS	Did Not Start	DSQ	Disqualified
R	Reserve	R.T.	Reaction Time	US	US Open Record	WJ	World Junior Record
WR	World Record						

Official Timekeeping by Omega





2025 TYR Pro Swim Series

Fort Lauderdale, FL

April 30 - May 3



Event 318

2 MAY 2025 - 12:08 PM

Men's 50m Butterfly

Heats Swim-off

Results

Event Number 18

	Record	Name	NAT Code	Location	Date
WR	22.27	GOVOROV Andrii	UKR	Rome (ITA)	1 JUL 2018
AR	22.35	DRESSEL Caeleb	GSC-FL	Gwangju (KOR)	22 JUL 2019
US	22.84	DRESSEL Caeleb	GSC-FL	Greensboro, NC (USA)	27 APR 2022
WJ	22.96	RIBEIRO Diogo Matos	POR	Lima (PER)	3 SEP 2022

Rank	Lane	Name	Club Code	R.T.	Time	Time Behind
1	4	PEREZ Emil	UN-FG	0.60	24.36	
2	5	DILGER Devin	FLOR	0.69	24.41	0.05

Legend:

AR American Record **R.T.** Reaction Time **US** US Open Record **WJ** World Junior Record
WR World Record

Official Timekeeping by Omega





2025 TYR Pro Swim Series

Fort Lauderdale, FL

April 30 - May 3



Event 19

2 MAY 2025 - 10:46 AM

Women's 200m Backstroke

Heats

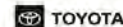
Results Summary

Event Number 19

	Record	Splits	Name	NAT Code	Location	Date
WR	2:03.14	29.34 1:00.73 1:31.84	McKEOWN Kaylee	AUS	Sydney (AUS)	10 MAR 2023
AR	2:03.35	29.06 1:00.37 1:31.84	SMITH Regan	TXLA	Gwangju (KOR)	26 JUL 2019
US	2:03.80	28.98 1:00.00 1:31.49	SMITH Regan	TXLA	Indianapolis, IN (USA)	28 JUN 2023
WJ	2:03.35	29.06 1:00.37 1:31.84	SMITH Regan	TXLA	Gwangju (KOR)	26 JUL 2019

Rank	Heat	Lane	Name	Club Code	Year of Birth	R.T.	50m	100m	150m	Time	Time Behind
1	7	4	SMITH Regan	TXLA	2002	0.62	30.12	1:02.75 32.63	1:36.10 33.35	2:08.65	A
2	7	5	McINTOSH Summer	SYS	2006	0.69	29.91	1:02.99 33.08	1:36.48 33.49	2:08.91	0.26 A
3	7	6	CRUSH Charlotte	LAK	◆ 2008	0.57	29.64	1:02.15 32.51	1:36.14 33.99	2:09.76	1.11 A
4	7	3	DERIVAUX Audrey	JW	◆ 2009	0.59	30.91	1:03.86 32.95	1:37.63 33.77	2:11.01	2.36 A
5	5	4	CURZAN Claire	TAC	2004	0.58	30.84	1:03.65 32.81	1:37.38 33.73	2:11.19	2.54 A
6	7	2	BUCKLEY Sadie	NCAP	◆ 2009	0.61	30.96	1:03.88 32.92	1:37.53 33.65	2:11.35	2.70 A
7	6	4	WHITE Rhyann	WOLF	2000	0.61	31.28	1:04.66 33.38	1:38.30 33.64	2:11.82	3.17 A
8	5	7	PELAEZ Erika	EA	2006	0.58	30.79	1:04.37 33.58	1:38.67 34.30	2:11.89	3.24 A
9	5	5	WEILER SASTRE Carmen	ESP	2004	0.62	30.98	1:04.12 33.14	1:37.98 33.86	2:12.24	3.59 B
10	5	3	RAMEY Jojo	FLOR	2005	0.63	31.19	1:04.45 33.26	1:38.50 34.05	2:12.56	3.91 B
11	6	3	BARZELAY Aviv	TAMU	2002	0.62	31.25	1:04.84 33.59	1:38.96 34.12	2:12.76	4.11 B
12	6	6	HOWLEY Tess	UN-VA	2005	0.63	32.09	1:05.69 33.60	1:39.75 34.06	2:12.77	4.12 B
13	5	2	KRYGER Madison	CAN	◆ 2008	0.65	31.55	1:04.59 33.04	1:38.42 33.83	2:12.96	4.31 B
14	5	6	CHOATE Catie	FLOR	2004	0.63	30.89	1:04.72 33.83	1:39.51 34.79	2:13.67	5.02 B
15	6	1	MEADWAY Shannon	SCAR	2001	0.60	31.74	1:05.43 33.69	1:40.06 34.63	2:13.86	5.21 B
16	7	8	GIBSON Hayden	HAWG	◆ 2008	0.64	31.73	1:04.99 33.26	1:39.70 34.71	2:14.36	5.71 B
17	6	5	GRIMES Katie	UN-VA	2006	0.59	32.08	1:05.99 33.91	1:40.72 34.73	2:14.53	5.88 C
18	7	1	ROTTINK Roos	MTAC	◆ 2008	0.62	31.87	1:05.94 34.07	1:40.54 34.60	2:14.55	5.90 C
19	3	4	ARNALL Ines	WEST	◆ 2008	0.70	31.19	1:05.40 34.21	1:40.58 35.18	2:15.30	6.65 C
20	5	1	LIU Reina	TAC	◆ 2010	0.57	31.30	1:05.37 34.07	1:40.63 35.26	2:15.32	6.67 C
21	6	7	CLARKE Ellie	CSC-IN	◆ 2009	0.67	31.88	1:06.21 34.33	1:41.36 35.15	2:16.05	7.40 C
22	5	8	GARRIDO MALVAR Nahia	ESP	◆ 2007	0.59	31.97	1:05.20 33.23	1:40.41 35.21	2:16.12	7.47 C
23	4	2	WILSON Charlotte	UN-VA	2006	0.67	31.84	1:06.66 34.82	1:41.59 34.93	2:16.38	7.73 C
24	4	7	COSGROVE Ella	FASTAZ	◆ 2007	0.67	32.67	1:07.31 34.64	1:41.70 34.39	2:16.39	7.74 C

Official Timekeeping by Omega





2025 TYR Pro Swim Series

Fort Lauderdale, FL

April 30 - May 3



Event 19

2 MAY 2025 - 10:46 AM

Women's 200m Backstroke

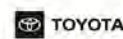
Heats

Results Summary

Event Number 19

Rank	Heat	Lane	Name	Club Code	Year of Birth	R.T.	50m	100m	150m	Time	Time Behind
25	4	9	ARNALL Alba	WEST	◆ 2008		32.17	1:06.82 34.65	1:42.47 35.65	2:16.84 34.37	8.19 R
26	3	9	MEJIA ARCE Lucero	BSS	◆ 2007		31.72	1:05.42 33.70	1:41.30 35.88	2:16.96 35.66	8.31 R
27	5	9	KERN Emma	TXLA	2005		31.75	1:05.33 33.58	1:41.22 35.89	2:17.06 35.84	8.41
28	7	9	BRAEGER K C	LAK	◆ 2007		31.91	1:05.80 33.89	1:41.69 35.89	2:17.20 35.51	8.55
29	3	2	LUEDKE Avery	ACAD	◆ 2007	0.71	32.58	1:07.42 34.84	1:42.44 35.02	2:17.43 34.99	8.78
30	7	0	SHIELDS Shaelyn	MSA	◆ 2007	0.62	32.94	1:06.53 33.59	1:42.35 35.82	2:17.48 35.13	8.83
31	4	6	ROMMEL Julia	NBAC	◆ 2009	0.64	32.52	1:07.16 34.64	1:42.21 35.05	2:17.49 35.28	8.84
32	5	0	ROTTINK Eva	MTAC	◆ 2008	0.60	31.10	1:04.86 33.76	1:40.78 35.92	2:17.70 36.92	9.05
33	4	4	KLEIN Taylor	MSA	◆ 2008	0.65	32.32	1:06.96 34.64	1:42.70 35.74	2:18.09 35.39	9.44
34	2	7	KAMINSKI Feagin	CWAC	◆ 2009	0.58	32.03	1:07.09 35.06	1:43.33 36.24	2:18.92 35.59	10.27
35	3	6	LAVIGUEUR Brynn	SYS	◆ 2007	0.75	32.03	1:06.82 34.79	1:42.61 35.79	2:18.94 36.33	10.29
36	4	5	RITTER Rachel	SFST	◆ 2009	0.65	32.67	1:07.59 34.92	1:43.53 35.94	2:19.08 35.55	10.43
37	1	4	KLEIN Farrah	TS	◆ 2008	0.68	32.53	1:07.81 35.28	1:43.74 35.93	2:19.13 35.39	10.48
38	4	3	GRAZZIANI Ava	LAK	◆ 2008	0.66	32.55	1:07.49 34.94	1:43.57 36.08	2:19.31 35.74	10.66
39	4	8	NEACE Clarke	MAC-NC	◆ 2007	0.72	33.06	1:08.16 35.10	1:44.17 36.01	2:19.34 35.17	10.69
40	4	0	DEGROOT Macey	SHRK	◆ 2007	0.64	32.77	1:07.32 34.55	1:43.20 35.88	2:19.80 36.60	11.15
41	7	7	McDONALD Haley	LAK	◆ 2007	0.71	31.98	1:07.04 35.06	1:43.78 36.74	2:20.00 36.22	11.35
42	6	8	MENESES KOVACS Athena	VT	2004	0.64	32.30	1:07.48 35.18	1:44.05 36.57	2:20.49 36.44	11.84
43	2	9	WHEELER Meg	PRIN	2003		33.14	1:08.77 35.63	1:45.09 36.32	2:20.54 35.45	11.89
44	1	3	REPPUCCI Sara	CRIM	◆ 2008	0.65	32.92	1:07.71 34.79	1:44.14 36.43	2:20.65 36.51	12.00
45	3	8	BARR Kayla	CSC-IN	◆ 2007	0.63	33.40	1:08.40 35.00	1:45.23 36.83	2:20.85 35.62	12.20
46	3	1	VILLACIS Samantha	PAA	◆ 2008	0.63	33.19	1:08.77 35.58	1:44.96 36.19	2:20.93 35.97	12.28
47	4	1	FOUITAH Heba	ASL	◆ 2010	0.61	32.47	1:07.73 35.26	1:44.62 36.89	2:20.95 36.33	12.30
48	2	3	SOLDATKE Lydia	SFST	2006	0.64	32.76	1:08.73 35.97	1:45.40 36.67	2:21.29 35.89	12.64
49	2	6	MALKOWICZ Sophia	SYS	◆ 2010	0.60	32.65	1:08.13 35.48	1:44.69 36.56	2:21.44 36.75	12.79
50	2	8	McGILLIS Torun	UN-MA	2005	0.81	33.70	1:09.22 35.52	1:45.29 36.07	2:21.46 36.17	12.81
51	2	5	MEEKINS Nola	TAC	◆ 2009	0.75	33.59	1:09.65 36.06	1:46.14 36.49	2:21.76 35.62	13.11

Official Timekeeping by Omega





2025 TYR Pro Swim Series

Fort Lauderdale, FL

April 30 - May 3



Event 19

2 MAY 2025 - 10:46 AM

Women's 200m Backstroke

Heats

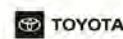
Results Summary

Event Number 19

Rank	Heat	Lane	Name	Club Code	Year of Birth	R.T.	50m	100m	150m	Time	Time Behind
52	2	4	WALTERS Jenna	PRIN	2006	0.63	33.60	1:09.31 35.71	1:45.41 36.10	2:21.96 36.55	13.31
53	2	2	HANSEN Karrington	SPA-FL	◆ 2008	0.68	32.84	1:08.68 35.84	1:45.94 37.26	2:22.07 36.13	13.42
54	3	0	ECKERMAN Maeve	SYS	2006	0.66	32.35	1:08.09 35.74	1:45.49 37.40	2:22.65 37.16	14.00
55	3	5	MUIR Frances	AQJT	◆ 2008	0.70	33.55	1:09.98 36.43	1:47.06 37.08	2:23.48 36.42	14.83
56	3	7	NAWROCKI Annabelle	ACAD	◆ 2009	0.56	33.29	1:09.41 36.12	1:46.95 37.54	2:24.29 37.34	15.64
57	1	2	FARQUHAR Natalie	PRIN	2006	0.67	33.33	1:09.82 36.49	1:48.42 38.60	2:25.94 37.52	17.29
58	1	5	ANDRUSS Lily	LAC	◆ 2009	0.70	34.05	1:11.33 37.28	1:50.02 38.69	2:29.05 39.03	20.40
59	1	6	CONG Brianna	CS	◆ 2007	0.64	33.07	1:09.58 36.51	1:49.39 39.81	2:29.57 40.18	20.92
	1	7	RENDON Kalle	TAC	◆ 2007					DNS	
	2	0	SCHROEDER Katie	FLOR	2005					DNS	
	2	1	MINTENKO Madi	PPA	◆ 2007					DNS	
	3	3	DIACONESCU Rebecca	SAND	2006					DNS	
	6	0	SOTOMAYOR Alexia	SAS	2006					DNS	
	6	2	SIMS Bella	SAND	2005					DNS	
	6	9	TIGERT Leah	TSC	◆ 2008					DNS	

Legend:							
◆	Junior swimmer	A	Qualified for final A	AR	American Record	B	Qualified for final B
C	Qualified for final C	DNS	Did Not Start	R	Reserve	R.T.	Reaction Time
US	US Open Record	WJ	World Junior Record	WR	World Record		

Official Timekeeping by Omega





2025 TYR Pro Swim Series

Fort Lauderdale, FL

April 30 - May 3



Event 20

2 MAY 2025 - 11:11 AM

Men's 200m Backstroke

Heats

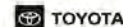
Results Summary

Event Number 20

	Record	Splits	Name	NAT Code	Location	Date
WR	1:51.92	26.52 54.90 1:23.30	PEIRSOL Aaron	USA	Rome (ITA)	31 JUL 2009
AR	1:51.92	26.52 54.90 1:23.30	PEIRSOL Aaron	USA	Rome (ITA)	31 JUL 2009
US	1:53.08	26.82 55.18 1:24.06	PEIRSOL Aaron	USA	Indianapolis, IN (USA)	11 JUL 2009
WJ	1:55.14	26.99 56.14 1:25.97	KOLESNIKOV Kliment	RUS	Budapest (HUN)	28 JUL 2017

Rank	Heat	Lane	Name	Club Code	Year of Birth	R.T.	50m	100m	150m	Time	Time Behind
1	5	4	KOS Hubert	TXLA	2003	0.60	27.47	57.94 30.47	1:28.27 30.33	1:58.54	A
2	3	6	FOSTER Carson	RAYS	2001	0.63	28.35	58.55 30.20	1:29.52 30.97	2:00.17	1.63 A
3	3	3	KEOGH Gavin	FAC	◆ 2007	0.62	27.99	58.69 30.70	1:29.72 31.03	2:00.46	1.92 A
4	3	8	HARVEY Jack	BER	2003	0.60	27.46	57.29 29.83	1:28.81 31.52	2:01.05	2.51 A
5	3	4	AIKINS Jack	UN-VA	2002	0.61	28.55	59.27 30.72	1:30.64 31.37	2:01.54	3.00 A
6	4	3	MORALES Yeziel	PUR	1996	0.50	28.28	59.04 30.76	1:30.10 31.06	2:01.58	3.04 A
7	4	5	NORMAN Aiden	FLOR	2006	0.67	29.13	1:00.34 31.21	1:31.32 30.98	2:01.61	3.07 A
8	3	5	MALDARI Caleb	FLOR	2005	0.58	28.56	59.67 31.11	1:31.40 31.73	2:02.01	3.47 A
9	5	7	MELNYCHUK David	SYS	◆ 2007	0.59	28.92	59.76 30.84	1:31.09 31.33	2:02.28	3.74 B
10	4	6	GARCIA Nico	VT	2002	0.59	28.95	1:00.19 31.24	1:31.67 31.48	2:02.72	4.18 B
11	2	7	SENEKAL Denzo	BD	◆ 2010	0.64	29.18	1:00.46 31.28	1:32.25 31.79	2:02.94	4.40 B
12	4	1	GEH Michael	BAD	◆ 2007	0.58	29.03	1:00.61 31.58	1:32.21 31.60	2:04.05	5.51 B
13	3	2	HAKES Hayden	IFLY	2006	0.57	28.69	59.98 31.29	1:32.20 32.22	2:04.34	5.80 B
14	5	6	MARTINEZ SOTA Ivan	ESP	2005	0.59	28.80	59.79 30.99	1:32.01 32.22	2:04.59	6.05 B
15	4	8	BATHALA Ethan	BSS	◆ 2008	0.61	28.99	1:00.68 31.69	1:32.75 32.07	2:04.71	6.17 B
16	4	0	HOOVER Gerhardt	CS	◆ 2008	0.66	28.97	1:00.44 31.47	1:33.41 32.97	2:04.79	6.25 B
17	5	3	KING David	UN-VA	2005	0.65	28.04	59.06 31.02	1:32.46 33.40	2:04.82	6.28 C
18	5	1	MIALKOVSKYI Denys	BHA	◆ 2007	0.63	29.45	1:01.23 31.78	1:33.34 32.11	2:05.22	6.68 C
19	1	8	PAVALIC Petar	DREX	2004	0.65	29.76	1:01.12 31.36	1:33.40 32.28	2:05.49	6.95 C
20	4	4	GONZALEZ de OLIVIERA Hugo	ESP	1999	0.63	29.49	1:01.45 31.96	1:33.68 32.23	2:05.63	7.09 C
21	4	7	KNOPF Chase	CLPR	◆ 2007	0.66	29.53	1:00.75 31.22	1:33.67 32.92	2:05.81	7.27 C
22	2	0	KELLERMAN Jason	NBAC	◆ 2007	0.60	29.56	1:02.06 32.50	1:34.35 32.29	2:05.89	7.35 C
23	2	5	SGROI Vito	SYS	◆ 2008	0.59	30.09	1:01.91 31.82	1:34.01 32.10	2:06.33	7.79 C
24	2	6	BRENNAN Francis	CAN	◆ 2007	0.73	31.03	1:02.81 31.78	1:35.47 32.66	2:07.36	8.82 C

Official Timekeeping by Omega





2025 TYR Pro Swim Series

Fort Lauderdale, FL

April 30 - May 3



Event 20

2 MAY 2025 - 11:11 AM

Men's 200m Backstroke

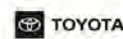
Heats

Results Summary

Event Number 20

Rank	Heat	Lane	Name	Club Code	Year of Birth	R.T.	50m	100m	150m	Time	Time Behind
25	1	4	HANEY James	ECCC	2006	0.56	28.86	1:01.05 32.19	1:34.65 33.60	2:07.53 32.88	8.99 R
26	2	8	WAHLEN David	YOTA	2000	0.56	29.22	1:00.44 31.22	1:34.19 33.75	2:07.64 33.45	9.10 R
27	3	7	PINEIRO Anthony	SFLS	◆ 2007	0.56	29.03	1:00.22 31.19	1:32.92 32.70	2:07.70 34.78	9.16
28	3	9	ERWIN Thomas	UN-NE	2005		29.66	1:01.60 31.94	1:34.74 33.14	2:07.72 32.98	9.18
29	2	3	LYNESS Henry	CGAC	◆ 2007	0.56	29.02	1:00.72 31.70	1:33.86 33.14	2:07.99 34.13	9.45
30	1	2	CRETER Evan	TS	◆ 2007	0.57	29.61	1:02.64 33.03	1:34.96 32.32	2:08.08 33.12	9.54
31	2	1	WILCOX Boone	LAK	◆ 2008	0.59	30.30	1:02.43 32.13	1:35.08 32.65	2:08.38 33.30	9.84
32	2	4	PIETSCH Matt	UN-WY	2004	0.62	29.50	1:02.18 32.68	1:35.55 33.37	2:08.49 32.94	9.95
33	3	0	ZHOU Michael	NCAP	◆ 2007	0.62	30.43	1:03.14 32.71	1:35.99 32.85	2:09.05 33.06	10.51
34	5	8	LENOCE Parker	PRIN	2005	0.57	29.02	1:00.35 31.33	1:34.34 33.99	2:09.52 35.18	10.98
35	5	0	COBOS Carlos	BD	1999	0.65	30.06	1:02.18 32.12	1:35.03 32.85	2:09.62 34.59	11.08
36	1	0	BLAKE Teddy	PSU	2005	0.57	29.88	1:02.64 32.76	1:36.11 33.47	2:09.82 33.71	11.28
37	2	9	HICKEY Liam	NCAP	◆ 2007		29.83	1:02.86 33.03	1:36.99 34.13	2:11.21 34.22	12.67
38	3	1	SOHOVICH Xavier	BSS	◆ 2007	0.53	29.71	1:02.54 32.83	1:36.67 34.13	2:11.25 34.58	12.71
39	2	2	MACHO Parker	IFLY	◆ 2008	0.64	29.98	1:03.06 33.08	1:38.14 35.08	2:11.97 33.83	13.43
40	1	3	LORTIE Justin	CHI	◆ 2007	0.60	29.69	1:02.90 33.21	1:38.18 35.28	2:14.54 36.36	16.00
41	1	7	MORLEY Cooper	PSU	2003	0.60	30.40	1:04.91 34.51	1:39.90 34.99	2:15.65 35.75	17.11
42	1	9	SERRANO-PENA Andy	GRSC	◆ 2007		33.32	1:08.60 35.28	1:42.80 34.20	2:16.71 33.91	18.17
	1	1	BITTNER Matthew	PSU	2003					DNS	
	1	5	JACQUES William	CHI	2006					DNS	
	1	6	BELL Grady	NTRO	◆ 2009					DNS	
	4	2	STANTON Baylor	GA	◆ 2007					DNS	
	4	9	HONEY Sean	PSU	2005					DNS	
	5	5	SMITH Kieran	RAC	2000					DNS	
	5	9	WINTERBORN Ben	CAN	2006					DNS	
	5	2	CAPEN Brayden	ACAD	◆ 2008					DSQ	

Official Timekeeping by Omega





2025 TYR Pro Swim Series

Fort Lauderdale, FL

April 30 - May 3



Event 20

2 MAY 2025 - 11:11 AM

Men's 200m Backstroke

Heats

Results Summary

Event Number 20

Rank	Heat	Lane	Name	Club Code	Year of Birth	R.T.	50m	100m	150m	Time	Time Behind
------	------	------	------	-----------	---------------	------	-----	------	------	------	-------------

Legend:

♦	Junior swimmer	A	Qualified for final A	AR	American Record	B	Qualified for final B
C	Qualified for final C	DNS	Did Not Start	DSQ	Disqualified	R	Reserve
R.T.	Reaction Time	US	US Open Record	WJ	World Junior Record	WR	World Record

Official Timekeeping by Omega



FLUIDRA



OneAmerica
Financial





2025 TYR Pro Swim Series

Fort Lauderdale, FL

April 30 - May 3



Event 21

2 MAY 2025 - 11:27 AM

Women's 400m Individual Medley

Heats

Results Summary

Event Number 21

	Record	Splits	Name	NAT Code	Location	Date
WR	4:24.38	59.18 2:06.30 3:23.43	McINTOSH Summer	SYS	Toronto (CAN)	16 MAY 2024
AR	4:31.12	1:03.69 2:13.33 3:28.65	HOFF Katie	USA	Omaha, NE (USA)	29 JUN 2008
US	4:26.98	59.76 2:06.82 3:25.96	McINTOSH Summer	SYS	Westmont, IL (USA)	7 MAR 2025
WJ	4:24.38	59.18 2:06.30 3:23.43	McINTOSH Summer	SYS	Toronto (CAN)	16 MAY 2024

Rank	Heat	Lane	Name	Club Code	Year of Birth	R.T.	Time	Time Behind
1	6	4	WEYANT Emma	FLOR	2001	0.80	4:40.43	A
	50m 30.01	100m 1:03.72	150m 1:41.14	200m 2:16.82	250m 2:56.04	300m 3:35.66	350m 4:08.36	
		33.71	37.42	35.68	39.22	39.62	32.70	32.07
2	7	5	HAYES Leah	UN-VA	2005	0.84	4:40.70	0.27 A
	50m 30.23	100m 1:04.04	150m 1:41.15	200m 2:17.15	250m 2:56.64	300m 3:36.65	350m 4:09.10	
		33.81	37.11	36.00	39.49	40.01	32.45	31.60
3	6	5	WALSHE Ellen	TMP	2001	0.61	4:42.10	1.67 A
	50m 29.23	100m 1:02.60	150m 1:39.77	200m 2:16.22	250m 2:55.91	300m 3:36.27	350m 4:09.97	
		33.37	37.17	36.45	39.69	40.36	33.70	32.13
4	7	4	GRIMES Katie	UN-VA	2006	0.65	4:43.50	3.07 A
	50m 29.15	100m 1:02.05	150m 1:38.42	200m 2:13.30	250m 2:55.23	300m 3:38.04	350m 4:11.37	
		32.90	36.37	34.88	41.93	42.81	33.33	32.13
5	6	6	HAN Kayla	RMDA	◆2008	0.65	4:45.11	4.68 A
	50m 29.93	100m 1:03.84	150m 1:40.35	200m 2:16.47	250m 2:57.56	300m 3:39.56	350m 4:13.02	
		33.91	36.51	36.12	41.09	42.00	33.46	32.09
6	6	1	SUN Eleanor	PRIN	2004	0.70	4:45.59	5.16 A
	50m 30.08	100m 1:04.39	150m 1:42.16	200m 2:18.55	250m 2:59.40	300m 3:40.82	350m 4:14.43	
		34.31	37.77	36.39	40.85	41.42	33.61	31.16
7	7	1	BRICKER Caroline	ALTO	2005	0.64	4:46.21	5.78 A
	50m 29.58	100m 1:03.22	150m 1:41.35	200m 2:18.23	250m 2:58.23	300m 3:39.42	350m 4:13.27	
		33.64	38.13	36.88	40.00	41.19	33.85	32.94
8	7	8	ROSENDAHL BACH Helena	DEN	2000	0.84	4:46.82	6.39 A
	50m 29.33	100m 1:01.94	150m 1:39.84	200m 2:16.24	250m 2:58.50	300m 3:40.94	350m 4:14.71	
		32.61	37.90	36.40	42.26	42.44	33.77	32.11
9	7	6	DIXON Zoe	FLOR	2004	0.70	4:48.17	7.74 B
	50m 30.12	100m 1:03.74	150m 1:41.25	200m 2:17.86	250m 2:58.51	300m 3:40.70	350m 4:15.16	
		33.62	37.51	36.61	40.65	42.19	34.46	33.01
10	6	0	MATTES Michaela	FLOR	2005	0.77	4:48.66	8.23 B
	50m 30.47	100m 1:04.76	150m 1:41.80	200m 2:18.02	250m 3:01.93	300m 3:45.96	350m 4:17.70	
		34.29	37.04	36.22	43.91	44.03	31.74	30.96
11	6	3	VAZQUEZ RUIZ Alba	ESP	2002	0.73	4:48.72	8.29 B
	50m 30.53	100m 1:04.78	150m 1:43.48	200m 2:21.55	250m 3:01.26	300m 3:41.46	350m 4:16.14	
		34.25	38.70	38.07	39.71	40.20	34.68	32.58
12	6	2	GWINN Applejean	SAND	2006	0.74	4:48.73	8.30 B
	50m 30.59	100m 1:05.43	150m 1:44.70	200m 2:21.48	250m 3:03.00	300m 3:43.72	350m 4:16.63	
		34.84	39.27	36.78	41.52	40.72	32.91	32.10
13	7	7	TUCKER Dakota	PRIN	2004	0.68	4:49.09	8.66 B
	50m 30.55	100m 1:04.96	150m 1:41.99	200m 2:18.87	250m 3:00.11	300m 3:40.94	350m 4:15.28	
		34.41	37.03	36.88	41.24	40.83	34.34	33.81
14	7	9	CALLIS Emerson	QSTS	◆2008	0.72	4:49.38	8.95 B
	50m 30.23	100m 1:04.62	150m 1:42.57	200m 2:19.05	250m 3:00.30	300m 3:42.13	350m 4:16.58	
		34.39	37.95	36.48	41.25	41.83	34.45	32.80
15	6	7	PLAZA Sofia	FLOR	2005	0.84	4:49.93	9.50 B
	50m 31.25	100m 1:06.21	150m 1:44.53	200m 2:22.44	250m 3:01.76	300m 3:42.08	350m 4:16.67	
		34.96	38.32	37.91	39.32	40.32	34.59	33.26
16	7	3	CABANES GARZAS Laura	ESP	2006	0.69	4:52.24	11.81 B
	50m 29.47	100m 1:03.13	150m 1:41.91	200m 2:19.15	250m 3:00.94	300m 3:43.39	350m 4:18.54	
		33.66	38.78	37.24	41.79	42.45	35.15	33.70
17	3	2	ERTAN Deniz	UN-AZ	2004	0.69	4:52.25	11.82 C
	50m 29.61	100m 1:03.78	150m 1:43.53	200m 2:22.60	250m 3:02.99	300m 3:44.43	350m 4:19.23	
		34.17	39.75	39.07	40.39	41.44	34.80	33.02

Official Timekeeping by Omega





2025 TYR Pro Swim Series

Fort Lauderdale, FL

April 30 - May 3



Event 21

2 MAY 2025 - 11:27 AM

Women's 400m Individual Medley

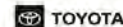
Heats

Results Summary

Event Number 21

Rank	Heat	Lane	Name	Club Code	Year of Birth	R.T.	Time	Time Behind
18	6	8	STOLL Campbell	TXLA	2005	0.67	4:52.97	12.54 C
	50m 30.15	100m 1:04.63	150m 1:43.31	200m 2:20.68	250m 3:03.09	300m 3:45.85	350m 4:19.99	
		34.48	38.68	37.37	42.41	42.76	34.14	32.98
19	7	0	KLAMFOTH Avery	MAC-NC	◆2007	0.74	4:54.48	14.05 C
	50m 31.13	100m 1:06.68	150m 1:44.40	200m 2:21.73	250m 3:02.59	300m 3:44.90	350m 4:20.35	
		35.55	37.72	37.33	40.86	42.31	35.45	34.13
20	4	3	HARDY Sydney	SYS	◆2011	0.74	4:55.55	15.12 C
	50m 30.82	100m 1:06.78	150m 1:45.37	200m 2:23.59	250m 3:05.71	300m 3:48.78	350m 4:23.53	
		35.96	38.59	38.22	42.12	43.07	34.75	32.02
21	5	6	HANSEN Brinkleigh	SPA-FL	◆2009	0.80	4:55.64	15.21 C
	50m 30.10	100m 1:04.73	150m 1:43.11	200m 2:20.19	250m 3:06.27	300m 3:51.48	350m 4:24.06	
		34.63	38.38	37.08	46.08	45.21	32.58	31.58
22	5	9	HAZLEHURST Ana	UN-IN	2006	0.73	4:55.65	15.22 C
	50m 29.53	100m 1:04.59	150m 1:43.89	200m 2:23.16	250m 3:04.87	300m 3:47.41	350m 4:22.37	
		35.06	39.30	39.27	41.71	42.54	34.96	33.28
23	4	1	CONWAY Shannon	NBAC	◆2008	0.78	4:55.82	15.39 C
	50m 29.53	100m 1:04.17	150m 1:43.86	200m 2:22.14	250m 3:05.64	300m 3:48.84	350m 4:23.28	
		34.64	39.69	38.28	43.50	43.20	34.44	32.54
24	1	3	ZHANG Sarah	REV	◆2010	0.68	4:56.83	16.40 C
	50m 31.10	100m 1:07.69	150m 1:49.34	200m 2:28.46	250m 3:08.70	300m 3:49.85	350m 4:25.04	
		36.59	41.65	39.12	40.24	41.15	35.19	31.79
25	5	5	ROBILLARD Adalene	RAYS	◆2007	0.67	4:57.30	16.87 R
	50m 30.67	100m 1:06.31	150m 1:46.30	200m 2:25.40	250m 3:06.08	300m 3:47.90	350m 4:23.39	
		35.64	39.99	39.10	40.68	41.82	35.49	33.91
26	5	1	RAINEY Grace	FLOR	2004	0.75	4:57.61	17.18 R
	50m 30.83	100m 1:06.34	150m 1:48.39	200m 2:28.14	250m 3:07.90	300m 3:49.41	350m 4:24.77	
		35.51	42.05	39.75	39.76	41.51	35.36	32.84
27	5	2	GORMSEN Cavan	UN-VA	2005	0.73	4:57.87	17.44
	50m 30.56	100m 1:05.21	150m 1:44.21	200m 2:22.66	250m 3:07.40	300m 3:54.48	350m 4:27.28	
		34.65	39.00	38.45	44.74	47.08	32.80	30.59
28	5	8	SHAW Adair	HOOS	2006	0.75	4:57.99	17.56
	50m 30.86	100m 1:05.65	150m 1:44.23	200m 2:22.48	250m 3:06.08	300m 3:50.46	350m 4:24.49	
		34.79	38.58	38.25	43.60	44.38	34.03	33.50
29	3	7	WHEELER Meg	PRIN	2003	0.67	4:58.34	17.91
	50m 31.72	100m 1:08.32	150m 1:47.48	200m 2:25.43	250m 3:08.05	300m 3:50.97	350m 4:25.68	
		36.60	39.16	37.95	42.62	42.92	34.71	32.66
30	4	5	GIBSON Hayden	HAWG	◆2008	0.68	4:58.37	17.94
	50m 31.89	100m 1:08.01	150m 1:46.45	200m 2:23.57	250m 3:08.05	300m 3:51.44	350m 4:25.48	
		36.12	38.44	37.12	44.48	43.39	34.04	32.89
31	3	9	TOWN Annabeth	HRA	◆2009	0.79	4:58.63	18.20
	50m 30.91	100m 1:05.41	150m 1:46.25	200m 2:25.39	250m 3:08.77	300m 3:52.02	350m 4:25.83	
		34.50	40.84	39.14	43.38	43.25	33.81	32.80
32	2	3	BARR Sloane	TAC	◆2009	0.68	4:59.20	18.77
	50m 30.96	100m 1:06.50	150m 1:45.89	200m 2:24.83	250m 3:06.54	300m 3:49.91	350m 4:24.56	
		35.54	39.39	38.94	41.71	43.37	34.65	34.64
33	3	5	MOULSON Vivian	CRIM	◆2008	0.73	4:59.53	19.10
	50m 30.47	100m 1:04.93	150m 1:44.99	200m 2:23.81	250m 3:07.47	300m 3:50.92	350m 4:25.67	
		34.46	40.06	38.82	43.66	43.45	34.75	33.86
34	2	6	VERCOLLONE Ava	NBAC	◆2008	0.72	4:59.54	19.11
	50m 30.63	100m 1:06.04	150m 1:46.88	200m 2:25.73	250m 3:08.54	300m 3:51.52	350m 4:26.49	
		35.41	40.84	38.85	42.81	42.98	34.97	33.05
35	4	8	ROBIE Jessica	SYS	◆2007	0.66	4:59.94	19.51
	50m 31.98	100m 1:07.59	150m 1:46.30	200m 2:23.65	250m 3:07.78	300m 3:52.84	350m 4:27.19	
		35.61	38.71	37.35	44.13	45.06	34.35	32.75
36	1	5	ANDERSON Kate	VT	2005	0.72	5:00.28	19.85
	50m 31.64	100m 1:06.71	150m 1:46.83	200m 2:26.48	250m 3:09.70	300m 3:52.58	350m 4:26.95	
		35.07	40.12	39.65	43.22	42.88	34.37	33.33

Official Timekeeping by Omega





2025 TYR Pro Swim Series

Fort Lauderdale, FL

April 30 - May 3



Event 21

2 MAY 2025 - 11:27 AM

Women's 400m Individual Medley

Heats

Results Summary

Event Number 21

Rank	Heat	Lane	Name	Club Code	Year of Birth	R.T.	Time	Time Behind	
37	2	2	STANLEY Ellie	TNAQ	◆ 2009	0.71	5:00.84	20.41	
	50m	30.68	100m 1:06.54 35.86	150m 1:45.14 38.60	200m 2:21.82 36.68	250m 3:06.64 44.82	300m 3:51.96 45.32	350m 4:27.17 35.21	33.67
38	5	0	XU Annie	MAC-IT	2012	0.53	5:01.03	20.60	
	50m	30.92	100m 1:06.71 35.79	150m 1:46.61 39.90	200m 2:25.06 38.45	250m 3:09.23 44.17	300m 3:53.87 44.64	350m 4:28.48 34.61	32.55
39	5	7	SMITHWICK Heidi	PRIN	2003	0.72	5:01.60	21.17	
	50m	30.80	100m 1:06.51 35.71	150m 1:47.61 41.10	200m 2:26.53 38.92	250m 3:10.33 43.80	300m 3:54.77 44.44	350m 4:29.13 34.36	32.47
40	2	4	CSULAK Lia	UN-AZ	2005	0.75	5:01.84	21.41	
	50m	31.70	100m 1:07.67 35.97	150m 1:48.39 40.72	200m 2:27.78 39.39	250m 3:11.07 43.29	300m 3:54.53 43.46	350m 4:29.65 35.12	32.19
41	6	9	BRAEGER K C	LAK	◆ 2007	0.71	5:02.38	21.95	
	50m	30.57	100m 1:06.61 36.04	150m 1:45.13 38.52	200m 2:22.71 37.58	250m 3:07.47 44.76	300m 3:52.03 44.56	350m 4:28.09 36.06	34.29
42	2	5	WILBUR Lilla	NCAP	◆ 2008	0.76	5:02.86	22.43	
	50m	30.74	100m 1:06.47 35.73	150m 1:46.95 40.48	200m 2:26.29 39.34	250m 3:08.83 42.54	300m 3:52.02 43.19	350m 4:27.78 35.76	35.08
43	4	2	FORRESTER Katie	MAC-IT	2004	0.73	5:02.95	22.52	
	50m	30.04	100m 1:04.56 34.52	150m 1:43.83 39.27	200m 2:22.06 38.23	250m 3:07.44 45.38	300m 3:53.35 45.91	350m 4:28.59 35.24	34.36
44	3	4	COLLINS Daisy	NCAC	◆ 2008	0.84	5:03.13	22.70	
	50m	31.31	100m 1:07.14 35.83	150m 1:48.49 41.35	200m 2:28.92 40.43	250m 3:12.61 43.69	300m 3:57.24 44.63	350m 4:31.27 34.03	31.86
45	5	3	SHIELDS Shaelyn	MSA	◆ 2007	0.80	5:03.22	22.79	
	50m	31.90	100m 1:08.54 36.64	150m 1:46.90 38.36	200m 2:23.77 36.87	250m 3:08.16 44.39	300m 3:52.92 44.76	350m 4:28.50 35.58	34.72
46	3	6	LEHMAN Alyce	JW	◆ 2008	0.78	5:03.58	23.15	
	50m	30.65	100m 1:05.77 35.12	150m 1:44.94 39.17	200m 2:22.75 37.81	250m 3:08.80 46.05	300m 3:54.71 45.91	350m 4:29.74 35.03	33.84
47	1	2	RITTER Rachel	SFST	◆ 2009	0.71	5:03.89	23.46	
	50m	32.28	100m 1:10.10 37.82	150m 1:47.42 37.32	200m 2:24.02 36.60	250m 3:08.93 44.91	300m 3:54.62 45.69	350m 4:29.70 35.08	34.19
48	4	6	MEISNER Julia	PSU	2003	0.80	5:04.26	23.83	
	50m	31.42	100m 1:07.25 35.83	150m 1:47.28 40.03	200m 2:25.70 38.42	250m 3:10.32 44.62	300m 3:55.01 44.69	350m 4:30.43 35.42	33.83
49	2	7	HERON Nina	NBAC	◆ 2008	0.70	5:04.82	24.39	
	50m	32.07	100m 1:09.61 37.54	150m 1:49.54 39.93	200m 2:28.32 38.78	250m 3:11.36 43.04	300m 3:54.52 43.16	350m 4:30.72 36.20	34.10
50	4	7	YACOVIELLO Molly	YY	◆ 2007	0.74	5:05.44	25.01	
	50m	31.34	100m 1:07.68 36.34	150m 1:47.97 40.29	200m 2:27.71 39.74	250m 3:10.63 42.92	300m 3:54.11 43.48	350m 4:29.84 35.73	35.60
51	1	4	MILBAUM Lolly	SYS	◆ 2007	0.65	5:06.72	26.29	
	50m	31.90	100m 1:08.51 36.61	150m 1:48.07 39.56	200m 2:25.82 37.75	250m 3:11.33 45.51	300m 3:57.98 46.65	350m 4:32.70 34.72	34.02
=52	1	7	SEEMANN Clara	EKC	◆ 2010	0.76	5:06.74	26.31	
	50m	31.98	100m 1:08.47 36.49	150m 1:49.69 41.22	200m 2:29.26 39.57	250m 3:12.86 43.60	300m 3:55.97 43.11	350m 4:32.08 36.11	34.66
=52	2	0	REPUCCI Sara	CRIM	◆ 2008	0.73	5:06.74	26.31	
	50m	32.03	100m 1:09.09 37.06	150m 1:47.69 38.60	200m 2:26.25 38.56	250m 3:13.22 46.97	300m 3:58.80 45.58	350m 4:33.42 34.62	33.32
54	4	9	McGILLIS Torun	UN-MA	2005	0.80	5:06.81	26.38	
	50m	32.91	100m 1:09.39 36.48	150m 1:48.78 39.39	200m 2:26.58 37.80	250m 3:11.46 44.88	300m 3:56.79 45.33	350m 4:31.84 35.05	34.97
55	4	0	WOJTOWICZ Bella	ACAD	◆ 2007	0.70	5:06.92	26.49	
	50m	30.61	100m 1:06.45 35.84	150m 1:45.87 39.42	200m 2:24.15 38.28	250m 3:09.23 45.08	300m 3:53.54 44.31	350m 4:30.80 37.26	36.12

Official Timekeeping by Omega





2025 TYR Pro Swim Series

Fort Lauderdale, FL

April 30 - May 3



Event 21

2 MAY 2025 - 11:27 AM

Women's 400m Individual Medley

Heats

Results Summary

Event Number 21

Rank	Heat	Lane	Name	Club Code	Year of Birth	R.T.	Time	Time Behind
56	3	8	BOOKSTEIN Delaney	VT	2005	0.77	5:09.51	29.08
			50m 31.64					
			100m 1:08.42					
			150m 1:49.87					
			200m 2:30.22					
			250m 3:14.50					
			300m 3:59.85					
			350m 4:35.18					
			36.78					34.33
			41.45					
			40.35					
			44.28					
			45.35					
57	2	1	WALSH Aivleen	YY	◆2007	0.80	5:09.64	29.21
			50m 30.98					
			100m 1:07.35					
			150m 1:47.11					
			200m 2:26.89					
			250m 3:12.91					
			300m 3:59.14					
			350m 4:34.18					
			36.37					35.46
			39.76					
			39.78					
			46.02					
			46.23					
			35.04					
58	3	3	PHIFER Izzy	YY	◆2007	0.73	5:16.06	35.63
			50m 33.46					
			100m 1:12.93					
			150m 1:55.04					
			200m 2:35.70					
			250m 3:20.03					
			300m 4:04.58					
			350m 4:40.93					
			39.47					35.13
			42.11					
			40.66					
			44.33					
			44.55					
			36.35					
		1	MEEKINS Nola	TAC	◆2009		DNS	
		2	DIETRICH Kaylee	TAC	◆2009		DNS	
		3	NIXON Nikki	TAC	◆2009		DNS	
		3	HE Carolin	TAC	◆2009		DNS	
		4	BROWN Eliza	PRIN	2004		DNS	
		5	WARNICK Lucy	SAND	2006		DNS	
		7	McDONALD Haley	LAK	◆2007		DNS	
		2	FOLCOMER Tiffany	YY	2006		DSQ	

Legend:			
=	Equal rank	◆	Junior swimmer
B	Qualified for final B	C	Qualified for final C
R	Reserve	R.T.	Reaction Time
WR	World Record	A	Qualified for final A
		DNS	Did Not Start
		US	US Open Record
		AR	American Record
		DSQ	Disqualified
		WJ	World Junior Record

Official Timekeeping by Omega





2025 TYR Pro Swim Series

Fort Lauderdale, FL

April 30 - May 3



Event 22

2 MAY 2025 - 12:09 PM

Men's 400m Individual Medley

Heats

Results Summary

REVISED
2 MAY 13:08

Event Number 22

	Record	Splits	Name	NAT Code	Location	Date
WR	4:02.50	54.66 1:56.64 3:04.28	MARCHAND Leon	TXLA	Fukuoka (JPN)	23 JUL 2023
AR	4:03.84	54.92 1:56.49 3:07.05	PHELPS Michael	USA	Beijing (CHN)	10 AUG 2008
US	4:05.25	55.38 1:57.32 3:08.45	PHELPS Michael	USA	Omaha, NE (USA)	29 JUN 2008
WJ	4:10.02	57.44 2:01.31 3:11.72	BORODIN Ilya	RUS	Budapest (HUN)	23 MAY 2021

Rank	Heat	Lane	Name	Club Code	Year of Birth	R.T.	Time	Time Behind
1	5	4	FINKE Bobby	SPA-FL	1999	0.74	4:20.34	A
	50m 27.01	100m 57.91	150m 1:30.75	200m 2:02.49	250m 2:40.57	300m 3:19.21	350m 3:50.37	
		30.90	32.84	31.74	38.08	38.64	31.16	29.97
2	6	4	MARCHAND Leon	TXLA	2002	0.70	4:21.04	0.70 A
	50m 26.82	100m 56.53	150m 1:30.33	200m 2:03.49	250m 2:40.70	300m 3:18.19	350m 3:50.62	
		29.71	33.80	33.16	37.21	37.49	32.43	30.42
3	6	5	BRIED Tommy	UOFL	2003	0.66	4:21.52	1.18 A
	50m 27.32	100m 57.99	150m 1:32.43	200m 2:07.17	250m 2:42.47	300m 3:18.83	350m 3:50.86	
		30.67	34.44	34.74	35.30	36.36	32.03	30.66
4	5	6	SANDERS Grant	FASTFL	1997	0.70	4:23.36	3.02 A
	50m 27.74	100m 59.09	150m 1:32.90	200m 2:07.19	250m 2:44.59	300m 3:21.51	350m 3:52.87	
		31.35	33.81	34.29	37.40	36.92	31.36	30.49
5	6	6	DORNOFF Anthony	RMDA	◆2009	0.69	4:23.99	3.65 A
	50m 28.09	100m 59.92	150m 1:34.78	200m 2:09.04	250m 2:45.81	300m 3:23.97	350m 3:54.63	
		31.83	34.86	34.26	36.77	38.16	30.66	29.36
6	6	2	CAKIR Noah	TS	◆2007	0.72	4:24.11	3.77 A
	50m 27.63	100m 59.21	150m 1:35.76	200m 2:11.27	250m 2:47.04	300m 3:23.90	350m 3:55.07	
		31.58	36.55	35.51	35.77	36.86	31.17	29.04
7	6	3	ELLIS Luke	SAND	2006	0.69	4:24.14	3.80 A
	50m 27.95	100m 1:00.02	150m 1:34.10	200m 2:07.28	250m 2:45.57	300m 3:24.50	350m 3:55.02	
		32.07	34.08	33.18	38.29	38.93	30.52	29.12
8	2	8	VARGAS Kevin	SRA	2001	0.66	4:24.17	3.83 A
	50m 27.34	100m 58.61	150m 1:34.07	200m 2:09.08	250m 2:44.65	300m 3:21.80	350m 3:53.32	
		31.27	35.46	35.01	35.57	37.15	31.52	30.85
9	5	0	GORDILLO Erick	AZFL	1999	0.66	4:25.09	4.75 B
	50m 27.56	100m 1:00.09	150m 1:34.51	200m 2:07.98	250m 2:45.61	300m 3:24.31	350m 3:55.80	
		32.53	34.42	33.47	37.63	38.70	31.49	29.29
10	2	4	IRWIN Jackson	SRQ	◆2008	0.70	4:26.39	6.05 B
	50m 28.08	100m 59.94	150m 1:34.98	200m 2:09.00	250m 2:46.80	300m 3:25.24	350m 3:56.52	
		31.86	35.04	34.02	37.80	38.44	31.28	29.87
=11	4	4	TURNER Jacob	UN-NE	2006	0.65	4:28.31	7.97 B
	50m 27.86	100m 1:00.33	150m 1:36.41	200m 2:11.57	250m 2:48.77	300m 3:27.03	350m 3:58.51	
		32.47	36.08	35.16	37.20	38.26	31.48	29.80
=11	4	7	YORK Wilson	LAK	◆2009	0.73	4:28.31	7.97 B
	50m 28.22	100m 1:00.86	150m 1:37.27	200m 2:12.90	250m 2:49.24	300m 3:26.22	350m 3:57.62	
		32.64	36.41	35.63	36.34	36.98	31.40	30.69
13	5	5	ENOCH Gregg	UOFL	2006	0.67	4:28.57	8.23 B
	50m 27.52	100m 58.73	150m 1:34.82	200m 2:10.32	250m 2:48.18	300m 3:26.87	350m 3:59.41	
		31.21	36.09	35.50	37.86	38.69	32.54	29.16
14	6	0	HOOVER Gerhard	CS	◆2008	0.65	4:28.79	8.45 B
	50m 28.56	100m 1:02.06	150m 1:37.55	200m 2:11.49	250m 2:48.88	300m 3:26.22	350m 3:57.89	
		33.50	35.49	33.94	37.39	37.34	31.67	30.90
15	4	1	SAMMONS David	MAC-NC	◆2009	0.69	4:29.05	8.71 B
	50m 27.74	100m 59.61	150m 1:34.79	200m 2:09.77	250m 2:48.40	300m 3:27.41	350m 3:58.99	
		31.87	35.18	34.98	38.63	39.01	31.58	30.06
16	5	8	CHRISTENSEN Andrew	PSU	2004	0.67	4:29.08	8.74 B
	50m 28.06	100m 1:00.50	150m 1:36.50	200m 2:10.62	250m 2:48.73	300m 3:27.31	350m 3:59.07	
		32.44	36.00	34.12	38.11	38.58	31.76	30.01
17	3	1	McKEAN Campbell	BEND	2006	0.63	4:29.97	9.63 C
	50m 26.37	100m 57.21	150m 1:33.77	200m 2:09.67	250m 2:46.79	300m 3:25.39	350m 3:58.09	
		30.84	36.56	35.90	37.12	38.60	32.70	31.88

Official Timekeeping by Omega





2025 TYR Pro Swim Series

Fort Lauderdale, FL

April 30 - May 3



Event 22

2 MAY 2025 - 12:09 PM

Men's 400m Individual Medley

Heats

Results Summary

Event Number 22

REVISED
2 MAY 13:08

Rank	Heat	Lane	Name	Club Code	Year of Birth	R.T.	Time	Time Behind
18	4	2	SANTOS Gian	UN-CA	2006	0.63	4:30.27	9.93 C
	50m 28.06	100m 59.91	150m 1:36.53	200m 2:12.41	250m 2:49.68	300m 3:28.72	350m 4:00.14	
		31.85	36.62	35.88	37.27	39.04	31.42	30.13
19	6	9	KARAHALIS Alex	PSU	2005	0.67	4:30.34	10.00 C
	50m 27.85	100m 1:00.15	150m 1:37.65	200m 2:14.21	250m 2:50.98	300m 3:28.70	350m 3:59.98	
		32.30	37.50	36.56	36.77	37.72	31.28	30.36
20	4	5	HONEY Sean	PSU	2005	0.68	4:30.42	10.08 C
	50m 27.83	100m 1:00.28	150m 1:36.18	200m 2:11.21	250m 2:50.22	300m 3:30.27	350m 4:01.00	
		32.45	35.90	35.03	39.01	40.05	30.73	29.42
21	4	6	MASON Jake	UN-AZ	2004	0.66	4:30.77	10.43 C
	50m 26.85	100m 57.75	150m 1:33.68	200m 2:09.23	250m 2:48.04	300m 3:28.20	350m 3:59.91	
		30.90	35.93	35.55	38.81	40.16	31.71	30.86
22	4	9	HARTZLER Jackson	CFSC	◆ 2009	0.74	4:31.19	10.85 C
	50m 28.56	100m 1:01.19	150m 1:37.19	200m 2:11.64	250m 2:49.73	300m 3:28.08	350m 4:00.60	
		32.63	36.00	34.45	38.09	38.35	32.52	30.59
23	3	6	BRANON Daniel	NBAC	◆ 2008	0.67	4:31.77	11.43 C
	50m 27.94	100m 59.78	150m 1:34.90	200m 2:10.57	250m 2:49.60	300m 3:29.38	350m 4:01.38	
		31.84	35.12	35.67	39.03	39.78	32.00	30.39
24	4	3	MULGREW Will	SAC	◆ 2007	0.75	4:32.24	11.90 C
	50m 28.77	100m 1:01.36	150m 1:36.81	200m 2:10.54	250m 2:52.44	300m 3:33.50	350m 4:03.23	
		32.59	35.45	33.73	41.90	41.06	29.73	29.01
25	4	0	ALEMAN Liam	GSC-FL	2006	0.62	4:32.28	11.94 R
	50m 28.30	100m 1:00.58	150m 1:37.30	200m 2:13.34	250m 2:50.84	300m 3:27.59	350m 4:00.74	
		32.28	36.72	36.04	37.50	36.75	33.15	31.54
26	6	1	PLATTS-MILLS Ian	NCAC	◆ 2007	0.70	4:33.10	12.76 R
	50m 28.91	100m 1:01.37	150m 1:36.45	200m 2:10.27	250m 2:50.01	300m 3:29.80	350m 4:02.53	
		32.46	35.08	33.82	39.74	39.79	32.73	30.57
27	1	1	DIONNE Luc	NCAP	◆ 2009	0.69	4:33.63	13.29
	50m 28.49	100m 1:01.61	150m 1:38.80	200m 2:15.47	250m 2:51.51	300m 3:29.01	350m 4:01.62	
		33.12	37.19	36.67	36.04	37.50	32.61	32.01
28	3	4	FURLOW Tristan	SAC	◆ 2007	0.64	4:34.00	13.66
	50m 27.90	100m 1:00.87	150m 1:37.47	200m 2:13.01	250m 2:52.08	300m 3:31.85	350m 4:03.52	
		32.97	36.60	35.54	39.07	39.77	31.67	30.48
29	2	1	GARCIA Nico	VT	2002	0.72	4:34.33	13.99
	50m 28.89	100m 1:03.27	150m 1:39.71	200m 2:14.45	250m 2:53.50	300m 3:32.62	350m 4:04.54	
		34.38	36.44	34.74	39.05	39.12	31.92	29.79
30	3	9	KATTAU Caleb	SAND	◆ 2007	0.72	4:34.95	14.61
	50m 27.99	100m 1:00.57	150m 1:36.73	200m 2:12.10	250m 2:52.00	300m 3:32.96	350m 4:04.27	
		32.58	36.16	35.37	39.90	40.96	31.31	30.68
31	2	7	CHIAM Cohen	BSS	2006	0.64	4:35.19	14.85
	50m 28.65	100m 1:02.00	150m 1:39.44	200m 2:15.52	250m 2:53.48	300m 3:31.52	350m 4:04.02	
		33.35	37.44	36.08	37.96	38.04	32.50	31.17
32	1	4	BUCK Connor	PRIN	2003	0.76	4:35.36	15.02
	50m 28.56	100m 1:01.67	150m 1:38.19	200m 2:13.39	250m 2:53.39	300m 3:33.97	350m 4:05.41	
		33.11	36.52	35.20	40.00	40.58	31.44	29.95
33	3	7	SGROI Vito	SYS	◆ 2008	0.68	4:35.78	15.44
	50m 28.84	100m 1:02.66	150m 1:37.74	200m 2:10.42	250m 2:51.40	300m 3:32.96	350m 4:04.71	
		33.82	35.08	32.68	40.98	41.56	31.75	31.07
34	5	1	CAPEN Brayden	ACAD	◆ 2008	0.65	4:35.81	15.47
	50m 28.48	100m 1:01.31	150m 1:36.39	200m 2:10.84	250m 2:50.93	300m 3:31.51	350m 4:04.31	
		32.83	35.08	34.45	40.09	40.58	32.80	31.50
35	6	7	MANTEUFEL Gabriel	SAND	◆ 2007	0.76	4:35.84	15.50
	50m 27.98	100m 1:00.89	150m 1:38.01	200m 2:14.46	250m 2:53.98	300m 3:34.97	350m 4:06.97	
		32.91	37.12	36.45	39.52	40.99	32.00	28.87
36	1	6	KELLERMAN Jason	NBAC	◆ 2007	0.62	4:36.01	15.67
	50m 28.38	100m 1:01.47	150m 1:37.80	200m 2:12.51	250m 2:52.55	300m 3:33.01	350m 4:04.40	
		33.09	36.33	34.71	40.04	40.46	31.39	31.61

Official Timekeeping by Omega





2025 TYR Pro Swim Series

Fort Lauderdale, FL

April 30 - May 3



Event 22

2 MAY 2025 - 12:09 PM

Men's 400m Individual Medley

Heats

Results Summary

Event Number 22

REVISED
2 MAY 13:08

Rank	Heat	Lane	Name	Club Code	Year of Birth	R.T.	Time	Time Behind
37	3	2	KNOPF Chase	CLPR	◆ 2007	0.70	4:36.46	16.12
	50m 28.50	100m 1:00.91	150m 1:36.03	200m 2:10.77	250m 2:52.71	300m 3:34.92	350m 4:05.94	
		32.41	35.12	34.74	41.94	42.21	31.02	30.52
38	1	7	REES William	YY	◆ 2008	0.66	4:37.38	17.04
	50m 28.45	100m 1:01.13	150m 1:38.46	200m 2:14.03	250m 2:53.20	300m 3:32.24	350m 4:05.94	
		32.68	37.33	35.57	39.17	39.04	33.70	31.44
39	5	9	BALVA Arthur	PRIN	2005	0.65	4:37.51	17.17
	50m 27.36	100m 59.20	150m 1:37.18	200m 2:13.81	250m 2:53.88	300m 3:34.43	350m 4:06.70	
		31.84	37.98	36.63	40.07	40.55	32.27	30.81
40	2	9	SHAO Oliver	BAD	◆ 2007	0.67	4:37.99	17.65
	50m 29.66	100m 1:03.18	150m 1:38.88	200m 2:13.49	250m 2:53.67	300m 3:34.53	350m 4:06.79	
		33.52	35.70	34.61	40.18	40.86	32.26	31.20
41	3	3	PELAEZ Leo	UN-IN	2004	0.70	4:38.08	17.74
	50m 28.02	100m 1:00.55	150m 1:37.21	200m 2:13.06	250m 2:54.20	300m 3:35.96	350m 4:08.22	
		32.53	36.66	35.85	41.14	41.76	32.26	29.86
42	2	2	RUSSELL Brock	SFST	2006	0.68	4:38.97	18.63
	50m 29.18	100m 1:02.07	150m 1:39.19	200m 2:15.86	250m 2:54.37	300m 3:33.14	350m 4:06.59	
		32.89	37.12	36.67	38.51	38.77	33.45	32.38
43	5	2	CLONTZ Norvin	MSA	◆ 2007	0.77	4:39.08	18.74
	50m 29.32	100m 1:02.41	150m 1:40.12	200m 2:16.69	250m 2:56.62	300m 3:36.46	350m 4:08.96	
		33.09	37.71	36.57	39.93	39.84	32.50	30.12
44	3	8	PEREIRA Alessandro	AZFL	2006	0.59	4:39.35	19.01
	50m 27.87	100m 59.85	150m 1:35.31	200m 2:10.46	250m 2:49.75	300m 3:30.37	350m 4:04.92	
		31.98	35.46	35.15	39.29	40.62	34.55	34.43
45	3	0	SHINKYO Kai	REV	◆ 2008	0.69	4:39.40	19.06
	50m 28.59	100m 1:01.24	150m 1:39.62	200m 2:15.96	250m 2:54.12	300m 3:32.11	350m 4:06.27	
		32.65	38.38	36.34	38.16	37.99	34.16	33.13
46	4	8	BROWN Joshua	SAND	2003	0.77	4:39.51	19.17
	50m 28.38	100m 1:01.04	150m 1:38.79	200m 2:15.26	250m 2:56.65	300m 3:38.87	350m 4:09.93	
		32.66	37.75	36.47	41.39	42.22	31.06	29.58
47	2	3	FATTA Kaden	YY	2006	0.62	4:40.83	20.49
	50m 28.38	100m 1:00.92	150m 1:39.11	200m 2:16.03	250m 2:55.20	300m 3:35.28	350m 4:09.06	
		32.54	38.19	36.92	39.17	40.08	33.78	31.77
48	1	8	SHOESMITH William	BSS	◆ 2009	0.65	4:42.45	22.11
	50m 28.66	100m 1:01.96	150m 1:39.74	200m 2:16.40	250m 2:56.54	300m 3:36.71	350m 4:10.17	
		33.30	37.78	36.66	40.14	40.17	33.46	32.28
49	1	5	McMECHAN Jason	UN-CO	2002	0.62	4:42.73	22.39
	50m 27.84	100m 1:01.48	150m 1:39.51	200m 2:17.19	250m 2:56.90	300m 3:36.40	350m 4:09.15	
		33.64	38.03	37.68	39.71	39.50	32.75	33.58
50	2	6	CLARK Liam	RAYS	◆ 2007	0.62	4:43.29	22.95
	50m 28.90	100m 1:02.47	150m 1:39.91	200m 2:16.28	250m 2:56.45	300m 3:37.31	350m 4:10.93	
		33.57	37.44	36.37	40.17	40.86	33.62	32.36
51	2	5	GUENTHER Zakary	CAT	◆ 2007	0.62	4:43.42	23.08
	50m 28.79	100m 1:01.45	150m 1:38.62	200m 2:15.11	250m 2:57.28	300m 3:39.63	350m 4:12.61	
		32.66	37.17	36.49	42.17	42.35	32.98	30.81
52	1	2	KUNISAKI Maxwell	NBAC	2006	0.61	4:44.94	24.60
	50m 27.90	100m 1:01.25	150m 1:39.30	200m 2:15.70	250m 2:56.79	300m 3:38.56	350m 4:12.04	
		33.35	38.05	36.40	41.09	41.77	33.48	32.90
53	2	0	MUDADU Noah	SAND	◆ 2007	0.75	4:47.33	26.99
	50m 29.02	100m 1:04.57	150m 1:41.38	200m 2:17.67	250m 3:00.35	300m 3:43.67	350m 4:16.26	
		35.55	36.81	36.29	42.68	43.32	32.59	31.07
	1	3	AYERS Alex	MAC-NC	2005		DNS	
	3	5	VARON Alejandro	LAKR	◆ 2007		DNS	
	5	3	SCHOTT Mitchell	PRIN	2004		DNS	
	5	7	STANTON Baylor	GA	◆ 2007		DNS	
	6	8	ALZATE Santi	MAC-NC	◆ 2008		DSQ	

Official Timekeeping by Omega





2025 TYR Pro Swim Series

Fort Lauderdale, FL

April 30 - May 3



Event 22

2 MAY 2025 - 12:09 PM

Men's 400m Individual Medley

Heats

Results Summary

REVISED
2 MAY 13:08

Event Number 22

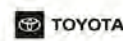
Rank	Heat	Lane	Name	Club Code	Year of Birth	R.T.	Time	Time Behind
------	------	------	------	-----------	---------------	------	------	-------------

Legend:	=	Equal rank	♦	Junior swimmer	A	Qualified for final A	AR	American Record
	B	Qualified for final B	C	Qualified for final C	DNS	Did Not Start	DSQ	Disqualified
	R	Reserve	R.T.	Reaction Time	US	US Open Record	WJ	World Junior Record
	WR	World Record						

REVISED

DQ Heat 4 lane 1 was overturned

Official Timekeeping by Omega





2025 TYR Pro Swim Series

Fort Lauderdale, FL

April 30 - May 3



Event 23

3 MAY 2025 - 3:15 PM

Women's 800m Freestyle

Slowest Heats

Results Summary

After 5 of 6 Heats

	Record	Splits			Name	NAT Code	Location	Date
WR	8:04.79	57.98	1:59.42	4:01.98	LEDECKY Katie	USA	Rio (BRA)	12 AUG 2016
AR	8:04.79	57.98	1:59.42	4:01.98	LEDECKY Katie	USA	Rio de Janeiro (BRA)	12 AUG 2016
US	8:06.68	58.82	2:00.20	4:03.22	LEDECKY Katie	USA	Austin, TX (USA)	17 JAN 2016
WJ	8:11.00	59.44	2:01.48	4:05.70	LEDECKY Katie	USA	Shenandoah (USA)	22 JUN 2014

Slowest Heats

Rank	Heat	Lane	Name	Club Code	Year of Birth	R.T.	Time	Time Behind
1	5	6	MATTES Michaela	FLOR	2005	0.66	8:34.76	
	50m 29.20	100m 1:00.82	150m 1:32.70	200m 2:05.15	250m 2:37.26	300m 3:09.77	350m 3:42.06	400m 4:14.82
		31.62	31.88	32.45	32.11	32.51	32.29	32.76
	450m 4:47.30	500m 5:20.12	550m 5:52.57	600m 6:25.57	650m 6:58.02	700m 7:30.82	750m 8:03.14	
	32.48	32.82	32.45	33.00	32.45	32.80	32.32	31.62
2	5	7	TRAVIS Brooke	TAC	2000	0.68	8:44.83	10.07
	50m 29.99	100m 1:02.65	150m 1:35.34	200m 2:08.22	250m 2:41.17	300m 3:14.19	350m 3:47.09	400m 4:20.38
		32.66	32.69	32.88	32.95	33.02	32.90	33.29
	450m 4:53.48	500m 5:26.91	550m 6:00.27	600m 6:33.69	650m 7:06.85	700m 7:40.12	750m 8:13.45	
	33.10	33.43	33.36	33.42	33.16	33.27	33.33	31.38
3	5	2	DIACONESCU Rebecca	SAND	2006	0.74	8:45.07	10.31
	50m 29.53	100m 1:01.62	150m 1:33.92	200m 2:06.82	250m 2:39.83	300m 3:13.19	350m 3:46.99	400m 4:20.67
		32.09	32.30	32.90	33.01	33.36	33.80	33.68
	450m 4:54.19	500m 5:27.73	550m 6:01.27	600m 6:34.86	650m 7:08.28	700m 7:41.42	750m 8:14.12	
	33.52	33.54	33.54	33.59	33.42	33.14	32.70	30.95
4	5	3	HANSEN Brinkleigh	SPA-FL	◆ 2009	0.79	8:46.19	11.43
	50m 29.11	100m 1:00.78	150m 1:33.59	200m 2:06.51	250m 2:39.69	300m 3:13.27	350m 3:46.96	400m 4:20.58
		31.67	32.81	32.92	33.18	33.58	33.69	33.62
	450m 4:54.32	500m 5:27.98	550m 6:01.37	600m 6:35.22	650m 7:08.96	700m 7:42.70	750m 8:15.49	
	33.74	33.66	33.39	33.85	33.74	33.74	32.79	30.70
5	5	4	COSGROVE Ella	FASTAZ	◆ 2007	0.80	8:46.59	11.83
	50m 30.15	100m 1:03.00	150m 1:36.09	200m 2:09.27	250m 2:42.30	300m 3:15.88	350m 3:49.05	400m 4:22.60
		32.85	33.09	33.18	33.03	33.58	33.17	33.55
	450m 4:55.36	500m 5:28.80	550m 6:01.76	600m 6:35.13	650m 7:08.05	700m 7:41.47	750m 8:14.32	
	32.76	33.44	32.96	33.37	32.92	33.42	32.85	32.27
6	5	5	PENNINGTON Caroline	TAC	2003	0.78	8:48.07	13.31
	50m 29.71	100m 1:02.06	150m 1:34.78	200m 2:07.74	250m 2:40.58	300m 3:13.94	350m 3:47.10	400m 4:20.75
		32.35	32.72	32.96	32.84	33.36	33.16	33.65
	450m 4:53.84	500m 5:27.50	550m 6:01.09	600m 6:34.94	650m 7:08.14	700m 7:41.95	750m 8:15.37	
	33.09	33.66	33.59	33.85	33.20	33.81	33.42	32.70
7	4	5	COLLINS Daisy	NCAC	◆ 2008	0.81	8:49.08	14.32
	50m 30.20	100m 1:03.17	150m 1:36.27	200m 2:09.80	250m 2:43.23	300m 3:16.68	350m 3:50.16	400m 4:23.55
		32.97	33.10	33.53	33.43	33.45	33.48	33.39
	450m 4:57.25	500m 5:30.82	550m 6:04.33	600m 6:37.96	650m 7:11.31	700m 7:44.81	750m 8:17.65	
	33.70	33.57	33.51	33.63	33.35	33.50	32.84	31.43
8	2	4	SHAW Adair	HOOS	2006	0.74	8:49.46	14.70
	50m 29.82	100m 1:02.28	150m 1:35.19	200m 2:08.52	250m 2:41.88	300m 3:15.60	350m 3:49.06	400m 4:22.78
		32.46	32.91	33.33	33.36	33.72	33.46	33.72
	450m 4:56.27	500m 5:30.04	550m 6:03.59	600m 6:36.99	650m 7:10.06	700m 7:43.49	750m 8:16.66	
	33.49	33.77	33.55	33.40	33.07	33.43	33.17	32.80
9	4	4	CUSTER Clare	SYS	◆ 2008	0.73	8:50.55	15.79
	50m 30.98	100m 1:03.42	150m 1:36.25	200m 2:09.66	250m 2:42.78	300m 3:16.29	350m 3:49.65	400m 4:23.21
		32.44	32.83	33.41	33.12	33.51	33.36	33.56
	450m 4:56.61	500m 5:30.13	550m 6:03.61	600m 6:37.38	650m 7:10.66	700m 7:44.72	750m 8:18.05	
	33.40	33.52	33.48	33.77	33.28	34.06	33.33	32.50
10	4	3	ALEGI Grace	SYS	◆ 2009	0.74	8:51.26	16.50
	50m 30.22	100m 1:02.18	150m 1:34.77	200m 2:07.91	250m 2:40.92	300m 3:14.15	350m 3:47.36	400m 4:20.73
		31.96	32.59	33.14	33.01	33.23	33.21	33.37
	450m 4:54.11	500m 5:27.95	550m 6:01.55	600m 6:35.66	650m 7:09.69	700m 7:43.90	750m 8:18.55	
	33.38	33.84	33.60	34.11	34.03	34.21	34.65	32.71
11	3	4	MIEHL Zayda	CAT	◆ 2010	0.84	8:54.69	19.93
	50m 31.02	100m 1:04.38	150m 1:37.71	200m 2:11.63	250m 2:45.04	300m 3:18.87	350m 3:52.33	400m 4:26.17
		33.36	33.33	33.92	33.41	33.83	33.46	33.84
	450m 4:59.71	500m 5:33.58	550m 6:06.89	600m 6:40.96	650m 7:14.23	700m 7:48.13	750m 8:21.29	
	33.54	33.87	33.31	34.07	33.27	33.90	33.16	33.40

Official Timekeeping by Omega





2025 TYR Pro Swim Series

Fort Lauderdale, FL

April 30 - May 3



Event 23

3 MAY 2025 - 3:15 PM

Women's 800m Freestyle

Slowest Heats

Results Summary

After 5 of 6 Heats

Slowest Heats

Rank	Heat	Lane	Name	Club Code	Year of Birth	R.T.	Time	Time Behind
12	5	1	REYNA Alexa	UN-AZ	2005	0.75	8:54.82	20.06
	50m 30.21	100m 1:03.35	150m 1:36.65	200m 2:09.98	250m 2:43.12	300m 3:16.56	350m 3:49.94	400m 4:23.29
		33.14	33.30	33.33	33.14	33.44	33.38	33.35
	450m 4:56.77	500m 5:30.31	550m 6:04.14	600m 6:38.26	650m 7:12.41	700m 7:46.80	750m 8:21.21	
	33.48	33.54	33.83	34.12	34.15	34.39	34.41	33.61
13	5	9	RIVA Izzy	SPA-FL	◆ 2009	0.81	8:55.47	20.71
	50m 30.23	100m 1:02.99	150m 1:36.13	200m 2:10.01	250m 2:43.55	300m 3:17.67	350m 3:51.20	400m 4:25.70
		32.76	33.14	33.88	34.12	34.12	33.53	34.50
	450m 4:59.35	500m 5:33.92	550m 6:07.90	600m 6:42.42	650m 7:16.64	700m 7:50.70	750m 8:22.82	
	33.65	34.57	33.98	34.52	34.22	34.06	32.12	32.65
14	2	6	ZHANG Sarah	REV	◆ 2010	0.65	8:56.50	21.74
	50m 29.79	100m 1:02.49	150m 1:35.80	200m 2:09.64	250m 2:43.33	300m 3:17.41	350m 3:51.17	400m 4:25.60
		32.70	33.31	33.84	33.69	34.08	33.76	34.43
	450m 4:59.57	500m 5:33.95	550m 6:08.07	600m 6:42.29	650m 7:16.30	700m 7:50.33	750m 8:23.74	
	33.97	34.38	34.12	34.22	34.01	34.03	33.41	32.76
15	3	3	HANSEN Karrington	SPA-FL	◆ 2008	0.72	8:57.02	22.26
	50m 29.61	100m 1:02.18	150m 1:35.74	200m 2:09.38	250m 2:43.05	300m 3:17.08	350m 3:50.88	400m 4:24.98
		32.57	33.56	33.64	33.67	34.03	33.80	34.10
	450m 4:59.18	500m 5:33.51	550m 6:07.45	600m 6:41.90	650m 7:16.20	700m 7:50.67	750m 8:24.69	
	34.20	34.33	33.94	34.45	34.30	34.47	34.02	32.33
16	4	9	HARDY Sydney	SYS	◆ 2011	0.77	8:57.58	22.82
	50m 30.53	100m 1:03.73	150m 1:37.05	200m 2:11.27	250m 2:44.82	300m 3:19.28	350m 3:53.24	400m 4:27.77
		33.20	33.32	34.22	33.55	34.46	33.96	34.53
	450m 5:01.85	500m 5:36.25	550m 6:10.42	600m 6:44.96	650m 7:19.01	700m 7:52.80	750m 8:26.08	
	34.08	34.40	34.17	34.54	34.05	33.79	33.28	31.50
17	4	0	ANDERSON Kate	VT	2005	0.70	8:58.88	24.12
	50m 31.13	100m 1:03.98	150m 1:37.37	200m 2:11.20	250m 2:44.91	300m 3:18.78	350m 3:52.66	400m 4:26.53
		32.85	33.39	33.83	33.71	33.87	33.88	33.87
	450m 5:00.58	500m 5:34.80	550m 6:08.88	600m 6:43.27	650m 7:17.38	700m 7:51.54	750m 8:25.53	
	34.05	34.22	34.08	34.39	34.11	34.16	33.99	33.35
18	3	5	GWINN Applejean	SAND	2006	0.74	9:01.38	26.62
	50m 31.27	100m 1:05.05	150m 1:39.20	200m 2:13.40	250m 2:47.90	300m 3:21.79	350m 3:55.65	400m 4:29.57
		33.78	34.15	34.20	34.50	33.89	33.86	33.92
	450m 5:03.60	500m 5:37.79	550m 6:11.94	600m 6:46.21	650m 7:20.16	700m 7:54.66	750m 8:28.38	
	34.03	34.19	34.15	34.27	33.95	34.50	33.72	33.00
19	3	6	KLEIN Neala	BSS	◆ 2007	0.76	9:03.70	28.94
	50m 30.59	100m 1:03.76	150m 1:37.55	200m 2:11.84	250m 2:45.95	300m 3:20.40	350m 3:54.63	400m 4:29.18
		33.17	33.79	34.29	34.11	34.45	34.23	34.55
	450m 5:03.52	500m 5:37.83	550m 6:12.19	600m 6:46.70	650m 7:21.24	700m 7:56.08	750m 8:30.27	
	34.34	34.31	34.36	34.51	34.54	34.84	34.19	33.43
20	2	9	HAGER Averie	SASA	◆ 2007	0.70	9:04.00	29.24
	50m 30.72	100m 1:05.00	150m 1:39.96	200m 2:14.69	250m 2:49.13	300m 3:23.87	350m 3:58.31	400m 4:32.41
		34.28	34.96	34.73	34.44	34.74	34.44	34.10
	450m 5:06.80	500m 5:40.96	550m 6:15.26	600m 6:49.69	650m 7:23.92	700m 7:57.91	750m 8:31.73	
	34.39	34.16	34.30	34.43	34.23	33.99	33.82	32.27
21	4	7	LEPAGE Charlotte	MAC-NC	◆ 2007	0.69	9:04.34	29.58
	50m 30.65	100m 1:04.70	150m 1:38.69	200m 2:13.06	250m 2:46.93	300m 3:21.04	350m 3:55.41	400m 4:30.23
		34.05	33.99	34.37	33.87	34.11	34.37	34.82
	450m 5:04.38	500m 5:38.99	550m 6:13.40	600m 6:48.13	650m 7:21.62	700m 7:56.06	750m 8:30.49	
	34.15	34.61	34.41	34.73	33.49	34.44	34.43	33.85
22	1	2	FOX Megan	UN-NJ	2003	0.77	9:04.41	29.65
	50m 32.07	100m 1:07.10	150m 1:41.24	200m 2:15.87	250m 2:49.46	300m 3:23.75	350m 3:57.71	400m 4:31.81
		35.03	34.14	34.63	33.59	34.29	33.96	34.10
	450m 5:05.62	500m 5:40.04	550m 6:13.92	600m 6:48.02	650m 7:21.69	700m 7:56.63	750m 8:30.98	
	33.81	34.42	33.88	34.10	33.67	34.94	34.35	33.43
23	3	9	MOORE Morgan	PSU	2004	0.78	9:04.54	29.78
	50m 31.44	100m 1:05.39	150m 1:39.60	200m 2:13.82	250m 2:47.92	300m 3:22.33	350m 3:56.93	400m 4:31.19
		33.95	34.21	34.22	34.10	34.41	34.60	34.26
	450m 5:05.51	500m 5:39.91	550m 6:14.78	600m 6:49.07	650m 7:23.60	700m 7:57.64	750m 8:32.54	
	34.32	34.40	34.87	34.29	34.53	34.04	34.90	32.00

Official Timekeeping by Omega





2025 TYR Pro Swim Series

Fort Lauderdale, FL

April 30 - May 3



Event 23

3 MAY 2025 - 3:15 PM

Women's 800m Freestyle

Slowest Heats

Results Summary

After 5 of 6 Heats

Slowest Heats

Rank	Heat	Lane	Name	Club Code	Year of Birth	R.T.	Time	Time Behind
24	2	0	COTE Mariana	YSF	2005	0.66	9:06.79	32.03
	50m 31.72	100m 1:05.73	150m 1:39.73	200m 2:13.91	250m 2:48.10	300m 3:22.59	350m 3:57.03	400m 4:31.54
		34.01	34.00	34.18	34.19	34.49	34.44	34.51
	450m 5:05.71	500m 5:40.05	550m 6:14.49	600m 6:49.37	650m 7:23.97	700m 7:58.75	750m 8:33.11	
	34.17	34.34	34.44	34.88	34.60	34.78	34.36	33.68
25	3	0	ROBIE Jessica	SYS	◆ 2007	0.67	9:06.92	32.16
	50m 31.76	100m 1:05.37	150m 1:39.75	200m 2:13.85	250m 2:48.24	300m 3:21.99	350m 3:56.25	400m 4:30.08
		33.61	34.38	34.10	34.39	33.75	34.26	33.83
	450m 5:04.42	500m 5:38.42	550m 6:12.80	600m 6:47.20	650m 7:22.60	700m 7:57.44	750m 8:32.59	
	34.34	34.00	34.38	34.40	35.40	34.84	35.15	34.33
26	3	7	BARROWMAN Harper	DREX	2006	0.80	9:07.45	32.69
	50m 30.90	100m 1:05.09	150m 1:39.71	200m 2:13.75	250m 2:47.82	300m 3:21.99	350m 3:56.04	400m 4:30.71
		34.19	34.62	34.04	34.07	34.17	34.05	34.67
	450m 5:05.19	500m 5:39.92	550m 6:14.56	600m 6:49.62	650m 7:24.58	700m 7:59.61	750m 8:34.17	
	34.48	34.73	34.64	35.06	34.96	35.03	34.56	33.28
27	3	2	WILSON Izzy	SOFL	2006	0.72	9:07.72	32.96
	50m 30.93	100m 1:04.60	150m 1:38.64	200m 2:13.06	250m 2:47.21	300m 3:21.63	350m 3:56.02	400m 4:30.88
		33.67	34.04	34.42	34.15	34.42	34.39	34.86
	450m 5:05.68	500m 5:40.42	550m 6:15.27	600m 6:50.22	650m 7:24.98	700m 7:59.90	750m 8:34.50	
	34.80	34.74	34.85	34.95	34.76	34.92	34.60	33.22
28	4	6	MILBAUM Lolly	SYS	◆ 2007	0.61	9:07.78	33.02
	50m 30.58	100m 1:04.12	150m 1:37.84	200m 2:12.22	250m 2:46.15	300m 3:21.00	350m 3:55.26	400m 4:30.18
		33.54	33.72	34.38	33.93	34.85	34.26	34.92
	450m 5:04.67	500m 5:39.60	550m 6:14.07	600m 6:49.08	650m 7:23.81	700m 7:59.01	750m 8:33.47	
	34.49	34.93	34.47	35.01	34.73	35.20	34.46	34.31
29	2	2	SAYBOLT Elnor	NCAP	◆ 2009	0.78	9:08.03	33.27
	50m 31.41	100m 1:05.21	150m 1:39.26	200m 2:13.63	250m 2:47.66	300m 3:22.24	350m 3:56.66	400m 4:31.60
		33.80	34.05	34.37	34.03	34.58	34.42	34.94
	450m 5:06.27	500m 5:41.38	550m 6:15.96	600m 6:51.27	650m 7:25.75	700m 8:00.59	750m 8:34.70	
	34.67	35.11	34.58	35.31	34.48	34.84	34.11	33.33
30	3	1	KRSTOLIC Lilliana	LAKR	◆ 2008	0.61	9:08.47	33.71
	50m 31.03	100m 1:05.12	150m 1:39.55	200m 2:14.02	250m 2:48.60	300m 3:23.20	350m 3:57.33	400m 4:31.90
		34.09	34.43	34.47	34.58	34.60	34.13	34.57
	450m 5:06.22	500m 5:40.65	550m 6:15.37	600m 6:50.21	650m 7:25.27	700m 7:59.90	750m 8:34.68	
	34.32	34.43	34.72	34.84	35.06	34.63	34.78	33.79
=31	1	7	TOWN Annabeth	HRA	◆ 2009	0.87	9:09.17	34.41
	50m 30.94	100m 1:06.08	150m 1:40.50	200m 2:15.40	250m 2:50.50	300m 3:25.71	350m 4:00.45	400m 4:35.50
		35.14	34.42	34.90	35.10	35.21	34.74	35.05
	450m 5:09.99	500m 5:44.86	550m 6:19.03	600m 6:53.66	650m 7:27.73	700m 8:02.30	750m 8:35.59	
	34.49	34.87	34.17	34.63	34.07	34.57	33.29	33.58
=31	4	2	FJARE Zoie	SPA-FL	◆ 2008	0.78	9:09.17	34.41
	50m 31.11	100m 1:05.07	150m 1:39.30	200m 2:13.95	250m 2:48.20	300m 3:23.07	350m 3:57.51	400m 4:32.52
		33.96	34.23	34.65	34.25	34.87	34.44	35.01
	450m 5:06.96	500m 5:41.97	550m 6:16.76	600m 6:51.75	650m 7:26.48	700m 8:01.17	750m 8:35.46	
	34.44	35.01	34.79	34.99	34.73	34.69	34.29	33.71
33	2	1	DIETRICH Kaylee	TAC	◆ 2009	0.66	9:09.89	35.13
	50m 31.90	100m 1:05.86	150m 1:40.20	200m 2:14.54	250m 2:48.96	300m 3:23.22	350m 3:57.92	400m 4:32.58
		33.96	34.34	34.34	34.42	34.26	34.70	34.66
	450m 5:07.21	500m 5:42.21	550m 6:16.88	600m 6:51.94	650m 7:26.63	700m 8:01.67	750m 8:36.30	
	34.63	35.00	34.67	35.06	34.69	35.04	34.63	33.59
34	4	1	MUNDEE Isabelle	UN-NE	2006	0.69	9:11.38	36.62
	50m 31.28	100m 1:04.26	150m 1:38.08	200m 2:12.12	250m 2:46.00	300m 3:20.27	350m 3:54.92	400m 4:29.74
		32.98	33.82	34.04	33.88	34.27	34.65	34.82
	450m 5:04.80	500m 5:40.12	550m 6:15.32	600m 6:50.55	650m 7:25.84	700m 8:00.99	750m 8:36.61	
	35.06	35.32	35.20	35.23	35.29	35.15	35.62	34.77
35	4	8	TRAMONTANA Bella	SAND	2006	0.81	9:13.11	38.35
	50m 32.15	100m 1:06.39	150m 1:40.90	200m 2:15.83	250m 2:50.43	300m 3:25.10	350m 3:59.91	400m 4:34.82
		34.24	34.51	34.93	34.60	34.67	34.81	34.91
	450m 5:09.31	500m 5:44.33	550m 6:19.30	600m 6:54.55	650m 7:29.34	700m 8:04.35	750m 8:38.92	
	34.49	35.02	34.97	35.25	34.79	35.01	34.57	34.19

Official Timekeeping by Omega





2025 TYR Pro Swim Series

Fort Lauderdale, FL

April 30 - May 3



Event 23

3 MAY 2025 - 3:15 PM

Women's 800m Freestyle

Slowest Heats

Results Summary

After 5 of 6 Heats

Slowest Heats

Rank	Heat	Lane	Name	Club Code	Year of Birth	R.T.	Time	Time Behind
36	5	0	NEACE Clarke	MAC-NC	◆ 2007	0.79	9:13.17	38.41
	50m 30.60	100m 1:04.21	150m 1:37.78	200m 2:12.70	250m 2:46.93	300m 3:22.04	350m 3:56.94	400m 4:32.46
		33.61	33.57	34.92	34.23	35.11	34.90	35.52
	450m 5:07.78	500m 5:43.10	550m 6:18.20	600m 6:54.32	650m 7:29.18	700m 8:04.81	750m 8:39.40	
	35.32	35.32	35.10	36.12	34.86	35.63	34.59	33.77
37	5	8	CSULAK Lia	UN-AZ	2005	0.76	9:15.02	40.26
	50m 31.79	100m 1:06.42	150m 1:40.83	200m 2:16.09	250m 2:50.41	300m 3:25.79	350m 4:00.22	400m 4:35.80
		34.63	34.41	35.26	34.32	35.38	34.43	35.58
	450m 5:10.25	500m 5:45.84	550m 6:20.19	600m 6:55.77	650m 7:30.26	700m 8:05.96	750m 8:40.27	
	34.45	35.59	34.35	35.58	34.49	35.70	34.31	34.75
38	1	8	METZ Veronica	WOW	◆ 2010	0.73	9:16.98	42.22
	50m 30.37	100m 1:04.13	150m 1:38.50	200m 2:13.71	250m 2:48.43	300m 3:24.04	350m 3:59.10	400m 4:34.94
		33.76	34.37	35.21	34.72	35.61	35.06	35.84
	450m 5:10.16	500m 5:46.07	550m 6:21.43	600m 6:57.43	650m 7:33.11	700m 8:09.46	750m 8:44.46	
	35.22	35.91	35.36	36.00	35.68	36.35	35.00	32.52
39	2	8	BRENNAN Maddy	PAA	◆ 2008	0.83	9:17.03	42.27
	50m 30.94	100m 1:05.51	150m 1:40.85	200m 2:16.37	250m 2:51.91	300m 3:27.62	350m 4:03.09	400m 4:38.57
		34.57	35.34	35.52	35.54	35.71	35.47	35.48
	450m 5:13.68	500m 5:49.12	550m 6:23.89	600m 6:58.97	650m 7:33.28	700m 8:08.73	750m 8:43.11	
	35.11	35.44	34.77	35.08	34.31	35.45	34.38	33.92
40	2	3	HARTEL Lauren	BHA	2004	0.73	9:17.11	42.35
	50m 30.94	100m 1:04.28	150m 1:38.11	200m 2:12.68	250m 2:47.18	300m 3:22.67	350m 3:57.91	400m 4:33.53
		33.34	33.83	34.57	34.50	35.49	35.24	35.62
	450m 5:08.87	500m 5:44.60	550m 6:20.01	600m 6:56.05	650m 7:31.78	700m 8:07.91	750m 8:43.05	
	35.34	35.73	35.41	36.04	35.73	36.13	35.14	34.06
41	1	4	STRICKLAND Ginger	NCAP	◆ 2009	0.82	9:17.45	42.69
	50m 31.41	100m 1:06.07	150m 1:40.74	200m 2:15.84	250m 2:50.21	300m 3:25.10	350m 3:59.57	400m 4:34.57
		34.66	34.67	35.10	34.37	34.89	34.47	35.00
	450m 5:09.17	500m 5:44.66	550m 6:19.88	600m 6:55.68	650m 7:31.25	700m 8:07.35	750m 8:42.57	
	34.60	35.49	35.22	35.80	35.57	36.10	35.22	34.88
42	1	0	ROGERS Caroline	CS	◆ 2009	0.79	9:18.63	43.87
	50m 32.10	100m 1:06.76	150m 1:41.22	200m 2:15.93	250m 2:50.34	300m 3:24.77	350m 3:59.67	400m 4:34.65
		34.66	34.46	34.71	34.41	34.43	34.90	34.98
	450m 5:09.80	500m 5:45.20	550m 6:20.95	600m 6:56.96	650m 7:32.95	700m 8:08.64	750m 8:44.32	
	35.15	35.40	35.75	36.01	35.99	35.69	35.68	34.31
43	2	5	MOULSON Vivian	CRIM	◆ 2008	0.79	9:18.99	44.23
	50m 30.81	100m 1:04.98	150m 1:39.19	200m 2:13.90	250m 2:48.70	300m 3:24.05	350m 3:59.11	400m 4:34.65
		34.17	34.21	34.71	34.80	35.35	35.06	35.54
	450m 5:09.88	500m 5:45.44	550m 6:20.82	600m 6:56.74	650m 7:32.36	700m 8:08.37	750m 8:43.71	
	35.23	35.56	35.38	35.92	35.62	36.01	35.34	35.28
44	2	7	GLEDHILL Gemma	SYS	◆ 2008	0.72	9:20.29	45.53
	50m 30.92	100m 1:05.19	150m 1:38.99	200m 2:14.94	250m 2:49.57	300m 3:25.21	350m 4:00.51	400m 4:36.46
		34.27	33.80	35.95	34.63	35.64	35.30	35.95
	450m 5:12.31	500m 5:48.46	550m 6:23.80	600m 6:59.85	650m 7:34.91	700m 8:10.87	750m 8:45.74	
	35.85	36.15	35.34	36.05	35.06	35.96	34.87	34.55
45	1	5	PHIFER Izzy	YY	◆ 2007	0.89	9:21.88	47.12
	50m 32.42	100m 1:07.91	150m 1:43.31	200m 2:19.02	250m 2:54.69	300m 3:30.63	350m 4:05.99	400m 4:41.72
		35.49	35.40	35.71	35.67	35.94	35.36	35.73
	450m 5:17.04	500m 5:52.54	550m 6:27.59	600m 7:02.93	650m 7:37.57	700m 8:12.73	750m 8:47.26	
	35.32	35.50	35.05	35.34	34.64	35.16	34.53	34.62
46	1	3	VERCOLLONE Ava	NBAC	◆ 2008	0.79	9:22.54	47.78
	50m 31.70	100m 1:06.76	150m 1:41.63	200m 2:17.24	250m 2:52.89	300m 3:28.72	350m 4:04.30	400m 4:40.26
		35.06	34.87	35.61	35.65	35.83	35.58	35.96
	450m 5:16.11	500m 5:51.76	550m 6:27.47	600m 7:03.20	650m 7:38.65	700m 8:14.10	750m 8:49.53	
	35.85	35.65	35.71	35.73	35.45	35.45	35.43	33.01
47	1	6	FULLER Ava	GSC-FL	2006	0.77	9:22.89	48.13
	50m 31.15	100m 1:05.55	150m 1:40.22	200m 2:15.55	250m 2:50.95	300m 3:26.74	350m 4:02.55	400m 4:38.56
		34.40	34.67	35.33	35.40	35.79	35.81	36.01
	450m 5:14.64	500m 5:50.47	550m 6:26.39	600m 7:01.91	650m 7:37.35	700m 8:13.31	750m 8:48.30	
	36.08	35.83	35.92	35.52	35.44	35.96	34.99	34.59

Official Timekeeping by Omega





2025 TYR Pro Swim Series

Fort Lauderdale, FL

April 30 - May 3



Event 23

3 MAY 2025 - 3:15 PM

Women's 800m Freestyle

Slowest Heats

Results Summary

After 5 of 6 Heats

Slowest Heats

Rank	Heat	Lane	Name	Club Code	Year of Birth	R.T.	Time	Time Behind
48	3	8	SIMMONS Alexa	NTRO	◆ 2008	0.76	9:23.13	48.37
	50m 31.36	100m 1:06.01	150m 1:40.88	200m 2:16.69	250m 2:51.87	300m 3:27.54	350m 4:02.95	400m 4:38.77
		34.65	34.87	35.81	35.18	35.67	35.41	35.82
	450m 5:14.37	500m 5:50.25	550m 6:26.18	600m 7:02.16	650m 7:38.00	700m 8:13.77	750m 8:48.91	
	35.60	35.88	35.93	35.98	35.84	35.77	35.14	34.22
49	1	1	PICKERT Rebecca	EKC	◆ 2007	0.72	9:31.87	57.11
	50m 32.62	100m 1:07.65	150m 1:43.13	200m 2:19.12	250m 2:55.27	300m 3:31.19	350m 4:07.31	400m 4:43.56
		35.03	35.48	35.99	36.15	35.92	36.12	36.25
	450m 5:19.75	500m 5:56.05	550m 6:32.37	600m 7:08.64	650m 7:44.40	700m 8:20.31	750m 8:56.82	
	36.19	36.30	36.32	36.27	35.76	35.91	36.51	35.05

Legend:							
=	Equal rank	◆	Junior swimmer	AR	American Record	R.T.	Reaction Time
US	US Open Record	WJ	World Junior Record	WR	World Record		

Official Timekeeping by Omega





2025 TYR Pro Swim Series

Fort Lauderdale, FL

April 30 - May 3



Event 24

3 MAY 2025 - 3:34 PM

Men's 800m Freestyle

Slowest Heats

Results Summary

After 4 of 5 Heats

	Record	Splits			Name	NAT Code	Location	Date
WR	7:32.12	55.20	1:52.55	3:46.79	ZHANG Lin	CHN	Rome (ITA)	29 JUL 2009
AR	7:38.67	55.19	1:52.83	3:48.76	FINKE Bobby	SPA-FL	Fukuoka (JPN)	26 JUL 2023
US	7:40.34	55.76	1:53.76	3:50.20	FINKE Bobby	SPA-FL	Indianapolis, IN (USA)	1 JUL 2023
WJ	7:43.37	56.29	1:55.08	3:52.94	GALOSSO Lorenzo	ITA	Rome (ITA)	13 AUG 2022

Slowest Heats

Rank	Heat	Lane	Name	Club Code	Year of Birth	R.T.	Time	Time Behind
1	3	3	CHEREPANOV Lev	AZFL	2001	0.68	8:15.23	
	50m 28.65	100m 59.99	150m 1:31.31	200m 2:02.67	250m 2:33.80	300m 3:05.56	350m 3:37.02	400m 4:08.33
		31.34	31.32	31.36	31.13	31.76	31.46	31.31
	450m 4:39.56	500m 5:10.98	550m 5:42.43	600m 6:13.87	650m 6:44.99	700m 7:16.25	750m 7:46.36	
	31.23	31.42	31.45	31.44	31.12	31.26	30.11	28.87
2	3	5	BUCK Connor	PRIN	2003	0.72	8:15.38	0.15
	50m 28.67	100m 59.70	150m 1:30.81	200m 2:02.39	250m 2:33.52	300m 3:05.09	350m 3:36.22	400m 4:07.86
		31.03	31.11	31.58	31.13	31.57	31.13	31.64
	450m 4:39.08	500m 5:10.70	550m 5:41.77	600m 6:13.29	650m 6:44.51	700m 7:15.49	750m 7:46.03	
	31.22	31.62	31.07	31.52	31.22	30.98	30.54	29.35
3	3	1	YWANAGA PAPI Adrian	AZFL	2004	0.71	8:16.42	1.19
	50m 29.33	100m 1:00.47	150m 1:31.93	200m 2:03.50	250m 2:34.87	300m 3:06.47	350m 3:37.76	400m 4:09.09
		31.14	31.46	31.57	31.37	31.60	31.29	31.33
	450m 4:40.39	500m 5:11.70	550m 5:42.64	600m 6:13.88	650m 6:44.76	700m 7:15.91	750m 7:46.37	
	31.30	31.31	30.94	31.24	30.88	31.15	30.46	30.05
4	2	2	KULP Charlie	LIFENJ	◆ 2007	0.69	8:16.98	1.75
	50m 27.21	100m 57.16	150m 1:27.42	200m 1:58.21	250m 2:29.21	300m 3:00.65	350m 3:32.10	400m 4:03.83
		29.95	30.26	30.79	31.00	31.44	31.45	31.73
	450m 4:35.64	500m 5:07.35	550m 5:39.44	600m 6:11.26	650m 6:43.44	700m 7:15.22	750m 7:46.90	
	31.81	31.71	32.09	31.82	32.18	31.78	31.68	30.08
5	3	0	IRWIN Jackson	SRQ	◆ 2008	0.67	8:18.21	2.98
	50m 28.90	100m 1:00.20	150m 1:31.64	200m 2:03.16	250m 2:34.92	300m 3:06.49	350m 3:37.89	400m 4:09.31
		31.30	31.44	31.52	31.76	31.57	31.40	31.42
	450m 4:40.84	500m 5:12.25	550m 5:43.66	600m 6:14.82	650m 6:45.99	700m 7:16.89	750m 7:47.99	
	31.53	31.41	31.41	31.16	31.17	30.90	31.10	30.22
6	3	8	SHOEMAKER Henry	SRQ	2006	0.74	8:19.45	4.22
	50m 28.75	100m 59.85	150m 1:31.26	200m 2:02.69	250m 2:33.81	300m 3:05.13	350m 3:36.43	400m 4:07.83
		31.10	31.41	31.43	31.12	31.32	31.30	31.40
	450m 4:39.20	500m 5:10.83	550m 5:42.33	600m 6:14.30	650m 6:45.87	700m 7:18.03	750m 7:49.04	
	31.37	31.63	31.50	31.97	31.57	32.16	31.01	30.41
7	2	7	BALVA Arthur	PRIN	2005	0.63	8:19.61	4.38
	50m 26.66	100m 58.35	150m 1:29.45	200m 2:00.74	250m 2:32.34	300m 3:03.84	350m 3:35.44	400m 4:07.42
		31.69	31.10	31.29	31.60	31.50	31.60	31.98
	450m 4:39.07	500m 5:10.93	550m 5:42.59	600m 6:14.79	650m 6:46.52	700m 7:17.95	750m 7:49.47	
	31.65	31.86	31.66	32.20	31.73	31.43	31.52	30.14
8	4	5	KING Ryan	UN-AZ	2003	0.66	8:20.82	5.59
	50m 28.01	100m 59.58	150m 1:31.06	200m 2:03.01	250m 2:34.67	300m 3:06.70	350m 3:38.04	400m 4:10.05
		31.57	31.48	31.95	31.66	32.03	31.34	32.01
	450m 4:41.42	500m 5:13.29	550m 5:44.77	600m 6:16.60	650m 6:48.04	700m 7:19.82	750m 7:50.67	
	31.37	31.87	31.48	31.83	31.44	31.78	30.85	30.15
9	4	3	BRUNO Andre	AZFL	2005	0.67	8:22.04	6.81
	50m 28.89	100m 59.83	150m 1:31.27	200m 2:02.92	250m 2:34.64	300m 3:06.98	350m 3:38.75	400m 4:10.76
		30.94	31.44	31.65	31.72	32.34	31.77	32.01
	450m 4:42.51	500m 5:14.41	550m 5:46.17	600m 6:18.05	650m 6:49.64	700m 7:21.54	750m 7:52.32	
	31.75	31.90	31.76	31.88	31.59	31.90	30.78	29.72
10	2	0	SENEKAL Denzo	BD	◆ 2010	0.69	8:22.33	7.10
	50m 28.27	100m 58.62	150m 1:30.10	200m 2:01.77	250m 2:33.44	300m 3:05.65	350m 3:37.65	400m 4:09.73
		30.35	31.48	31.67	31.67	32.21	32.00	32.08
	450m 4:41.94	500m 5:14.05	550m 5:46.17	600m 6:18.37	650m 6:50.06	700m 7:22.03	750m 7:53.37	
	32.21	32.11	32.12	32.20	31.69	31.97	31.34	28.96
11	4	7	ALZATE Santi	MAC-NC	◆ 2008	0.71	8:22.51	7.28
	50m 26.23	100m 58.67	150m 1:29.56	200m 2:01.08	250m 2:32.42	300m 3:04.15	350m 3:35.73	400m 4:07.80
		32.44	30.89	31.52	31.34	31.73	31.58	32.07
	450m 4:39.58	500m 5:11.81	550m 5:43.77	600m 6:16.21	650m 6:47.80	700m 7:20.13	750m 7:51.57	
	31.78	32.23	31.96	32.44	31.59	32.33	31.44	30.94

Official Timekeeping by Omega





2025 TYR Pro Swim Series

Fort Lauderdale, FL

April 30 - May 3



Event 24

3 MAY 2025 - 3:34 PM

Men's 800m Freestyle

Slowest Heats

Results Summary

After 4 of 5 Heats

Slowest Heats

Rank	Heat	Lane	Name	Club Code	Year of Birth	R.T.	Time	Time Behind
12	4	1	HEHENBERGER Cobe	SPA-FL	◆ 2009	0.73	8:22.72	7.49
	50m 28.26	100m 58.18	150m 1:28.85	200m 1:59.59	250m 2:30.97	300m 3:02.46	350m 3:34.66	400m 4:06.54
		29.92	30.67	30.74	31.38	31.49	32.20	31.88
	450m 4:38.86	500m 5:10.92	550m 5:43.64	600m 6:15.67	650m 6:48.17	700m 7:19.93	750m 7:52.15	
	32.32	32.06	32.72	32.03	32.50	31.76	32.22	30.57
13	2	1	SHAO Oliver	BAD	◆ 2007	0.66	8:23.06	7.83
	50m 28.44	100m 59.20	150m 1:30.57	200m 2:02.15	250m 2:33.69	300m 3:05.53	350m 3:37.50	400m 4:09.37
		30.76	31.37	31.58	31.54	31.84	31.97	31.87
	450m 4:41.57	500m 5:13.47	550m 5:45.55	600m 6:17.51	650m 6:49.80	700m 7:21.48	750m 7:53.02	
	32.20	31.90	32.08	31.96	32.29	31.68	31.54	30.04
14	3	4	ANSELM Rylan	PSU	2005	0.69	8:24.03	8.80
	50m 27.84	100m 59.19	150m 1:30.79	200m 2:02.76	250m 2:34.31	300m 3:06.33	350m 3:37.92	400m 4:09.61
		31.35	31.60	31.97	31.55	32.02	31.59	31.69
	450m 4:41.47	500m 5:13.68	550m 5:45.49	600m 6:17.38	650m 6:49.06	700m 7:20.91	750m 7:52.93	
	31.86	32.21	31.81	31.89	31.68	31.85	32.02	31.10
15	1	4	MADHAVAN Vedaant	VT	2005	0.64	8:24.49	9.26
	50m 28.42	100m 59.94	150m 1:31.48	200m 2:03.90	250m 2:35.82	300m 3:08.36	350m 3:40.44	400m 4:12.88
		31.52	31.54	32.42	31.92	32.54	32.08	32.44
	450m 4:44.08	500m 5:16.00	550m 5:47.69	600m 6:20.05	650m 6:51.87	700m 7:24.11	750m 7:55.50	
	31.20	31.92	31.69	32.36	31.82	32.24	31.39	28.99
16	1	1	KOKIDKO Nicolas	MACM	◆ 2009	0.66	8:24.58	9.35
	50m 27.55	100m 57.82	150m 1:29.50	200m 2:00.85	250m 2:32.71	300m 3:04.66	350m 3:36.80	400m 4:08.85
		30.27	31.68	31.35	31.86	31.95	32.14	32.05
	450m 4:41.08	500m 5:13.09	550m 5:45.28	600m 6:18.03	650m 6:50.46	700m 7:22.32	750m 7:54.05	
	32.23	32.01	32.19	32.75	32.43	31.86	31.73	30.53
17	4	2	PLATTS-MILLS Ian	NCAC	◆ 2007	0.71	8:24.60	9.37
	50m 28.54	100m 59.49	150m 1:31.04	200m 2:03.26	250m 2:35.25	300m 3:07.50	350m 3:39.59	400m 4:11.99
		30.95	31.55	32.22	31.99	32.25	32.09	32.40
	450m 4:44.26	500m 5:16.68	550m 5:48.69	600m 6:20.60	650m 6:52.24	700m 7:23.79	750m 7:55.02	
	32.27	32.42	32.01	31.91	31.64	31.55	31.23	29.58
18	1	5	EADDY Joey	REV	◆ 2010	0.77	8:25.09	9.86
	50m 28.29	100m 59.27	150m 1:30.64	200m 2:02.74	250m 2:34.86	300m 3:07.12	350m 3:39.25	400m 4:11.59
		30.98	31.37	32.10	32.12	32.26	32.13	32.34
	450m 4:43.75	500m 5:16.11	550m 5:48.46	600m 6:20.65	650m 6:52.51	700m 7:24.40	750m 7:55.49	
	32.16	32.36	32.35	32.19	31.86	31.89	31.09	29.60
19	1	2	SHOESMITH William	BSS	◆ 2009	0.70	8:26.44	11.21
	50m 28.48	100m 59.18	150m 1:30.64	200m 2:02.30	250m 2:34.01	300m 3:05.91	350m 3:37.93	400m 4:10.12
		30.70	31.46	31.66	31.71	31.90	32.02	32.19
	450m 4:42.35	500m 5:14.72	550m 5:47.05	600m 6:19.45	650m 6:51.95	700m 7:24.27	750m 7:56.38	
	32.23	32.37	32.33	32.40	32.50	32.32	32.11	30.06
20	4	6	PELAEZ Leo	UN-IN	2004	0.71	8:26.49	11.26
	50m 27.82	100m 58.18	150m 1:29.17	200m 2:01.08	250m 2:32.77	300m 3:05.09	350m 3:36.82	400m 4:08.85
		30.36	30.99	31.91	31.69	32.32	31.73	32.03
	450m 4:40.18	500m 5:12.41	550m 5:44.68	600m 6:17.20	650m 6:49.36	700m 7:21.22	750m 7:53.64	
	31.33	32.23	32.27	32.52	32.16	31.86	32.42	32.85
21	2	5	DEBRUIN Jackson	SYS	◆ 2008	0.70	8:28.89	13.66
	50m 28.51	100m 59.97	150m 1:31.39	200m 2:03.16	250m 2:34.88	300m 3:07.14	350m 3:39.29	400m 4:11.56
		31.46	31.42	31.77	31.72	32.26	32.15	32.27
	450m 4:43.79	500m 5:16.13	550m 5:48.66	600m 6:21.40	650m 6:53.86	700m 7:26.30	750m 7:58.22	
	32.23	32.34	32.53	32.74	32.46	32.44	31.92	30.67
22	2	3	VEGA Alberto	CRC	2005	0.67	8:29.36	14.13
	50m 28.80	100m 1:00.72	150m 1:32.63	200m 2:04.83	250m 2:36.77	300m 3:09.14	350m 3:41.59	400m 4:14.21
		31.92	31.91	32.20	31.94	32.37	32.45	32.62
	450m 4:46.36	500m 5:18.83	550m 5:51.32	600m 6:23.82	650m 6:55.81	700m 7:28.38	750m 8:00.07	
	32.15	32.47	32.49	32.50	31.99	32.57	31.69	29.29
23	3	2	MARCUS Max	PRIN	◆ 2007	0.63	8:31.15	15.92
	50m 28.48	100m 59.50	150m 1:31.23	200m 2:03.13	250m 2:34.65	300m 3:06.46	350m 3:38.20	400m 4:10.66
		31.02	31.73	31.90	31.52	31.81	31.74	32.46
	450m 4:42.49	500m 5:14.43	550m 5:47.07	600m 6:19.68	650m 6:52.72	700m 7:25.82	750m 7:59.20	
	31.83	31.94	32.64	32.61	33.04	33.10	33.38	31.95

Official Timekeeping by Omega





2025 TYR Pro Swim Series

Fort Lauderdale, FL

April 30 - May 3



Event 24

3 MAY 2025 - 3:34 PM

Men's 800m Freestyle

Slowest Heats

Results Summary

After 4 of 5 Heats

Slowest Heats

Rank	Heat	Lane	Name	Club Code	Year of Birth	R.T.	Time	Time Behind
24	2	6	EGELAND Landon	BEND	2006	0.77	8:33.36	18.13
	50m 28.78	100m 1:00.71	150m 1:33.01	200m 2:05.57	250m 2:37.84	300m 3:10.43	350m 3:43.28	400m 4:15.93
		31.93	32.30	32.56	32.27	32.59	32.85	32.65
	450m 4:48.20	500m 5:20.56	550m 5:53.04	600m 6:25.54	650m 6:57.56	700m 7:29.95	750m 8:02.06	
	32.27	32.36	32.48	32.50	32.02	32.39	32.11	31.30
25	4	0	BRIGMAN Dillon	BSS	◆ 2008	0.61	8:34.10	18.87
	50m 28.59	100m 59.33	150m 1:30.87	200m 2:02.95	250m 2:35.30	300m 3:07.62	350m 3:40.06	400m 4:13.04
		30.74	31.54	32.08	32.35	32.32	32.44	32.98
	450m 4:45.67	500m 5:18.79	550m 5:51.55	600m 6:24.61	650m 6:57.19	700m 7:30.25	750m 8:02.85	
	32.63	33.12	32.76	33.06	32.58	33.06	32.60	31.25
26	3	7	MAGYAR Clay	BSS	◆ 2008	0.77	8:34.73	19.50
	50m 29.16	100m 1:00.47	150m 1:32.08	200m 2:04.07	250m 2:35.98	300m 3:08.53	350m 3:40.86	400m 4:13.35
		31.31	31.61	31.99	31.91	32.55	32.33	32.49
	450m 4:46.09	500m 5:18.76	550m 5:51.90	600m 6:24.81	650m 6:57.62	700m 7:30.72	750m 8:03.45	
	32.74	32.67	33.14	32.91	32.81	33.10	32.73	31.28
27	4	4	MUDADU Noah	SAND	◆ 2007	0.71	8:34.93	19.70
	50m 27.88	100m 58.40	150m 1:29.95	200m 2:02.44	250m 2:34.62	300m 3:06.94	350m 3:39.00	400m 4:10.93
		30.52	31.55	32.49	32.18	32.32	32.06	31.93
	450m 4:43.63	500m 5:16.98	550m 5:50.42	600m 6:24.26	650m 6:57.41	700m 7:30.73	750m 8:03.11	
	32.70	33.35	33.44	33.84	33.15	33.32	32.38	31.82
28	4	9	MATYAS Maddox	SPA-FL	◆ 2007	0.64	8:34.97	19.74
	50m 28.18	100m 59.12	150m 1:30.53	200m 2:02.65	250m 2:34.40	300m 3:06.91	350m 3:39.40	400m 4:11.95
		30.94	31.41	32.12	31.75	32.51	32.49	32.55
	450m 4:44.44	500m 5:17.14	550m 5:50.12	600m 6:23.04	650m 6:56.39	700m 7:29.98	750m 8:03.64	
	32.49	32.70	32.98	32.92	33.35	33.59	33.66	31.33
29	2	9	STANTON Collier	GA	◆ 2009	0.66	8:35.78	20.55
	50m 28.64	100m 1:00.05	150m 1:32.34	200m 2:04.85	250m 2:37.66	300m 3:10.48	350m 3:43.34	400m 4:16.33
		31.41	32.29	32.51	32.81	32.82	32.86	32.99
	450m 4:49.74	500m 5:22.57	550m 5:55.35	600m 6:28.40	650m 7:00.86	700m 7:33.41	750m 8:05.37	
	33.41	32.83	32.78	33.05	32.46	32.55	31.96	30.41
30	1	3	HERON Avery	NBAC	◆ 2009	0.72	8:37.82	22.59
	50m 28.80	100m 59.88	150m 1:31.55	200m 2:03.63	250m 2:35.72	300m 3:08.04	350m 3:40.25	400m 4:12.92
		31.08	31.67	32.08	32.09	32.32	32.21	32.67
	450m 4:45.72	500m 5:18.58	550m 5:51.83	600m 6:25.22	650m 6:58.36	700m 7:31.78	750m 8:05.20	
	32.80	32.86	33.25	33.39	33.14	33.42	33.42	32.62
31	1	7	BRANCH Sabian	FASTFL	2006	0.71	8:41.22	25.99
	50m 29.26	100m 1:01.11	150m 1:33.02	200m 2:05.55	250m 2:37.89	300m 3:10.91	350m 3:43.51	400m 4:16.47
		31.85	31.91	32.53	32.34	33.02	32.60	32.96
	450m 4:49.47	500m 5:22.75	550m 5:56.18	600m 6:30.01	650m 7:03.71	700m 7:37.03	750m 8:09.94	
	33.00	33.28	33.43	33.83	33.70	33.32	32.91	31.28
32	3	9	MITTEN Turner	SYS	◆ 2008	0.67	8:41.46	26.23
	50m 28.95	100m 1:00.18	150m 1:32.10	200m 2:04.12	250m 2:36.93	300m 3:10.12	350m 3:42.73	400m 4:16.13
		31.23	31.92	32.02	32.81	33.19	32.61	33.40
	450m 4:48.87	500m 5:22.28	550m 5:55.39	600m 6:29.48	650m 7:02.70	700m 7:36.47	750m 8:09.32	
	32.74	33.41	33.11	34.09	33.22	33.77	32.85	32.14
33	2	4	KWAN Nicholas	BSS	◆ 2008	0.65	8:46.93	31.70
	50m 28.53	100m 1:00.03	150m 1:31.87	200m 2:04.70	250m 2:36.84	300m 3:09.87	350m 3:42.91	400m 4:16.82
		31.50	31.84	32.83	32.14	33.03	33.04	33.91
	450m 4:50.27	500m 5:24.08	550m 5:58.53	600m 6:33.21	650m 7:07.66	700m 7:42.05	750m 8:15.14	
	33.45	33.81	34.45	34.68	34.45	34.39	33.09	31.79
34	2	8	ERWIN Thomas	UN-NE	2005	0.74	8:50.04	34.81
	50m 28.97	100m 1:01.09	150m 1:34.20	200m 2:07.50	250m 2:40.79	300m 3:14.36	350m 3:47.88	400m 4:21.57
		32.12	33.11	33.30	33.29	33.57	33.52	33.69
	450m 4:54.98	500m 5:28.81	550m 6:02.52	600m 6:36.30	650m 7:10.08	700m 7:43.76	750m 8:17.51	
	33.41	33.83	33.71	33.78	33.78	33.68	33.75	32.53
	1	6	KULP Jack	LIFENJ	◆ 2008			DNS
	3	6	FURLOW Tristan	SAC	◆ 2007			DNS
	4	8	CHRISTENSEN Andrew	PSU	2004			DNS

Official Timekeeping by Omega





2025 TYR Pro Swim Series

Fort Lauderdale, FL

April 30 - May 3



Event 24

3 MAY 2025 - 3:34 PM

Men's 800m Freestyle

Slowest Heats

Results Summary

After 4 of 5 Heats

Slowest Heats

Rank	Heat	Lane	Name	Club Code	Year of Birth	R.T.	Time	Time Behind
------	------	------	------	-----------	---------------	------	------	-------------

Legend:

♦	Junior swimmer	AR	American Record	DNS	Did Not Start	R.T.	Reaction Time
US	US Open Record	WJ	World Junior Record	WR	World Record		

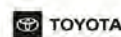
Official Timekeeping by Omega



FLUIDRA



OneAmerica Financial





2025 TYR Pro Swim Series

Fort Lauderdale, FL

April 30 - May 3



Event 25

3 MAY 2025 - 9:00 AM

Women's 100m Backstroke

Heats

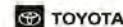
Results Summary

Event Number 25

	Record	Split	Name	NAT Code	Location	Date
WR	57.13	27.94	SMITH Regan	TXLA	Indianapolis (USA)	18 JUN 2024
AR	57.13	27.94	SMITH Regan	TXLA	Indianapolis, IN (USA)	18 JUN 2024
US	57.13	27.94	SMITH Regan	TXLA	Indianapolis, IN (USA)	18 JUN 2024
WJ	57.57	27.74	SMITH Regan	TXLA	Gwangju (KOR)	28 JUL 2019

Rank	Heat	Lane	Name	Club Code	Year of Birth	R.T.	50m	Time	Time Behind
1	8	4	SMITH Regan	TXLA	2002	0.57	28.60	58.40 29.80	A
2	6	4	MASSE Kylie	CAN	1996	0.59	28.51	59.37 30.86	0.97 A
3	7	4	BERKOFF Katharine	WOLF	2001	0.59	28.72	59.57 30.85	1.17 A
4	8	5	CURZAN Claire	TAC	2004	0.58	28.89	1:00.06 31.17	1.66 A
5	7	5	WHITE Rhyan	WOLF	2000	0.61	29.22	1:00.08 30.86	1.68 A
6	6	3	CRUSH Charlotte	LAK	◆ 2008	0.55	29.38	1:00.33 30.95	1.93 A
7	6	5	WEILER SASTRE Carmen	ESP	2004	0.58	29.51	1:00.94 31.43	2.54 A
8	7	6	CHOATE Catie	FLOR	2004	0.62	29.71	1:00.95 31.24	2.55 A
=9	8	2	KRYGER Madison	CAN	◆ 2008	0.62	29.79	1:00.97 31.18	2.57 B
=9	8	6	PELAEZ Erika	EA	2006	0.56	29.57	1:00.97 31.40	2.57 B
11	7	3	RUCK Taylor	UN-AZ	2000	0.63	29.66	1:01.00 31.34	2.60 B
12	8	3	ERISMAN Rylee	LAKR	◆ 2009	0.71	29.65	1:01.35 31.70	2.95 B
13	7	2	SIMS Bella	SAND	2005	0.57	29.66	1:01.43 31.77	3.03 B
14	7	7	ROTTINK Roos	MTAC	◆ 2008	0.65	30.10	1:02.20 32.10	3.80 B
15	6	1	WILSON Charlotte	UN-VA	2006	0.64	30.70	1:02.23 31.53	3.83 B
16	6	6	KERN Emma	TXLA	2005	0.58	29.76	1:02.28 32.52	3.88 B
17	5	2	ARNALL Ines	WEST	◆ 2008	0.70	30.07	1:02.30 32.23	3.90 C
18	8	0	BUCKLEY Sadie	NCAP	◆ 2009	0.59	30.93	1:02.33 31.40	3.93 C
19	6	2	HOWLEY Tess	UN-VA	2005	0.58	30.55	1:02.41 31.86	4.01 C
20	8	7	KOMOROCZY Lora	AU	2006	0.54	30.26	1:02.56 32.30	4.16 C
21	5	9	MEJIA ARCE Lucero	BSS	◆ 2007		30.10	1:02.63 32.53	4.23 C
22	7	1	ROTTINK Eva	MTAC	◆ 2008	0.58	30.38	1:02.81 32.43	4.41 C
=23	6	0	TIGERT Leah	TSC	◆ 2008	0.67	30.88	1:02.83 31.95	4.43 C
=23	7	8	LAVIGUEUR Brynn	SYS	◆ 2007	0.66	30.19	1:02.83 32.64	4.43 C

Official Timekeeping by Omega





2025 TYR Pro Swim Series

Fort Lauderdale, FL

April 30 - May 3



Event 25

3 MAY 2025 - 9:00 AM

Women's 100m Backstroke

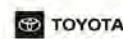
Heats

Results Summary

Event Number 25

Rank	Heat	Lane	Name	Club Code	Year of Birth	R.T.	50m	Time	Time Behind	
25	5	0	ALLEN Eloise	UBCT	2004	0.61	30.71	1:03.06 32.35	4.66	R
26	2	6	MARKVARDT Margaret	PSU	2000	0.65	30.59	1:03.16 32.57	4.76	R
=27	4	4	SOLDATKE Lydia	SFST	2006	0.60	30.61	1:03.19 32.58	4.79	
=27	8	8	CLARKE Ellie	CSC-IN	◆ 2009	0.65	30.33	1:03.19 32.86	4.79	
29	7	9	GIBSON Hayden	HAWG	◆ 2008		31.25	1:03.40 32.15	5.00	
30	8	1	BARZELAY Aviv	TAMU	2002	0.61	30.67	1:03.45 32.78	5.05	
31	4	9	ARNALL Alba	WEST	◆ 2008		30.83	1:03.60 32.77	5.20	
32	6	8	BOARDMAN Mena	CS	◆ 2008	0.64	31.05	1:03.61 32.56	5.21	
33	3	2	MEADWAY Shannon	SCAR	2001	0.63	30.96	1:03.75 32.79	5.35	
34	6	7	LIU Reina	TAC	◆ 2010	0.53	31.03	1:03.79 32.76	5.39	
35	8	9	RAMEY Jojo	FLOR	2005		31.03	1:03.99 32.96	5.59	
36	1	4	GUTIERREZ Nerea	SAS	◆ 2008	0.68	30.93	1:04.00 33.07	5.60	
37	5	6	BRAEGER K C	LAK	◆ 2007	0.61	31.06	1:04.04 32.98	5.64	
38	5	1	SHIELDS Shaelyn	MSA	◆ 2007	0.57	31.06	1:04.07 33.01	5.67	
39	4	3	GARRIDO MALVAR Nahia	ESP	◆ 2007	0.57	30.56	1:04.14 33.58	5.74	
=40	3	7	KAMINSKI Feagin	CWAC	◆ 2009	0.54	30.95	1:04.27 33.32	5.87	
=40	5	8	KLEIN Taylor	MSA	◆ 2008	0.62	30.87	1:04.27 33.40	5.87	
42	6	9	SOTOMAYOR Alexia	SAS	2006		31.09	1:04.29 33.20	5.89	
43	5	3	MENESES KOVACS Athena	VT	2004	0.60	30.84	1:04.41 33.57	6.01	
44	4	5	NAWROCKI Annabelle	ACAD	◆ 2009	0.60	31.25	1:04.55 33.30	6.15	
45	3	0	KLEIN Farrah	TS	◆ 2008	0.62	31.54	1:04.56 33.02	6.16	
46	5	5	NEACE Clarke	MAC-NC	◆ 2007	0.68	31.75	1:04.58 32.83	6.18	
47	4	2	FOUITAH Heba	ASL	◆ 2010	0.57	30.80	1:04.60 33.80	6.20	
48	3	3	BATEMAN Hannah	PAA	◆ 2008	0.60	30.93	1:04.83 33.90	6.43	
49	4	0	COSGROVE Ella	FASTAZ	◆ 2007	0.65	31.43	1:04.84 33.41	6.44	
50	3	5	GELUMBICKAS Gabia	SAS	◆ 2008	0.69	30.70	1:04.96 34.26	6.56	
51	5	7	DEGROOT Macey	SHRK	◆ 2007	0.58	31.59	1:04.98 33.39	6.58	

Official Timekeeping by Omega





2025 TYR Pro Swim Series

Fort Lauderdale, FL

April 30 - May 3



Event 25

3 MAY 2025 - 9:00 AM

Women's 100m Backstroke

Heats

Results Summary

Event Number 25

Rank	Heat	Lane	Name	Club Code	Year of Birth	R.T.	50m	Time	Time Behind
52	2	4	JOHNSTON Sabrina	PRIN	2004	0.60	31.61	1:05.03 33.42	6.63
53	7	0	McDONALD Haley	LAK	◆ 2007	0.66	31.24	1:05.07 33.83	6.67
54	3	4	VILLACIS Samantha	PAA	◆ 2008	0.59	31.37	1:05.23 33.86	6.83
55	4	7	SIMMONS Aubrey	CSC-IN	2006	0.57	31.81	1:05.33 33.52	6.93
56	5	4	FARQUHAR Natalie	PRIN	2006	0.68	31.61	1:05.41 33.80	7.01
57	4	8	RITTER Rachel	SFST	◆ 2009	0.58	31.67	1:05.65 33.98	7.25
58	4	1	HINRICH Kenzie	SFST	◆ 2008	0.59	31.60	1:06.12 34.52	7.72
59	2	5	HERL Addy	HRA	◆ 2007	0.62	31.76	1:06.15 34.39	7.75
60	2	1	SCHICK Natalie	UN-NJ	2003	0.63	31.88	1:07.11 35.23	8.71
61	2	2	CONG Brianna	CS	◆ 2007	0.59	31.51	1:07.21 35.70	8.81
62	2	8	KING Pilar	SPAC	◆ 2008	0.65	32.09	1:08.00 35.91	9.60
63	3	6	TARAZI Val	UN-SE	1999	0.64	33.32	1:08.27 34.95	9.87
64	2	7	ANDRUSS Lily	LAC	◆ 2009	0.66	32.89	1:08.43 35.54	10.03
65	1	5	WENTZEL Annabelle	AQJT	◆ 2007	0.60	32.58	1:08.84 36.26	10.44
	2	3	MASON Amelia	FAC	◆ 2007			DNS	
	3	1	RENDON Kalle	TAC	◆ 2007			DNS	
	3	8	MEETING Carly	FLOR	2004			DNS	
	3	9	SCHROEDER Katie	FLOR	2005			DNS	
	1	3	MEYER-BLOHM Chloe	CS	◆ 2008			DSQ	
	4	6	GRAZZIANI Ava	LAK	◆ 2008			DSQ	

Legend:							
=	Equal rank	◆	Junior swimmer	A	Qualified for final A	AR	American Record
B	Qualified for final B	C	Qualified for final C	DNS	Did Not Start	DSQ	Disqualified
R	Reserve	R.T.	Reaction Time	US	US Open Record	WJ	World Junior Record
WR	World Record						

Official Timekeeping by Omega





2025 TYR Pro Swim Series

Fort Lauderdale, FL

April 30 - May 3



Event 26

3 MAY 2025 - 9:17 AM

Men's 100m Backstroke

Heats

Results Summary

Event Number 26

	Record	Split	Name	NAT Code	Location	Date
WR	51.60	25.14	CECCON Thomas	ITA	Budapest (HUN)	20 JUN 2022
AR	51.85	25.13	MURPHY Ryan	USA	Rio de Janeiro (BRA)	13 AUG 2016
US	51.94	25.35	PEIRSOL Aaron	USA	Indianapolis, IN (USA)	8 JUL 2009
WJ	52.08	25.00	LIFINCEV Miron	RUS	Ekaterinburg (RUS)	28 JUL 2024

Rank	Heat	Lane	Name	Club Code	Year of Birth	R.T.	50m	Time	Time Behind
1	6	5	KOS Hubert	TXLA	2003	0.58	25.34	53.29 27.95	A
2	4	4	AIKINS Jack	UN-VA	2002	0.53	26.36	54.84 28.48	1.55 A
3	6	7	HARVEY Jack	BER	2003	0.59	26.33	54.87 28.54	1.58 A
4	6	6	KEOGH Gavin	FAC	◆ 2007	0.58	26.58	55.14 28.56	1.85 A
5	4	5	DOLAN Jack	SUN	2000	0.63	26.97	55.17 28.20	1.88 A
6	1	6	McCARTY Quintin	WOLF	2003	0.54	26.10	55.26 29.16	1.97 A
7	5	5	NORMAN Aiden	FLOR	2006	0.65	26.90	55.57 28.67	2.28 A
8	4	3	KING David	UN-VA	2005	0.61	26.99	55.76 28.77	2.47 A
=9	5	3	BOCHENSKI Grant	UMIZ	2003	0.56	26.43	55.88 29.45	2.59 B
=9	6	3	MARTINEZ SOTA Ivan	ESP	2005	0.55	26.86	55.88 29.02	2.59 B
11	5	7	WINTERBORN Ben	CAN	2006	0.59	27.35	55.93 28.58	2.64 B
12	4	6	MALDARI Caleb	FLOR	2005	0.54	26.87	56.18 29.31	2.89 B
13	3	6	BITTNER Matthew	PSU	2003	0.53	26.80	56.27 29.47	2.98 B
14	3	5	del RIEGO TORRES Teo	ESP	2006	0.59	27.49	56.79 29.30	3.50 B
15	5	4	GONZALEZ de OLIVIERA Hugo	ESP	1999	0.62	27.60	56.88 29.28	3.59 B
16	4	2	WAHLEN David	YOTA	2000	0.57	26.91	57.00 30.09	3.71 B
17	4	8	MELNYCHUK David	SYS	◆ 2007	0.56	27.77	57.01 29.24	3.72 C
18	3	2	BLACKSON-DUNBAR Miles	UN-CA	◆ 2007	0.64	27.44	57.13 29.69	3.84 C
19	4	9	BATHALA Ethan	BSS	◆ 2008		27.41	57.42 30.01	4.13 C
20	3	4	GEH Michael	BAD	◆ 2007	0.56	27.57	57.43 29.86	4.14 C
21	5	9	BRENNAN Francis	CAN	◆ 2007		28.19	57.45 29.26	4.16 C
22	4	7	LILIENTHAL Kai	UBCT	2005	0.56	27.74	57.70 29.96	4.41 C
23	6	8	LYNESS Henry	CGAC	◆ 2007	0.59	27.53	57.86 30.33	4.57 C
24	2	7	SENEKAL Denzo	BD	◆ 2010	0.60	28.18	57.89 29.71	4.60 C

Official Timekeeping by Omega



FLUIDRA



OneAmerica
Financial



TOYOTA

TYR



2025 TYR Pro Swim Series

Fort Lauderdale, FL

April 30 - May 3



Event 26

3 MAY 2025 - 9:17 AM

Men's 100m Backstroke

Heats

Results Summary

Event Number 26

Rank	Heat	Lane	Name	Club Code	Year of Birth	R.T.	50m	Time	Time Behind	
25	5	1	COX Rowan	TXLA	◆ 2007	0.59	28.28	57.91 29.63	4.62	R
26	4	1	LENOCE Parker	PRIN	2005	0.57	27.65	57.94 30.29	4.65	R
27	3	0	HANEY James	ECCC	2006	0.54	27.72	57.99 30.27	4.70	
28	2	8	WRIGHT Carter	BSS	◆ 2007	0.58	27.78	58.00 30.22	4.71	
29	1	7	PAVALIC Petar	DREX	2004	0.61	28.09	58.18 30.09	4.89	
30	5	0	HAKES Hayden	IFLY	2006	0.55	28.22	58.25 30.03	4.96	
31	1	2	GUO Ethan	CS	2006	0.62	28.09	58.28 30.19	4.99	
32	2	6	KRAVCHENKO Andy	BSS	◆ 2007	0.52	28.00	58.29 30.29	5.00	
33	5	2	GARCIA Nico	VT	2002	0.59	28.10	58.39 30.29	5.10	
34	2	2	ZHOU Michael	NCAP	◆ 2007	0.56	28.40	58.43 30.03	5.14	
35	2	0	KNOPF Chase	CLPR	◆ 2007	0.64	28.70	58.67 29.97	5.38	
36	1	1	GRESHAM Zackary	AZFL	2004	0.59	28.38	58.77 30.39	5.48	
37	5	8	PINEIRO Anthony	SFLS	◆ 2007	0.54	28.23	58.82 30.59	5.53	
38	4	0	MORLEY Cooper	PSU	2003	0.55	28.37	59.11 30.74	5.82	
39	2	9	da SILVA Andreas	WOW	◆ 2008		28.09	59.18 31.09	5.89	
40	2	3	COBOS Carlos	BD	1999	0.58	28.54	59.22 30.68	5.93	
41	2	4	HICKEY Liam	NCAP	◆ 2007	0.68	28.45	59.23 30.78	5.94	
42	3	8	PIETSCH Matt	UN-WY	2004	0.61	28.77	59.33 30.56	6.04	
43	6	0	SOHOVICH Xavier	BSS	◆ 2007	0.54	28.73	59.66 30.93	6.37	
44	3	7	BALBI Joshua	SAS	2002	0.55	28.70	59.82 31.12	6.53	
45	2	5	GINZER Wells	UBCT	2006	0.61	28.60	1:00.01 31.41	6.72	
46	1	3	FULHAM Jack	NCAP	2006	0.58	29.24	1:00.10 30.86	6.81	
47	6	9	LACKOVIC Alex	UBCT	2005		28.97	1:00.15 31.18	6.86	
48	1	5	MUDADU Noah	SAND	◆ 2007	0.61	28.92	1:00.30 31.38	7.01	
49	3	9	JACQUES William	CHI	2006		29.46	1:01.10 31.64	7.81	
50	2	1	AYERS Travis	TXLA	◆ 2007	0.56	29.19	1:01.29 32.10	8.00	
51	3	1	MONTERO Guido	CRC	2003	0.66	28.97	1:01.44 32.47	8.15	

Official Timekeeping by Omega





2025 TYR Pro Swim Series

Fort Lauderdale, FL

April 30 - May 3



Event 26

3 MAY 2025 - 9:17 AM

Men's 100m Backstroke

Heats

Results Summary

Event Number 26

Rank	Heat	Lane	Name	Club Code	Year of Birth	R.T.	50m	Time	Time Behind
52	1	8	CARR Nathan	AQJT	◆ 2007	0.59	29.16	1:01.87 32.71	8.58
	1	4	HOOVER Gerhardt	CS	◆ 2008			DNS	
	3	3	ELLIS Luke	SAND	2006			DNS	
	5	6	HARLAND Finn	NZL	2005			DNS	
	6	1	CAPEN Brayden	ACAD	◆ 2008			DNS	
	6	2	JOHNSON Brady	UN-IL	2006			DNS	
	6	4	ARMSTRONG Hunter	NYAC	2001			DNS	

Legend:

=	Equal rank	◆	Junior swimmer	A	Qualified for final A	AR	American Record
B	Qualified for final B	C	Qualified for final C	DNS	Did Not Start	R	Reserve
R.T.	Reaction Time	US	US Open Record	WJ	World Junior Record	WR	World Record

Official Timekeeping by Omega



FLUIDRA



OneAmerica
Financial



TOYOTA

TYR



2025 TYR Pro Swim Series

Fort Lauderdale, FL

April 30 - May 3



Event 326 3 MAY 2025 - 11:48 AM

Men's 100m Backstroke

Heats Swim-off

Results

Event Number 26

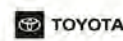
	Record	Split	Name	NAT Code	Location	Date
WR	51.60	25.14	CECCON Thomas	ITA	Budapest (HUN)	20 JUN 2022
AR	51.85	25.13	MURPHY Ryan	USA	Rio de Janeiro (BRA)	13 AUG 2016
US	51.94	25.35	PEIRSOL Aaron	USA	Indianapolis, IN (USA)	8 JUL 2009
WJ	52.08	25.00	LIFINCEV Miron	RUS	Ekaterinburg (RUS)	28 JUL 2024

Rank	Lane	Name	Club Code	R.T.	50m	Time	Time Behind
1	4	BOCHENSKI Grant	UMIZ	0.57	(1) 26.59	55.34 28.75	
2	5	MARTINEZ SOTA Ivan	ESP	0.56	(2) 27.45	55.74 28.29	0.40

Legend:

AR American Record **R.T.** Reaction Time **US** US Open Record **WJ** World Junior Record
WR World Record

Official Timekeeping by Omega





2025 TYR Pro Swim Series

Fort Lauderdale, FL

April 30 - May 3



Event 27

3 MAY 2025 - 9:30 AM

Women's 200m Breaststroke

Heats

Results Summary

Event Number 27

	Record	Splits	Name	NAT Code	Location	Date
WR	2:17.55	32.13 1:07.28 1:42.47	CHIKUNOVA Evgeniia	RUS	Kazan (RUS)	21 APR 2023
AR	2:19.24	31.83 1:07.09 1:42.89	DOUGLASS Kate	NYAC	Paris (FRA)	8 JAN 2024
US	2:19.30	32.01 1:07.05 1:42.97	DOUGLASS Kate	NYAC	Knoxville, TX (USA)	13 JAN 2024
WJ	2:19.64	32.10 1:07.59 1:43.52	GUNES Viktoria Zeynep	TUR	Singapore (SGP)	30 AUG 2015

Rank	Heat	Lane	Name	Club Code	Year of Birth	R.T.	50m	100m	150m	Time	Time Behind
1	6	4	DOUGLASS Kate	NYAC	2001	0.68	33.52	1:10.78 37.26	1:48.16 37.38	2:25.42	A
2	5	4	WALSH Alex	NYAC	2001	0.76	33.43	1:10.62 37.19	1:48.57 37.95	2:27.23	1.81 A
3	4	3	HAYES Leah	UN-VA	2005	0.74	34.17	1:11.70 37.53	1:49.65 37.95	2:28.23	2.81 A
4	5	5	WEBER Emma	UN-VA	2004	0.71	34.23	1:12.16 37.93	1:50.93 38.77	2:30.13	4.71 A
5	6	5	ANGUS Sophie	CAN	1999	0.68	33.86	1:11.40 37.54	1:50.68 39.28	2:31.15	5.73 A
6	4	6	SANTOS Emily	VT	2005	0.70	34.61	1:12.76 38.15	1:51.47 38.71	2:31.23	5.81 A
7	4	4	ODGERS Isabelle	NOVACA	2000	0.78	34.59	1:12.75 38.16	1:51.40 38.65	2:31.33	5.91 A
8	6	8	RAINEY Grace	FLOR	2004	0.77	34.04	1:12.84 38.80	1:52.33 39.49	2:31.45	6.03 A
9	6	3	ROBILLARD Adalene	RAYS	◆ 2007	0.67	34.65	1:13.93 39.28	1:53.15 39.22	2:32.15	6.73 B
10	6	2	WEYANT Emma	FLOR	2001	0.84	35.38	1:14.13 38.75	1:53.18 39.05	2:32.39	6.97 B
11	5	6	ROSE Gabrielle	ALPH	1977	0.73	34.17	1:12.68 38.51	1:51.75 39.07	2:32.63	7.21 B
12	2	4	LAGREID Jonette	BNS	2004	0.72	34.66	1:13.69 39.03	1:53.35 39.66	2:32.90	7.48 B
13	3	3	ZHANG Sarah	REV	◆ 2010	0.63	35.08	1:14.05 38.97	1:53.19 39.14	2:33.01	7.59 B
14	3	6	HARTWAY Madyson	SYS	◆ 2008	0.72	35.59	1:15.38 39.79	1:54.75 39.37	2:34.04	8.62 B
15	5	3	ENGE Piper	TXLA	2006	0.61	34.41	1:13.86 39.45	1:54.73 40.87	2:35.22	9.80 B
16	4	2	RUIZ Jimena	ESP	◆ 2007	0.66	34.11	1:12.63 38.52	1:53.02 40.39	2:35.30	9.88 B
17	4	7	PLAZA Sofia	FLOR	2005	0.81	36.02	1:15.32 39.30	1:55.08 39.76	2:35.53	10.11 C
18	3	1	VASQUEZ Lucie	UN-AZ	2004	0.70	34.21	1:12.86 38.65	1:53.46 40.60	2:35.84	10.42 C
19	2	5	BITEL Addison	LAKR	◆ 2008	0.71	35.21	1:14.94 39.73	1:54.98 40.04	2:36.27	10.85 C
20	5	9	WILBUR Lilla	NCAP	◆ 2008	0.77	35.56	1:15.38 39.82	1:56.16 40.78	2:36.84	11.42 C
21	5	0	SUN Eleanor	PRIN	2004	0.72	35.99	1:16.60 40.61	1:57.15 40.55	2:37.13	11.71 C
22	4	8	BROWN Eliza	PRIN	2004	0.65	36.14	1:15.98 39.84	1:56.18 40.20	2:37.21	11.79 C
23	5	1	KLAMFOTH Avery	MAC-NC	◆ 2007	0.72	35.33	1:14.79 39.46	1:55.78 40.99	2:37.56	12.14 C
24	4	9	CALLIS Emerson	QSTS	◆ 2008	0.70	36.32	1:16.35 40.03	1:57.00 40.65	2:37.74	12.32 C

Official Timekeeping by Omega



FLUIDRA



OneAmerica Financial





2025 TYR Pro Swim Series

Fort Lauderdale, FL

April 30 - May 3



Event 27

3 MAY 2025 - 9:30 AM

Women's 200m Breaststroke

Heats

Results Summary

Event Number 27

Rank	Heat	Lane	Name	Club Code	Year of Birth	R.T.	50m	100m	150m	Time	Time Behind
25	6	6	ATEN Danica	SYS	◆ 2008	0.68	36.46	1:16.67 40.21	1:57.15 40.48	2:38.78 41.63	13.36 R
26	5	2	WARNICK Lucy	SAND	2006	0.65	36.36	1:16.92 40.56	1:58.48 41.56	2:40.45 41.97	15.03 R
27	3	2	HE Carolin	TAC	◆ 2009	0.74	36.68	1:17.10 40.42	1:58.82 41.72	2:40.56 41.74	15.14
28	3	7	LANNING Gracie	BSS	2006	0.66	35.77	1:16.31 40.54	1:58.17 41.86	2:40.60 42.43	15.18
29	4	1	ALLISON Lilly Jayne	TXLA	◆ 2008	0.58	36.27	1:17.08 40.81	1:58.84 41.76	2:40.74 41.90	15.32
30	2	6	BOOKSTEIN Delaney	VT	2005	0.73	36.12	1:16.72 40.60	1:58.39 41.67	2:40.82 42.43	15.40
31	2	2	SEEMANN Clara	EKC	◆ 2010	0.73	37.06	1:18.35 41.29	2:00.00 41.65	2:41.29 41.29	15.87
32	4	0	YACOVIELLO Molly	YY	◆ 2007	0.75	35.75	1:16.10 40.35	1:57.90 41.80	2:41.55 43.65	16.13
33	3	4	REESE Aidyn	LAKR	◆ 2008	0.70	34.90	1:15.37 40.47	1:58.30 42.93	2:41.67 43.37	16.25
34	3	8	DRUHAN Elle	MSA	◆ 2008	0.70	36.63	1:17.94 41.31	1:59.53 41.59	2:41.97 42.44	16.55
35	6	9	WALLACE Eliza	MSA	◆ 2007	0.83	35.67	1:16.81 41.14	2:00.31 43.50	2:42.40 42.09	16.98
36	3	9	REEDER Abigail	NAAC	◆ 2007	0.67	36.38	1:18.08 41.70	1:58.85 40.77	2:42.93 44.08	17.51
37	3	0	MOORE Abby	ACAD	◆ 2010	0.72	36.10	1:17.15 41.05	2:00.13 42.98	2:42.95 42.82	17.53
38	2	8	BOGDANOVA Lutnya	UN-FL	2004	0.70	36.82	1:18.63 41.81	2:00.42 41.79	2:43.08 42.66	17.66
39	2	7	MOULSON Vivian	CRIM	◆ 2008	0.75	37.47	1:18.74 41.27	2:00.54 41.80	2:43.65 43.11	18.23
40	1	5	NGUYEN Elise	NTRO	◆ 2009	0.62	36.60	1:17.69 41.09	2:00.29 42.60	2:44.24 43.95	18.82
41	3	5	SANDERS Katherine	NBAC	◆ 2007	0.69	36.34	1:18.47 42.13	2:01.39 42.92	2:44.75 43.36	19.33
42	2	9	BABER Kinley	EKC	◆ 2010	0.73	37.34	1:18.69 41.35	2:01.77 43.08	2:45.83 44.06	20.41
43	1	3	DIETRICH Kaylee	TAC	◆ 2009	0.69	37.44	1:19.65 42.21	2:03.00 43.35	2:47.09 44.09	21.67
44	2	1	DAVIS Meagan	UN-GA	2006	0.70	37.67	1:19.53 41.86	2:03.10 43.57	2:47.82 44.72	22.40
45	2	0	EDGAR Victoria	BSS	◆ 2008	0.61	35.99	1:17.58 41.59	2:02.36 44.78	2:47.83 45.47	22.41
46	2	3	PHIFER Izzy	YY	◆ 2007	0.71	38.39	1:21.02 42.63	2:04.33 43.31	2:48.01 43.68	22.59
	1	4	QIU Janice	TAC	◆ 2008					DNS	
	4	5	McINTOSH Summer	SYS	2006					DNS	
	6	0	WEYANT Gracie	FLOR	2005					DNS	
	5	7	EROKHINA Maria	UNCB	2003					DSQ	
	5	8	NAWROCKI Elizabeth	ACAD	◆ 2007					DSQ	

Official Timekeeping by Omega





2025 TYR Pro Swim Series

Fort Lauderdale, FL

April 30 - May 3



Event 27

3 MAY 2025 - 9:30 AM

Women's 200m Breaststroke

Heats

Results Summary

Event Number 27

Rank	Heat	Lane	Name	Club Code	Year of Birth	R.T.	50m	100m	150m	Time	Time Behind
	6	1	BRANTON Shona	CAN	2002					DSQ	
	6	7	SCOTT Elle	MAC-NC	♦ 2007					DSQ	

Legend:

♦	Junior swimmer	A	Qualified for final A	AR	American Record	B	Qualified for final B
C	Qualified for final C	DNS	Did Not Start	DSQ	Disqualified	R	Reserve
R.T.	Reaction Time	US	US Open Record	WJ	World Junior Record	WR	World Record

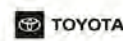
Official Timekeeping by Omega



FLUIDRA



OneAmerica Financial





2025 TYR Pro Swim Series

Fort Lauderdale, FL

April 30 - May 3



Event 28

3 MAY 2025 - 9:51 AM

Men's 200m Breaststroke

Heats

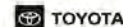
Results Summary

Event Number 28

	Record	Splits	Name	NAT Code	Location	Date
WR	2:05.48	28.53 1:00.72 1:33.36	QIN Haiyang	CHN	Fukuoka (JPN)	28 JUL 2023
AR	2:06.54	29.19 1:01.50 1:34.00	FALLON Matthew	UPN	Indianapolis, IN (USA)	19 JUN 2024
US	2:06.54	29.19 1:01.50 1:34.00	FALLON Matthew	UPN	Indianapolis, IN (USA)	19 JUN 2024
WJ	2:08.04	29.05 1:01.92 1:35.48	DONG Zhihao	CHN	Fukuoka (JPN)	28 JUL 2023

Rank	Heat	Lane	Name	Club Code	Year of Birth	R.T.	50m	100m	150m	Time	Time Behind
1	5	5	COLL MARTI Carles	ESP	2001	0.59	29.54	1:03.10 33.56	1:37.39 34.29	2:12.59	A
2	5	4	EPITROPOV Lyubomir	TNAQ	1999	0.71	30.43	1:04.59 34.16	1:38.99 34.40	2:13.43	0.84 A
3	5	2	LAZZERINI Mariano	PSU	2003	0.63	30.46	1:04.85 34.39	1:39.20 34.35	2:13.90	1.31 A
4	6	5	PETRASHOV Denis	UOFL	2000	0.73	30.79	1:04.92 34.13	1:39.89 34.97	2:13.92	1.33 A
5	6	6	CAKIR Noah	TS	◆ 2007	0.74	30.95	1:05.38 34.43	1:40.21 34.83	2:14.27	1.68 A
6	5	6	SANDERS Grant	FASTFL	1997	0.68	30.76	1:04.52 33.76	1:38.78 34.26	2:14.44	1.85 A
7	5	7	HESS Apollo	CAN	2002	0.65	29.90	1:04.16 34.26	1:39.16 35.00	2:14.46	1.87 A
8	5	3	DAWSON Oliver	CAN	◆ 2008	0.69	30.91	1:05.94 35.03	1:41.13 35.19	2:15.49	2.90 A
9	6	3	BRIED Tommy	UOFL	2003	0.68	30.75	1:05.67 34.92	1:40.40 34.73	2:15.51	2.92 B
10	6	2	YORK Wilson	LAK	◆ 2009	0.70	31.48	1:06.42 34.94	1:40.73 34.31	2:15.94	3.35 B
11	4	4	SAVICKAS Aleksas	FLOR	2003	0.71	30.86	1:06.28 35.42	1:41.86 35.58	2:16.06	3.47 B
12	4	7	HOOVER Gerhardt	CS	◆ 2008	0.67	30.75	1:05.75 35.00	1:41.01 35.26	2:16.26	3.67 B
13	4	5	WILLIS Jordan	MAC-NC	◆ 2007	0.69	31.67	1:06.91 35.24	1:41.79 34.88	2:16.81	4.22 B
14	4	8	McKEAN Campbell	BEND	2006	0.65	30.61	1:06.16 35.55	1:41.89 35.73	2:17.51	4.92 B
15	3	3	YOUNG Lucas	BSS	◆ 2007	0.64	31.87	1:06.97 35.10	1:42.31 35.34	2:18.10	5.51 B
16	5	1	KEMP Finn	UN-AZ	2005	0.65	30.45	1:05.22 34.77	1:41.68 36.46	2:18.68	6.09 B
17	5	8	ALEMAN Liam	GSC-FL	2006	0.61	31.54	1:06.81 35.27	1:42.64 35.83	2:18.96	6.37 C
18	5	0	CHIAM Cohen	BSS	2006	0.66	32.22	1:07.49 35.27	1:42.84 35.35	2:18.98	6.39 C
19	6	0	DIONNE Luc	NCAP	◆ 2009	0.69	32.35	1:07.54 35.19	1:43.20 35.66	2:19.16	6.57 C
20	4	2	MURILLO Jorge	TAC	1991	0.65	31.38	1:07.30 35.92	1:43.61 36.31	2:19.29	6.70 C
21	4	3	MARTIN Giulian	CANE	2006	0.68	31.65	1:07.19 35.54	1:42.96 35.77	2:19.30	6.71 C
22	2	2	JOHNSON Marcus	SAS	2006	0.69	31.56	1:07.59 36.03	1:43.94 36.35	2:19.36	6.77 C
23	3	0	GOREY Michael	CSC-IN	2006	0.63	32.37	1:08.49 36.12	1:45.51 37.02	2:22.95	10.36 C
24	6	8	JOOS Louis	BSS	◆ 2007	0.61	31.88	1:08.16 36.28	1:45.45 37.29	2:22.98	10.39 C

Official Timekeeping by Omega





2025 TYR Pro Swim Series

Fort Lauderdale, FL

April 30 - May 3



Event 28

3 MAY 2025 - 9:51 AM

Men's 200m Breaststroke

Heats

Results Summary

Event Number 28

Rank	Heat	Lane	Name	Club Code	Year of Birth	R.T.	50m	100m	150m	Time	Time Behind
25	3	2	THOMPSON Brian	TAC	2002	0.66	32.39	1:08.68 36.29	1:45.43 36.75	2:23.00 37.57	10.41 R
26	2	8	SCHOENBECK Daxx	TXLA	◆ 2007	0.65	31.73	1:07.92 36.19	1:45.13 37.21	2:23.04 37.91	10.45 R
27	4	1	HICKS Ryder	RAYS	2006	0.69	32.36	1:08.42 36.06	1:45.47 37.05	2:23.12 37.65	10.53
28	6	1	DISOSWAY Ian	FASTFL	◆ 2008	0.70	32.00	1:08.34 36.34	1:45.61 37.27	2:23.51 37.90	10.92
29	1	3	REES William	YY	◆ 2008	0.66	31.81	1:07.80 35.99	1:45.24 37.44	2:23.54 38.30	10.95
30	3	7	FATTA Kaden	YY	2006	0.62	32.82	1:10.07 37.25	1:46.45 36.38	2:23.62 37.17	11.03
31	2	5	McLANE Fin	CS	◆ 2008	0.75	31.74	1:07.56 35.82	1:45.04 37.48	2:23.75 38.71	11.16
32	6	7	KONG Kiet	MAC-IT	◆ 2007	0.61	32.61	1:09.24 36.63	1:46.59 37.35	2:23.86 37.27	11.27
33	3	8	HARTZLER Jackson	CFSC	◆ 2009	0.72	32.18	1:08.07 35.89	1:45.58 37.51	2:23.93 38.35	11.34
34	2	9	DORNOFF Anthony	RMDA	◆ 2009	0.72	32.62	1:09.26 36.64	1:46.37 37.11	2:24.25 37.88	11.66
35	4	9	RUSSELL Brock	SFST	2006	0.71	31.73	1:08.25 36.52	1:46.09 37.84	2:24.83 38.74	12.24
36	3	4	FIGUET KOSSYREV Damien	CS	2006	0.70	31.09	1:06.60 35.51	1:44.26 37.66	2:24.89 40.63	12.30
37	6	9	VEIT Eric	SOFL	1998	0.69	31.67	1:07.85 36.18	1:45.71 37.86	2:24.99 39.28	12.40
38	3	1	JONES Jake	PCS	◆ 2007	0.61	32.51	1:08.85 36.34	1:46.28 37.43	2:25.26 38.98	12.67
39	2	0	GESSNER Jack	MAC-NC	2006	0.65	33.85	1:09.96 36.11	1:47.06 37.10	2:26.77 39.71	14.18
40	2	1	KATTAU Caleb	SAND	◆ 2007	0.67	33.72	1:11.17 37.45	1:49.29 38.12	2:26.78 37.49	14.19
41	3	6	OMIELAN Glen	UBCT	2004	0.58	31.79	1:08.97 37.18	1:47.38 38.41	2:27.01 39.63	14.42
42	2	6	ZARDAVETS Luke	BSS	◆ 2009	0.60	32.62	1:09.18 36.56	1:47.78 38.60	2:27.42 39.64	14.83
43	1	6	HALL Landon	TNAQ	◆ 2009	0.65	31.86	1:09.27 37.41	1:47.95 38.68	2:27.43 39.48	14.84
44	1	5	ZAMIR Eldad	BSS	2006	0.67	32.23	1:09.73 37.50	1:48.72 38.99	2:28.48 39.76	15.89
45	2	7	HOGAN Dane	TAC	◆ 2007	0.63	33.08	1:10.42 37.34	1:48.78 38.36	2:28.56 39.78	15.97
46	2	4	D'SOUZA LARSON Rohan	AQJT	2005	0.71	32.64	1:10.01 37.37	1:49.50 39.49	2:28.84 39.34	16.25
47	5	9	LILLIBRIDGE Dalton	FAA	2000	0.75	33.22	1:09.94 36.72	1:48.66 38.72	2:29.98 41.32	17.39
=48	1	4	SATAEV Aidar	UN-AM	2004	0.73	34.88	1:14.05 39.17	1:52.34 38.29	2:30.65 38.31	18.06
=48	2	3	HILTON Dominic	SYS	◆ 2007	0.73	33.30	1:10.88 37.58	1:50.63 39.75	2:30.65 40.02	18.06
		3	ROEMER Kiefer	IFLY	◆ 2007					DNS	
		3	McDONALD Ryan	BAD	◆ 2008					DNS	

Official Timekeeping by Omega





2025 TYR Pro Swim Series

Fort Lauderdale, FL

April 30 - May 3



Event 28

3 MAY 2025 - 9:51 AM

Men's 200m Breaststroke

Heats

Results Summary

Event Number 28

Rank	Heat	Lane	Name	Club Code	Year of Birth	R.T.	50m	100m	150m	Time	Time Behind
	4	6	SOMOV Evgenii	CAL	1999					DNS	
	6	4	MARCHAND Leon	TXLA	2002					DNS	
	4	0	McMECHAN Jason	UN-CO	2002					DSQ	

Legend:

=	Equal rank	◆	Junior swimmer	A	Qualified for final A	AR	American Record
B	Qualified for final B	C	Qualified for final C	DNS	Did Not Start	DSQ	Disqualified
R	Reserve	R.T.	Reaction Time	US	US Open Record	WJ	World Junior Record
WR	World Record						

Official Timekeeping by Omega



FLUIDRA



OneAmerica
Financial





2025 TYR Pro Swim Series

Fort Lauderdale, FL

April 30 - May 3



Event 29

3 MAY 2025 - 10:11 AM

Women's 100m Butterfly

Heats

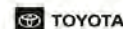
Results Summary

Event Number 29

	Record	Split	Name	NAT Code	Location	Date
WR	55.18	25.45	WALSH Gretchen	NYAC	Indianapolis (USA)	15 JUN 2024
AR	55.18	25.45	WALSH Gretchen	NYAC	Indianapolis, IN (USA)	15 JUN 2024
US	55.18	25.45	WALSH Gretchen	NYAC	Indianapolis, IN (USA)	15 JUN 2024
WJ	56.33		HIRAI Mizuki	JPN	Yokohama (JPN)	22 JUN 2024

Rank	Heat	Lane	Name	Club Code	Year of Birth	R.T.	50m	Time	Time Behind
1	8	4	WALSH Gretchen	NYAC	2003	0.75	25.54	55.09 29.55	A WR
2	6	4	SHACKELL Alex	CSC-IN	2006	0.73	26.76	57.95 31.19	2.86 A
3	6	3	CRUSH Charlotte	LAK	◆ 2008	0.70	27.41	58.96 31.55	3.87 A
4	7	4	HUSKE Torri	AAC	2002	0.64	27.12	58.97 31.85	3.88 A
5	6	5	DERIVAUX Audrey	JW	◆ 2009	0.85	27.46	59.08 31.62	3.99 A
6	8	3	WALSHE Ellen	TMP	2001	0.61	27.34	59.13 31.79	4.04 A
7	7	5	NELSON Beata	WISC	1998	0.69	27.25	59.19 31.94	4.10 A
8	7	3	ROSENDAHL BACH Helena	DEN	2000	0.82	28.10	59.45 31.35	4.36 A
9	6	6	BRICKER Caroline	ALTO	2005	0.65	27.80	59.46 31.66	4.37 B
10	8	8	REESE Addy	FLOR	2005	0.61	27.99	59.97 31.98	4.88 B
11	5	7	OLEKSIK Penny	CAN	2000	0.71	27.97	1:00.01 32.04	4.92 B
12	8	1	LYON Lismar	SOFL	2000	0.65	28.07	1:00.04 31.97	4.95 B
13	7	1	HARVEY Emma	BER	2001	0.66	27.90	1:00.34 32.44	5.25 B
14	7	6	LARSEN Caroline	UN-MN	2006	0.72	27.39	1:00.44 33.05	5.35 B
15	7	8	ARCHIBALD Lily	RAC	◆ 2007	0.71	28.35	1:00.57 32.22	5.48 B
16	8	7	BOARDMAN Mena	CS	◆ 2008	0.66	28.21	1:00.67 32.46	5.58 B
17	2	7	KOMOROCZY Lora	AU	2006	0.60	28.26	1:00.71 32.45	5.62 C
18	2	8	HAGER Averie	SASA	◆ 2007	0.66	27.83	1:00.77 32.94	5.68 C
19	6	2	PELAEZ Erika	EA	2006	0.66	28.42	1:00.89 32.47	5.80 C
20	7	0	KRUGER Lainy	FLOR	2005	0.69	28.69	1:00.92 32.23	5.83 C
21	8	2	HOWLEY Tess	UN-VA	2005	0.68	28.37	1:00.96 32.59	5.87 C
22	6	8	FORRESTER Katie	MAC-IT	2004	0.80	28.67	1:01.12 32.45	6.03 C
23	7	2	LOONEY Lindsay	TXLA	2001	0.67	28.80	1:01.39 32.59	6.30 C
24	7	9	CONWAY Shannon	NBAC	◆ 2008	0.74	28.20	1:01.54 33.34	6.45 C

Official Timekeeping by Omega





2025 TYR Pro Swim Series

Fort Lauderdale, FL

April 30 - May 3



Event 29

3 MAY 2025 - 10:11 AM

Women's 100m Butterfly

Heats

Results Summary

Event Number 29

Rank	Heat	Lane	Name	Club Code	Year of Birth	R.T.	50m	Time	Time Behind	
25	5	3	KLEIN Taylor	MSA	◆ 2008	0.80	28.37	1:01.61 33.24	6.52	R
26	3	8	STANLEY Ellie	TNAQ	◆ 2009	0.80	28.61	1:01.75 33.14	6.66	R
27	6	1	LEHMAN Alyce	JW	◆ 2008	0.78	28.61	1:01.81 33.20	6.72	
28	2	1	NOVINSKIY Victoria	BHA	2004	0.75	29.30	1:01.88 32.58	6.79	
29	5	5	BARTEE Zetta Grace	MSA	◆ 2007	0.68	29.12	1:01.91 32.79	6.82	
30	3	0	DOIG Natalie	RATS	2006	0.72	29.25	1:02.05 32.80	6.96	
31	3	6	SHEIKHALIZADEHKHANGH M.	FORD	2004	0.81	28.53	1:02.07 33.54	6.98	
=32	2	4	ARNALL Alba	WEST	◆ 2008	0.66	29.08	1:02.13 33.05	7.04	
=32	5	6	ROTTINK Roos	MTAC	◆ 2008	0.69	28.77	1:02.13 33.36	7.04	
34	7	7	MENESES KOVACS Athena	VT	2004	0.68	28.56	1:02.20 33.64	7.11	
35	5	2	NIXON Nikki	TAC	◆ 2009	0.74	29.29	1:02.24 32.95	7.15	
36	3	4	MASON Amelia	FAC	◆ 2007	0.62	29.31	1:02.25 32.94	7.16	
37	6	0	BACHER Taylor	RAYS	2006	0.73	29.18	1:02.27 33.09	7.18	
=38	4	4	VILLACIS Samantha	PAA	◆ 2008	0.61	29.12	1:02.29 33.17	7.20	
=38	6	7	SMITHWICK Heidi	PRIN	2003	0.71	28.92	1:02.29 33.37	7.20	
40	3	7	SCHINSKY Ellie	SCAR	2004	0.66	29.19	1:02.40 33.21	7.31	
41	4	7	KRYGER Madison	CAN	◆ 2008	0.75	28.84	1:02.41 33.57	7.32	
42	5	8	VELTE Lucy	EKC	◆ 2009	0.69	28.65	1:02.48 33.83	7.39	
43	4	3	BELK Emma	SPA-AR	◆ 2008	0.66	29.02	1:02.49 33.47	7.40	
44	8	9	CALLIS Emerson	QSTS	◆ 2008	0.67	29.04	1:02.52 33.48	7.43	
45	4	2	EICHBRECHT Elizabeth	NOVAMI	◆ 2008	0.86	28.98	1:02.58 33.60	7.49	
46	4	6	ARNALL Ines	WEST	◆ 2008	0.74	29.11	1:02.59 33.48	7.50	
47	8	0	BEU Izzy	ACAD	◆ 2007	0.73	29.39	1:02.77 33.38	7.68	
48	1	4	RAMPERSAD Kiera	EA	◆ 2007	0.62	29.58	1:02.83 33.25	7.74	
49	4	5	GOREY Faith	CSC-IN	◆ 2009	0.70	29.04	1:03.04 34.00	7.95	
50	2	2	ROTTINK Eva	MTAC	◆ 2008	0.78	29.44	1:03.07 33.63	7.98	
=51	4	1	SOLERA Karina	CRC	2006	0.71	29.56	1:03.15 33.59	8.06	

Official Timekeeping by Omega





2025 TYR Pro Swim Series

Fort Lauderdale, FL

April 30 - May 3



Event 29

3 MAY 2025 - 10:11 AM

Women's 100m Butterfly

Heats

Results Summary

Event Number 29

Rank	Heat	Lane	Name	Club Code	Year of Birth	R.T.	50m	Time	Time Behind
=51	4	9	KAMINSKI Feagin	CWAC	◆ 2009	0.63	29.10	1:03.15 34.05	8.06
53	1	5	KURIGER Cam	SCAR	2004	0.75	29.41	1:03.23 33.82	8.14
54	5	1	SOTOMAYOR Alexia	SAS	2006	0.53	29.30	1:03.25 33.95	8.16
55	2	0	CONG Brianna	CS	◆ 2007	0.60	29.31	1:03.65 34.34	8.56
56	3	5	LISTA Angelina	SYS	◆ 2008	0.68	29.46	1:03.68 34.22	8.59
57	5	0	WENTZEL Annabelle	AQJT	◆ 2007	0.72	29.41	1:03.88 34.47	8.79
=58	1	3	HERL Addy	HRA	◆ 2007	0.68	29.74	1:04.28 34.54	9.19
=58	2	6	HAGER Jaylee	SASA	◆ 2007	0.62	28.32	1:04.28 35.96	9.19
60	3	2	TRAN Thi	LIFENJ	◆ 2007	0.62	29.84	1:04.57 34.73	9.48
61	3	9	BARTLE Caitlin	BD	◆ 2007	0.73	29.92	1:04.59 34.67	9.50
62	5	9	WHEELER Jane	CRIM	◆ 2008	0.81	29.62	1:04.97 35.35	9.88
63	2	5	WOJTOWICZ Bella	ACAD	◆ 2007	0.65	29.42	1:05.01 35.59	9.92
64	3	3	FRICKLETON Aneshka	TSC	◆ 2007	0.67	29.82	1:05.23 35.41	10.14
	2	3	MUNZ Evie	MTAC	2006			DNS	
	3	1	ALLEN Eloise	UBCT	2004			DNS	
	4	0	BUCKLEY Sadie	NCAP	◆ 2009			DNS	
	4	8	HAZLEHURST Ana	UN-IN	2006			DNS	
	6	9	WILSON Charlotte	UN-VA	2006			DNS	
	8	5	McINTOSH Summer	SYS	2006			DNS	
	8	6	MANUEL Simone	TXLA	1996			DNS	
	5	4	GWINN Applejean	SAND	2006			DSQ	

Legend:							
=	Equal rank	◆	Junior swimmer	A	Qualified for final A	AR	American Record
B	Qualified for final B	C	Qualified for final C	DNS	Did Not Start	DSQ	Disqualified
R	Reserve	R.T.	Reaction Time	US	US Open Record	WJ	World Junior Record
WR	World Record						

Official Timekeeping by Omega





2025 TYR Pro Swim Series

Fort Lauderdale, FL

April 30 - May 3



Event 30

3 MAY 2025 - 10:26 AM

Men's 100m Butterfly

Heats

Results Summary

Event Number 30

	Record	Split	Name	NAT Code	Location	Date
WR	49.45	23.00	DRESSEL Caeleb	GSC-FL	Tokyo (JPN)	31 JUL 2021
AR	49.45	23.00	DRESSEL Caeleb	GSC-FL	Tokyo (JPN)	30 JUL 2021
US	49.76	23.31	DRESSEL Caeleb	GSC-FL	Omaha, NE (USA)	18 JUN 2021
WJ	50.62	23.85	MILAK Kristof	HUN	Budapest (HUN)	29 JUL 2017

Rank	Heat	Lane	Name	Club Code	Year of Birth	R.T.	50m	Time	Time Behind
1	7	4	KHARUN Ilya	UN-AZ	2005	0.67	23.97	50.86 26.89	A
2	6	5	KAMMANN Bjoern	TENN	2001	0.72	23.97	52.12 28.15	1.26 A
3	1	7	KOCH Julian	PITT	2006	0.64	24.12	52.28 28.16	1.42 A
4	6	3	MUHAMMAD Kamal	UN-CA	2003	0.66	23.84	52.36 28.52	1.50 A
5	5	3	ESPERNBERGER Martin	TENN	2003	0.61	24.52	52.50 27.98	1.64 A
6	5	4	JULIAN Trenton	MVN	1998	0.63	24.98	52.77 27.79	1.91 A
7	6	2	BALBI Diego	SAS	2005	0.66	25.17	53.10 27.93	2.24 A
8	7	1	HUSSEY Patrick	NCAC	2001	0.64	25.36	53.29 27.93	2.43 A
9	7	5	DAHLGREN Jack	AQJT	2000	0.67	24.93	53.48 28.55	2.62 B
10	4	1	KARAHALIS Alex	PSU	2005	0.62	24.99	53.54 28.55	2.68 B
11	7	6	SENC-SAMARDZIC Filip	UN-AZ	2005	0.65	25.13	53.71 28.58	2.85 B
12	5	5	HAYON Will	VT	2004	0.65	25.07	53.77 28.70	2.91 B
13	7	7	BRANON Ryan	TXLA	2004	0.64	25.44	53.87 28.43	3.01 B
14	5	6	SMITH Sebastian	PATS	2004	0.64	24.65	53.88 29.23	3.02 B
15	7	3	COX Rowan	TXLA	◆ 2007	0.66	25.44	53.97 28.53	3.11 B
16	4	7	HOWARD Charles	JDST	◆ 2009	0.70	25.28	54.21 28.93	3.35 B
17	1	1	PEREZ Emil	UN-FG	2004	0.59	25.38	54.24 28.86	3.38 C
18	7	2	SHACKELL Aaron	CSC-IN	2004	0.69	25.31	54.46 29.15	3.60 C
19	5	2	OGILVIE Keir	VIC	2002	0.64	25.25	54.48 29.23	3.62 C
20	5	0	GONZALEZ ALVAREZ Arbidel	ESP	2002	0.70	25.93	54.68 28.75	3.82 C
21	4	4	RUVALCABA CRUZ Hector	AGS	1997	0.68	25.53	54.71 29.18	3.85 C
22	6	9	WILCOX Boone	LAK	◆ 2008	0.69	25.82	54.76 28.94	3.90 C
23	6	1	MARTINEZ NOVOA Miguel	ESP	2000	0.71	25.49	54.78 29.29	3.92 C
24	7	8	DILGER Devin	FLOR	2005	0.69	25.55	54.81 29.26	3.95 C

Official Timekeeping by Omega





2025 TYR Pro Swim Series

Fort Lauderdale, FL

April 30 - May 3



Event 30

3 MAY 2025 - 10:26 AM

Men's 100m Butterfly

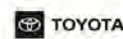
Heats

Results Summary

Event Number 30

Rank	Heat	Lane	Name	Club Code	Year of Birth	R.T.	50m	Time	Time Behind	
25	5	8	BALVA Arthur	PRIN	2005	0.64	25.32	54.85 29.53	3.99	R
26	5	7	NOGUCHI Logan	PRIN	2005	0.63	25.42	54.99 29.57	4.13	R
27	4	8	RICE Mike	MSA	◆ 2008	0.60	25.74	55.03 29.29	4.17	
28	6	7	LILIENTHAL Kai	UBCT	2005	0.56	25.53	55.07 29.54	4.21	
29	4	2	GEH Michael	BAD	◆ 2007	0.65	25.95	55.23 29.28	4.37	
30	4	6	DOVELLOS George	BSS	◆ 2008	0.67	25.73	55.27 29.54	4.41	
31	6	6	McKENNA Conor	PRIN	2003	0.70	25.20	55.32 30.12	4.46	
32	3	1	SHACKELL Andrew	CSC-IN	2006	0.66	25.92	55.37 29.45	4.51	
33	1	4	STACHTIARIS Jagger	UN-NE	2006	0.64	25.46	55.41 29.95	4.55	
34	2	6	AYERS Alex	MAC-NC	2005	0.72	25.92	55.42 29.50	4.56	
35	2	2	LUSSIER Thomas	BSS	◆ 2008	0.62	25.88	55.55 29.67	4.69	
36	6	8	KATTAU Caleb	SAND	◆ 2007	0.69	26.29	55.56 29.27	4.70	
37	7	0	GINZER Wells	UBCT	2006	0.67	26.04	55.63 29.59	4.77	
38	4	5	PLOOF Andrew	AQJT	◆ 2007	0.56	26.04	55.72 29.68	4.86	
39	5	1	AIMABLE Steven	AZFL	1999	0.66	25.96	55.79 29.83	4.93	
40	3	2	LYNESS Henry	CGAC	◆ 2007	0.65	26.09	55.87 29.78	5.01	
41	3	7	STOLARCZYK Sawyer	SASA	◆ 2008	0.75	26.25	55.88 29.63	5.02	
42	4	3	GOODMAN Alex	JW	◆ 2009	0.70	26.21	56.08 29.87	5.22	
43	3	6	SAMMONS David	MAC-NC	◆ 2009	0.67	26.41	56.10 29.69	5.24	
=44	2	3	VALDERRAMA Carlos	RMDA	2006	0.62	26.53	56.13 29.60	5.27	
=44	3	3	CAMPBELL Brady	RAYS	◆ 2008	0.66	25.80	56.13 30.33	5.27	
46	3	8	BRANON Daniel	NBAC	◆ 2008	0.68	26.50	56.15 29.65	5.29	
47	4	0	TORRES Roman	YY	◆ 2008	0.64	26.15	56.18 30.03	5.32	
48	1	3	KULP Charlie	LIFENJ	◆ 2007	0.64	26.35	56.30 29.95	5.44	
49	2	8	MANZO GUADARRAMA Haffid	NST	1997	0.61	26.27	56.33 30.06	5.47	
50	3	0	MACHO Parker	IFLY	◆ 2008	0.73	26.35	56.35 30.00	5.49	
51	3	9	BICE Palmer	NAAC	2006	0.62	25.72	56.52 30.80	5.66	

Official Timekeeping by Omega





2025 TYR Pro Swim Series

Fort Lauderdale, FL

April 30 - May 3



Event 30

3 MAY 2025 - 10:26 AM

Men's 100m Butterfly

Heats

Results Summary

Event Number 30

Rank	Heat	Lane	Name	Club Code	Year of Birth	R.T.	50m	Time	Time Behind
52	2	9	GRESHAM Zackary	AZFL	2004	0.63	26.28	56.59 30.31	5.73
53	2	5	LABARRE Tristan	CHI	2004	0.57	26.64	56.75 30.11	5.89
54	3	5	CARR Nathan	AQJT	◆ 2007	0.62	26.76	57.01 30.25	6.15
55	1	2	GEORGE MATHEW Tanish	VT	2003	0.60	26.61	57.02 30.41	6.16
56	2	4	PINEIRO Anthony	SFLS	◆ 2007	0.64	26.57	57.05 30.48	6.19
57	2	1	SELTS Peyton	GRSC	◆ 2007	0.61	26.52	57.43 30.91	6.57
58	2	0	FOX Michael	LIFEAZ	2006	0.75	26.36	57.48 31.12	6.62
59	5	9	OMIELAN Glen	UBCT	2004	0.59	26.21	57.56 31.35	6.70
60	1	8	GUO Ethan	CS	2006	0.68	26.94	57.61 30.67	6.75
61	1	9	PLEWNIAK Kevin	TAC	2000	0.65	26.61	57.91 31.30	7.05
62	1	5	GUMINO Michael	BSS	◆ 2007	0.62	26.61	58.01 31.40	7.15
63	1	6	MORLEY Cooper	PSU	2003	0.70	26.44	58.27 31.83	7.41
64	1	0	ERWIN Quint	CFSC	2006	0.68	26.74	58.28 31.54	7.42
	2	7	ZARDAVETS Luke	BSS	◆ 2009			DNS	
	3	4	HILL Xavier	UN-CO	2004			DNS	
	4	9	BALBI Joshua	SAS	2002			DNS	
	6	0	ZUBIK Jan	UMIZ	2003			DNS	
	6	4	ANDREW Michael	SUN	1999			DNS	
	7	9	PALMER Tommy	UN-AZ	2003			DNS	

Legend:							
=	Equal rank	◆	Junior swimmer	A	Qualified for final A	AR	American Record
B	Qualified for final B	C	Qualified for final C	DNS	Did Not Start	R	Reserve
R.T.	Reaction Time	US	US Open Record	WJ	World Junior Record	WR	World Record

Official Timekeeping by Omega





2025 TYR Pro Swim Series

Fort Lauderdale, FL

April 30 - May 3



Event 31

3 MAY 2025 - 10:39 AM

Women's 200m Individual Medley

Heats

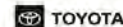
Results Summary

Event Number 31

	Record	Splits				Name	NAT Code	Location	Date
WR	2:06.12	27.30	58.94	1:35.64	HOSSZU Katinka	HUN	Kazan (RUS)	3 AUG 2015	
AR	2:06.15	27.72	59.24	1:36.31	KUKORS Ariana	USA	Rome (ITA)	27 JUL 2009	
US	2:06.79	26.78	1:00.05	1:36.62	DOUGLASS Kate	NYAC	Indianapolis, IN (USA)	22 JUN 2024	
WJ	2:06.56	26.80	58.60	1:36.13	McINTOSH Summer	SYS	Paris (FRA)	3 AUG 2024	

Rank	Heat	Lane	Name	Club Code	Year of Birth	R.T.	50m	100m	150m	Time	Time Behind
1	6	4	HAYES Leah	UN-VA	2005	0.78	28.77	1:02.51 33.74	1:40.07 37.56	2:11.12 31.05	A
2	8	4	WALSH Alex	NYAC	2001	0.78	27.66	1:01.44 33.78	1:39.55 38.11	2:11.94 32.39	0.82 A
3	7	4	SMITH Regan	TXLA	2002	0.71	27.74	1:00.45 32.71	1:41.24 40.79	2:12.49 31.25	1.37 A
4	8	5	WALSHE Eilen	TMP	2001	0.69	28.96	1:03.21 34.25	1:42.35 39.14	2:14.32 31.97	3.20 A
=5	6	5	SIMS Bella	SAND	2005	0.59	28.15	1:01.08 32.93	1:43.19 42.11	2:14.74 31.55	3.62 A
=5	6	6	DERIVAUX Audrey	JW	◆ 2009	0.76	28.17	1:01.76 33.59	1:42.70 40.94	2:14.74 32.04	3.62 A
7	7	5	DIXON Zoe	FLOR	2004	0.67	28.63	1:02.45 33.82	1:42.42 39.97	2:14.92 32.50	3.80 A
8	8	6	BRICKER Caroline	ALTO	2005	0.68	28.42	1:04.13 35.71	1:43.03 38.90	2:15.28 32.25	4.16 A
9	8	3	CABANES GARZAS Laura	ESP	2006	0.66	28.76	1:03.89 35.13	1:43.70 39.81	2:15.44 31.74	4.32 B
10	8	1	BUCKLEY Sadie	NCAP	◆ 2009	0.57	28.88	1:02.51 33.63	1:43.90 41.39	2:16.25 32.35	5.13 B
11	7	1	SUN Eleanor	PRIN	2004	0.70	29.50	1:04.51 35.01	1:44.79 40.28	2:16.70 31.91	5.58 B
12	7	2	MALUKA Ieva	ABSC	2003	0.63	28.88	1:03.23 34.35	1:44.94 41.71	2:17.22 32.28	6.10 B
13	7	6	SCOTT Elle	MAC-NC	◆ 2007	0.72	28.77	1:05.82 37.05	1:45.00 39.18	2:17.28 32.28	6.16 B
14	6	2	VAZQUEZ RUIZ Alba	ESP	2002	0.71	29.83	1:06.23 36.40	1:45.20 38.97	2:17.50 32.30	6.38 B
15	8	2	ODGERS Isabelle	NOVACA	2000	0.74	29.41	1:06.43 37.02	1:45.24 38.81	2:17.60 32.36	6.48 B
16	7	9	KRUGER Lainy	FLOR	2005	0.71	29.89	1:06.06 36.17	1:47.20 41.14	2:18.86 31.66	7.74 B
17	5	3	MEADWAY Shannon	SCAR	2001	0.74	29.94	1:04.61 34.67	1:46.29 41.68	2:19.00 32.71	7.88 C
18	3	9	LIU Reina	TAC	◆ 2010	0.65	29.27	1:05.03 35.76	1:47.43 42.40	2:19.64 32.21	8.52 C
19	4	0	GIBSON Hayden	HAWG	◆ 2008	0.69	30.24	1:04.55 34.31	1:45.87 41.32	2:19.92 34.05	8.80 C
20	7	0	HAZLEHURST Ana	UN-IN	2006	0.68	28.93	1:05.30 36.37	1:46.21 40.91	2:19.95 33.74	8.83 C
21	2	4	MARKVARDT Margaret	PSU	2000	0.68	28.86	1:05.93 37.07	1:47.03 41.10	2:20.41 33.38	9.29 C
22	6	7	KLAMFOTH Avery	MAC-NC	◆ 2007	0.73	30.54	1:07.10 36.56	1:46.67 39.57	2:20.42 33.75	9.30 C
23	6	3	McDONALD Haley	LAK	◆ 2007	0.71	29.85	1:05.98 36.13	1:47.96 41.98	2:20.98 33.02	9.86 C
24	8	9	BROWN Eliza	PRIN	2004	0.67	30.37	1:07.33 36.96	1:48.25 40.92	2:21.14 32.89	10.02 C

Official Timekeeping by Omega





2025 TYR Pro Swim Series

Fort Lauderdale, FL

April 30 - May 3



Event 31

3 MAY 2025 - 10:39 AM

Women's 200m Individual Medley

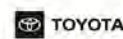
Heats

Results Summary

Event Number 31

Rank	Heat	Lane	Name	Club Code	Year of Birth	R.T.	50m	100m	150m	Time	Time Behind
25	5	1	CONWAY Shannon	NBAC	◆ 2008	0.75	28.96	1:06.16 37.20	1:48.60 42.44	2:21.15 32.55	10.03 R
26	8	0	BEZANSON Maya	TSC	◆ 2007	0.72	30.07	1:05.25 35.18	1:48.92 43.67	2:21.20 32.28	10.08 R
27	6	1	PLAZA Sofia	FLOR	2005	0.83	31.25	1:08.95 37.70	1:48.64 39.69	2:21.21 32.57	10.09
28	2	3	MEISNER Catherine	PSU	2003	0.73	29.38	1:06.47 37.09	1:48.05 41.58	2:21.25 33.20	10.13
29	5	0	HARDY Sydney	SYS	◆ 2011	0.68	30.05	1:07.04 36.99	1:49.03 41.99	2:21.30 32.27	10.18
30	5	5	DU Shu Tong	MAC-IT	◆ 2008	0.76	29.94	1:06.01 36.07	1:47.93 41.92	2:21.38 33.45	10.26
31	7	8	CALLIS Emerson	QSTS	◆ 2008	0.68	30.14	1:06.61 36.47	1:48.35 41.74	2:21.46 33.11	10.34
32	5	7	WILSON Charlotte	UN-VA	2006	0.80	30.17	1:06.55 36.38	1:48.94 42.39	2:21.58 32.64	10.46
33	3	3	BARR Sloane	TAC	◆ 2009	0.64	30.05	1:06.46 36.41	1:48.18 41.72	2:21.69 33.51	10.57
=34	4	7	CLARKE Ellie	CSC-IN	◆ 2009	0.77	30.03	1:05.87 35.84	1:49.73 43.86	2:21.73 32.00	10.61
=34	6	9	ROBILLARD Adalene	RAYS	◆ 2007	0.66	30.38	1:07.62 37.24	1:47.49 39.87	2:21.73 34.24	10.61
36	2	7	WHEELER Meg	PRIN	2003	0.64	31.00	1:07.89 36.89	1:49.34 41.45	2:22.07 32.73	10.95
37	5	2	BARR Kayla	CSC-IN	◆ 2007	0.72	31.21	1:07.66 36.45	1:50.31 42.65	2:22.24 31.93	11.12
38	4	5	SHIELDS Shaelyn	MSA	◆ 2007	0.79	30.82	1:05.30 34.48	1:48.20 42.90	2:22.32 34.12	11.20
39	4	1	HANSEN Karrington	SPA-FL	◆ 2008	0.71	29.55	1:05.60 36.05	1:50.23 44.63	2:22.51 32.28	11.39
40	7	7	BRAEGER K C	LAK	◆ 2007	0.71	29.89	1:05.96 36.07	1:48.35 42.39	2:22.58 34.23	11.46
41	5	4	BACHER Taylor	RAYS	2006	0.75	29.41	1:06.85 37.44	1:49.58 42.73	2:22.86 33.28	11.74
42	2	2	STANLEY Ellie	TNAQ	◆ 2009	0.72	29.54	1:05.86 36.32	1:49.68 43.82	2:23.20 33.52	12.08
43	3	2	HAGER Jaylee	SASA	◆ 2007	0.70	29.52	1:06.65 37.13	1:51.51 44.86	2:23.39 31.88	12.27
=44	2	6	ECKERMAN Maeve	SYS	2006	0.71	29.59	1:04.60 35.01	1:49.02 44.42	2:23.45 34.43	12.33
=44	3	4	MEEKINS Nola	TAC	◆ 2009	0.78	30.54	1:07.53 36.99	1:49.77 42.24	2:23.45 33.68	12.33
46	5	9	MUSIELLO Gio	EA	2006	0.75	30.67	1:08.10 37.43	1:49.87 41.77	2:23.60 33.73	12.48
47	4	4	HE Carolin	TAC	◆ 2009	0.80	31.51	1:11.31 39.80	1:51.40 40.09	2:24.01 32.61	12.89
48	4	8	MEISNER Julia	PSU	2003	0.81	30.45	1:07.76 37.31	1:51.19 43.43	2:24.11 32.92	12.99
49	1	5	SHAFER Julia	RAYS	◆ 2007	0.65	30.15	1:07.57 37.42	1:51.93 44.36	2:24.59 32.66	13.47
50	5	8	KOWAL Paige	ACAD	◆ 2009	0.71	30.55	1:09.37 38.82	1:51.92 42.55	2:24.60 32.68	13.48
51	1	3	CARDENAS Isabella	SYS	2006	0.58	30.21	1:07.94 37.73	1:50.42 42.48	2:24.61 34.19	13.49

Official Timekeeping by Omega





2025 TYR Pro Swim Series

Fort Lauderdale, FL

April 30 - May 3



Event 31

3 MAY 2025 - 10:39 AM

Women's 200m Individual Medley

Heats

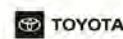
Results Summary

Event Number 31

Rank	Heat	Lane	Name	Club Code	Year of Birth	R.T.	50m	100m	150m	Time	Time Behind
52	2	1	WILBUR Lilla	NCAP	◆ 2008	0.77	31.09	1:09.88 38.79	1:51.29 41.41	2:24.75 33.46	13.63
53	3	6	MEJIA ARCE Lucero	BSS	◆ 2007	0.72	29.91	1:05.93 36.02	1:52.35 46.42	2:24.91 32.56	13.79
54	4	6	LO Jade	UBCT	2004	0.69	30.03	1:07.33 37.30	1:51.66 44.33	2:24.98 33.32	13.86
55	5	6	NIXON Nikki	TAC	◆ 2009	0.67	30.01	1:08.35 38.34	1:51.54 43.19	2:25.13 33.59	14.01
56	3	0	KILTY Caroline	NCAP	◆ 2008	0.83	30.81	1:08.84 38.03	1:51.31 42.47	2:25.25 33.94	14.13
57	2	9	VELTE Lucy	EKC	◆ 2009	0.71	29.96	1:08.67 38.71	1:54.02 45.35	2:25.40 31.38	14.28
58	3	8	HINRICH Kenzie	SFST	◆ 2008	0.70	30.68	1:08.10 37.42	1:51.16 43.06	2:25.60 34.44	14.48
59	3	5	MOULSON Vivian	CRIM	◆ 2008	0.74	30.42	1:09.23 38.81	1:52.42 43.19	2:25.67 33.25	14.55
60	2	8	YACOVIELLO Molly	YY	◆ 2007	0.80	30.64	1:08.90 38.26	1:51.31 42.41	2:26.15 34.84	15.03
61	4	2	SANDERS Katherine	NBAC	◆ 2007	0.79	31.04	1:08.67 37.63	1:50.51 41.84	2:26.30 35.79	15.18
62	4	3	WARNICK Lucy	SAND	2006	0.64	31.81	1:11.17 39.36	1:52.68 41.51	2:26.94 34.26	15.82
63	1	4	NAWROCKI Elizabeth	ACAD	◆ 2007	0.72	30.86	1:10.54 39.68	1:51.81 41.27	2:27.51 35.70	16.39
64	3	1	BARTEE Zetta Grace	MSA	◆ 2007	0.65	29.75	1:09.92 40.17	1:53.88 43.96	2:27.53 33.65	16.41
	2	0	SCHROEDER Katie	FLOR	2005					DNS	
	2	5	NOVINSKIY Victoria	BHA	2004					DNS	
	4	9	REESE Aidyn	LAKR	◆ 2008					DNS	
	6	0	BEU Izzy	ACAD	◆ 2007					DNS	
	6	8	TIGERT Leah	TSC	◆ 2008					DNS	
	7	3	GRIMES Katie	UN-VA	2006					DNS	
	8	8	WEYANT Gracie	FLOR	2005					DNS	
	3	7	FOUITAH Heba	ASL	◆ 2010					DSQ	
	8	7	STOLL Campbell	TXLA	2005					DSQ	

Legend:			
=	Equal rank	◆	Junior swimmer
B	Qualified for final B	C	Qualified for final C
R	Reserve	R.T.	Reaction Time
WR	World Record	A	Qualified for final A
		DNS	Did Not Start
		US	US Open Record
		AR	American Record
		DSQ	Disqualified
		WJ	World Junior Record

Official Timekeeping by Omega





2025 TYR Pro Swim Series

Fort Lauderdale, FL

April 30 - May 3



Event 32

3 MAY 2025 - 11:05 AM

Men's 200m Individual Medley

Heats

Results Summary

Event Number 32

	Record	Splits	Name	NAT Code	Location	Date
WR	1:54.00	24.89 53.48 1:26.51	LOCHTE Ryan	USA	Shanghai (CHN)	28 JUL 2011
AR	1:54.00	24.89 53.48 1:26.51	LOCHTE Ryan	USA	Shanghai (CHN)	28 JUL 2011
US	1:54.43	24.86 53.28 1:26.69	LOCHTE Ryan	USA	Irvine, CA (USA)	8 SEP 2010
WJ	1:56.99	24.74 53.90 1:28.95	KOS Hubert	TXLA	Budapest (HUN)	19 MAY 2021

Rank	Heat	Lane	Name	Club Code	Year of Birth	R.T.	50m	100m	150m	Time	Time Behind
1	6	5	SMITH Kieran	RAC	2000	0.71	25.73	55.63 29.90	1:30.49 34.86	1:59.69 29.20	A
2	7	4	MARCHAND Leon	TXLA	2002	0.69	25.62	55.99 30.37	1:30.72 34.73	2:00.35 29.63	0.66 A
3	7	3	SCHOTT Mitchell	PRIN	2004	0.65	25.78	57.11 31.33	1:32.44 35.33	2:00.37 27.93	0.68 A
4	6	4	FOSTER Carson	RAYS	2001	0.63	25.67	56.21 30.54	1:31.34 35.13	2:01.16 29.82	1.47 A
5	5	4	CASAS Shaine	TXLA	1999	0.71	24.99	56.58 31.59	1:31.17 34.59	2:01.25 30.08	1.56 A
6	5	3	SANDERS Grant	FASTFL	1997	0.68	25.59	56.23 30.64	1:31.19 34.96	2:01.52 30.33	1.83 A
7	5	5	KOS Hubert	TXLA	2003	0.65	25.35	57.01 31.66	1:32.45 35.44	2:01.59 29.14	1.90 A
8	6	6	STANTON Baylor	GA	♦ 2007	0.65	26.29	56.79 30.50	1:33.16 36.37	2:02.59 29.43	2.90 A
9	6	2	BRIED Tommy	UOFL	2003	0.67	26.12	58.82 32.70	1:33.54 34.72	2:03.34 29.80	3.65 B
10	7	2	McKEAN Campbell	BEND	2006	0.65	25.87	58.46 32.59	1:33.29 34.83	2:03.43 30.14	3.74 B
11	7	7	TURNER Jacob	UN-NE	2006	0.63	26.31	57.59 31.28	1:33.85 36.26	2:04.16 30.31	4.47 B
12	5	2	PANCEREVAS Daniil	VT	2004	0.71	25.99	58.75 32.76	1:34.92 36.17	2:04.49 29.57	4.80 B
13	5	1	NORMAN Aiden	FLOR	2006	0.72	26.51	57.21 30.70	1:35.60 38.39	2:04.80 29.20	5.11 B
14	6	1	HOOVER Gerhardt	CS	♦ 2008	0.68	26.53	58.52 31.99	1:34.65 36.13	2:04.88 30.23	5.19 B
15	5	7	MIKELSONS Kristaps	LAT	2004	0.66	26.44	59.29 32.85	1:34.87 35.58	2:05.03 30.16	5.34 B
16	6	8	HONEY Sean	PSU	2005	0.67	26.15	57.26 31.11	1:35.57 38.31	2:05.24 29.67	5.55 B
17	7	9	YORK Wilson	LAK	♦ 2009	0.70	27.35	1:01.04 33.69	1:34.77 33.73	2:05.72 30.95	6.03 C
18	6	3	ENOCH Gregg	UOFL	2006	0.64	25.84	58.01 32.17	1:34.79 36.78	2:06.06 31.27	6.37 C
19	6	7	CAKIR Noah	TS	♦ 2007	0.72	26.82	59.93 33.11	1:34.75 34.82	2:06.43 31.68	6.74 C
20	7	5	GONZALEZ de OLIVIERA Hugo	ESP	1999	0.67	26.34	59.68 33.34	1:36.92 37.24	2:06.66 29.74	6.97 C
21	7	0	DORNOFF Anthony	RMDA	♦ 2009	0.73	27.80	1:01.27 33.47	1:37.64 36.37	2:06.80 29.16	7.11 C
22	4	3	FURLOW Tristan	SAC	♦ 2007	0.64	27.40	1:00.66 33.26	1:37.34 36.68	2:07.08 29.74	7.39 C
23	4	7	CHIAM Cohen	BSS	2006	0.62	27.69	1:01.37 33.68	1:36.82 35.45	2:07.11 30.29	7.42 C
24	5	0	SANTOS Gian	UN-CA	2006	0.64	26.69	59.86 33.17	1:37.35 37.49	2:07.21 29.86	7.52 C

Official Timekeeping by Omega





2025 TYR Pro Swim Series

Fort Lauderdale, FL

April 30 - May 3



Event 32

3 MAY 2025 - 11:05 AM

Men's 200m Individual Medley

Heats

Results Summary

Event Number 32

Rank	Heat	Lane	Name	Club Code	Year of Birth	R.T.	50m	100m	150m	Time	Time Behind
25	4	4	BRENNAN Francis	CAN	◆ 2007	0.74	27.44	1:00.10 32.66	1:38.44 38.34	2:07.28 28.84	7.59 R
26	4	2	SHINKYO Kai	REV	◆ 2008	0.72	28.11	1:02.99 34.88	1:38.29 35.30	2:07.41 29.12	7.72 R
27	2	4	ZHAO Jason	RAYS	2006	0.63	26.61	1:00.98 34.37	1:37.85 36.87	2:07.49 29.64	7.80
28	3	1	HARTZLER Jackson	CFSC	◆ 2009	0.74	27.92	1:01.42 33.50	1:38.17 36.75	2:08.03 29.86	8.34
29	3	4	GOREY Michael	CSC-IN	2006	0.65	27.17	1:00.86 33.69	1:38.27 37.41	2:08.20 29.93	8.51
30	4	0	KELLERMAN Jason	NBAC	◆ 2007	0.64	27.07	58.50 31.43	1:38.28 39.78	2:08.29 30.01	8.60
31	6	9	ALEMAN Liam	GSC-FL	2006	0.65	27.91	1:01.59 33.68	1:37.30 35.71	2:08.77 31.47	9.08
=32	1	2	THOMPSON Brian	TAC	2002	0.65	26.51	1:01.39 34.88	1:38.38 36.99	2:08.93 30.55	9.24
=32	2	1	RUSSELL Brock	SFST	2006	0.68	28.09	1:01.29 33.20	1:38.15 36.86	2:08.93 30.78	9.24
34	4	5	BRANON Daniel	NBAC	◆ 2008	0.65	27.08	1:00.36 33.28	1:38.41 38.05	2:08.98 30.57	9.29
35	7	1	CHRISTENSEN Andrew	PSU	2004	0.66	27.28	1:00.87 33.59	1:38.97 38.10	2:09.36 30.39	9.67
36	1	6	HANEY James	ECCC	2006	0.61	26.31	59.97 33.66	1:39.62 39.65	2:09.54 29.92	9.85
37	5	8	GARCIA Nico	VT	2002	0.64	27.54	1:00.03 32.49	1:38.45 38.42	2:09.58 31.13	9.89
38	2	9	POLIACIK Jakub	VT	2004	0.65	27.24	1:01.37 34.13	1:39.73 38.36	2:09.63 29.90	9.94
39	4	9	SAMMONS David	MAC-NC	◆ 2009	0.71	27.70	1:01.19 33.49	1:38.92 37.73	2:09.69 30.77	10.00
40	1	5	HAKES Hayden	IFLY	2006	0.58	26.83	58.85 32.02	1:39.39 40.54	2:09.80 30.41	10.11
41	2	2	KAY Tyler	SFST	2006	0.66	27.56	1:01.75 34.19	1:39.82 38.07	2:09.88 30.06	10.19
42	1	4	HALL Landon	TNAQ	◆ 2009	0.65	26.74	1:00.53 33.79	1:38.98 38.45	2:10.39 31.41	10.70
43	2	8	MACHO Parker	IFLY	◆ 2008	0.73	27.60	1:01.51 33.91	1:39.83 38.32	2:10.56 30.73	10.87
44	3	6	BATHALA Ethan	BSS	◆ 2008	0.65	27.61	1:00.59 32.98	1:39.89 39.30	2:10.99 31.10	11.30
45	2	0	ZARDAVETS Luke	BSS	◆ 2009	0.58	27.37	1:02.93 35.56	1:40.33 37.40	2:11.00 30.67	11.31
46	2	5	SGROI Vito	SYS	◆ 2008	0.67	28.20	1:01.88 33.68	1:40.93 39.05	2:11.17 30.24	11.48
47	3	8	ZHOU Michael	NCAP	◆ 2007	0.69	28.07	1:01.98 33.91	1:42.21 40.23	2:11.48 29.27	11.79
48	2	3	RADIC George	MAC-IT	◆ 2007	0.70	27.88	1:02.36 34.48	1:41.92 39.56	2:12.54 30.62	12.85
49	4	6	KATTAU Caleb	SAND	◆ 2007	0.69	27.28	1:02.61 35.33	1:42.48 39.87	2:12.68 30.20	12.99
50	5	9	MARTIN Giulian	CANE	2006	0.69	27.37	1:01.81 34.44	1:40.33 38.52	2:12.71 32.38	13.02
51	3	9	HICKS Ryder	RAYS	2006	0.75	27.68	1:04.32 36.64	1:42.19 37.87	2:12.89 30.70	13.20

Official Timekeeping by Omega





2025 TYR Pro Swim Series

Fort Lauderdale, FL

April 30 - May 3



Event 32

3 MAY 2025 - 11:05 AM

Men's 200m Individual Medley

Heats

Results Summary

Event Number 32

Rank	Heat	Lane	Name	Club Code	Year of Birth	R.T.	50m	100m	150m	Time	Time Behind
52	4	1	McMECHAN Jason	UN-CO	2002	0.63	27.86	1:02.21 34.35	1:41.14 38.93	2:12.93 31.79	13.24
53	2	7	CLARK Liam	RAYS	◆ 2007	0.73	28.38	1:03.01 34.63	1:42.70 39.69	2:14.21 31.51	14.52
54	4	8	JOOS Louis	BSS	◆ 2007	0.61	28.55	1:04.61 36.06	1:42.62 38.01	2:15.07 32.45	15.38
	1	3	YOUNG Lucas	BSS	◆ 2007					DNS	
	2	6	VARON Alejandro	LAKR	◆ 2007					DNS	
	3	0	ALZATE Santi	MAC-NC	◆ 2008					DNS	
	3	2	PLATTS-MILLS Ian	NCAC	◆ 2007					DNS	
	3	3	AYERS Alex	MAC-NC	2005					DNS	
	3	5	BITTNER Matthew	PSU	2003					DNS	
	3	7	GEH Michael	BAD	◆ 2007					DNS	
	5	6	COLL MARTI Carles	ESP	2001					DNS	
	6	0	CAPEN Brayden	ACAD	◆ 2008					DNS	
	7	6	ANDREW Michael	SUN	1999					DNS	
	7	8	KEMP Finn	UN-AZ	2005					DNS	

Legend:							
=	Equal rank	◆	Junior swimmer	A	Qualified for final A	AR	American Record
B	Qualified for final B	C	Qualified for final C	DNS	Did Not Start	R	Reserve
R.T.	Reaction Time	US	US Open Record	WJ	World Junior Record	WR	World Record

Official Timekeeping by Omega





2025 TYR Pro Swim Series

Fort Lauderdale, FL

April 30 - May 3



Event 33

3 MAY 2025 - 11:26 AM

Women's 50m Freestyle

Heats

Results Summary

Event Number 33

	Record	Name	NAT Code	Location	Date
WR	23.61	SJOSTROM Sarah	SWE	Fukuoka (JPN)	29 JUL 2023
AR	23.91	DOUGLASS Kate	NYAC	Doha (QAT)	18 FEB 2024
US	24.00	WEITZEIL Abbey	USA	Indianapolis, IN (USA)	1 JUL 2023
WJ	24.17	CURZAN Claire	TAC	Cary (USA)	14 MAY 2021

Rank	Heat	Lane	Name	Club Code	Year of Birth	R.T.	Time	Time Behind
1	6	4	WALSH Gretchen	NYAC	2003	0.77	24.49	A
2	8	4	DOUGLASS Kate	NYAC	2001	0.67	24.70	0.21 A
3	8	5	HUSKE Torri	AAC	2002	0.60	24.77	0.28 A
4	8	3	ERISMAN Rylee	LAKR	◆2009	0.71	25.00	0.51 A
5	7	4	WASICK Kasia	UN-NT	1992	0.67	25.06	0.57 A
6	7	3	PARKER Maxine	UN-VA	2002	0.70	25.20	0.71 A
7	8	6	OLASEWERE Annam	CPAC	◆2007	0.64	25.21	0.72 A
8	6	2	FOURNIER Sarah	CHI	1996	0.69	25.22	0.73 A
9	7	5	MANUEL Simone	TXLA	1996	0.71	25.26	0.77 B
10	6	5	RUCK Taylor	UN-AZ	2000	0.65	25.31	0.82 B
11	6	6	LARSEN Caroline	UN-MN	2006	0.72	25.37	0.88 B
12	7	6	OLEKSIK Penny	CAN	2000	0.73	25.61	1.12 B
13	8	2	LYON Lismar	SOFL	2000	0.60	25.65	1.16 B
14	6	1	SPADONI Marina	UN-NT	1993	0.63	25.81	1.32 B
15	7	2	WEILER SASTRE Carmen	ESP	2004	0.68	25.82	1.33 B
16	6	8	TIGERT Leah	TSC	◆2008	0.73	25.89	1.40 B
17	6	9	SMITH Regan	TXLA	2002	0.66	25.95	1.46 C
18	6	0	THOMAS Lucy	ALTO	2005	0.64	26.18	1.69 C
19	8	1	MARTIN Caden	TAC	◆2008	0.68	26.21	1.72 C
20	8	8	HARVEY Emma	BER	2001	0.71	26.25	1.76 C
21	6	7	BOARDMAN Mena	CS	◆2008	0.66	26.27	1.78 C
22	7	7	PELAEZ Erika	EA	2006	0.66	26.29	1.80 C
23	8	9	ZALLEN Zara	UMIZ	2004	0.66	26.33	1.84 C
24	4	7	HAGER Averie	SASA	◆2007	0.65	26.36	1.87 C
25	2	1	BROWN Amelia	UN-FL	2006	0.67	26.41	1.92 R
=26	5	6	SMITH Bree	MAC-NC	◆2008	0.70	26.45	1.96 R?
=26	7	1	HEIZER Abigail	SPAC	2006	0.57	26.45	1.96 R?
28	7	8	JOHNSTON Sabrina	PRIN	2004	0.68	26.51	2.02
29	3	8	FOUITAH Heba	ASL	◆2010	0.62	26.54	2.05
=30	5	4	ARCHIBALD Lily	RAC	◆2007	0.69	26.55	2.06
=30	7	0	REESE Addy	FLOR	2005	0.59	26.55	2.06
32	8	0	LIU Reina	TAC	◆2010	0.64	26.56	2.07
33	4	0	HAGER Jaylee	SASA	◆2007	0.62	26.60	2.11
34	4	6	MASON Amelia	FAC	◆2007	0.62	26.62	2.13
35	3	1	ARNALL Ines	WEST	◆2008	0.76	26.67	2.18
36	5	8	LAVIGUEUR Brynn	SYS	◆2007	0.76	26.68	2.19
37	4	8	KAMINSKI Feagin	CWAC	◆2009	0.62	26.69	2.20
=38	4	1	KING Pilar	SPAC	◆2008	0.70	26.71	2.22
=38	5	9	VELTE Lucy	EKC	◆2009	0.68	26.71	2.22
40	2	7	WALTERS Jenna	PRIN	2006	0.67	26.73	2.24
41	7	9	SMITHWICK Heidi	PRIN	2003	0.71	26.74	2.25
=42	3	7	GELUMBICKAS Gabia	SAS	◆2008	0.72	26.75	2.26
=42	5	5	LOPEZ-CASULA Penelope	EA	◆2011	0.72	26.75	2.26

Official Timekeeping by Omega





2025 TYR Pro Swim Series

Fort Lauderdale, FL

April 30 - May 3



Event 33

3 MAY 2025 - 11:26 AM

Women's 50m Freestyle

Heats

Results Summary

Event Number 33

Rank	Heat	Lane	Name	Club Code	Year of Birth	R.T.	Time	Time Behind
44	4	3	ROTTINK Roos	MTAC	♦ 2008	0.72	26.77	2.28
45	5	7	ARCELLA Sidney	LIFENJ	2006	0.74	26.79	2.30
=46	3	4	SCHMIDT Alexis	TNAQ	♦ 2008	0.74	26.83	2.34
=46	4	9	ALLISON Lilly Jayne	TXLA	♦ 2008	0.59	26.83	2.34
48	2	2	LIU Judy	BHA	2002	0.71	26.88	2.39
49	5	0	EBLI Julia	TSC	♦ 2007	0.66	26.92	2.43
50	3	5	KELLY Bridget	RAC	2006	0.68	27.02	2.53
51	3	0	MEISNER Catherine	PSU	2003	0.70	27.03	2.54
52	1	4	HARRAN Laila	SOFL	♦ 2009	0.73	27.07	2.58
53	3	6	JONES Izzy	FAA	2005	0.72	27.11	2.62
54	5	3	WALLACE Eliza	MSA	♦ 2007	0.78	27.14	2.65
55	5	1	MOORE Ashlyn	SPA-AR	2004	0.58	27.19	2.70
56	2	8	WILLEMSSEN Olivia	BHA	2005	0.70	27.24	2.75
=57	1	3	KLEIN Taylor	MSA	♦ 2008	0.73	27.29	2.80
=57	2	4	RUIZ Jimena	ESP	♦ 2007	0.67	27.29	2.80
59	2	3	BATEMAN Hannah	PAA	♦ 2008	0.69	27.34	2.85
60	3	3	HINRICH Kenzie	SFST	♦ 2008	0.67	27.37	2.88
61	5	2	LEHMAN Alyce	JW	♦ 2008	0.76	27.42	2.93
62	2	6	LISTA Angelina	SYS	♦ 2008	0.67	27.43	2.94
63	4	2	GOREY Faith	CSC-IN	♦ 2009	0.70	27.54	3.05
64	2	5	LO Jade	UBCT	2004	0.64	27.55	3.06
65	1	5	HERL Addy	HRA	♦ 2007	0.67	27.69	3.20
66	4	5	SHEIKHALIZADEHKHANGH M.	FORD	2004	0.73	27.76	3.27
67	3	2	HE Carolin	TAC	♦ 2009	0.70	28.05	3.56
	2	0	NIXON Nikki	TAC	♦ 2009		DNS	
	3	9	MEETING Carly	FLOR	2004		DNS	
	4	4	CONWAY Shannon	NBAC	♦ 2008		DNS	
	6	3	CURZAN Claire	TAC	2004		DNS	
	8	7	BERKOFF Katharine	WOLF	2001		DNS	

Legend:

=	Equal rank	♦	Junior swimmer	A	Qualified for final A
AR	American Record	B	Qualified for final B	C	Qualified for final C
DNS	Did Not Start	R	Reserve	R.T.	Reaction Time
R?	Involved in swim-off (reserve)	US	US Open Record	WJ	World Junior Record
WR	World Record				

Official Timekeeping by Omega



FLUIDRA



OneAmerica Financial



TOYOTA

TYR



2025 TYR Pro Swim Series

Fort Lauderdale, FL

April 30 - May 3



Event 34

3 MAY 2025 - 11:37 AM

Men's 50m Freestyle

Heats

Results Summary

Event Number 34

	Record	Name	NAT Code	Location	Date
WR	20.91	CIELO Cesar	BRA	Sao Paulo (BRA)	18 DEC 2009
AR	21.04	DRESSEL Caeleb	GSC-FL	Omaha, NE (USA)	20 JUN 2021
US	21.04	DRESSEL Caeleb	GSC-FL	Omaha, NE (USA)	20 JUN 2021
WJ	21.75	ANDREW Michael	SUN	Indianapolis (USA)	25 AUG 2017
=WJ	21.75	ANDREW Michael	SUN	Indianapolis (USA)	26 AUG 2017

Rank	Heat	Lane	Name	Club Code	Year of Birth	R.T.	Time	Time Behind
1	10	3	BARNA Andrej	SRB	1998	0.61	21.77	A
2	8	4	ANDREW Michael	SUN	1999	0.68	22.03	0.26 A
3	10	5	McCARTY Quintin	WOLF	2003	0.66	22.12	0.35 A
4	9	5	CARTER Dylan	ATT	1996	0.64	22.16	0.39 A
5	9	2	KEBLYS Jokubas	LTU	2002	0.67	22.23	0.46 A
6	10	2	TAYLOR Lamar	UN-AR	2003	0.62	22.24	0.47 A
7	8	2	PALMER Tommy	UN-AZ	2003	0.65	22.26	0.49 A
8	10	4	DRESSEL Caeleb	GSC-FL	1996	0.59	22.28	0.51 A
=9	9	1	YOUNG David	UN-AZ	2005	0.61	22.29	0.52 B
=9	9	4	GUILIANO Chris	TXLA	2003	0.62	22.29	0.52 B
=9	9	6	DOLAN Jack	SUN	2000	0.70	22.29	0.52 B
12	8	5	CONDORELLI Santo	UN-NT	1995	0.62	22.34	0.57 B
13	9	3	SCHREUDERS Mikel	SUN	1998	0.63	22.37	0.60 B
14	10	6	BRATANOV Koko	TFA	2000	0.65	22.38	0.61 B
15	10	1	KHARUN Ilya	UN-AZ	2005	0.64	22.42	0.65 B
16	9	7	WHITFIELD Brendan	VT	2004	0.64	22.45	0.68 B
17	2	6	LUKMINAS Tomas	FORD	2004	0.68	22.50	0.73 C
18	8	6	ARMSTRONG Hunter	NYAC	2001	0.65	22.57	0.80 C
19	8	3	KISIL Yuri	CAN	1995	0.65	22.63	0.86 C
20	8	8	HOWAT Josh	NCAP	♦2007	0.60	22.82	1.05 C
21	2	2	KOCH Julian	PITT	2006	0.65	22.89	1.12 C
22	8	1	SMITH Sebastian	PATS	2004	0.62	22.96	1.19 C
23	8	0	KRAVCHENKO Andy	BSS	♦2007	0.59	22.98	1.21 C
24	2	9	PEREZ Emil	UN-FG	2004	0.65	23.05	1.28 C
25	2	7	HOBSON Luke	TXLA	2003	0.74	23.07	1.30 R
=26	7	5	HUSSEY Patrick	NCAC	2001	0.62	23.08	1.31 R?
=26	10	8	SEIDER Quin	UN-AZ	2006	0.68	23.08	1.31 R?
28	8	7	DILGER Devin	FLOR	2005	0.69	23.09	1.32
29	7	6	NAMAKONOV Matthew	BHA	2002	0.61	23.11	1.34
30	10	0	KIM Tylor	PSU	2005	0.67	23.12	1.35
31	5	4	NAVIKONIS Tomas	OSU	2003	0.70	23.13	1.36
32	1	4	DOMINGUEZ CALONGE Luis	ESP	2003	0.62	23.15	1.38
33	9	0	NOGUCHI Logan	PRIN	2005	0.61	23.16	1.39
34	7	7	BLACKSON-DUNBAR Miles	UN-CA	♦2007	0.64	23.19	1.42
35	5	1	GRANISON Julian	WOW	♦2008	0.66	23.21	1.44
36	2	1	PANDIN Riccardo	UN-FL	2003	0.66	23.27	1.50
37	8	9	RICE Mike	MSA	♦2008	0.60	23.31	1.54
38	4	9	KING David	UN-VA	2005	0.73	23.37	1.60
39	6	4	CAMPBELL Brady	RAYB	♦2008	0.67	23.38	1.61
40	7	9	BLANCO Joel	UBCT	2004	0.64	23.40	1.63
=41	5	7	ZEMAN Walter	LAKR	♦2008	0.64	23.47	1.70
=41	7	3	SERDAREVIC Lovro	UN-MN	2003	0.70	23.47	1.70

Official Timekeeping by Omega





2025 TYR Pro Swim Series

Fort Lauderdale, FL

April 30 - May 3



Event 34

3 MAY 2025 - 11:37 AM

Men's 50m Freestyle

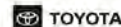
Heats

Results Summary

Event Number 34

Rank	Heat	Lane	Name	Club Code	Year of Birth	R.T.	Time	Time Behind
43	1	3	MARTIN Finn	IFLY	♦ 2007	0.65	23.60	1.83
=44	2	8	MALHERBE Francois	UMIZ	2004	0.66	23.61	1.84
=44	9	8	DARDIS Paul	FLOR	2006	0.64	23.61	1.84
46	7	8	SHACKELL Aaron	CSC-IN	2004	0.69	23.62	1.85
=47	1	7	BARTSCH Peyton	UN-ND	2004	0.65	23.63	1.86
=47	4	3	MILLAN de MIGUEL Oliver	ESP	2006	0.65	23.63	1.86
=47	7	0	DIFRONZO Ethan	FAC	♦ 2007	0.62	23.63	1.86
50	6	5	McCLELLAND William	UN-NE	2004	0.58	23.65	1.88
51	5	3	COLLINS Addison	BHA	2004	0.63	23.66	1.89
52	2	0	PAVALIC Petar	DREX	2004	0.66	23.72	1.95
=53	4	0	KUNISAKI Maxwell	NBAC	2006	0.58	23.80	2.03
=53	4	2	CAMBRON Maxime	CHI	♦ 2007	0.63	23.80	2.03
=55	5	0	da SILVA Andreas	WOW	♦ 2008	0.64	23.83	2.06
=55	6	2	HILL Xavier	UN-CO	2004	0.63	23.83	2.06
=55	7	1	AIMABLE Steven	AZFL	1999	0.65	23.83	2.06
=58	6	6	FUNARO Kai	NTRO	2006	0.61	23.84	2.07
=58	9	9	ZHAO Jason	RAYS	2006	0.61	23.84	2.07
60	6	8	GEORGE MATHEW Tanish	VT	2003	0.57	23.86	2.09
=61	3	3	DONOVAN Josh	NCAP	♦ 2007	0.64	23.87	2.10
=61	3	4	POKATRAGOOL Paul	SAS	♦ 2007	0.63	23.87	2.10
=61	6	1	PLEWNIAK Kevin	TAC	2000	0.71	23.87	2.10
=64	3	5	JOHNSON Marcus	SAS	2006	0.65	23.91	2.14
=64	4	7	FRAZIER Kell	HRA	2006	0.61	23.91	2.14
66	5	5	WINTERBORN Ben	CAN	2006	0.68	23.94	2.17
67	5	8	GAUNT Jake	UBCT	2005	0.66	23.95	2.18
68	5	6	VARGAS Adrian	CRC	1999	0.60	24.00	2.23
69	1	2	MELNYCHUK David	SYS	♦ 2007	0.62	24.07	2.30
70	6	7	McKENNA Conor	PRIN	2003	0.69	24.13	2.36
71	5	9	BAILEY Lucas	SAS	2006	0.64	24.15	2.38
72	4	8	SOHOVICH Xavier	BSS	♦ 2007	0.60	24.16	2.39
73	1	0	FASSORA Jake	FAC	2003	0.61	24.21	2.44
74	1	1	DAY Rudd	CS	2006	0.60	24.24	2.47
75	2	3	MACDONALD Matthew	VIC	2004	0.67	24.30	2.53
76	6	9	PLEIMAN Andy	CLPR	2006	0.66	24.33	2.56
77	1	5	DOWD Mike	CSDC	2002	0.63	24.39	2.62
78	4	4	GINZER Wells	UBCT	2006	0.67	24.41	2.64
79	3	6	ROWE Oliver	NTRO	2006	0.65	24.50	2.73
=80	3	0	LACKOVIC Alex	UBCT	2005	0.63	24.55	2.78
=80	3	8	MALAJ Andrew	SRQ	♦ 2008	0.67	24.55	2.78
82	3	1	FULHAM Jack	NCAP	2006	0.63	24.64	2.87
83	3	2	SELTS Peyton	GRSC	♦ 2007	0.60	24.70	2.93
84	1	8	D'SOUZA LARSON Rohan	AQJT	2005	0.66	24.73	2.96
85	3	7	ERWIN Quint	CFSC	2006	0.68	24.99	3.22
	1	6	MURILLO Jorge	TAC	1991		DNS	
	2	4	KEOGH Gavin	FAC	♦ 2007		DNS	
	2	5	ROEMER Kiefer	IFLY	♦ 2007		DNS	
	3	9	GOREY Michael	CSC-IN	2006		DNS	
	4	1	SHACKELL Andrew	CSC-IN	2006		DNS	
	4	5	JOHNSON Brady	UN-IL	2006		DNS	
	4	6	COX Rowan	TXLA	♦ 2007		DNS	

Official Timekeeping by Omega





2025 TYR Pro Swim Series

Fort Lauderdale, FL

April 30 - May 3



Event 34

3 MAY 2025 - 11:37 AM

Men's 50m Freestyle

Heats

Results Summary

Event Number 34

Rank	Heat	Lane	Name	Club Code	Year of Birth	R.T.	Time	Time Behind
	5	2	WAHLEN David	YOTA	2000		DNS	
	6	0	GONZALEZ Luciano	SOFL	1994		DNS	
	6	3	VEGA Alberto	CRC	2005		DNS	
	7	2	BOCHENSKI Grant	UMIZ	2003		DNS	
	7	4	LAZZERINI Mariano	PSU	2003		DNS	
	10	7	SOMOV Evgenii	CAL	1999		DNS	
	10	9	COLL MARTI Carles	ESP	2001		DNS	

Legend:

=	Equal record and rank	♦	Junior swimmer	A	Qualified for final A
AR	American Record	B	Qualified for final B	C	Qualified for final C
DNS	Did Not Start	R	Reserve	R.T.	Reaction Time
R?	Involved in swim-off (reserve)	US	US Open Record	WJ	World Junior Record
WR	World Record				

Official Timekeeping by Omega



FLUIDRA



OneAmerica
Financial



TOYOTA

TYR



2025 TYR Pro Swim Series

Fort Lauderdale, FL

April 30 - May 3



Event 103

1 MAY 2025 - 5:58 PM

Women's 100m Freestyle

Final

Results

Event Number 3

	Record	Split	Name	NAT Code	Location	Date
WR	51.71	24.83	SJOSTROM Sarah	SWE	Budapest (HUN)	23 JUL 2017
AR	52.04	24.81	MANUEL Simone	TXLA	Gwangju (KOR)	26 JUL 2019
US	52.54	25.62	MANUEL Simone	TXLA	Irvine, CA (USA)	25 JUL 2018
WJ	52.70	25.70	OLEKSIAK Penny	CAN	Rio (BRA)	11 AUG 2016

Final B

Rank	Lane	Name	Club Code	R.T.	50m	Time	Time Behind
1	1	NELSON Beata	WISC	0.68	(2) 26.08	54.38 28.30	
2	2	WEINSTEIN Claire	SAND	0.77	(8) 26.82	54.43 27.61	0.05
3	5	CURZAN Claire	TAC	0.67	(1) 25.93	54.48 28.55	0.10
4	6	WEILER SASTRE Carmen	ESP	0.66	(4) 26.32	54.71 28.39	0.33
5	3	IVEY Isabel	GSC-FL	0.68	(6) 26.39	54.82 28.43	0.44
6	4	PARKER Maxine	UN-VA	0.70	(5) 26.37	55.09 28.72	0.71
7	8	LARSEN Caroline	UN-MN	0.70	(3) 26.30	55.14 28.84	0.76
8	7	PELAEZ Erika	EA	0.65	(7) 26.81	55.64 28.83	1.26

Final A

Rank	Lane	Name	Club Code	R.T.	50m	Time	Time Behind
1	4	WALSH Gretchen	NYAC	0.75	(1) 25.22	52.90 27.68	
2	5	HUSKE Victoria	AAC	0.59	(2) 25.63	52.95 27.32	0.05
3	8	DOUGLASS Kate	NYAC	0.65	(3) 25.81	53.61 27.80	0.71
4	3	ERISMAN Rylee	LAKR	0.71	(4) 25.96	53.78 27.82	0.88
5	7	OLEKSIAK Penny	CAN	0.71	(6) 26.01	53.89 27.88	0.99
6	6	MANUEL Simone	TXLA	0.68	(5) 25.99	53.99 28.00	1.09
7	2	FOURNIER Sarah	CHI	0.70	(7) 26.40	54.96 28.56	2.06
8	1	GEMMELL Erin	TXLA	0.77	(8) 26.51	55.11 28.60	2.21

Official Timekeeping by Omega





2025 TYR Pro Swim Series

Fort Lauderdale, FL

April 30 - May 3



Event 103

1 MAY 2025 - 5:58 PM

Women's 100m Freestyle

Final

Results

Event Number 3

Final C

Rank	Lane	Name	Club Code	R.T.	50m	Time	Time Behind
1	6	RUCK Taylor	UN-AZ	0.67	(1) 26.50	55.31 28.81	
2	3	SIMS Bella	SAND	0.56	(=2) 26.86	55.46 28.60	0.15
3	5	MINTENKO Madi	PPA	0.71	(5) 26.96	55.64 28.68	0.33
4	4	HAYES Leah	UN-VA	0.76	(6) 27.14	55.65 28.51	0.34
5	2	OLASEWERE Annam	CPAC	0.67	(=2) 26.86	55.72 28.86	0.41
6	1	TIGERT Leah	TSC	0.73	(4) 26.91	55.78 28.87	0.47
7	8	ZALLEN Zara	UMIZ	0.65	(8) 27.28	56.36 29.08	1.05
8	7	LAVIGUEUR Brynn	SYS	0.73	(7) 27.20	56.58 29.38	1.27

Legend:

=	Equal rank	AR	American Record	R.T.	Reaction Time	US	US Open Record
WJ	World Junior Record	WR	World Record				

Official Timekeeping by Omega



FLUIDRA



OneAmerica
Financial



TOYOTA

TYR



2025 TYR Pro Swim Series

Fort Lauderdale, FL

April 30 - May 3



Event 104 1 MAY 2025 - 6:07 PM

Men's 100m Freestyle

Final

Results

Event Number 4

	Record	Split	Name	NAT Code	Location	Date
WR	46.40	22.28	ZHANLE Pan	CHN	Paris (FRA)	31 JUL 2024
AR	46.96	22.17	DRESSEL Caeleb	GSC-FL	Gwangju (KOR)	25 JUL 2019
US	47.08	22.44	ALEXY Jack	USA	Indianapolis, IN (USA)	18 JUN 2024
WJ	46.86	22.74	POPOVICI David	ROU	Rome (ITA)	13 AUG 2022

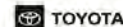
Final B

Rank	Lane	Name	Club Code	R.T.	50m	Time	Time Behind
1	4	TAYLOR Lamar	UN-AR	0.64	(1) 23.07	48.99 25.92	
2	6	WHITFIELD Brendan	VT	0.64	(4) 23.71	49.58 25.87	0.59
3	5	PALMER Tommy	UN-AZ	0.65	(2) 23.20	49.70 26.50	0.71
4	3	HUSSEY Patrick	NCAC	0.65	(8) 24.08	49.88 25.80	0.89
5	8	KISIL Yuri	CAN	0.68	(6) 23.94	49.90 25.96	0.91
6	7	BRATANOV Koko	TFA	0.64	(3) 23.61	50.01 26.40	1.02
7	2	DOMINGUEZ CALONGE Luis	ESP	0.65	(7) 24.07	50.06 25.99	1.07
8	1	MUHAMMAD Kamal	UN-CA	0.66	(5) 23.78	50.31 26.53	1.32

Final A

Rank	Lane	Name	Club Code	R.T.	50m	Time	Time Behind
1	3	CASAS Shaine	TXLA	0.62	(1) 23.01	48.47 25.46	
2	5	GUILIANO Chris	TXLA	0.66	(2) 23.13	48.49 25.36	0.02
3	4	NAVIKONIS Tomas	OSU	0.67	(6) 23.50	48.65 25.15	0.18
4	8	SCHREUDERS Mikel	SUN	0.65	(3) 23.16	48.74 25.58	0.27
5	6	LUKMINAS Tomas	FORD	0.71	(=4) 23.44	49.03 25.59	0.56
6	2	KOCH Julian	PITT	0.70	(=4) 23.44	49.06 25.62	0.59
7	7	HOBSON Luke	TXLA	0.82	(7) 23.80	49.09 25.29	0.62
8	1	FOSTER Carson	RAYS	0.66	(8) 23.97	49.22 25.25	0.75

Official Timekeeping by Omega





2025 TYR Pro Swim Series

Fort Lauderdale, FL

April 30 - May 3



Event 104

1 MAY 2025 - 6:07 PM

Men's 100m Freestyle

Final

Results

Event Number 4

Final C

Rank	Lane	Name	Club Code	R.T.	50m	Time	Time Behind
1	5	YOUNG David	UN-AZ	0.63	(1) 23.24	49.98 26.74	
2	8	KIM Tylor	PSU	0.74	(2) 23.78	49.99 26.21	0.01
=3	1	DILGER Devin	FLOR	0.72	(5) 24.04	50.08 26.04	0.10
=3	4	PEREZ Emil	UN-FG	0.67	(3) 23.96	50.08 26.12	0.10
5	2	SENC-SAMARDZIC Filip	UN-AZ	0.67	(=6) 24.20	50.27 26.07	0.29
6	6	GAUNT Jake	UBCT	0.63	(4) 24.03	50.38 26.35	0.40
7	3	SMITH Sebastian	PATS	0.65	(=6) 24.20	50.47 26.27	0.49
8	7	GEORGE MATHEW Tanish	VT	0.64	(8) 24.25	50.84 26.59	0.86

Legend:

=	Equal rank	AR	American Record	R.T.	Reaction Time	US	US Open Record
WJ	World Junior Record	WR	World Record				

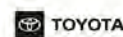
Official Timekeeping by Omega



FLUIDRA



OneAmerica
Financial





2025 TYR Pro Swim Series

Fort Lauderdale, FL

April 30 - May 3



Event 105

1 MAY 2025 - 6:16 PM

Women's 100m Breaststroke

Final

Results

Event Number 5

	Record	Split	Name	NAT Code	Location	Date
WR	1:04.13	29.80	KING Lilly	ISC	Budapest (HUN)	25 JUL 2017
AR	1:04.13	29.80	KING Lilly	USA	Budapest (HUN)	25 JUL 2017
US	1:04.45	29.80	HARDY Jessica	USA	Federal Way, WA (USA)	7 AUG 2009
WJ	1:04.35	29.97	MEILUTYTE Ruta	LTU	Barcelona (ESP)	29 JUL 2013

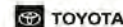
Final B

Rank	Lane	Name	Club Code	R.T.	50m	Time	Time Behind
1	8	HAYES Leah	UN-VA	0.74	(5) 32.72	1:08.51 35.79	
2	5	THOMAS Lucy	ALTO	0.62	(1) 31.82	1:08.63 36.81	0.12
3	6	ROSE Gabrielle	ALPH	0.74	(2) 31.93	1:08.96 37.03	0.45
4	2	RUIZ Jimena	ESP	0.65	(4) 32.52	1:09.15 36.63	0.64
5	3	HARTWAY Madyson	SYS	0.72	(3) 32.22	1:09.24 37.02	0.73
6	1	ODGERS Isabelle	NOVACA	0.77	(=7) 33.00	1:09.49 36.49	0.98
7	4	ENGE Piper	TXLA	0.62	(6) 32.79	1:09.80 37.01	1.29
8	7	RAINEY Grace	FLOR	0.73	(=7) 33.00	1:10.29 37.29	1.78

Final A

Rank	Lane	Name	Club Code	R.T.	50m	Time	Time Behind
1	4	WEBER Emma	UN-VA	0.69	(6) 31.57	1:06.63 35.06	
2	5	KING Lilly	ISC	0.67	(4) 31.44	1:06.67 35.23	0.04
3	3	DOUGLASS Kate	NYAC	0.67	(5) 31.47	1:06.76 35.29	0.13
4	6	WALSH Alex	NYAC	0.72	(3) 31.40	1:07.36 35.96	0.73
5	1	ANGUS Sophie	CAN	0.68	(7) 31.86	1:07.75 35.89	1.12
6	2	SMITH Skyler	NCAC	0.68	(1) 31.19	1:07.85 36.66	1.22
7	7	BRANTON Shona	CAN	0.72	(2) 31.37	1:08.02 36.65	1.39
8	8	SCOTT Elle	MAC-NC	0.70	(8) 32.06	1:09.54 37.48	2.91

Official Timekeeping by Omega





2025 TYR Pro Swim Series

Fort Lauderdale, FL

April 30 - May 3



Event 105

1 MAY 2025 - 6:16 PM

Women's 100m Breaststroke

Final

Results

Event Number 5

Final C

Rank	Lane	Name	Club Code	R.T.	50m	Time	Time Behind
1	5	VASQUEZ Lucie	UN-AZ	0.69	(2) 33.24	1:09.73 36.49	
2	4	SANTOS Emily	VT	0.71	(4) 33.56	1:10.10 36.54	0.37
3	3	ALLEN Eloise	UBCT	0.63	(1) 32.99	1:10.79 37.80	1.06
4	2	LAGREID Jonette	BNS	0.69	(6) 33.68	1:10.99 37.31	1.26
5	8	WALLACE Eliza	MSA	0.80	(5) 33.57	1:11.73 38.16	2.00
6	1	SUN Eleanor	PRIN	0.69	(8) 34.42	1:11.85 37.43	2.12
7	6	ROBILLARD Adalene	RAYS	0.67	(7) 34.07	1:11.94 37.87	2.21
8	7	BITEL Addison	LAKR	0.71	(3) 33.32	1:12.10 38.78	2.37

Legend:

=	Equal rank	AR	American Record	R.T.	Reaction Time	US	US Open Record
WJ	World Junior Record	WR	World Record				

Official Timekeeping by Omega



FLUIDRA



OneAmerica
Financial



TOYOTA

TYR



2025 TYR Pro Swim Series

Fort Lauderdale, FL

April 30 - May 3



Event 106

1 MAY 2025 - 6:24 PM

Men's 100m Breaststroke

Final

Results

Event Number 6

	Record	Split	Name	NAT Code	Location	Date
WR	56.88	26.63	PEATY Adam	GBR	Gwangju (KOR)	21 JUL 2019
AR	58.14	26.83	ANDREW Michael	USA	Omaha (USA)	13 JUN 2021
US	58.14	26.83	ANDREW Michael	USA	Omaha, NE (USA)	13 JUN 2021
WJ	59.01	27.48	MARTINENGI Nicolo	ITA	Indianapolis (USA)	23 AUG 2017

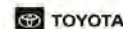
Final B

Rank	Lane	Name	Club Code	R.T.	50m	Time	Time Behind
1	3	DAWSON Oliver	CAN	0.65	(4) 28.86	1:01.46 32.60	
2	1	KEMP Finn	UN-AZ	0.64	(=5) 28.97	1:01.66 32.69	0.20
3	6	MURILLO Jorge	TAC	0.64	(3) 28.72	1:01.83 33.11	0.37
4	5	de GEUS Noel	EH	0.65	(1) 28.41	1:01.84 33.43	0.38
5	2	HESS Apollo	CAN	0.65	(7) 29.12	1:01.91 32.79	0.45
6	4	CAKIR Noah	TS	0.69	(=5) 28.97	1:02.03 33.06	0.57
7	8	JOHNSON Marcus	SAS	0.71	(8) 29.28	1:02.04 32.76	0.58
8	7	ROMANOV Pavel	ALPH	0.70	(2) 28.68	1:02.24 33.56	0.78

Final A

Rank	Lane	Name	Club Code	R.T.	50m	Time	Time Behind
1	5	PETRASHOV Denis	UOFL	0.68	(2) 27.85	59.23 31.38	
2	4	SAVICKAS Aleksas	FLOR	0.68	(3) 27.87	59.72 31.85	0.49
3	2	McKEAN Campbell	BEND	0.63	(6) 28.41	1:00.40 31.99	1.17
4	3	COLL MARTI Carles	ESP	0.57	(5) 28.34	1:00.51 32.17	1.28
5	7	SOMOV Evgenii	CAL	0.68	(4) 28.30	1:00.78 32.48	1.55
6	1	LAZZERINI Mariano	PSU	0.63	(7) 28.90	1:01.38 32.48	2.15
7	6	ANDREW Michael	SUN	0.68	(1) 27.71	1:01.65 33.94	2.42
8	8	EPITROPOV Lyubomir	TNAQ	0.68	(8) 29.03	1:01.77 32.74	2.54

Official Timekeeping by Omega





2025 TYR Pro Swim Series

Fort Lauderdale, FL

April 30 - May 3



Event 106

1 MAY 2025 - 6:24 PM

Men's 100m Breaststroke

Final

Results

Event Number 6

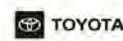
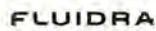
Final C

Rank	Lane	Name	Club Code	R.T.	50m	Time	Time Behind
1	3	CAMPBELL Kito	UN-FL	0.58	(3) 29.20	1:02.33 33.13	
2	4	MIKELSONS Kristaps	LAT	0.71	(2) 28.85	1:02.35 33.50	0.02
3	5	YORK Wilson	LAK	0.67	(4) 29.37	1:02.99 33.62	0.66
4	6	HOOVER Gerhardt	CS	0.63	(5) 29.71	1:03.13 33.42	0.80
5	2	NAMAKONOV Matthew	BHA	0.65	(1) 28.60	1:03.55 34.95	1.22
6	1	SANDERS Grant	FASTFL	0.71	(6) 30.11	1:03.71 33.60	1.38
7	8	YOUNG Lucas	BSS	0.64	(8) 30.22	1:03.79 33.57	1.46
8	7	WILLIS Jordan	MAC-NC	0.69	(7) 30.17	1:03.82 33.65	1.49

Legend:

=	Equal rank	AR	American Record	R.T.	Reaction Time	US	US Open Record
WJ	World Junior Record	WR	World Record				

Official Timekeeping by Omega





2025 TYR Pro Swim Series

Fort Lauderdale, FL

April 30 - May 3



Event 107

1 MAY 2025 - 6:32 PM

Women's 50m Backstroke

Final

Results

Event Number 7

	Record	Name	NAT Code	Location	Date
WR	26.86	McKEOWN Kaylee	AUS	Budapest (HUN)	20 OCT 2023
AR	27.10	SMITH Regan	TXLA	Fukuoka (JPN)	26 JUL 2023
US	27.12	BERKOFF Katharine	WOLF	Greensboro, NC (USA)	28 APR 2022
WJ	27.49	ATHERTON Minna	AUS	Brisbane (AUS)	7 FEB 2016

Final B

Rank	Lane	Name	Club Code	R.T.	Time	Time Behind
1	5	RUCK Taylor	UN-AZ	0.63	28.36	
2	2	SIMS Bella	SAND	0.53	28.57	0.21
3	3	ERISMAN Rylee	LAKR	0.68	28.65	0.29
4	8	CRUSH Charlotte	LAK	0.56	28.81	0.45
5	7	LAVIGUEUR Brynn	SYS	0.69	28.89	0.53
6	6	KRYGER Madison	CAN	0.63	28.90	0.54
7	1	IVEY Isabel	GSC-FL	0.61	28.98	0.62
8	4	KOMOROCZY Lora	AU	0.52	29.28	0.92

Final A

Rank	Lane	Name	Club Code	R.T.	Time	Time Behind
1	5	BERKOFF Katharine	WOLF	0.58	27.38	
2	3	SMITH Regan	TXLA	0.53	27.43	0.05
3	4	MASSE Kylie	CAN	0.56	27.53	0.15
4	6	CURZAN Claire	TAC	0.55	27.86	0.48
5	2	WHITE Rhyan	WOLF	0.58	28.22	0.84
6	1	PELAEZ Erika	EA	0.61	28.41	1.03
7	8	CHOATE Catie	FLOR	0.63	28.58	1.20
8	7	WEILER SASTRE Carmen	ESP	0.60	29.00	1.62

Final C

Rank	Lane	Name	Club Code	R.T.	Time	Time Behind
1	1	GELUMBICKAS Gabia	SAS	0.63	28.79	
2	5	WILSON Charlotte	UN-VA	0.63	28.87	0.08
3	4	HARVEY Emma	BER	0.57	29.04	0.25
4	2	KERN Emma	TXLA	0.56	29.13	0.34
=5	3	ROTTINK Roos	MTAC	0.63	29.20	0.41
=5	6	ROTTINK Eva	MTAC	0.58	29.20	0.41
7	7	LIU Reina	TAC	0.55	29.32	0.53
8	8	BOARDMAN Mena	CS	0.60	29.37	0.58

Legend:

= Equal rank **AR** American Record **R.T.** Reaction Time **US** US Open Record
WJ World Junior Record **WR** World Record

Official Timekeeping by Omega



FLUIDRA



OneAmerica Financial



TOYOTA

TYR



2025 TYR Pro Swim Series

Fort Lauderdale, FL

April 30 - May 3



Event 108

1 MAY 2025 - 6:38 PM

Men's 50m Backstroke

Final

Results

Event Number 8

	Record	Name	NAT Code	Location	Date
WR	23.55	KOLESNIKOV Kliment	RUS	Kazan (RUS)	27 JUL 2023
AR	23.71	ARMSTRONG Hunter	NYAC	Greensboro (USA)	28 APR 2022
US	23.71	ARMSTRONG Hunter	NYAC	Greensboro, NC (USA)	28 APR 2022
WJ	24.00	KOLESNIKOV Kliment	RUS	Glasgow (GBR)	4 AUG 2018

Final B

Rank	Lane	Name	Club Code	R.T.	Time	Time Behind
1	4	KEOGH Gavin	FAC	0.61	25.59	
2	8	MARTINEZ SOTA Ivan	ESP	0.55	25.67	0.08
3	6	WINTERBORN Ben	CAN	0.60	25.90	0.31
4	7	BLACKSON-DUNBAR Miles	ALPH	0.65	25.95	0.36
5	5	LAITAROVSKY Michael	GAME	0.55	25.98	0.39
6	3	WAHLEN David	YOTA	0.57	26.06	0.47
7	1	TAYLOR Lamar	UN-AR	0.63	26.24	0.65
8	2	NORMAN Aiden	FLOR	0.65	26.28	0.69

Final A

Rank	Lane	Name	Club Code	R.T.	Time	Time Behind
1	6	CASAS Shaine	TXLA	0.49	24.41	
2	3	McCARTY Quintin	WOLF	0.54	24.45	0.04
3	4	KOS Hubert	TXLA	0.58	24.81	0.40
4	5	HARLAND Finn	NZL	0.61	25.17	0.76
5	1	BOCHENSKI Grant	UMIZ	0.54	25.35	0.94
6	7	DOLAN Jack	SUN	0.56	25.36	0.95
=7	2	ANDREW Michael	SUN	0.60	25.52	1.11
=7	8	BITTNER Matthew	PSU	0.53	25.52	1.11

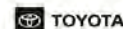
Final C

Rank	Lane	Name	Club Code	R.T.	Time	Time Behind
1	4	del RIEGO TORRES Teo	ESP	0.57	25.97	
2	5	WRIGHT Carter	BSS	0.57	26.08	0.11
3	1	LYNESS Henry	CGAC	0.58	26.21	0.24
4	3	STANTON Baylor	GA	0.53	26.54	0.57
5	2	BATHALA Ethan	BSS	0.52	26.56	0.59
6	8	JOHNSON Brady	UN-IL	0.56	26.76	0.79
7	7	MORLEY Cooper	PSU	0.53	27.04	1.07
	6	LILIENTHAL Kai	UBCT		DSQ	

Legend:

= Equal rank **AR** American Record **DSQ** Disqualified **R.T.** Reaction Time
US US Open Record **WJ** World Junior Record **WR** World Record

Official Timekeeping by Omega





2025 TYR Pro Swim Series

Fort Lauderdale, FL

April 30 - May 3



Event 109 1 MAY 2025 - 6:44 PM

Women's 200m Butterfly

Final

Results

Event Number 9

	Record	Splits	Name	NAT Code	Location	Date
WR	2:01.81	27.19 58.08 1:30.20	LIU Zige	CHN	Ji Nan (CHN)	21 OCT 2009
AR	2:03.84	27.60 59.36 1:31.50	SMITH Regan	TXLA	Paris (FRA)	1 AUG 2024
US	2:03.87	27.76 1:00.25 1:31.94	SMITH Regan	SUN	Tempe, AZ (USA)	4 JUN 2023
WJ	2:03.03	27.38 58.97 1:30.70	McINTOSH Summer	SYS	Paris (FRA)	1 AUG 2024

Final B

Rank	Lane	Name	Club Code	R.T.	50m	100m	150m	Time	Time Behind
1	6	CABANES GARZAS Laura	ESP	0.67	(1) 28.91	(1) 1:01.30 32.39	(1) 1:34.85 33.55	2:09.60	
2	5	LOONEY Lindsay	TXLA	0.66	(5) 29.65	(5) 1:03.16 33.51	(3) 1:37.21 34.05	2:11.46	1.86
3	4	SUN Eleanor	PRIN	0.71	(6) 29.67	(6) 1:03.63 33.96	(4) 1:37.65 34.02	2:11.80	2.20
4	3	FORRESTER Katie	MAC-IT	0.71	(3) 29.35	(2) 1:02.67 33.32	(2) 1:36.92 34.25	2:11.97	2.37
5	2	KRUGER Lainy	FLOR	0.71	(8) 30.53	(8) 1:04.44 33.91	(8) 1:38.08 33.64	2:12.43	2.83
6	7	ERTAN Deniz	UN-AZ	0.68	(2) 29.28	(3) 1:03.09 33.81	(5) 1:37.82 34.73	2:12.80	3.20
7	1	REESE Addy	FLOR	0.63	(7) 30.30	(7) 1:03.88 33.58	(7) 1:37.90 34.02	2:12.98	3.38
8	8	STOLL Campbell	TXLA	0.65	(4) 29.43	(4) 1:03.13 33.70	(6) 1:37.84 34.71	2:13.14	3.54

Final A

Rank	Lane	Name	Club Code	R.T.	50m	100m	150m	Time	Time Behind
1	4	SMITH Regan	TXLA	0.68	(1) 27.76	(1) 59.63 31.87	(1) 1:32.39 32.76	2:05.38	
2	5	SHACKELL Alex	CSC-IN	0.66	(2) 27.89	(2) 59.89 32.00	(2) 1:32.44 32.55	2:06.13	0.75
3	3	DERIVAUX Audrey	JW	0.76	(3) 28.11	(3) 1:00.17 32.06	(3) 1:32.48 32.31	2:06.46	1.08
4	8	ROSENDAHL BACH Helena	DEN	0.79	(5) 28.84	(4) 1:01.08 32.24	(4) 1:34.28 33.20	2:08.02	2.64
5	1	WALSHE Ellen	TMP	0.63	(8) 29.40	(8) 1:02.27 32.87	(8) 1:35.79 33.52	2:09.13	3.75
6	6	BRICKER Caroline	ALTO	0.62	(6) 29.04	(6) 1:02.05 33.01	(6) 1:35.63 33.58	2:09.39	4.01
7	7	HOWLEY Tess	UN-VA	0.68	(7) 29.33	(7) 1:02.26 32.93	(7) 1:35.74 33.48	2:10.05	4.67
8	2	GRIMES Katie	UN-VA	0.64	(4) 28.74	(5) 1:01.48 32.74	(5) 1:35.31 33.83	2:10.08	4.70

Official Timekeeping by Omega





2025 TYR Pro Swim Series

Fort Lauderdale, FL

April 30 - May 3



Event 109

1 MAY 2025 - 6:44 PM

Women's 200m Butterfly

Final

Results

Event Number 9

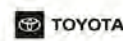
Final C

Rank	Lane	Name	Club Code	R.T.	50m	100m	150m	Time	Time Behind
1	6	CLARKE Ellie	CSC-IN	0.77	(2) 29.26	(3) 1:03.16 33.90	(2) 1:37.38 34.22	2:12.43 35.05	
2	4	HAGER Averie	SASA	0.67	(1) 29.10	(1) 1:02.78 33.68	(1) 1:37.19 34.41	2:12.59 35.40	0.16
3	2	NOVINSKIY Victoria	BHA	0.75	(4) 29.48	(2) 1:02.84 33.36	(3) 1:37.73 34.89	2:14.18 36.45	1.75
4	5	LEHMAN Alyce	JW	0.75	(3) 29.28	(4) 1:03.35 34.07	(4) 1:38.21 34.86	2:14.53 36.32	2.10
5	3	CALLIS Emerson	QSTS	0.66	(=5) 29.55	(5) 1:03.63 34.08	(5) 1:39.08 35.45	2:15.59 36.51	3.16
6	8	SMITHWICK Heidi	PRIN	0.73	(8) 30.20	(8) 1:04.83 34.63	(6) 1:39.97 35.14	2:16.01 36.04	3.58
7	7	KRSTOLIC Lilliana	LAKR	0.59	(7) 30.04	(7) 1:04.51 34.47	(8) 1:40.12 35.61	2:16.03 35.91	3.60
8	1	ARNALL Ines	WEST	0.72	(=5) 29.55	(6) 1:03.72 34.17	(7) 1:40.06 36.34	2:16.49 36.43	4.06

Legend:

= Equal rank **AR** American Record **R.T.** Reaction Time **US** US Open Record
WJ World Junior Record **WR** World Record

Official Timekeeping by Omega





2025 TYR Pro Swim Series

Fort Lauderdale, FL

April 30 - May 3



Event 110 1 MAY 2025 - 6:54 PM

Men's 200m Butterfly

Final

Results

Event Number 10

	Record	Splits	Name	NAT Code	Location	Date
WR	1:50.34	24.19 51.89 1:20.51	MILAK Kristof	HUN	Budapest (HUN)	21 JUN 2022
AR	1:51.51	24.76 52.88 1:21.93	PHELPS Michael	USA	Rome (ITA)	29 JUL 2009
US	1:52.20	25.47 53.75 1:23.04	PHELPS Michael	USA	Omaha, NE (USA)	2 JUL 2008
WJ	1:53.79	24.69 53.24 1:22.71	MILAK Kristof	HUN	Netanya (ISR)	30 JUN 2017

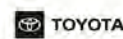
Final B

Rank	Lane	Name	Club Code	R.T.	50m	100m	150m	Time	Time Behind
1	5	SHACKELL Aaron	CSC-IN	0.70	(2) 26.16	(2) 56.05 29.89	(2) 1:26.89 30.84	1:58.32	
2	4	BRIED Tommy	UOFL	0.67	(=5) 26.93	(3) 57.10 30.17	(3) 1:27.81 30.71	1:58.96	0.64
3	1	GORDILLO Erick	AZFL	0.63	(8) 27.07	(7) 57.61 30.54	(5) 1:28.56 30.95	1:59.42	1.10
4	8	SANDERS Grant	FASTFL	0.70	(7) 26.94	(6) 57.57 30.63	(4) 1:28.41 30.84	2:00.40	2.08
5	3	RUVALCABA CRUZ Hector	AGS	0.67	(4) 26.75	(5) 57.36 30.61	(6) 1:29.03 31.67	2:00.49	2.17
6	2	MARTINEZ NOVOA Miguel	ESP	0.72	(1) 25.87	(1) 55.15 29.28	(1) 1:26.43 31.28	2:00.65	2.33
7	7	KARAHALIS Alex	PSU	0.66	(=5) 26.93	(8) 57.85 30.92	(8) 1:29.57 31.72	2:00.70	2.38
8	6	SHACKELL Andrew	CSC-IN	0.63	(3) 26.67	(4) 57.34 30.67	(7) 1:29.36 32.02	2:02.23	3.91

Final A

Rank	Lane	Name	Club Code	R.T.	50m	100m	150m	Time	Time Behind
1	3	ESPERNBERGER Martin	TENN	0.65	(7) 26.30	(6) 56.03 29.73	(3) 1:25.86 29.83	1:55.71	
2	5	FOSTER Carson	RAYS	0.62	(4) 26.14	(2) 55.57 29.43	(2) 1:25.61 30.04	1:55.84	0.13
3	1	JULIAN Trenton	MVN	0.62	(1) 25.53	(1) 54.56 29.03	(1) 1:25.37 30.81	1:56.55	0.84
4	2	BRANON Ryan	TXLA	0.66	(8) 26.33	(8) 56.26 29.93	(6) 1:26.66 30.40	1:56.81	1.10
5	4	DAHLGREN Jack	AQJT	0.70	(3) 26.10	(3) 55.63 29.53	(4) 1:26.07 30.44	1:56.95	1.24
6	6	SCHOTT Mitchell	PRIN	0.63	(5) 26.15	(5) 55.98 29.83	(5) 1:26.33 30.35	1:57.54	1.83
7	8	KAMMANN Bjoern	TENN	0.76	(2) 25.72	(4) 55.80 30.08	(7) 1:27.19 31.39	1:58.23	2.52
8	7	BALVA Arthur	PRIN	0.63	(6) 26.21	(7) 56.08 29.87	(8) 1:27.39 31.31	1:58.58	2.87

Official Timekeeping by Omega





2025 TYR Pro Swim Series

Fort Lauderdale, FL

April 30 - May 3



Event 110 1 MAY 2025 - 6:54 PM

Men's 200m Butterfly

Final

Results

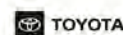
Event Number 10

Final C

Rank	Lane	Name	Club Code	R.T.	50m	100m	150m	Time	Time Behind
1	4	BRANON Daniel	NBAC	0.69	(4) 27.21	(3) 57.78 30.57	(2) 1:28.89 31.11	2:00.82 31.93	
2	5	SAMMONS David	MAC-NC	0.71	(6) 27.42	(6) 58.19 30.77	(5) 1:29.80 31.61	2:00.92 31.12	0.10
3	3	GONZALEZ ALVAREZ Arbidel	ESP	0.69	(3) 27.17	(2) 57.48 30.31	(1) 1:28.47 30.99	2:01.05 32.58	0.23
4	6	WILCOX Boone	LAK	0.68	(2) 26.97	(4) 57.85 30.88	(3) 1:29.22 31.37	2:01.25 32.03	0.43
5	8	DORNOFF Anthony	RMDA	0.70	(8) 27.65	(7) 59.05 31.40	(7) 1:30.47 31.42	2:02.37 31.90	1.55
6	2	CARR Nathan	AQJT	0.65	(5) 27.24	(5) 57.98 30.74	(6) 1:30.02 32.04	2:02.48 32.46	1.66
7	1	ENOCH Gregg	UOFL	0.66	(1) 26.56	(1) 56.49 29.93	(4) 1:29.60 33.11	2:04.14 34.54	3.32
8	7	KATTAU Caleb	SAND	0.75	(7) 27.52	(8) 59.14 31.62	(8) 1:31.70 32.56	2:04.91 33.21	4.09

Legend:							
=	Equal rank	AR	American Record	R.T.	Reaction Time	US	US Open Record
WJ	World Junior Record	WR	World Record				

Official Timekeeping by Omega





2025 TYR Pro Swim Series

Fort Lauderdale, FL

April 30 - May 3



Event 111 1 MAY 2025 - 7:03 PM

Women's 400m Freestyle

Final

Results

Event Number 11

	Record	Splits	Name	NAT Code	Location	Date
WR	3:55.38	56.92 1:56.94 2:56.90	TITMUS Ariarne	AUS	Fukuoka (JPN)	23 JUL 2023
AR	3:56.46	57.05 1:57.11 2:57.62	LEDECKY Katie	USA	Rio de Janeiro (BRA)	7 AUG 2016
US	3:57.94	57.07 1:57.70 2:58.15	LEDECKY Katie	USA	Indianapolis, IN (USA)	17 MAY 2018
WJ	3:56.08	56.46 1:55.91 2:55.84	McINTOSH Summer	SYS	Toronto (CAN)	28 MAR 2023

Final B

Rank	Lane	Name	Club Code	R.T.	Time	Time Behind	
1	5	HURST Kate	TXLA	0.74	4:10.34		
50m (4) 29.37	100m (4) 1:00.72 31.35	150m (4) 1:32.29 31.57	200m (3) 2:04.13 31.84	250m (3) 2:36.06 31.93	300m (2) 3:07.94 31.88	350m (2) 3:39.72 31.78	30.62
2	4	HAN Kayla	RMDA	0.67	4:10.38	0.04	
50m (2) 28.82	100m (2) 59.82 31.00	150m (1) 1:31.37 31.55	200m (1) 2:03.21 31.84	250m (1) 2:35.28 32.07	300m (1) 3:07.32 32.04	350m (1) 3:39.46 32.14	30.92
3	6	HANSEN Brinkleigh	SPA-FL	0.81	4:12.00	1.66	
50m (3) 28.98	100m (3) 1:00.04 31.06	150m (3) 1:31.88 31.84	200m (2) 2:03.88 32.00	250m (2) 2:36.00 32.12	300m (3) 3:08.45 32.45	350m (3) 3:40.75 32.30	31.25
4	1	DERIVAUX Audrey	JW	0.77	4:12.14	1.80	
50m (5) 29.38	100m (5) 1:01.03 31.65	150m (5) 1:32.68 31.65	200m (5) 2:04.54 31.86	250m (4) 2:36.41 31.87	300m (4) 3:08.68 32.27	350m (4) 3:40.84 32.16	31.30
5	3	COSGROVE Ella	FASTAZ	0.77	4:13.54	3.20	
50m (7) 29.52	100m (8) 1:01.42 31.90	150m (6) 1:33.33 31.91	200m (6) 2:05.59 32.26	250m (5) 2:37.40 31.81	300m (5) 3:09.57 32.17	350m (5) 3:41.77 32.20	31.77
6	2	KRYGER Madison	CAN	0.76	4:16.02	5.68	
50m (6) 29.49	100m (7) 1:01.34 31.85	150m (8) 1:33.81 32.47	200m (8) 2:06.40 32.59	250m (7) 2:38.94 32.54	300m (7) 3:12.26 33.32	350m (6) 3:44.15 31.89	31.87
7	7	EICHBRECHT Elizabeth	NOVAMI	0.92	4:17.17	6.83	
50m (8) 29.92	100m (6) 1:01.20 31.28	150m (7) 1:33.56 32.36	200m (7) 2:06.32 32.76	250m (8) 2:39.23 32.91	300m (8) 3:12.29 33.06	350m (7) 3:45.19 32.90	31.98
8	8	HANSEN Karrington	SPA-FL	0.72	4:19.73	9.39	
50m (1) 28.28	100m (1) 59.26 30.98	150m (2) 1:31.53 32.27	200m (4) 2:04.53 33.00	250m (6) 2:37.89 33.36	300m (6) 3:11.92 34.03	350m (8) 3:46.22 34.30	33.51

Final A

Rank	Lane	Name	Club Code	R.T.	Time	Time Behind	
1	4	LEDECKY Katie	GSC-FL	0.69	3:56.81	US	
50m (2) 27.46	100m (2) 56.97 29.51	150m (2) 1:26.93 29.96	200m (2) 1:57.15 30.22	250m (2) 2:27.14 29.99	300m (2) 2:57.30 30.16	350m (2) 3:27.31 30.01	29.50
2	3	McINTOSH Summer	SYS	0.78	3:58.28	1.47	
50m (1) 27.19	100m (1) 56.46 29.27	150m (1) 1:26.20 29.74	200m (1) 1:56.17 29.97	250m (1) 2:26.06 29.89	300m (1) 2:56.45 30.39	350m (1) 3:27.13 30.68	31.15
3	5	WEINSTEIN Claire	SAND	0.77	4:01.26	4.45	
50m (3) 28.31	100m (3) 58.31 30.00	150m (3) 1:28.67 30.36	200m (3) 1:59.48 30.81	250m (3) 2:30.04 30.56	300m (3) 3:00.85 30.81	350m (3) 3:31.60 30.75	29.66
4	2	COX Jillian	TXLA	0.70	4:08.61	11.80	
50m (5) 28.92	100m (4) 1:00.01 31.09	150m (4) 1:31.15 31.14	200m (4) 2:02.82 31.67	250m (4) 2:34.64 31.82	300m (4) 3:06.45 31.81	350m (4) 3:37.87 31.42	30.74
5	1	WEYANT Emma	FLOR	0.77	4:09.75	12.94	
50m (8) 29.43	100m (8) 1:01.37 31.94	150m (8) 1:33.13 31.76	200m (8) 2:05.39 32.26	250m (5) 2:36.66 31.27	300m (5) 3:08.01 31.35	350m (5) 3:38.97 30.96	30.78
6	6	GEMMELL Erin	TXLA	0.83	4:11.10	14.29	
50m (6) 28.97	100m (6) 1:00.73 31.76	150m (6) 1:32.75 32.02	200m (7) 2:05.22 32.47	250m (8) 2:37.16 31.94	300m (7) 3:09.16 32.00	350m (7) 3:40.72 31.56	30.38
7	7	GORMSEN Cavan	UN-VA	0.73	4:11.44	14.63	
50m (7) 29.15	100m (7) 1:00.86 31.71	150m (7) 1:32.80 31.94	200m (6) 2:04.92 32.12	250m (6) 2:36.71 31.79	300m (6) 3:08.70 31.99	350m (6) 3:40.45 31.75	30.99
8	8	MINTENKO Madi	PPA	0.75	4:14.41	17.60	
50m (4) 28.83	100m (5) 1:00.14 31.31	150m (5) 1:32.00 31.86	200m (5) 2:04.36 32.36	250m (7) 2:37.07 32.71	300m (8) 3:09.85 32.78	350m (8) 3:42.68 32.83	31.73

Official Timekeeping by Omega





2025 TYR Pro Swim Series

Fort Lauderdale, FL

April 30 - May 3



Event 111 1 MAY 2025 - 7:03 PM

Women's 400m Freestyle

Final

Results

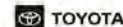
Event Number 11

Final C

Rank	Lane	Name	Club Code	R.T.	Time	Time Behind
1	2	DIACONESCU Rebecca	SAND	0.74	4:15.42	
50m (1) 29.18	100m (1) 1:00.98 31.80	150m (1) 1:33.31 32.33	200m (1) 2:05.87 32.56	250m (1) 2:38.37 32.50	300m (2) 3:11.44 33.07	350m (1) 3:44.14 32.70
2	4	REYNA Alexa	UN-AZ	0.68	4:16.89	31.28
50m (2) 29.32	100m (2) 1:01.30 31.98	150m (2) 1:33.64 32.34	200m (3) 2:06.59 32.95	250m (3) 2:39.34 32.75	300m (3) 3:12.53 33.19	350m (3) 3:45.29 32.76
3	5	SHAW Adair	HOOS	0.72	4:17.01	31.60
50m (3) 29.66	100m (3) 1:01.67 32.01	150m (3) 1:33.78 32.11	200m (2) 2:06.25 32.47	250m (2) 2:38.59 32.34	300m (1) 3:11.38 32.79	350m (2) 3:44.26 32.88
4	6	BUCKLEY Sadie	NCAP	0.67	4:18.37	32.75
50m (4) 29.70	100m (4) 1:01.90 32.20	150m (4) 1:34.42 32.52	200m (4) 2:07.51 33.09	250m (4) 2:40.37 32.86	300m (4) 3:13.73 33.36	350m (4) 3:46.25 32.52
5	7	NEACE Clarke	MAC-NC	0.78	4:18.93	32.12
50m (7) 30.21	100m (6) 1:02.69 32.48	150m (5) 1:35.65 32.96	200m (5) 2:08.90 33.25	250m (5) 2:41.67 32.77	300m (5) 3:14.64 32.97	350m (5) 3:47.19 32.55
6	3	GWINN Applejean	SAND	0.72	4:20.57	31.74
50m (6) 30.11	100m (7) 1:03.16 33.05	150m (8) 1:36.69 33.53	200m (8) 2:10.06 33.37	250m (8) 2:43.03 32.97	300m (6) 3:15.76 32.73	350m (6) 3:48.49 32.73
7	8	STAFFORD Leila	FASTAZ	0.72	4:20.87	32.08
50m (8) 30.31	100m (8) 1:03.41 33.10	150m (7) 1:36.13 32.72	200m (7) 2:09.59 33.46	250m (7) 2:42.71 33.12	300m (8) 3:16.21 33.50	350m (7) 3:48.95 32.74
8	1	BARR Kayla	CSC-IN	0.66	4:23.30	31.92
50m (5) 30.00	100m (5) 1:02.50 32.50	150m (6) 1:35.69 33.19	200m (6) 2:09.04 33.35	250m (6) 2:42.29 33.25	300m (7) 3:16.15 33.86	350m (8) 3:49.93 33.78

Legend:	AR American Record	R.T. Reaction Time	US US Open Record	WJ World Junior Record
	WR World Record			

Official Timekeeping by Omega





2025 TYR Pro Swim Series

Fort Lauderdale, FL

April 30 - May 3



Event 112 1 MAY 2025 - 7:17 PM

Men's 400m Freestyle

Final

Results

Event Number 12

	Record	Splits	Name	NAT Code	Location	Date
WR	3:39.96	51.90 1:47.55 2:44.01	MARTENS Lukas	GER	Stockholm (SWE)	12 APR 2025
AR	3:42.78	54.86 1:51.91 2:48.07	JENSEN Larsen	USA	Beijing (CHN)	10 AUG 2008
US	3:43.53	54.67 1:51.14 2:47.52	JENSEN Larsen	USA	Omaha, NE (USA)	29 JUN 2008
WJ	3:44.31	54.31 1:51.00 2:47.91	MITSIN Petar	BUL	Belgrade (SRB)	9 JUL 2023

Final B

Rank	Lane	Name	Club Code	R.T.	Time	Time Behind	
1	6	ELLIS Luke	SAND	0.68	3:55.72		
50m (5) 27.40	100m (5) 57.34 29.94	150m (3) 1:27.16 29.82	200m (2) 1:57.09 29.93	250m (2) 2:26.91 29.82	300m (1) 2:56.87 29.96	350m (1) 3:26.52 29.65	29.20
2	3	KULP Charlie	LIFENJ	0.69	3:57.74	2.02	
50m (3) 27.27	100m (3) 56.95 29.68	150m (2) 1:26.97 30.02	200m (3) 1:57.29 30.32	250m (3) 2:27.91 30.62	300m (3) 2:58.45 30.54	350m (3) 3:28.92 30.47	28.82
3	1	BRENNAN Francis	CAN	0.66	3:58.13	2.41	
50m (7) 27.72	100m (6) 57.41 29.69	150m (7) 1:27.91 30.50	200m (6) 1:58.29 30.38	250m (6) 2:29.07 30.78	300m (5) 2:59.15 30.08	350m (4) 3:29.09 29.94	29.04
4	4	SUBAGYO Nicholas	OLY	0.65	3:58.22	2.50	
50m (1) 26.61	100m (1) 55.53 28.92	150m (1) 1:25.30 29.77	200m (1) 1:55.70 30.40	250m (1) 2:26.19 30.49	300m (2) 2:57.06 30.87	350m (2) 3:27.69 30.63	30.53
5	8	BELBOT Spencer	NBAC	0.73	3:59.31	3.59	
50m (4) 27.38	100m (4) 57.08 29.70	150m (5) 1:27.23 30.15	200m (5) 1:58.16 30.93	250m (5) 2:28.68 30.52	300m (6) 2:59.67 30.99	350m (6) 3:29.75 30.08	29.56
6	2	VOROBIEV Max	MAC-IT	0.74	4:00.78	5.06	
50m (6) 27.64	100m (7) 57.42 29.78	150m (6) 1:27.82 30.40	200m (8) 1:58.60 30.78	250m (8) 2:29.45 30.85	300m (7) 3:00.27 30.82	350m (7) 3:30.64 30.37	30.14
7	7	MASON Jake	UN-AZ	0.68	4:00.86	5.14	
50m (2) 26.84	100m (2) 56.63 29.79	150m (4) 1:27.18 30.55	200m (4) 1:57.61 30.43	250m (4) 2:27.99 30.38	300m (4) 2:58.50 30.51	350m (5) 3:29.57 31.07	31.29
8	5	CLONTZ Norvin	MSA	0.78	4:04.04	8.32	
50m (8) 27.82	100m (8) 57.44 29.62	150m (8) 1:27.92 30.48	200m (7) 1:58.54 30.62	250m (7) 2:29.39 30.85	300m (8) 3:00.87 31.48	350m (8) 3:33.00 32.13	31.04

Final A

Rank	Lane	Name	Club Code	R.T.	Time	Time Behind	
1	4	SMITH Kieran	RAC	0.72	3:47.04		
50m (3) 25.87	100m (3) 54.54 28.67	150m (2) 1:23.29 28.75	200m (1) 1:52.30 29.01	250m (1) 2:21.26 28.96	300m (1) 2:50.18 28.92	350m (1) 3:19.04 28.86	28.00
2	5	ERISMAN Ryan	LAKR	0.75	3:48.57	1.53	
50m (4) 26.12	100m (5) 54.89 28.77	150m (4) 1:23.92 29.03	200m (4) 1:53.17 29.25	250m (4) 2:22.36 29.19	300m (=2) 2:51.31 28.95	350m (3) 3:20.33 29.02	28.24
3	7	MARCHAND Leon	TXLA	0.65	3:48.97	1.93	
50m (2) 25.77	100m (2) 54.51 28.74	150m (3) 1:23.61 29.10	200m (3) 1:53.05 29.44	250m (3) 2:22.23 29.18	300m (=2) 2:51.31 29.08	350m (2) 3:20.14 28.83	28.83
4	2	FINKE Bobby	SPA-FL	0.74	3:49.01	1.97	
50m (6) 26.76	100m (6) 55.52 28.76	150m (6) 1:24.72 29.20	200m (5) 1:53.77 29.05	250m (5) 2:23.08 29.31	300m (5) 2:52.03 28.95	350m (4) 3:21.28 29.25	27.73
5	6	KOSKI Tomas	ABSC	0.65	3:50.22	3.18	
50m (1) 25.74	100m (1) 54.13 28.39	150m (1) 1:23.04 28.91	200m (2) 1:52.54 29.50	250m (2) 2:21.93 29.39	300m (4) 2:51.56 29.63	350m (5) 3:21.30 29.74	28.92
6	3	HOBSON Luke	TXLA	0.79	3:52.82	5.78	
50m (7) 26.84	100m (8) 56.13 29.29	150m (7) 1:25.14 29.01	200m (7) 1:54.40 29.26	250m (6) 2:23.84 29.44	300m (6) 2:53.62 29.78	350m (6) 3:23.10 29.48	29.72
7	1	CISTERNAS Eduardo	PSU	0.67	3:54.76	7.72	
50m (8) 26.94	100m (7) 56.10 29.16	150m (8) 1:25.86 29.76	200m (8) 1:55.79 29.93	250m (8) 2:25.74 29.95	300m (8) 2:55.92 30.18	350m (8) 3:26.23 30.31	28.53
8	8	MANTEUFEL Gabriel	SAND	0.75	3:54.96	7.92	
50m (5) 26.25	100m (4) 54.85 28.60	150m (5) 1:24.24 29.39	200m (6) 1:54.24 30.00	250m (7) 2:24.56 30.32	300m (7) 2:55.25 30.69	350m (7) 3:25.65 30.40	29.31

Official Timekeeping by Omega





2025 TYR Pro Swim Series

Fort Lauderdale, FL

April 30 - May 3



Event 112 1 MAY 2025 - 7:17 PM

Men's 400m Freestyle

Final

Results

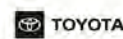
Event Number 12

Final C

Rank	Lane	Name	Club Code	R.T.	Time	Time Behind
1	4	VALLMITJANA Juan	ESP	0.73	3:55.66	
50m (7) 27.70	100m (6) 57.53 29.83	150m (5) 1:27.40 29.87	200m (2) 1:57.54 30.14	250m (2) 2:27.72 30.18	300m (1) 2:58.11 30.39	350m (1) 3:27.26 29.15
2	3	PINS Jacob	UN-AZ	0.67	3:55.93	28.40
50m (2) 26.75	100m (1) 56.20 29.45	150m (1) 1:26.15 29.95	200m (1) 1:56.77 30.62	250m (1) 2:27.57 30.80	300m (2) 2:58.75 31.18	350m (2) 3:28.18 29.43
3	2	GARCIA Nico	VT	0.60	3:58.54	27.75
50m (3) 27.28	100m (4) 56.79 29.51	150m (3) 1:27.09 30.30	200m (3) 1:57.59 30.50	250m (3) 2:28.15 30.56	300m (3) 2:58.81 30.66	350m (3) 3:28.95 30.14
4	6	BROWN Joshua	SAND	0.71	3:59.11	29.59
50m (5) 27.36	100m (3) 56.77 29.41	150m (6) 1:27.55 30.78	200m (4) 1:57.85 30.30	250m (5) 2:28.99 31.14	300m (4) 2:59.40 30.41	350m (4) 3:29.75 30.35
5	8	HEHENBERGER Cobe	SPA-FL	0.75	4:00.50	29.36
50m (4) 27.34	100m (5) 57.15 29.81	150m (4) 1:27.14 29.99	200m (5) 1:58.18 31.04	250m (4) 2:28.55 30.37	300m (5) 2:59.91 31.36	350m (5) 3:30.35 30.44
6	7	POLIACIK Jakub	VT	0.68	4:00.67	30.15
50m (1) 26.74	100m (2) 56.66 29.92	150m (2) 1:27.03 30.37	200m (6) 1:58.23 31.20	250m (6) 2:29.02 30.79	300m (6) 3:00.33 31.31	350m (6) 3:31.06 30.73
7	5	BUCK Connor	PRIN	0.74	4:01.24	29.61
50m (8) 27.90	100m (7) 57.99 30.09	150m (7) 1:28.52 30.53	200m (7) 1:59.17 30.65	250m (7) 2:30.12 30.95	300m (7) 3:00.66 30.54	350m (7) 3:31.26 30.60
8	1	ENOCH Gregg	UOFL	0.63	4:11.91	29.98
50m (6) 27.60	100m (8) 58.26 30.66	150m (8) 1:30.40 32.14	200m (8) 2:02.80 32.40	250m (8) 2:35.60 32.80	300m (8) 3:08.25 32.65	350m (8) 3:40.54 32.29

Legend:	AR American Record	R.T. Reaction Time	US US Open Record
= Equal rank	WR World Record		
WJ World Junior Record			

Official Timekeeping by Omega





2025 TYR Pro Swim Series

Fort Lauderdale, FL

April 30 - May 3



Event 113 2 MAY 2025 - 5:58 PM

Women's 200m Freestyle

Final

Results

Event Number 13

	Record	Splits			Name	NAT Code	Location	Date
WR	1:52.23	26.64	55.13	1:23.95	TITMUS Ariarne	AUS	Brisbane (AUS)	12 JUN 2024
AR	1:53.61	27.18	55.38	1:24.35	SCHMITT Allison	USA	London (GBR)	31 JUL 2012
US	1:54.13	27.13	56.08	1:25.15	McINTOSH Summer	SYS	Fort Lauderdale, FL (USA)	3 MAR 2023
WJ	1:53.65	27.03	55.82	1:24.77	McINTOSH Summer	SYS	Fukuoka (JPN)	26 JUL 2023

Final B

Rank	Lane	Name	Club Code	R.T.	50m	100m	150m	Time	Time Behind
1	4	HUSKE Torri	AAC	0.61	(1) 26.67	(1) 56.94 30.27	(1) 1:26.91 29.97	1:57.71	
2	2	SIMS Bella	SAND	0.58	(2) 27.49	(2) 57.06 29.57	(2) 1:27.82 30.76	1:58.31	0.60
3	5	MROZINSKI Julia	TENN	0.71	(4) 27.77	(4) 58.24 30.47	(4) 1:29.09 30.85	1:59.42	1.71
4	3	MINTENKO Madi	PPA	0.73	(3) 27.69	(3) 57.92 30.23	(3) 1:28.61 30.69	1:59.47	1.76
5	8	BRICKER Caroline	ALTO	0.64	(8) 28.62	(7) 59.15 30.53	(6) 1:29.61 30.46	2:00.12	2.41
6	7	KRYGER Madison	CAN	0.76	(5) 28.01	(5) 58.47 30.46	(5) 1:29.58 31.11	2:00.94	3.23
7	1	TIGERT Leah	TSC	0.77	(6) 28.28	(6) 58.70 30.42	(7) 1:29.91 31.21	2:01.13	3.42
8	6	GORMSEN Cavan	UN-VA	0.69	(7) 28.37	(8) 59.24 30.87	(8) 1:30.42 31.18	2:01.19	3.48

Final A

Rank	Lane	Name	Club Code	R.T.	50m	100m	150m	Time	Time Behind
1	3	WEINSTEIN Claire	SAND	0.76	(=3) 27.53	(2) 56.67 29.14	(1) 1:26.06 29.39	1:54.93	
2	4	LEDECKY Katie	GSC-FL	0.70	(2) 27.26	(1) 56.64 29.38	(2) 1:26.38 29.74	1:55.51	0.58
3	5	GEMMELL Erin	TXLA	0.78	(1) 27.15	(3) 57.14 29.99	(3) 1:27.29 30.15	1:57.10	2.17
4	8	ERISMAN Rylee	LAKR	0.69	(6) 27.76	(5) 57.58 29.82	(6) 1:28.09 30.51	1:57.89	2.96
=5	6	SHACKELL Alex	CSC-IN	0.65	(=3) 27.53	(4) 57.32 29.79	(4) 1:27.48 30.16	1:58.19	3.26
=5	7	HAYES Leah	UN-VA	0.75	(8) 28.25	(8) 58.17 29.92	(7) 1:28.26 30.09	1:58.19	3.26
7	1	MANUEL Simone	TXLA	0.72	(7) 27.95	(7) 57.83 29.88	(5) 1:28.04 30.21	1:58.25	3.32
8	2	IVEY Isabel	GSC-FL	0.70	(5) 27.68	(6) 57.68 30.00	(8) 1:28.50 30.82	1:58.75	3.82

Official Timekeeping by Omega





2025 TYR Pro Swim Series

Fort Lauderdale, FL

April 30 - May 3



Event 113

2 MAY 2025 - 5:58 PM

Women's 200m Freestyle

Final

Results

Event Number 13

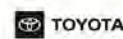
Final C

Rank	Lane	Name	Club Code	R.T.	50m	100m	150m	Time	Time Behind
1	8	KRUGER Lainy	FLOR	0.71	(2) 28.22	(2) 58.74 30.52	(1) 1:29.24 30.50	2:00.12 30.88	
2	4	COSGROVE Ella	FASTAZ	0.77	(4) 28.55	(=4) 59.49 30.94	(2) 1:30.14 30.65	2:01.07 30.93	0.95
3	2	HURST Kate	TXLA	0.70	(8) 29.25	(7) 59.90 30.65	(6) 1:30.77 30.87	2:01.08 30.31	0.96
4	6	MATTES Michaela	FLOR	0.74	(6) 28.79	(6) 59.88 31.09	(3) 1:30.31 30.43	2:01.21 30.90	1.09
5	5	HANSEN Karrington	SPA-FL	0.71	(1) 28.09	(1) 58.66 30.57	(4) 1:30.32 31.66	2:01.77 31.45	1.65
6	3	HANSEN Brinkleigh	SPA-FL	0.79	(5) 28.64	(=4) 59.49 30.85	(5) 1:30.75 31.26	2:01.79 31.04	1.67
7	1	MALUKA Ieva	ABSC	0.68	(7) 29.00	(8) 1:00.05 31.05	(8) 1:31.49 31.44	2:02.62 31.13	2.50
8	7	EBLI Julia	TSC	0.69	(3) 28.38	(3) 59.39 31.01	(7) 1:31.06 31.67	2:03.67 32.61	3.55

Legend:

= Equal rank **AR** American Record **R.T.** Reaction Time **US** US Open Record
WJ World Junior Record **WR** World Record

Official Timekeeping by Omega





2025 TYR Pro Swim Series

Fort Lauderdale, FL

April 30 - May 3



Event 114 2 MAY 2025 - 6:08 PM

Men's 200m Freestyle

Final

Results

Event Number 14

	Record	Splits	Name	NAT Code	Location	Date
WR	1:42.00	24.23 50.12 1:16.30	BIEDERMANN Paul	GER	Rome (ITA)	28 JUL 2009
AR	1:42.96	24.31 50.29 1:16.84	PHELPS Michael	USA	Beijing (CHN)	12 AUG 2008
US	1:44.10	24.89 51.00 1:17.81	PHELPS Michael	USA	Omaha, NE (USA)	1 JUL 2008
WJ	1:42.97	24.10 50.35 1:16.96	POPOVICI David	ROU	Rome (ITA)	15 AUG 2022

Final B

Rank	Lane	Name	Club Code	R.T.	50m	100m	150m	Time	Time Behind
1	3	CASAS Shaine	TXLA	0.66	(1) 24.49	(1) 51.52 27.03	(1) 1:19.36 27.84	1:46.49	
2	6	GUILIANO Chris	TXLA	0.61	(2) 24.62	(4) 52.27 27.65	(4) 1:20.25 27.98	1:47.49	1.00
3	5	SMITH Kieran	RAC	0.71	(3) 24.73	(3) 51.99 27.26	(2) 1:19.55 27.56	1:47.50	1.01
4	4	LUKMINAS Tomas	FORD	0.75	(4) 24.85	(2) 51.92 27.07	(3) 1:19.62 27.70	1:47.81	1.32
5	2	ERISMAN Ryan	LAKR	0.69	(5) 25.28	(5) 52.73 27.45	(5) 1:21.60 28.87	1:50.01	3.52
6	7	HUSSEY Patrick	NCAC	0.68	(6) 25.67	(6) 53.45 27.78	(6) 1:21.87 28.42	1:50.39	3.90
7	8	ENOCH Gregg	UOFL	0.64	(7) 25.75	(7) 53.69 27.94	(7) 1:22.22 28.53	1:50.70	4.21
8	1	BRENNAN Francis	CAN	0.68	(8) 26.26	(8) 54.10 27.84	(8) 1:22.85 28.75	1:51.34	4.85

Final A

Rank	Lane	Name	Club Code	R.T.	50m	100m	150m	Time	Time Behind
1	6	FOSTER Carson	RAYS	0.62	(2) 24.87	(4) 51.91 27.04	(2) 1:19.15 27.24	1:46.46	
2	4	KOSKI Tomas	ABSC	0.64	(1) 24.68	(1) 51.33 26.65	(1) 1:19.01 27.68	1:46.59	0.13
3	2	HOBSON Luke	TXLA	0.76	(6) 25.12	(3) 51.86 26.74	(4) 1:19.35 27.49	1:46.76	0.30
4	5	NAVIKONIS Tomas	OSU	0.69	(=3) 24.89	(2) 51.78 26.89	(3) 1:19.20 27.42	1:46.90	0.44
5	3	DAHLGREN Jack	AQJT	0.67	(7) 25.14	(6) 52.32 27.18	(6) 1:20.25 27.93	1:47.35	0.89
6	7	SHACKELL Aaron	CSC-IN	0.70	(=3) 24.89	(5) 51.98 27.09	(5) 1:20.02 28.04	1:48.23	1.77
7	1	SCHOTT Mitchell	PRIN	0.66	(8) 25.32	(8) 52.48 27.16	(8) 1:20.37 27.89	1:48.33	1.87
8	8	MARCHAND Leon	TXLA	0.65	(5) 25.09	(7) 52.40 27.31	(7) 1:20.36 27.96	1:49.66	3.20

Official Timekeeping by Omega





2025 TYR Pro Swim Series

Fort Lauderdale, FL

April 30 - May 3



Event 114 2 MAY 2025 - 6:08 PM

Men's 200m Freestyle

Final

Results

Event Number 14

Final C

Rank	Lane	Name	Club Code	R.T.	50m	100m	150m	Time	Time Behind
1	4	SENC-SAMARDZIC Filip	UN-AZ	0.67	(1) 25.28	(2) 53.46 28.18	(5) 1:22.39 28.93	1:50.20 27.81	
2	3	ZHAO Jason	RAYS	0.63	(2) 25.45	(1) 52.94 27.49	(1) 1:21.36 28.42	1:50.23 28.87	0.03
3	5	PANCEREVAS Daniil	VT	0.73	(5) 25.67	(5) 53.62 27.95	(2) 1:21.97 28.35	1:50.43 28.46	0.23
4	2	WHITFIELD Brendan	VT	0.66	(4) 25.65	(7) 53.87 28.22	(7) 1:22.72 28.85	1:50.80 28.08	0.60
5	6	MIKELSONS Kristaps	LAT	0.68	(6) 25.72	(6) 53.66 27.94	(4) 1:22.31 28.65	1:50.88 28.57	0.68
6	8	SUBAGYO Nicholas	OLY	0.65	(7) 25.87	(4) 53.61 27.74	(3) 1:22.15 28.54	1:51.22 29.07	1.02
7	7	POLIACIK Jakub	VT	0.68	(3) 25.55	(3) 53.55 28.00	(6) 1:22.52 28.97	1:52.28 29.76	2.08
8	1	GEORGE MATHEW Tanish	VT	0.59	(8) 25.97	(8) 54.48 28.51	(8) 1:23.45 28.97	1:52.43 28.98	2.23

Legend:							
=	Equal rank	AR	American Record	R.T.	Reaction Time	US	US Open Record
WJ	World Junior Record	WR	World Record				

Official Timekeeping by Omega





2025 TYR Pro Swim Series

Fort Lauderdale, FL

April 30 - May 3



Event 115 2 MAY 2025 - 6:17 PM

Women's 50m Breaststroke

Final

Results

Event Number 15

	Record	Name	NAT Code	Location	Date
WR	29.16	MEILUTYTE Ruta	LTU	Fukuoka (JPN)	30 JUL 2023
AR	29.40	KING Lilly	USA	Budapest (HUN)	30 JUL 2017
US	29.62	KING Lilly	USA	Santa Clara, CA (USA)	10 JUN 2018
WJ	29.30	PILATO Benedetta	ITA	Budapest (HUN)	22 MAY 2021

Final B

Rank	Lane	Name	Club Code	R.T.	Time	Time Behind
1	3	RUIZ Jimena	ESP	0.67	31.48	
2	2	HARTWAY Madyson	SYS	0.71	31.66	0.18
3	6	SCOTT Elle	MAC-NC	0.71	31.68	0.20
4	4	ENGE Piper	TXLA	0.62	31.74	0.26
5	5	ROSE Gabrielle	ALPH	0.69	31.76	0.28
6	7	ZALLEN Zara	UMIZ	0.67	31.89	0.41
7	1	WALLACE Eliza	MSA	0.82	32.13	0.65
8	8	LAGREID Jonette	BNS	0.68	32.85	1.37

Final A

Rank	Lane	Name	Club Code	R.T.	Time	Time Behind
1	3	SMITH Skyler	NCAC	0.67	30.49	
2	5	WEBER Emma	UN-VA	0.69	30.57	0.08
3	4	KING Lilly	ISC	0.67	30.63	0.14
4	6	WALSH Alex	NYAC	0.70	30.90	0.41
5	2	THOMAS Lucy	ALTO	0.63	31.10	0.61
6	7	BRANTON Shona	CAN	0.70	31.23	0.74
7	8	LARSEN Caroline	UN-MN	0.72	31.34	0.85
8	1	ANGUS Sophie	CAN	0.68	31.41	0.92

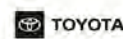
Final C

Rank	Lane	Name	Club Code	R.T.	Time	Time Behind
1	4	ALLEN Eloise	UBCT	0.64	32.24	
2	3	VASQUEZ Lucie	UN-AZ	0.68	32.72	0.48
3	1	SANTOS Emily	VT	0.70	32.73	0.49
4	2	ZULEGER Skylar	TYDE	0.74	32.79	0.55
5	5	EDGAR Victoria	BSS	0.61	32.92	0.68
6	6	ROBILLARD Adalene	RAYS	0.65	33.03	0.79
7	7	NAWROCKI Elizabeth	ACAD	0.68	33.05	0.81
8	8	LANNING Gracie	BSS	0.65	33.75	1.51

Legend:

AR American Record **R.T.** Reaction Time **US** US Open Record **WJ** World Junior Record
WR World Record

Official Timekeeping by Omega





2025 TYR Pro Swim Series

Fort Lauderdale, FL

April 30 - May 3



Event 116 2 MAY 2025 - 6:25 PM

Men's 50m Breaststroke

Final

Results

Event Number 16

	Record	Name	NAT Code	Location	Date
WR	25.95	PEATY Adam	GBR	Budapest (HUN)	25 JUL 2017
AR	26.45	FINK Nic	USA	Budapest (HUN)	21 JUN 2022
US	26.52	ANDREW Michael	USA	Greensboro, NC (USA)	28 APR 2022
WJ	26.97	MARTINENGIH Nicolò	ITA	Riccione (ITA)	4 APR 2017

Final B

Rank	Lane	Name	Club Code	R.T.	Time	Time Behind
1	4	NAMAKONOV Matthew	BHA	0.66	27.89	
2	5	CAMPBELL Kito	UN-FL	0.62	28.11	0.22
3	2	MURILLO Jorge	TAC	0.73	28.13	0.24
4	6	LAZZERINI Mariano	PSU	0.65	28.33	0.44
5	3	DAWSON Oliver	CAN	0.64	28.35	0.46
6	1	HESS Apollo	CAN	0.63	28.43	0.54
7	7	EPITROPOV Lyubomir	TNAQ	0.69	28.51	0.62
8	8	JOHNSON Marcus	SAS	0.59	28.73	0.84

Final A

Rank	Lane	Name	Club Code	R.T.	Time	Time Behind
1	1	PETRASHOV Denis	UOFL	0.71	26.94	
2	4	ANDREW Michael	SUN	0.68	27.01	0.07
3	6	SAVICKAS Aleksas	FLOR	0.67	27.34	0.40
4	2	McKEAN Campbell	BEND	0.68	27.40	0.46
5	5	SCHREUDERS Mikel	SUN	0.64	27.42	0.48
6	3	ROMANOV Pavel	ALPH	0.63	27.57	0.63
7	8	de GEUS Noel	EH	0.67	27.65	0.71
8	7	SOMOV Evgenii	CAL	0.73	27.86	0.92

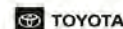
Final C

Rank	Lane	Name	Club Code	R.T.	Time	Time Behind
1	4	STEFANIDIS Nicholas	UN-AD	0.64	28.50	
=2	3	GIL Victor	SAS	0.64	29.15	0.65
=2	6	YOUNG Lucas	BSS	0.62	29.15	0.65
4	5	YORK Wilson	LAK	0.71	29.21	0.71
5	2	MARTIN Giulian	CANE	0.64	29.23	0.73
6	1	D'SOUZA LARSON Rohan	AQJT	0.70	29.25	0.75
=7	7	ZAMIR Eldad	BSS	0.66	29.35	0.85
=7	8	COLLINS Malcolm	BHA	0.66	29.35	0.85

Legend:

= Equal rank **AR** American Record **R.T.** Reaction Time **US** US Open Record
WJ World Junior Record **WR** World Record

Official Timekeeping by Omega





2025 TYR Pro Swim Series

Fort Lauderdale, FL

April 30 - May 3



Event 117 2 MAY 2025 - 6:32 PM

Women's 50m Butterfly

Final

Results

Event Number 17

	Record	Name	NAT Code	Location	Date
WR	24.43	SJOSTROM Sarah	SWE	Boras (SWE)	5 JUL 2014
AR	25.11	WALSH Gretchen	NYAC	Indianapolis, IN (USA)	28 JUN 2023
US	25.11	WALSH Gretchen	NYAC	Indianapolis, IN (USA)	28 JUN 2023
WJ	25.46	IKEE Rikako	JPN	Indianapolis (USA)	26 AUG 2017

Final B

Rank	Lane	Name	Club Code	R.T.	Time	Time Behind
1	4	HUSKE Torri	AAC	0.61	26.23	
2	3	HARVEY Emma	BER	0.69	26.75	0.52
3	2	LARSEN Caroline	UN-MN	0.72	26.77	0.54
4	5	MASSE Kylie	CAN	0.63	26.82	0.59
5	1	ROSENDAHL BACH Helena	DEN	0.78	26.94	0.71
6	8	SPADONI Marina	UN-NT	0.64	27.06	0.83
7	6	ARCHIBALD Lily	RAC	0.70	27.23	1.00
8	7	MANUEL Simone	TXLA	0.71	27.32	1.09

Final A

Rank	Lane	Name	Club Code	R.T.	Time	Time Behind
1	4	WALSH Gretchen	NYAC	0.74	24.93	AR, US
2	5	DOUGLASS Kate	NYAC	0.66	25.39	0.46
3	3	SMITH Regan	TXLA	0.68	25.63	0.70
4	2	NELSON Beata	WISC	0.71	26.21	1.28
5	7	BOARDMAN Mena	CS	0.62	26.24	1.31
6	8	OLEKSIK Penny	CAN	0.69	26.32	1.39
7	1	LYON Lismar	SOFL	0.60	26.43	1.50
8	6	CRUSH Charlotte	LAK	0.72	26.56	1.63

Final C

Rank	Lane	Name	Club Code	R.T.	Time	Time Behind
1	4	MARKVARDT Margaret	PSU	0.64	26.99	
2	1	VELTE Lucy	EKC	0.70	27.11	0.12
3	6	OLASEWERE Annam	CPAC	0.62	27.31	0.32
4	5	KOMOROCZY Lora	AU	0.71	27.40	0.41
5	8	SOTOMAYOR Alexia	SAS	0.66	27.50	0.51
6	2	KLEIN Taylor	MSA	0.64	27.66	0.67
7	3	ALLEN Eloise	UBCT	0.64	28.12	1.13
8	7	MALUKA Ieva	ABSC	0.66	28.67	1.68

Legend:

AR American Record **R.T.** Reaction Time **US** US Open Record **WJ** World Junior Record
WR World Record

Official Timekeeping by Omega





2025 TYR Pro Swim Series

Fort Lauderdale, FL

April 30 - May 3



Event 118 2 MAY 2025 - 6:39 PM

Men's 50m Butterfly

Final

Results

Event Number 18

	Record	Name	NAT Code	Location	Date
WR	22.27	GOVOROV Andrii	UKR	Rome (ITA)	1 JUL 2018
AR	22.35	DRESSEL Caeleb	GSC-FL	Gwangju (KOR)	22 JUL 2019
US	22.84	DRESSEL Caeleb	GSC-FL	Greensboro, NC (USA)	27 APR 2022
WJ	22.96	RIBEIRO Diogo Matos	POR	Lima (PER)	3 SEP 2022

Final B

Rank	Lane	Name	Club Code	R.T.	Time	Time Behind
1	1	YOUNG David	UN-AZ	0.62	23.96	
2	3	PALMER Tommy	UN-AZ	0.64	23.98	0.02
3	4	KAMMANN Bjoern	TENN	0.71	23.99	0.03
4	5	DOLAN Jack	SUN	0.75	24.09	0.13
5	7	JULIAN Trenton	MVN	0.62	24.10	0.14
6	2	del RIEGO TORRES Teo	ESP	0.65	24.19	0.23
7	6	HAYON Will	VT	0.65	24.26	0.30
8	8	SCHREUDERS Mikel	SUN	0.65	24.35	0.39

Final A

Rank	Lane	Name	Club Code	R.T.	Time	Time Behind
1	5	KHARUN Ilya	UN-AZ	0.65	23.09	
2	4	CARTER Dylan	ATT	0.64	23.24	0.15
3	6	CASAS Shaine	TXLA	0.63	23.25	0.16
4	2	DRESSEL Caeleb	GSC-FL	0.62	23.32	0.23
5	3	ANDREW Michael	SUN	0.68	23.44	0.35
6	1	McCARTY Quintin	WOLF	0.66	23.91	0.82
7	8	GUILIANO Chris	TXLA	0.63	24.07	0.98
8	7	MUHAMMAD Kamal	UN-CA	0.67	24.18	1.09

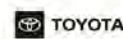
Final C

Rank	Lane	Name	Club Code	R.T.	Time	Time Behind
1	4	KOCH Julian	PITT	0.63	24.12	
2	3	BALBI Diego	SAS	0.66	24.31	0.19
3	5	SMITH Sebastian	PATS	0.63	24.37	0.25
4	1	CAMPBELL Brady	RAYS	0.67	24.41	0.29
=5	2	McKENNA Conor	PRIN	0.72	24.58	0.46
=5	8	PEREZ Emil	UN-FG	0.60	24.58	0.46
7	7	BRANON Ryan	TXLA	0.62	24.72	0.60
8	6	COX Rowan	TXLA	0.64	25.09	0.97

Legend:

= Equal rank **AR** American Record **R.T.** Reaction Time **US** US Open Record
WJ World Junior Record **WR** World Record

Official Timekeeping by Omega





2025 TYR Pro Swim Series

Fort Lauderdale, FL

April 30 - May 3



Event 119 2 MAY 2025 - 6:46 PM

Women's 200m Backstroke

Final

Results

Event Number 19

	Record	Splits	Name	NAT Code	Location	Date
WR	2:03.14	29.34 1:00.73 1:31.84	McKEOWN Kaylee	AUS	Sydney (AUS)	10 MAR 2023
AR	2:03.35	29.06 1:00.37 1:31.84	SMITH Regan	TXLA	Gwangju (KOR)	26 JUL 2019
US	2:03.80	28.98 1:00.00 1:31.49	SMITH Regan	TXLA	Indianapolis, IN (USA)	28 JUN 2023
WJ	2:03.35	29.06 1:00.37 1:31.84	SMITH Regan	TXLA	Gwangju (KOR)	26 JUL 2019

Final B

Rank	Lane	Name	Club Code	R.T.	50m	100m	150m	Time	Time Behind
1	6	HOWLEY Tess	UN-VA	0.58	(4) 31.31	(4) 1:04.80 33.49	(3) 1:38.47 33.67	2:11.60	
2	2	KRYGER Madison	CAN	0.64	(6) 31.48	(2) 1:04.44 32.96	(1) 1:37.75 33.31	2:11.82	0.22
3	4	WEILER SASTRE Carmen	ESP	0.63	(1) 30.44	(1) 1:03.94 33.50	(2) 1:38.12 34.18	2:12.74	1.14
4	3	BARZELAY Aviv	TAMU	0.60	(=2) 30.83	(3) 1:04.53 33.70	(4) 1:38.85 34.32	2:13.06	1.46
5	1	MEADWAY Shannon	SCAR	0.60	(7) 31.77	(6) 1:05.37 33.60	(5) 1:39.54 34.17	2:13.46	1.86
6	7	CHOATE Catie	FLOR	0.68	(=2) 30.83	(5) 1:05.03 34.20	(6) 1:40.11 35.08	2:14.03	2.43
7	8	GIBSON Hayden	HAWG	0.60	(8) 31.97	(8) 1:05.90 33.93	(8) 1:40.22 34.32	2:14.52	2.92
8	5	RAMEY Jojo	FLOR	0.64	(5) 31.33	(7) 1:05.53 34.20	(7) 1:40.15 34.62	2:15.62	4.02

Final A

Rank	Lane	Name	Club Code	R.T.	50m	100m	150m	Time	Time Behind
1	4	SMITH Regan	TXLA	0.54	(2) 29.53	(2) 1:01.68 32.15	(1) 1:34.12 32.44	2:06.32	
2	5	McINTOSH Summer	SYS	0.68	(1) 29.43	(1) 1:01.49 32.06	(2) 1:34.28 32.79	2:06.82	0.50
3	2	CURZAN Claire	TAC	0.56	(4) 29.81	(3) 1:01.96 32.15	(3) 1:34.94 32.98	2:08.20	1.88
4	6	DERIVAUX Audrey	JW	0.57	(5) 29.84	(4) 1:02.04 32.20	(4) 1:35.17 33.13	2:08.52	2.20
5	1	WHITE Rhyan	WOLF	0.61	(6) 30.16	(5) 1:02.41 32.25	(5) 1:35.98 33.57	2:08.96	2.64
6	7	BUCKLEY Sadie	NCAP	0.59	(7) 30.45	(7) 1:03.14 32.69	(7) 1:36.88 33.74	2:10.16	3.84
7	3	CRUSH Charlotte	LAK	0.57	(3) 29.78	(6) 1:02.66 32.88	(6) 1:36.78 34.12	2:10.99	4.67
8	8	PELAEZ Erika	EA	0.55	(8) 30.54	(8) 1:03.33 32.79	(8) 1:37.08 33.75	2:11.13	4.81

Official Timekeeping by Omega





2025 TYR Pro Swim Series

Fort Lauderdale, FL

April 30 - May 3



Event 119 2 MAY 2025 - 6:46 PM

Women's 200m Backstroke

Final

Results

Event Number 19

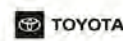
Final C

Rank	Lane	Name	Club Code	R.T.	50m	100m	150m	Time	Time Behind
1	4	ROTTINK Roos	MTAC	0.63	(1) 30.56	(1) 1:04.14 33.58	(1) 1:37.95 33.81	2:12.22 34.27	
2	6	CLARKE Ellie	CSC-IN	0.63	(2) 31.01	(2) 1:04.89 33.88	(5) 1:40.24 35.35	2:14.38 34.14	2.16
3	2	GARRIDO MALVAR Nahia	ESP	0.57	(7) 31.67	(5) 1:05.49 33.82	(=2) 1:40.01 34.52	2:14.53 34.52	2.31
4	7	WILSON Charlotte	UN-VA	0.62	(5) 31.38	(4) 1:05.13 33.75	(4) 1:40.03 34.90	2:14.64 34.61	2.42
5	3	LIU Reina	TAC	0.58	(3) 31.16	(3) 1:04.95 33.79	(=2) 1:40.01 35.06	2:14.90 34.89	2.68
6	5	ARNALL Ines	WEST	0.68	(4) 31.30	(6) 1:06.06 34.76	(6) 1:41.03 34.97	2:15.61 34.58	3.39
7	8	ARNALL Alba	WEST	0.67	(6) 31.59	(7) 1:06.46 34.87	(7) 1:41.91 35.45	2:16.09 34.18	3.87
8	1	COSGROVE Ella	FASTAZ	0.61	(8) 32.74	(8) 1:07.39 34.65	(8) 1:42.34 34.95	2:17.45 35.11	5.23

Legend:

= Equal rank **AR** American Record **R.T.** Reaction Time **US** US Open Record
WJ World Junior Record **WR** World Record

Official Timekeeping by Omega





2025 TYR Pro Swim Series

Fort Lauderdale, FL

April 30 - May 3



Event 120 2 MAY 2025 - 6:57 PM

Men's 200m Backstroke

Final

Results

Event Number 20

	Record	Splits	Name	NAT Code	Location	Date
WR	1:51.92	26.52 54.90 1:23.30	PEIRSOL Aaron	USA	Rome (ITA)	31 JUL 2009
AR	1:51.92	26.52 54.90 1:23.30	PEIRSOL Aaron	USA	Rome (ITA)	31 JUL 2009
US	1:53.08	26.82 55.18 1:24.06	PEIRSOL Aaron	USA	Indianapolis, IN (USA)	11 JUL 2009
WJ	1:55.14	26.99 56.14 1:25.97	KOLESNIKOV Kliment	RUS	Budapest (HUN)	28 JUL 2017

Final B

Rank	Lane	Name	Club Code	R.T.	50m	100m	150m	Time	Time Behind
1	1	KING David	UN-VA	0.61	(1) 28.15	(1) 59.23 31.08	(1) 1:30.25 31.02	2:00.78	
2	4	GARCIA Nico	VT	0.59	(7) 28.98	(4) 1:00.26 31.28	(3) 1:31.51 31.25	2:02.53	1.75
3	5	SENEKAL Denzo	BD	0.64	(4) 28.75	(5) 1:00.28 31.53	(5) 1:32.38 32.10	2:02.79	2.01
4	3	GEH Michael	BAD	0.57	(5) 28.83	(3) 59.98 31.15	(4) 1:31.62 31.64	2:02.97	2.19
5	2	MARTINEZ SOTA Ivan	ESP	0.62	(8) 29.38	(8) 1:00.96 31.58	(6) 1:32.63 31.67	2:04.18	3.40
6	7	BATHALA Ethan	BSS	0.55	(2) 28.37	(2) 59.26 30.89	(2) 1:30.74 31.48	2:04.26	3.48
7	6	HAKES Hayden	IFLY	0.58	(3) 28.73	(7) 1:00.86 32.13	(8) 1:32.90 32.04	2:04.37	3.59
8	8	MIALKOVSKYI Denys	BHA	0.57	(6) 28.89	(6) 1:00.49 31.60	(7) 1:32.65 32.16	2:04.44	3.66

Final A

Rank	Lane	Name	Club Code	R.T.	50m	100m	150m	Time	Time Behind
1	4	KOS Hubert	TXLA	0.60	(1) 26.99	(1) 56.20 29.21	(1) 1:25.96 29.76	1:56.45	
2	3	KEOGH Gavin	FAC	0.61	(2) 27.80	(3) 58.16 30.36	(2) 1:28.39 30.23	1:58.47	2.02
3	5	FOSTER Carson	RAYS	0.59	(4) 27.87	(2) 57.93 30.06	(3) 1:28.40 30.47	1:59.09	2.64
4	7	NORMAN Aiden	FLOR	0.65	(5) 28.11	(5) 58.67 30.56	(5) 1:29.43 30.76	2:00.02	3.57
5	1	MALDARI Caleb	FLOR	0.54	(7) 28.54	(7) 59.06 30.52	(7) 1:30.00 30.94	2:00.18	3.73
6	6	AIKINS Jack	UN-VA	0.58	(3) 27.84	(4) 58.23 30.39	(4) 1:29.14 30.91	2:00.41	3.96
7	2	MORALES Yeziel	PUR	0.52	(6) 28.41	(6) 58.90 30.49	(6) 1:29.66 30.76	2:00.72	4.27
8	8	MELNYCHUK David	SYS	0.56	(8) 28.73	(8) 59.51 30.78	(8) 1:30.75 31.24	2:01.55	5.10

Official Timekeeping by Omega





2025 TYR Pro Swim Series

Fort Lauderdale, FL

April 30 - May 3



Event 120 2 MAY 2025 - 6:57 PM

Men's 200m Backstroke

Final

Results

Event Number 20

Final C

Rank	Lane	Name	Club Code	R.T.	50m	100m	150m	Time	Time Behind
1	2	BRENNAN Francis	CAN	0.63	(2) 29.24	(1) 59.98 30.74	(1) 1:31.85 31.87	2:03.42 31.57	
2	5	KNOPF Chase	CLPR	0.68	(7) 29.86	(3) 1:01.17 31.31	(2) 1:32.59 31.42	2:03.86 31.27	0.44
3	6	SGROI Vito	SYS	0.58	(8) 29.90	(5) 1:01.66 31.76	(3) 1:33.92 32.26	2:05.85 31.93	2.43
4	1	WAHLEN David	YOTA	0.57	(6) 29.67	(4) 1:01.41 31.74	(4) 1:33.98 32.57	2:06.26 32.28	2.84
5	3	KELLERMAN Jason	NBAC	0.61	(5) 29.66	(=7) 1:02.24 32.58	(5) 1:34.28 32.04	2:06.45 32.17	3.03
6	8	PINEIRO Anthony	SFLS	0.56	(4) 29.58	(6) 1:01.89 32.31	(7) 1:34.60 32.71	2:06.75 32.15	3.33
7	7	HANEY James	ECCC	0.51	(1) 28.76	(2) 1:01.10 32.34	(6) 1:34.45 33.35	2:07.19 32.74	3.77
8	4	PAVALIC Petar	DREX	0.64	(3) 29.50	(=7) 1:02.24 32.74	(8) 1:35.12 32.88	2:07.94 32.82	4.52

Legend:

= Equal rank **AR** American Record **R.T.** Reaction Time **US** US Open Record
WJ World Junior Record **WR** World Record

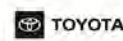
Official Timekeeping by Omega



FLUIDRA



OneAmerica
Financial





2025 TYR Pro Swim Series

Fort Lauderdale, FL

April 30 - May 3



Event 121 2 MAY 2025 - 7:07 PM

Women's 400m Individual Medley

Final

Results

Event Number 21

	Record	Splits	Name	NAT Code	Location	Date
WR	4:24.38	59.18 2:06.30 3:23.43	McINTOSH Summer	SYS	Toronto (CAN)	16 MAY 2024
AR	4:31.12	1:03.69 2:13.33 3:28.65	HOFF Katie	USA	Omaha, NE (USA)	29 JUN 2008
US	4:26.98	59.76 2:06.82 3:25.96	McINTOSH Summer	SYS	Westmont, IL (USA)	7 MAR 2025
WJ	4:24.38	59.18 2:06.30 3:23.43	McINTOSH Summer	SYS	Toronto (CAN)	16 MAY 2024

Final B

Rank	Lane	Name	Club Code	R.T.	Time	Time Behind	
1	5	MATTES Michaela	FLOR	0.76	4:45.06		
50m (3) 29.95	100m (3) 1:03.92 33.97	150m (2) 1:40.04 36.12	200m (1) 2:15.64 35.60	250m (3) 2:59.06 43.42	300m (5) 3:43.11 44.05	350m (2) 4:14.21 31.10	30.85
2	4	DIXON Zoe	FLOR	0.69	4:46.45	1.39	
50m (2) 29.35	100m (2) 1:03.04 33.69	150m (1) 1:39.86 36.82	200m (2) 2:16.03 36.17	250m (1) 2:57.45 41.42	300m (1) 3:39.85 42.40	350m (1) 4:13.59 33.74	32.86
3	3	VAZQUEZ RUIZ Alba	ESP	0.70	4:48.00	2.94	
50m (6) 30.22	100m (5) 1:04.52 34.30	150m (5) 1:42.60 38.08	200m (5) 2:20.56 37.96	250m (4) 3:00.62 40.06	300m (3) 3:41.06 40.44	350m (3) 4:15.18 34.12	32.82
4	8	CABANES GARZAS Laura	ESP	0.68	4:48.15	3.09	
50m (1) 29.33	100m (1) 1:02.60 33.27	150m (3) 1:40.14 37.54	200m (3) 2:16.89 36.75	250m (2) 2:58.64 41.75	300m (2) 3:40.31 41.67	350m (4) 4:15.64 35.33	32.51
5	1	PLAZA Sofia	FLOR	0.84	4:48.68	3.62	
50m (8) 31.13	100m (8) 1:06.00 34.87	150m (8) 1:44.08 38.08	200m (7) 2:21.51 37.43	250m (5) 3:01.97 40.46	300m (4) 3:42.35 40.38	350m (5) 4:16.25 33.90	32.43
6	2	TUCKER Dakota	PRIN	0.71	4:49.85	4.79	
50m (7) 30.79	100m (7) 1:05.73 34.94	150m (6) 1:43.54 37.81	200m (6) 2:20.78 37.24	250m (6) 3:02.12 41.34	300m (6) 3:43.37 41.25	350m (6) 4:17.23 33.86	32.62
7	6	GWINN Applejean	SAND	0.74	4:50.54	5.48	
50m (4) 29.98	100m (4) 1:04.50 34.52	150m (4) 1:42.57 38.07	200m (4) 2:20.43 37.86	250m (7) 3:02.91 42.48	300m (7) 3:44.48 41.57	350m (7) 4:17.84 33.36	32.70
8	7	CALLIS Emerson	QSTS	0.68	4:55.10	10.04	
50m (5) 30.04	100m (6) 1:04.84 34.80	150m (7) 1:43.82 38.98	200m (8) 2:21.71 37.89	250m (8) 3:04.29 42.58	300m (8) 3:47.09 42.80	350m (8) 4:21.66 34.57	33.44

Final A

Rank	Lane	Name	Club Code	R.T.	Time	Time Behind	
1	4	WEYANT Emma	FLOR	0.79	4:33.95		
50m (6) 29.71	100m (6) 1:03.40 33.69	150m (2) 1:39.37 35.97	200m (3) 2:14.80 35.43	250m (1) 2:53.23 38.43	300m (1) 3:32.19 38.96	350m (1) 4:03.62 31.43	30.33
2	3	WALSHE Ellen	TMP	0.61	4:35.32	1.37	
50m (2) 28.96	100m (3) 1:02.69 33.73	150m (3) 1:39.41 36.72	200m (4) 2:15.04 35.63	250m (2) 2:54.05 39.01	300m (2) 3:33.39 39.34	350m (2) 4:04.76 31.37	30.56
3	5	HAYES Leah	UN-VA	0.79	4:38.78	4.83	
50m (7) 29.72	100m (7) 1:03.51 33.79	150m (4) 1:39.44 35.93	200m (2) 2:14.72 35.28	250m (3) 2:54.21 39.49	300m (3) 3:34.79 40.58	350m (3) 4:07.24 32.45	31.54
4	2	HAN Kayla	RMDA	0.66	4:40.58	6.63	
50m (8) 29.74	100m (5) 1:03.35 33.61	150m (5) 1:39.46 36.11	200m (5) 2:15.28 35.82	250m (5) 2:55.54 40.26	300m (4) 3:36.66 41.12	350m (4) 4:09.03 32.37	31.55
5	6	GRIMES Katie	UN-VA	0.66	4:42.48	8.53	
50m (1) 28.54	100m (1) 1:01.53 32.99	150m (1) 1:37.52 35.99	200m (1) 2:12.99 35.47	250m (4) 2:55.34 42.35	300m (5) 3:38.26 42.92	350m (5) 4:10.93 32.67	31.55
6	7	SUN Eleanor	PRIN	0.70	4:43.44	9.49	
50m (5) 29.62	100m (8) 1:03.77 34.15	150m (8) 1:41.62 37.85	200m (8) 2:18.24 36.62	250m (8) 2:58.97 40.73	300m (7) 3:40.15 41.18	350m (7) 4:12.76 32.61	30.68
7	1	BRICKER Caroline	ALTO	0.64	4:45.68	11.73	
50m (4) 29.29	100m (4) 1:03.01 33.72	150m (7) 1:41.12 38.11	200m (7) 2:17.83 36.71	250m (6) 2:58.06 40.23	300m (6) 3:39.14 41.08	350m (6) 4:12.72 33.58	32.96
8	8	ROSENDAHL BACH Helena	DEN	0.84	4:48.10	14.15	
50m (3) 29.15	100m (2) 1:02.11 32.96	150m (6) 1:40.01 37.90	200m (6) 2:16.67 36.66	250m (7) 2:58.73 42.06	300m (8) 3:42.01 43.28	350m (8) 4:15.62 33.61	32.48

Official Timekeeping by Omega





2025 TYR Pro Swim Series

Fort Lauderdale, FL

April 30 - May 3



Event 121 2 MAY 2025 - 7:07 PM

Women's 400m Individual Medley

Final

Results

Event Number 21

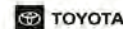
Final C

Rank	Lane	Name	Club Code	R.T.	Time	Time Behind
1	4	ERTAN Deniz	UN-AZ	0.69	4:50.09	
50m (3) 29.45	100m (2) 1:03.52 34.07	150m (2) 1:42.50 38.98	200m (5) 2:22.17 39.67	250m (2) 3:01.71 39.54	300m (2) 3:43.17 41.46	350m (1) 4:17.03 33.86
2	5	STOLL Campbell	TXLA	0.67	4:52.30	33.06
50m (2) 29.42	100m (3) 1:03.59 34.17	150m (3) 1:42.56 38.97	200m (2) 2:20.02 37.46	250m (3) 3:02.13 42.11	300m (3) 3:45.47 43.34	350m (3) 4:19.53 34.06
3	3	KLAMFOTH Avery	MAC-NC	0.73	4:52.32	2.23
50m (8) 30.94	100m (7) 1:06.50 35.56	150m (4) 1:43.43 36.93	200m (1) 2:19.90 36.47	250m (1) 3:00.84 40.94	300m (1) 3:42.86 42.02	350m (2) 4:18.46 35.60
4	6	HARDY Sydney	SYS	0.64	4:52.51	2.42
50m (5) 30.23	100m (5) 1:05.64 35.41	150m (6) 1:44.56 38.92	200m (6) 2:22.77 38.21	250m (5) 3:04.77 42.00	300m (5) 3:47.66 42.89	350m (=4) 4:20.94 33.28
5	1	CONWAY Shannon	NBAC	0.78	4:52.92	2.83
50m (1) 29.15	100m (1) 1:02.85 33.70	150m (1) 1:41.96 39.11	200m (3) 2:20.31 38.35	250m (4) 3:03.51 43.20	300m (4) 3:46.88 43.37	350m (=4) 4:20.94 34.06
6	2	HANSEN Brinkleigh	SPA-FL	0.83	4:56.01	5.92
50m (7) 30.79	100m (6) 1:05.78 34.99	150m (5) 1:44.39 38.61	200m (4) 2:21.82 37.43	250m (7) 3:07.45 45.63	300m (8) 3:52.50 45.05	350m (7) 4:24.79 32.29
7	7	HAZLEHURST Ana	UN-IN	0.71	4:56.04	5.95
50m (4) 29.69	100m (4) 1:05.44 35.75	150m (7) 1:44.94 39.50	200m (7) 2:24.40 39.46	250m (6) 3:06.08 41.68	300m (6) 3:48.76 42.68	350m (6) 4:23.18 34.42
8	8	ZHANG Sarah	REV	0.70	4:57.40	7.31
50m (6) 30.44	100m (8) 1:07.18 36.74	150m (8) 1:47.86 40.68	200m (8) 2:27.91 40.05	250m (8) 3:08.19 40.28	300m (7) 3:50.19 42.00	350m (8) 4:25.63 35.44

Legend:

= Equal rank **AR** American Record **R.T.** Reaction Time **US** US Open Record
WJ World Junior Record **WR** World Record

Official Timekeeping by Omega





2025 TYR Pro Swim Series

Fort Lauderdale, FL

April 30 - May 3



Event 122 2 MAY 2025 - 7:22 PM

Men's 400m Individual Medley

Final

Results

Event Number 22

	Record	Splits			Name	NAT Code	Location	Date
WR	4:02.50	54.66	1:56.64	3:04.28	MARCHAND Leon	TXLA	Fukuoka (JPN)	23 JUL 2023
AR	4:03.84	54.92	1:56.49	3:07.05	PHELPS Michael	USA	Beijing (CHN)	10 AUG 2008
US	4:05.25	55.38	1:57.32	3:08.45	PHELPS Michael	USA	Omaha, NE (USA)	29 JUN 2008
WJ	4:10.02	57.44	2:01.31	3:11.72	BORODIN Ilya	RUS	Budapest (HUN)	23 MAY 2021

Final B

Rank	Lane	Name	Club Code	R.T.	Time	Time Behind		
1	4	GORDILLO Erick	AZFL	0.64	4:22.06			
50m (4) 27.49		100m (2) 58.96 31.47	150m (1) 1:32.90 33.94	200m (1) 2:06.55 33.65	250m (1) 2:44.23 37.68	300m (1) 3:22.76 38.53	350m (1) 3:52.94 30.18	29.12
2	6	YORK Wilson	LAK	0.80	4:24.72	2.66		
50m (6) 27.71		100m (7) 59.83 32.12	150m (8) 1:35.91 36.08	200m (8) 2:11.25 35.34	250m (4) 2:46.37 35.12	300m (2) 3:22.95 36.58	350m (2) 3:54.06 31.11	30.66
3	7	HOOVER Gerhardt	CS	0.65	4:25.61	3.55		
50m (8) 28.25		100m (8) 1:00.72 32.47	150m (6) 1:35.06 34.34	200m (6) 2:09.60 34.54	250m (5) 2:46.77 37.17	300m (3) 3:24.10 37.33	350m (3) 3:54.98 30.88	30.63
4	5	IRWIN Jackson	SRQ	0.67	4:25.90	3.84		
50m (7) 28.12		100m (5) 59.66 31.54	150m (4) 1:34.50 34.84	200m (3) 2:08.21 33.71	250m (2) 2:46.25 38.04	300m (4) 3:24.91 38.66	350m (4) 3:56.07 31.16	29.83
5	1	SAMMONS David	MAC-NC	0.68	4:25.92	3.86		
50m (5) 27.59		100m (3) 59.17 31.58	150m (2) 1:33.32 34.15	200m (2) 2:07.70 34.38	250m (3) 2:46.35 38.65	300m (5) 3:25.28 38.93	350m (5) 3:56.11 30.83	29.81
6	8	CHRISTENSEN Andrew	PSU	0.67	4:27.33	5.27		
50m (2) 27.39		100m (4) 59.41 32.02	150m (5) 1:34.75 35.34	200m (5) 2:09.44 34.69	250m (6) 2:46.89 37.45	300m (7) 3:25.77 38.88	350m (6) 3:57.50 31.73	29.83
7	3	TURNER Jacob	UN-NE	0.64	4:28.40	6.34		
50m (3) 27.48		100m (6) 59.78 32.30	150m (7) 1:35.51 35.73	200m (7) 2:11.04 35.53	250m (8) 2:48.42 37.38	300m (8) 3:26.75 38.33	350m (7) 3:57.98 31.23	30.42
8	2	ENOCH Gregg	UOFL	0.68	4:28.75	6.69		
50m (1) 27.30		100m (1) 58.51 31.21	150m (3) 1:33.89 35.38	200m (4) 2:08.83 34.94	250m (7) 2:47.08 38.25	300m (6) 3:25.75 38.67	350m (8) 3:58.55 32.80	30.20

Final A

Rank	Lane	Name	Club Code	R.T.	Time	Time Behind		
1	4	FINKE Bobby	SPA-FL	0.74	4:13.67			
50m (3) 26.68		100m (2) 57.54 30.86	150m (1) 1:30.39 32.85	200m (1) 2:02.11 31.72	250m (1) 2:38.97 36.86	300m (3) 3:16.86 37.89	350m (2) 3:46.49 29.63	27.18
2	5	MARCHAND Leon	TXLA	0.69	4:13.86	0.19		
50m (2) 26.61		100m (3) 57.68 31.07	150m (2) 1:31.75 34.07	200m (2) 2:05.06 33.31	250m (2) 2:40.33 35.27	300m (1) 3:15.75 35.42	350m (1) 3:46.23 30.48	27.63
3	3	BRIED Tommy	UOFL	0.66	4:17.29	3.62		
50m (1) 26.42		100m (1) 57.12 30.70	150m (3) 1:31.92 34.80	200m (3) 2:05.47 33.55	250m (3) 2:40.47 35.00	300m (2) 3:16.64 36.17	350m (3) 3:47.75 31.11	29.54
4	1	ELLIS Luke	SAND	0.70	4:20.52	6.85		
50m (7) 27.89		100m (7) 59.36 31.47	150m (5) 1:32.99 33.63	200m (4) 2:05.51 32.52	250m (5) 2:43.16 37.65	300m (5) 3:21.46 38.30	350m (5) 3:51.73 30.27	28.79
5	6	SANDERS Grant	FASTFL	0.70	4:20.94	7.27		
50m (4) 27.06		100m (4) 58.08 31.02	150m (4) 1:31.96 33.88	200m (5) 2:06.33 34.37	250m (4) 2:42.28 35.95	300m (4) 3:18.60 36.32	350m (4) 3:50.32 31.72	30.62
6	8	VARGAS Kevin	SRA	0.68	4:23.28	9.61		
50m (5) 27.28		100m (5) 59.05 31.77	150m (6) 1:34.26 35.21	200m (6) 2:08.54 34.28	250m (6) 2:44.85 36.31	300m (6) 3:22.14 37.29	350m (6) 3:53.02 30.88	30.26
7	2	DORNOFF Anthony	RMDA	0.72	4:24.15	10.48		
50m (6) 27.74		100m (6) 59.16 31.42	150m (7) 1:34.37 35.21	200m (7) 2:08.80 34.43	250m (7) 2:45.35 36.55	300m (7) 3:23.78 38.43	350m (7) 3:54.23 30.45	29.92
	7	CAKIR Noah	TS		DSQ			

Official Timekeeping by Omega





2025 TYR Pro Swim Series

Fort Lauderdale, FL

April 30 - May 3



Event 122 2 MAY 2025 - 7:22 PM

Men's 400m Individual Medley

Final

Results

Event Number 22

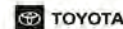
Final C

Rank	Lane	Name	Club Code	R.T.	Time	Time Behind	
1	3	HARTZLER Jackson	CFSC	0.72	4:27.97		
50m (5) 28.85	100m (5) 1:01.88 33.03	150m (7) 1:38.19 36.31	200m (6) 2:13.13 34.94	250m (3) 2:49.68 36.55	300m (1) 3:27.09 37.41	350m (1) 3:58.73 31.64	29.24
2	4	SANTOS Gian	UN-CA	0.64	4:30.56	2.59	
50m (3) 27.90	100m (3) 59.96 32.06	150m (3) 1:36.26 36.30	200m (5) 2:12.21 35.95	250m (5) 2:50.39 38.18	300m (7) 3:29.72 39.33	350m (3) 4:00.75 31.03	29.81
3	1	PLATTS-MILLS Ian	NCAC	0.72	4:30.74	2.77	
50m (8) 29.10	100m (6) 1:02.05 32.95	150m (4) 1:37.12 35.07	200m (3) 2:11.30 34.18	250m (4) 2:50.36 39.06	300m (4) 3:29.35 38.99	350m (4) 4:00.94 31.59	29.80
4	6	BRANON Daniel	NBAC	0.73	4:31.06	3.09	
50m (2) 27.87	100m (2) 59.13 31.26	150m (2) 1:34.81 35.68	200m (2) 2:10.01 35.20	250m (2) 2:49.49 39.48	300m (5) 3:29.51 40.02	350m (5) 4:01.15 31.64	29.91
5	8	DIONNE Luc	NCAP	0.71	4:31.37	3.40	
50m (7) 29.05	100m (8) 1:02.59 33.54	150m (8) 1:39.46 36.87	200m (8) 2:15.79 36.33	250m (8) 2:52.54 36.75	300m (6) 3:29.67 37.13	350m (6) 4:01.21 31.54	30.16
6	2	MULGREW Will	SAC	0.78	4:31.38	3.41	
50m (6) 28.92	100m (7) 1:02.12 33.20	150m (5) 1:37.48 35.36	200m (4) 2:11.41 33.93	250m (7) 2:52.29 40.88	300m (8) 3:33.53 41.24	350m (8) 4:03.10 29.57	28.28
7	5	MASON Jake	UN-AZ	0.70	4:31.43	3.46	
50m (1) 27.09	100m (1) 57.85 30.76	150m (1) 1:33.42 35.57	200m (1) 2:09.17 35.75	250m (1) 2:48.54 39.37	300m (2) 3:28.97 40.43	350m (2) 4:00.38 31.41	31.05
8	7	ALEMAN Liam	GSC-FL	0.64	4:33.87	5.90	
50m (4) 28.62	100m (4) 1:00.80 32.18	150m (6) 1:37.56 36.76	200m (7) 2:13.86 36.30	250m (6) 2:51.48 37.62	300m (3) 3:29.17 37.69	350m (7) 4:01.73 32.56	32.14

Legend:

AR American Record **DSQ** Disqualified **R.T.** Reaction Time **US** US Open Record
WJ World Junior Record **WR** World Record

Official Timekeeping by Omega





2025 TYR Pro Swim Series

Fort Lauderdale, FL

April 30 - May 3



Event 123

3 MAY 2025 - 6:00 PM

Women's 800m Freestyle

Results Summary

Event Number 23

	Record	Splits	Name	NAT Code	Location	Date
WR	8:04.79	57.98 1:59.42 4:01.98	LEDECKY Katie	USA	Rio (BRA)	12 AUG 2016
AR	8:04.79	57.98 1:59.42 4:01.98	LEDECKY Katie	USA	Rio de Janeiro (BRA)	12 AUG 2016
US	8:06.68	58.82 2:00.20 4:03.22	LEDECKY Katie	USA	Austin, TX (USA)	17 JAN 2016
WJ	8:11.00	59.44 2:01.48 4:05.70	LEDECKY Katie	USA	Shenandoah (USA)	22 JUN 2014

Rank	Heat	Lane	Name	Club Code	Year of Birth	R.T.	Time	Time Behind		
1	6	4	LEDECKY Katie	GSC-FL	1997	0.70	8:04.12			
			50m 27.59	100m 57.57	150m 1:27.58	200m 1:58.38	250m 2:29.05	300m 3:00.08	350m 3:30.78	400m 4:01.78
				29.98	30.01	30.80	30.67	31.03	30.70	31.00
			450m 4:32.25	500m 5:02.99	550m 5:33.49	600m 6:04.27	650m 6:34.70	700m 7:05.37	750m 7:35.66	
			30.47	30.74	30.50	30.78	30.43	30.67	30.29	28.46
2	6	5	COX Jillian	TXLA	2005	0.73	8:23.58	19.46		
			50m 29.30	100m 1:00.51	150m 1:32.27	200m 2:04.18	250m 2:36.08	300m 3:07.78	350m 3:39.58	400m 4:11.17
				31.21	31.76	31.91	31.90	31.70	31.80	31.59
			450m 4:42.85	500m 5:14.52	550m 5:46.35	600m 6:18.11	650m 6:49.82	700m 7:21.45	750m 7:52.96	
			31.68	31.67	31.83	31.76	31.71	31.63	31.51	30.62
3	6	3	WEINSTEIN Claire	SAND	♦ 2007	0.78	8:26.06	21.94		
			50m 28.36	100m 59.09	150m 1:30.08	200m 2:01.76	250m 2:33.88	300m 3:06.43	350m 3:38.81	400m 4:11.12
				30.73	30.99	31.68	32.12	32.55	32.38	32.31
			450m 4:43.22	500m 5:15.61	550m 5:48.19	600m 6:20.11	650m 6:51.71	700m 7:23.61	750m 7:55.00	
			32.10	32.39	32.58	31.92	31.60	31.90	31.39	31.06
4	6	2	HURST Kate	TXLA	2005	0.70	8:30.35	26.23		
			50m 29.53	100m 1:01.86	150m 1:33.75	200m 2:06.15	250m 2:37.96	300m 3:10.13	350m 3:42.10	400m 4:14.31
				32.33	31.89	32.40	31.81	32.17	31.97	32.21
			450m 4:46.21	500m 5:18.61	550m 5:50.81	600m 6:23.27	650m 6:55.51	700m 7:27.83	750m 7:59.66	
			31.90	32.40	32.20	32.46	32.24	32.32	31.83	30.69
5	5	6	MATTES Michaela	FLOR	2005	0.66	8:34.76	30.64		
			50m 29.20	100m 1:00.82	150m 1:32.70	200m 2:05.15	250m 2:37.26	300m 3:09.77	350m 3:42.06	400m 4:14.82
				31.62	31.88	32.45	32.11	32.51	32.29	32.76
			450m 4:47.30	500m 5:20.12	550m 5:52.57	600m 6:25.57	650m 6:58.02	700m 7:30.82	750m 8:03.14	
			32.48	32.82	32.45	33.00	32.45	32.80	32.32	31.62
6	6	7	HAN Kayla	RMDA	♦ 2008	0.63	8:40.39	36.27		
			50m 29.82	100m 1:02.26	150m 1:34.67	200m 2:07.60	250m 2:40.44	300m 3:13.39	350m 3:46.21	400m 4:19.39
				32.44	32.41	32.93	32.84	32.95	32.82	33.18
			450m 4:52.15	500m 5:25.22	550m 5:58.27	600m 6:31.43	650m 7:04.11	700m 7:37.06	750m 8:09.36	
			32.76	33.07	33.05	33.16	32.68	32.95	32.30	31.03
7	6	6	GRIMES Katie	UN-VA	2006	0.56	8:40.47	36.35		
			50m 29.63	100m 1:01.97	150m 1:34.80	200m 2:07.82	250m 2:40.64	300m 3:13.55	350m 3:46.55	400m 4:19.72
				32.34	32.83	33.02	32.82	32.91	33.00	33.17
			450m 4:52.60	500m 5:25.67	550m 5:58.64	600m 6:31.70	650m 7:04.45	700m 7:37.18	750m 8:09.36	
			32.88	33.07	32.97	33.06	32.75	32.73	32.18	31.11
8	6	1	GORMSEN Cavan	UN-VA	2005	0.71	8:40.49	36.37		
			50m 30.12	100m 1:02.99	150m 1:35.44	200m 2:08.51	250m 2:41.20	300m 3:14.07	350m 3:46.73	400m 4:19.53
				32.87	32.45	33.07	32.69	32.87	32.66	32.80
			450m 4:52.15	500m 5:24.97	550m 5:57.58	600m 6:30.47	650m 7:03.22	700m 7:36.12	750m 8:08.69	
			32.62	32.82	32.61	32.89	32.75	32.90	32.57	31.80
9	6	8	KOBIRICH Kristel	CHI	1985	0.78	8:41.55	37.43		
			50m 30.87	100m 1:03.48	150m 1:35.81	200m 2:08.55	250m 2:41.30	300m 3:14.34	350m 3:47.12	400m 4:19.99
				32.61	32.33	32.74	32.75	33.04	32.78	32.87
			450m 4:52.72	500m 5:25.55	550m 5:58.34	600m 6:31.26	650m 7:03.95	700m 7:36.89	750m 8:09.63	
			32.73	32.83	32.79	32.92	32.69	32.94	32.74	31.92
10	5	7	TRAVIS Brooke	TAC	2000	0.68	8:44.83	40.71		
			50m 29.99	100m 1:02.65	150m 1:35.34	200m 2:08.22	250m 2:41.17	300m 3:14.19	350m 3:47.09	400m 4:20.38
				32.66	32.69	32.88	32.95	33.02	32.90	33.29
			450m 4:53.48	500m 5:26.91	550m 6:00.27	600m 6:33.69	650m 7:06.85	700m 7:40.12	750m 8:13.45	
			33.10	33.43	33.36	33.42	33.16	33.27	33.33	31.38
11	5	2	DIACONESCU Rebecca	SAND	2006	0.74	8:45.07	40.95		
			50m 29.53	100m 1:01.62	150m 1:33.92	200m 2:06.82	250m 2:39.83	300m 3:13.19	350m 3:46.99	400m 4:20.67
				32.09	32.30	32.90	33.01	33.36	33.80	33.68
			450m 4:54.19	500m 5:27.73	550m 6:01.27	600m 6:34.86	650m 7:08.28	700m 7:41.42	750m 8:14.12	
			33.52	33.54	33.54	33.59	33.42	33.14	32.70	30.95

Official Timekeeping by Omega





2025 TYR Pro Swim Series

Fort Lauderdale, FL

April 30 - May 3



Event 123

3 MAY 2025 - 6:00 PM

Women's 800m Freestyle

Results Summary

Event Number 23

Rank	Heat	Lane	Name	Club Code	Year of Birth	R.T.	Time	Time Behind
12	5	3	HANSEN Brinkleigh	SPA-FL	◆ 2009	0.79	8:46.19	42.07
	50m 29.11	100m 1:00.78	150m 1:33.59	200m 2:06.51	250m 2:39.69	300m 3:13.27	350m 3:46.96	400m 4:20.58
		31.67	32.81	32.92	33.18	33.58	33.69	33.62
	450m 4:54.32	500m 5:27.98	550m 6:01.37	600m 6:35.22	650m 7:08.96	700m 7:42.70	750m 8:15.49	
	33.74	33.66	33.39	33.85	33.74	33.74	32.79	30.70
13	5	4	COSGROVE Ella	FASTAZ	◆ 2007	0.80	8:46.59	42.47
	50m 30.15	100m 1:03.00	150m 1:36.09	200m 2:09.27	250m 2:42.30	300m 3:15.88	350m 3:49.05	400m 4:22.60
		32.85	33.09	33.18	33.03	33.58	33.17	33.55
	450m 4:55.36	500m 5:28.80	550m 6:01.76	600m 6:35.13	650m 7:08.05	700m 7:41.47	750m 8:14.32	
	32.76	33.44	32.96	33.37	32.92	33.42	32.85	32.27
14	5	5	PENNINGTON Caroline	TAC	2003	0.78	8:48.07	43.95
	50m 29.71	100m 1:02.06	150m 1:34.78	200m 2:07.74	250m 2:40.58	300m 3:13.94	350m 3:47.10	400m 4:20.75
		32.35	32.72	32.96	32.84	33.36	33.16	33.65
	450m 4:53.84	500m 5:27.50	550m 6:01.09	600m 6:34.94	650m 7:08.14	700m 7:41.95	750m 8:15.37	
	33.09	33.66	33.59	33.85	33.20	33.81	33.42	32.70
15	4	5	COLLINS Daisy	NCAC	◆ 2008	0.81	8:49.08	44.96
	50m 30.20	100m 1:03.17	150m 1:36.27	200m 2:09.80	250m 2:43.23	300m 3:16.68	350m 3:50.16	400m 4:23.55
		32.97	33.10	33.53	33.43	33.45	33.48	33.39
	450m 4:57.25	500m 5:30.82	550m 6:04.33	600m 6:37.96	650m 7:11.31	700m 7:44.81	750m 8:17.65	
	33.70	33.57	33.51	33.63	33.35	33.50	32.84	31.43
16	2	4	SHAW Adair	HOOS	2006	0.74	8:49.46	45.34
	50m 29.82	100m 1:02.28	150m 1:35.19	200m 2:08.52	250m 2:41.88	300m 3:15.60	350m 3:49.06	400m 4:22.78
		32.46	32.91	33.33	33.36	33.72	33.46	33.72
	450m 4:56.27	500m 5:30.04	550m 6:03.59	600m 6:36.99	650m 7:10.06	700m 7:43.49	750m 8:16.66	
	33.49	33.77	33.55	33.40	33.07	33.43	33.17	32.80
17	4	4	CUSTER Clare	SYS	◆ 2008	0.73	8:50.55	46.43
	50m 30.98	100m 1:03.42	150m 1:36.25	200m 2:09.66	250m 2:42.78	300m 3:16.29	350m 3:49.65	400m 4:23.21
		32.44	32.83	33.41	33.12	33.51	33.36	33.56
	450m 4:56.61	500m 5:30.13	550m 6:03.61	600m 6:37.38	650m 7:10.66	700m 7:44.72	750m 8:18.05	
	33.40	33.52	33.48	33.77	33.28	34.06	33.33	32.50
18	4	3	ALEGI Grace	SYS	◆ 2009	0.74	8:51.26	47.14
	50m 30.22	100m 1:02.18	150m 1:34.77	200m 2:07.91	250m 2:40.92	300m 3:14.15	350m 3:47.36	400m 4:20.73
		31.96	32.59	33.14	33.01	33.23	33.21	33.37
	450m 4:54.11	500m 5:27.95	550m 6:01.55	600m 6:35.66	650m 7:09.69	700m 7:43.90	750m 8:18.55	
	33.38	33.84	33.60	34.11	34.03	34.21	34.65	32.71
19	3	4	MIEHL Zayda	CAT	◆ 2010	0.84	8:54.69	50.57
	50m 31.02	100m 1:04.38	150m 1:37.71	200m 2:11.63	250m 2:45.04	300m 3:18.87	350m 3:52.33	400m 4:26.17
		33.36	33.33	33.92	33.41	33.83	33.46	33.84
	450m 4:59.71	500m 5:33.58	550m 6:06.89	600m 6:40.96	650m 7:14.23	700m 7:48.13	750m 8:21.29	
	33.54	33.87	33.31	34.07	33.27	33.90	33.16	33.40
20	5	1	REYNA Alexa	UN-AZ	2005	0.75	8:54.82	50.70
	50m 30.21	100m 1:03.35	150m 1:36.65	200m 2:09.98	250m 2:43.12	300m 3:16.56	350m 3:49.94	400m 4:23.29
		33.14	33.30	33.33	33.14	33.44	33.38	33.35
	450m 4:56.77	500m 5:30.31	550m 6:04.14	600m 6:38.26	650m 7:12.41	700m 7:46.80	750m 8:21.21	
	33.48	33.54	33.83	34.12	34.15	34.39	34.41	33.61
21	5	9	RIVA Izzy	SPA-FL	◆ 2009	0.81	8:55.47	51.35
	50m 30.23	100m 1:02.99	150m 1:36.13	200m 2:10.01	250m 2:43.55	300m 3:17.67	350m 3:51.20	400m 4:25.70
		32.76	33.14	33.88	33.54	34.12	33.53	34.50
	450m 4:59.35	500m 5:33.92	550m 6:07.90	600m 6:42.42	650m 7:16.64	700m 7:50.70	750m 8:22.82	
	33.65	34.57	33.98	34.52	34.22	34.06	32.12	32.65
22	2	6	ZHANG Sarah	REV	◆ 2010	0.65	8:56.50	52.38
	50m 29.79	100m 1:02.49	150m 1:35.80	200m 2:09.64	250m 2:43.33	300m 3:17.41	350m 3:51.17	400m 4:25.60
		32.70	33.31	33.84	33.69	34.08	33.76	34.43
	450m 4:59.57	500m 5:33.95	550m 6:08.07	600m 6:42.29	650m 7:16.30	700m 7:50.33	750m 8:23.74	
	33.97	34.38	34.12	34.22	34.01	34.03	33.41	32.76
23	3	3	HANSEN Karrington	SPA-FL	◆ 2008	0.72	8:57.02	52.90
	50m 29.61	100m 1:02.18	150m 1:35.74	200m 2:09.38	250m 2:43.05	300m 3:17.08	350m 3:50.88	400m 4:24.98
		32.57	33.56	33.64	33.67	34.03	33.80	34.10
	450m 4:59.18	500m 5:33.51	550m 6:07.45	600m 6:41.90	650m 7:16.20	700m 7:50.67	750m 8:24.69	
	34.20	34.33	33.94	34.45	34.30	34.47	34.02	32.33

Official Timekeeping by Omega





2025 TYR Pro Swim Series

Fort Lauderdale, FL

April 30 - May 3



Event 123

3 MAY 2025 - 6:00 PM

Women's 800m Freestyle

Results Summary

Event Number 23

Rank	Heat	Lane	Name	Club Code	Year of Birth	R.T.	Time	Time Behind
24	4	9	HARDY Sydney	SYS	◆ 2011	0.77	8:57.58	53.46
	50m 30.53	100m 1:03.73	150m 1:37.05	200m 2:11.27	250m 2:44.82	300m 3:19.28	350m 3:53.24	400m 4:27.77
		33.20	33.32	34.22	33.55	34.46	33.96	34.53
	450m 5:01.85	500m 5:36.25	550m 6:10.42	600m 6:44.96	650m 7:19.01	700m 7:52.80	750m 8:26.08	
	34.08	34.40	34.17	34.54	34.05	33.79	33.28	31.50
25	4	0	ANDERSON Kate	VT	2005	0.70	8:58.88	54.76
	50m 31.13	100m 1:03.98	150m 1:37.37	200m 2:11.20	250m 2:44.91	300m 3:18.78	350m 3:52.66	400m 4:26.53
		32.85	33.39	33.83	33.71	33.87	33.88	33.87
	450m 5:00.58	500m 5:34.80	550m 6:08.88	600m 6:43.27	650m 7:17.38	700m 7:51.54	750m 8:25.53	
	34.05	34.22	34.08	34.39	34.11	34.16	33.99	33.35
26	3	5	GWINN Applejean	SAND	2006	0.74	9:01.38	57.26
	50m 31.27	100m 1:05.05	150m 1:39.20	200m 2:13.40	250m 2:47.90	300m 3:21.79	350m 3:55.65	400m 4:29.57
		33.78	34.15	34.20	34.50	33.89	33.86	33.92
	450m 5:03.60	500m 5:37.79	550m 6:11.94	600m 6:46.21	650m 7:20.16	700m 7:54.66	750m 8:28.38	
	34.03	34.19	34.15	34.27	33.95	34.50	33.72	33.00
27	3	6	KLEIN Neala	BSS	◆ 2007	0.76	9:03.70	59.58
	50m 30.59	100m 1:03.76	150m 1:37.55	200m 2:11.84	250m 2:45.95	300m 3:20.40	350m 3:54.63	400m 4:29.18
		33.17	33.79	34.29	34.11	34.45	34.23	34.55
	450m 5:03.52	500m 5:37.83	550m 6:12.19	600m 6:46.70	650m 7:21.24	700m 7:56.08	750m 8:30.27	
	34.34	34.31	34.36	34.51	34.54	34.84	34.19	33.43
28	2	9	HAGER Averie	SASA	◆ 2007	0.70	9:04.00	59.88
	50m 30.72	100m 1:05.00	150m 1:39.96	200m 2:14.69	250m 2:49.13	300m 3:23.87	350m 3:58.31	400m 4:32.41
		34.28	34.96	34.73	34.44	34.74	34.44	34.10
	450m 5:06.80	500m 5:40.96	550m 6:15.26	600m 6:49.69	650m 7:23.92	700m 7:57.91	750m 8:31.73	
	34.39	34.16	34.30	34.43	34.23	33.99	33.82	32.27
29	4	7	LEPAGE Charlotte	MAC-NC	◆ 2007	0.69	9:04.34	1:00.22
	50m 30.65	100m 1:04.70	150m 1:38.69	200m 2:13.06	250m 2:46.93	300m 3:21.04	350m 3:55.41	400m 4:30.23
		34.05	33.99	34.37	33.87	34.11	34.37	34.82
	450m 5:04.38	500m 5:38.99	550m 6:13.40	600m 6:48.13	650m 7:21.62	700m 7:56.06	750m 8:30.49	
	34.15	34.61	34.41	34.73	33.49	34.44	34.43	33.85
30	1	2	FOX Megan	UN-NJ	2003	0.77	9:04.41	1:00.29
	50m 32.07	100m 1:07.10	150m 1:41.24	200m 2:15.87	250m 2:49.46	300m 3:23.75	350m 3:57.71	400m 4:31.81
		35.03	34.14	34.63	33.59	34.29	33.96	34.10
	450m 5:05.62	500m 5:40.04	550m 6:13.92	600m 6:48.02	650m 7:21.69	700m 7:56.63	750m 8:30.98	
	33.81	34.42	33.88	34.10	33.67	34.94	34.35	33.43
31	3	9	MOORE Morgan	PSU	2004	0.78	9:04.54	1:00.42
	50m 31.44	100m 1:05.39	150m 1:39.60	200m 2:13.82	250m 2:47.92	300m 3:22.33	350m 3:56.93	400m 4:31.19
		33.95	34.21	34.22	34.10	34.41	34.60	34.26
	450m 5:05.51	500m 5:39.91	550m 6:14.78	600m 6:49.07	650m 7:23.60	700m 7:57.64	750m 8:32.54	
	34.32	34.40	34.87	34.29	34.53	34.04	34.90	32.00
32	2	0	COTE Mariana	YSF	2005	0.66	9:06.79	1:02.67
	50m 31.72	100m 1:05.73	150m 1:39.73	200m 2:13.91	250m 2:48.10	300m 3:22.59	350m 3:57.03	400m 4:31.54
		34.01	34.00	34.18	34.19	34.49	34.44	34.51
	450m 5:05.71	500m 5:40.05	550m 6:14.49	600m 6:49.37	650m 7:23.97	700m 7:58.75	750m 8:33.11	
	34.17	34.34	34.44	34.88	34.60	34.78	34.36	33.68
33	3	0	ROBIE Jessica	SYS	◆ 2007	0.67	9:06.92	1:02.80
	50m 31.76	100m 1:05.37	150m 1:39.75	200m 2:13.85	250m 2:48.24	300m 3:21.99	350m 3:56.25	400m 4:30.08
		33.61	34.38	34.10	34.39	33.75	34.26	33.83
	450m 5:04.42	500m 5:38.42	550m 6:12.80	600m 6:47.20	650m 7:22.60	700m 7:57.44	750m 8:32.59	
	34.34	34.00	34.38	34.40	35.40	34.84	35.15	34.33
34	3	7	BARROWMAN Harper	DREX	2006	0.80	9:07.45	1:03.33
	50m 30.90	100m 1:05.09	150m 1:39.71	200m 2:13.75	250m 2:47.82	300m 3:21.99	350m 3:56.04	400m 4:30.71
		34.19	34.62	34.04	34.07	34.17	34.05	34.67
	450m 5:05.19	500m 5:39.92	550m 6:14.56	600m 6:49.62	650m 7:24.58	700m 7:59.61	750m 8:34.17	
	34.48	34.73	34.64	35.06	34.96	35.03	34.56	33.28
35	3	2	WILSON Izzy	SOFL	2006	0.72	9:07.72	1:03.60
	50m 30.93	100m 1:04.60	150m 1:38.64	200m 2:13.06	250m 2:47.21	300m 3:21.63	350m 3:56.02	400m 4:30.88
		33.67	34.04	34.42	34.15	34.42	34.39	34.86
	450m 5:05.68	500m 5:40.42	550m 6:15.27	600m 6:50.22	650m 7:24.98	700m 7:59.90	750m 8:34.50	
	34.80	34.74	34.85	34.95	34.76	34.92	34.60	33.22

Official Timekeeping by Omega





2025 TYR Pro Swim Series

Fort Lauderdale, FL

April 30 - May 3



Event 123

3 MAY 2025 - 6:00 PM

Women's 800m Freestyle

Results Summary

Event Number 23

Rank	Heat	Lane	Name	Club Code	Year of Birth	R.T.	Time	Time Behind
36	4	6	MILBAUM Lolly	SYS	◆ 2007	0.61	9:07.78	1:03.66
	50m 30.58	100m 1:04.12	150m 1:37.84	200m 2:12.22	250m 2:46.15	300m 3:21.00	350m 3:55.26	400m 4:30.18
		33.54	33.72	34.38	33.93	34.85	34.26	34.92
	450m 5:04.67	500m 5:39.60	550m 6:14.07	600m 6:49.08	650m 7:23.81	700m 7:59.01	750m 8:33.47	
	34.49	34.93	34.47	35.01	34.73	35.20	34.46	34.31
37	2	2	SAYBOLT Elanor	NCAP	◆ 2009	0.78	9:08.03	1:03.91
	50m 31.41	100m 1:05.21	150m 1:39.26	200m 2:13.63	250m 2:47.66	300m 3:22.24	350m 3:56.66	400m 4:31.60
		33.80	34.05	34.37	34.03	34.58	34.42	34.94
	450m 5:06.27	500m 5:41.38	550m 6:15.96	600m 6:51.27	650m 7:25.75	700m 8:00.59	750m 8:34.70	
	34.67	35.11	34.58	35.31	34.48	34.84	34.11	33.33
38	3	1	KRSTOLIC Lilliana	LAKR	◆ 2008	0.61	9:08.47	1:04.35
	50m 31.03	100m 1:05.12	150m 1:39.55	200m 2:14.02	250m 2:48.60	300m 3:23.20	350m 3:57.33	400m 4:31.90
		34.09	34.43	34.47	34.58	34.60	34.13	34.57
	450m 5:06.22	500m 5:40.65	550m 6:15.37	600m 6:50.21	650m 7:25.27	700m 7:59.90	750m 8:34.68	
	34.32	34.43	34.72	34.84	35.06	34.63	34.78	33.79
=39	1	7	TOWN Annabeth	HRA	◆ 2009	0.87	9:09.17	1:05.05
	50m 30.94	100m 1:06.08	150m 1:40.50	200m 2:15.40	250m 2:50.50	300m 3:25.71	350m 4:00.45	400m 4:35.50
		35.14	34.42	34.90	35.10	35.21	34.74	35.05
	450m 5:09.99	500m 5:44.86	550m 6:19.03	600m 6:53.66	650m 7:27.73	700m 8:02.30	750m 8:35.59	
	34.49	34.87	34.17	34.63	34.07	34.57	33.29	33.58
=39	4	2	FJARE Zoie	SPA-FL	◆ 2008	0.78	9:09.17	1:05.05
	50m 31.11	100m 1:05.07	150m 1:39.30	200m 2:13.95	250m 2:48.20	300m 3:23.07	350m 3:57.51	400m 4:32.52
		33.96	34.23	34.65	34.25	34.87	34.44	35.01
	450m 5:06.96	500m 5:41.97	550m 6:16.76	600m 6:51.75	650m 7:26.48	700m 8:01.17	750m 8:35.46	
	34.44	35.01	34.79	34.99	34.73	34.69	34.29	33.71
41	2	1	DIETRICH Kaylee	TAC	◆ 2009	0.66	9:09.89	1:05.77
	50m 31.90	100m 1:05.86	150m 1:40.20	200m 2:14.54	250m 2:48.96	300m 3:23.22	350m 3:57.92	400m 4:32.58
		33.96	34.34	34.34	34.42	34.26	34.70	34.66
	450m 5:07.21	500m 5:42.21	550m 6:16.88	600m 6:51.94	650m 7:26.63	700m 8:01.67	750m 8:36.30	
	34.63	35.00	34.67	35.06	34.69	35.04	34.63	33.59
42	4	1	MUNDEE Isabelle	UN-NE	2006	0.69	9:11.38	1:07.26
	50m 31.28	100m 1:04.26	150m 1:38.08	200m 2:12.12	250m 2:46.00	300m 3:20.27	350m 3:54.92	400m 4:29.74
		32.98	33.82	34.04	33.88	34.27	34.65	34.82
	450m 5:04.80	500m 5:40.12	550m 6:15.32	600m 6:50.55	650m 7:25.84	700m 8:00.99	750m 8:36.61	
	35.06	35.32	35.20	35.23	35.29	35.15	35.62	34.77
43	4	8	TRAMONTANA Bella	SAND	2006	0.81	9:13.11	1:08.99
	50m 32.15	100m 1:06.39	150m 1:40.90	200m 2:15.83	250m 2:50.43	300m 3:25.10	350m 3:59.91	400m 4:34.82
		34.24	34.51	34.93	34.60	34.67	34.81	34.91
	450m 5:09.31	500m 5:44.33	550m 6:19.30	600m 6:54.55	650m 7:29.34	700m 8:04.35	750m 8:38.92	
	34.49	35.02	34.97	35.25	34.79	35.01	34.57	34.19
44	5	0	NEACE Clarke	MAC-NC	◆ 2007	0.79	9:13.17	1:09.05
	50m 30.60	100m 1:04.21	150m 1:37.78	200m 2:12.70	250m 2:46.93	300m 3:22.04	350m 3:56.94	400m 4:32.46
		33.61	33.57	34.92	34.23	35.11	34.90	35.52
	450m 5:07.78	500m 5:43.10	550m 6:18.20	600m 6:54.32	650m 7:29.18	700m 8:04.81	750m 8:39.40	
	35.32	35.32	35.10	36.12	34.86	35.63	34.59	33.77
45	5	8	CSULAK Lia	UN-AZ	2005	0.76	9:15.02	1:10.90
	50m 31.79	100m 1:06.42	150m 1:40.83	200m 2:16.09	250m 2:50.41	300m 3:25.79	350m 4:00.22	400m 4:35.80
		34.63	34.41	35.26	34.32	35.38	34.43	35.58
	450m 5:10.25	500m 5:45.84	550m 6:20.19	600m 6:55.77	650m 7:30.26	700m 8:05.96	750m 8:40.27	
	34.45	35.59	34.35	35.58	34.49	35.70	34.31	34.75
46	1	8	METZ Veronica	WOW	◆ 2010	0.73	9:16.98	1:12.86
	50m 30.37	100m 1:04.13	150m 1:38.50	200m 2:13.71	250m 2:48.43	300m 3:24.04	350m 3:59.10	400m 4:34.94
		33.76	34.37	35.21	34.72	35.61	35.06	35.84
	450m 5:10.16	500m 5:46.07	550m 6:21.43	600m 6:57.43	650m 7:33.11	700m 8:09.46	750m 8:44.46	
	35.22	35.91	35.36	36.00	35.68	36.35	35.00	32.52
47	2	8	BRENNAN Maddy	PAA	◆ 2008	0.83	9:17.03	1:12.91
	50m 30.94	100m 1:05.51	150m 1:40.85	200m 2:16.37	250m 2:51.91	300m 3:27.62	350m 4:03.09	400m 4:38.57
		34.57	35.34	35.52	35.54	35.71	35.47	35.48
	450m 5:13.68	500m 5:49.12	550m 6:23.89	600m 6:58.97	650m 7:33.28	700m 8:08.73	750m 8:43.11	
	35.11	35.44	34.77	35.08	34.31	35.45	34.38	33.92

Official Timekeeping by Omega





2025 TYR Pro Swim Series

Fort Lauderdale, FL

April 30 - May 3



Event 123

3 MAY 2025 - 6:00 PM

Women's 800m Freestyle

Results Summary

Event Number 23

Rank	Heat	Lane	Name	Club Code	Year of Birth	R.T.	Time	Time Behind
48	2	3	HARTEL Lauren	BHA	2004	0.73	9:17.11	1:12.99
	50m 30.94	100m 1:04.28	150m 1:38.11	200m 2:12.68	250m 2:47.18	300m 3:22.67	350m 3:57.91	400m 4:33.53
		33.34	33.83	34.57	34.50	35.49	35.24	35.62
	450m 5:08.87	500m 5:44.60	550m 6:20.01	600m 6:56.05	650m 7:31.78	700m 8:07.91	750m 8:43.05	
	35.34	35.73	35.41	36.04	35.73	36.13	35.14	34.06
49	1	4	STRICKLAND Ginger	NCAP	◆ 2009	0.82	9:17.45	1:13.33
	50m 31.41	100m 1:06.07	150m 1:40.74	200m 2:15.84	250m 2:50.21	300m 3:25.10	350m 3:59.57	400m 4:34.57
		34.66	34.67	35.10	34.37	34.89	34.47	35.00
	450m 5:09.17	500m 5:44.66	550m 6:19.88	600m 6:55.68	650m 7:31.25	700m 8:07.35	750m 8:42.57	
	34.60	35.49	35.22	35.80	35.57	36.10	35.22	34.88
50	1	0	ROGERS Caroline	CS	◆ 2009	0.79	9:18.63	1:14.51
	50m 32.10	100m 1:06.76	150m 1:41.22	200m 2:15.93	250m 2:50.34	300m 3:24.77	350m 3:59.67	400m 4:34.65
		34.66	34.46	34.71	34.41	34.43	34.90	34.98
	450m 5:09.80	500m 5:45.20	550m 6:20.95	600m 6:56.96	650m 7:32.95	700m 8:08.64	750m 8:44.32	
	35.15	35.40	35.75	36.01	35.99	35.69	35.68	34.31
51	2	5	MOULSON Vivian	CRIM	◆ 2008	0.79	9:18.99	1:14.87
	50m 30.81	100m 1:04.98	150m 1:39.19	200m 2:13.90	250m 2:48.70	300m 3:24.05	350m 3:59.11	400m 4:34.65
		34.17	34.21	34.71	34.80	35.35	35.06	35.54
	450m 5:09.88	500m 5:45.44	550m 6:20.82	600m 6:56.74	650m 7:32.36	700m 8:08.37	750m 8:43.71	
	35.23	35.56	35.38	35.92	35.62	36.01	35.34	35.28
52	2	7	GLEDHILL Gemma	SYS	◆ 2008	0.72	9:20.29	1:16.17
	50m 30.92	100m 1:05.19	150m 1:38.99	200m 2:14.94	250m 2:49.57	300m 3:25.21	350m 4:00.51	400m 4:36.46
		34.27	33.80	35.95	34.63	35.64	35.30	35.95
	450m 5:12.31	500m 5:48.46	550m 6:23.80	600m 6:59.85	650m 7:34.91	700m 8:10.87	750m 8:45.74	
	35.85	36.15	35.34	36.05	35.06	35.96	34.87	34.55
53	1	5	PHIFER Izzy	YY	◆ 2007	0.89	9:21.88	1:17.76
	50m 32.42	100m 1:07.91	150m 1:43.31	200m 2:19.02	250m 2:54.69	300m 3:30.63	350m 4:05.99	400m 4:41.72
		35.49	35.40	35.71	35.67	35.94	35.36	35.73
	450m 5:17.04	500m 5:52.54	550m 6:27.59	600m 7:02.93	650m 7:37.57	700m 8:12.73	750m 8:47.26	
	35.32	35.50	35.05	35.34	34.64	35.16	34.53	34.62
54	1	3	VERCOLLONE Ava	NBAC	◆ 2008	0.79	9:22.54	1:18.42
	50m 31.70	100m 1:06.76	150m 1:41.63	200m 2:17.24	250m 2:52.89	300m 3:28.72	350m 4:04.30	400m 4:40.26
		35.06	34.87	35.61	35.65	35.83	35.58	35.96
	450m 5:16.11	500m 5:51.76	550m 6:27.47	600m 7:03.20	650m 7:38.65	700m 8:14.10	750m 8:49.53	
	35.85	35.65	35.71	35.73	35.45	35.45	35.43	33.01
55	1	6	FULLER Ava	GSC-FL	2006	0.77	9:22.89	1:18.77
	50m 31.15	100m 1:05.55	150m 1:40.22	200m 2:15.55	250m 2:50.95	300m 3:26.74	350m 4:02.55	400m 4:38.56
		34.40	34.67	35.33	35.40	35.79	35.81	36.01
	450m 5:14.64	500m 5:50.47	550m 6:26.39	600m 7:01.91	650m 7:37.35	700m 8:13.31	750m 8:48.30	
	36.08	35.83	35.92	35.52	35.44	35.96	34.99	34.59
56	3	8	SIMMONS Alexa	NTRO	◆ 2008	0.76	9:23.13	1:19.01
	50m 31.36	100m 1:06.01	150m 1:40.88	200m 2:16.69	250m 2:51.87	300m 3:27.54	350m 4:02.95	400m 4:38.77
		34.65	34.87	35.81	35.18	35.67	35.41	35.82
	450m 5:14.37	500m 5:50.25	550m 6:26.18	600m 7:02.16	650m 7:38.00	700m 8:13.77	750m 8:48.91	
	35.60	35.88	35.93	35.98	35.84	35.77	35.14	34.22
57	1	1	PICKERT Rebecca	EKC	◆ 2007	0.72	9:31.87	1:27.75
	50m 32.62	100m 1:07.65	150m 1:43.13	200m 2:19.12	250m 2:55.27	300m 3:31.19	350m 4:07.31	400m 4:43.56
		35.03	35.48	35.99	36.15	35.92	36.12	36.25
	450m 5:19.75	500m 5:56.05	550m 6:32.37	600m 7:08.64	650m 7:44.40	700m 8:20.31	750m 8:56.82	
	36.19	36.30	36.32	36.27	35.76	35.91	36.51	35.05

Legend:							
=	Equal rank	◆	Junior swimmer	AR	American Record	R.T.	Reaction Time
US	US Open Record	WJ	World Junior Record	WR	World Record		

Official Timekeeping by Omega





2025 TYR Pro Swim Series

Fort Lauderdale, FL

April 30 - May 3



Event 124 3 MAY 2025 - 6:09 PM

Men's 800m Freestyle

Results Summary

Event Number 24

	Record	Splits			Name	NAT Code	Location	Date
WR	7:32.12	55.20	1:52.55	3:46.79	ZHANG Lin	CHN	Rome (ITA)	29 JUL 2009
AR	7:38.67	55.19	1:52.83	3:48.76	FINKE Bobby	SPA-FL	Fukuoka (JPN)	26 JUL 2023
US	7:40.34	55.76	1:53.76	3:50.20	FINKE Bobby	SPA-FL	Indianapolis, IN (USA)	1 JUL 2023
WJ	7:43.37	56.29	1:55.08	3:52.94	GALOSSO Lorenzo	ITA	Rome (ITA)	13 AUG 2022

Rank	Heat	Lane	Name	Club Code	Year of Birth	R.T.	Time	Time Behind
1	5	4	FINKE Bobby	SPA-FL	1999	0.74	7:50.79	
	50m 26.50	100m 55.60	150m 1:25.09	200m 1:54.90	250m 2:24.61	300m 2:54.90	350m 3:24.58	400m 3:54.56
		29.10	29.49	29.81	29.71	30.29	29.68	29.98
	450m 4:24.46	500m 4:54.32	550m 5:23.99	600m 5:53.79	650m 6:23.48	700m 6:53.21	750m 7:22.55	
	29.90	29.86	29.67	29.80	29.69	29.73	29.34	28.24
2	5	7	MANTEUFEL Gabriel	SAND	◆ 2007	0.75	8:03.23	12.44
	50m 27.17	100m 57.10	150m 1:27.06	200m 1:57.60	250m 2:27.82	300m 2:58.54	350m 3:29.12	400m 4:00.07
		29.93	29.96	30.54	30.22	30.72	30.58	30.95
	450m 4:30.73	500m 5:01.74	550m 5:32.81	600m 6:04.04	650m 6:34.84	700m 7:05.77	750m 7:35.29	
	30.66	31.01	31.07	31.23	30.80	30.93	29.52	27.94
3	5	5	ELLIS Luke	SAND	2006	0.72	8:04.60	13.81
	50m 28.12	100m 58.88	150m 1:29.51	200m 2:00.47	250m 2:31.10	300m 3:02.21	350m 3:32.85	400m 4:03.53
		30.76	30.63	30.96	30.63	31.11	30.64	30.68
	450m 4:34.06	500m 5:04.76	550m 5:35.34	600m 6:06.08	650m 6:36.17	700m 7:06.53	750m 7:36.11	
	30.53	30.70	30.58	30.74	30.09	30.36	29.58	28.49
4	5	2	VALLMITJANA Juan	ESP	◆ 2009	0.75	8:08.79	18.00
	50m 27.87	100m 57.84	150m 1:28.54	200m 1:59.37	250m 2:30.31	300m 3:01.63	350m 3:33.15	400m 4:04.49
		29.97	30.70	30.83	30.94	31.32	31.52	31.34
	450m 4:35.77	500m 5:07.15	550m 5:38.70	600m 6:10.16	650m 6:40.58	700m 7:11.31	750m 7:40.52	
	31.28	31.38	31.55	31.46	30.42	30.73	29.21	28.27
5	5	3	MULGREW Will	SAC	◆ 2007	0.78	8:09.67	18.88
	50m 28.05	100m 58.70	150m 1:29.59	200m 2:00.33	250m 2:31.08	300m 3:02.30	350m 3:33.60	400m 4:04.84
		30.65	30.89	30.74	30.75	31.22	31.30	31.24
	450m 4:35.78	500m 5:07.04	550m 5:38.20	600m 6:09.45	650m 6:40.24	700m 7:11.15	750m 7:41.03	
	30.94	31.26	31.16	31.25	30.79	30.91	29.88	28.64
6	5	6	BROWN Joshua	SAND	2003	0.69	8:10.43	19.64
	50m 28.02	100m 58.01	150m 1:28.67	200m 1:59.37	250m 2:30.36	300m 3:01.19	350m 3:32.62	400m 4:03.52
		29.99	30.66	30.70	30.99	30.83	31.43	30.90
	450m 4:34.37	500m 5:05.55	550m 5:36.67	600m 6:08.06	650m 6:39.72	700m 7:10.33	750m 7:41.04	
	30.85	31.18	31.12	31.39	31.66	30.61	30.71	29.39
7	5	8	CISTERNAS Eduardo	PSU	2004	0.73	8:12.12	21.33
	50m 27.88	100m 58.26	150m 1:28.88	200m 1:59.63	250m 2:30.15	300m 3:01.58	350m 3:32.55	400m 4:04.12
		30.38	30.62	30.75	30.52	31.43	30.97	31.57
	450m 4:35.32	500m 5:06.90	550m 5:38.35	600m 6:10.08	650m 6:40.73	700m 7:11.66	750m 7:42.30	
	31.20	31.58	31.45	31.73	30.65	30.93	30.64	29.82
8	3	3	CHEREPANOV Lev	AZFL	2001	0.68	8:15.23	24.44
	50m 28.65	100m 59.99	150m 1:31.31	200m 2:02.67	250m 2:33.80	300m 3:05.56	350m 3:37.02	400m 4:08.33
		31.34	31.32	31.36	31.13	31.76	31.46	31.31
	450m 4:39.56	500m 5:10.98	550m 5:42.43	600m 6:13.87	650m 6:44.99	700m 7:16.25	750m 7:46.36	
	31.23	31.42	31.45	31.44	31.12	31.26	30.11	28.87
9	3	5	BUCK Connor	PRIN	2003	0.72	8:15.38	24.59
	50m 28.67	100m 59.70	150m 1:30.81	200m 2:02.39	250m 2:33.52	300m 3:05.09	350m 3:36.22	400m 4:07.86
		31.03	31.11	31.58	31.13	31.57	31.13	31.64
	450m 4:39.08	500m 5:10.70	550m 5:41.77	600m 6:13.29	650m 6:44.51	700m 7:15.49	750m 7:46.03	
	31.22	31.62	31.07	31.52	31.22	30.98	30.54	29.35
10	3	1	YWANAGA PAPI Adrian	AZFL	2004	0.71	8:16.42	25.63
	50m 29.33	100m 1:00.47	150m 1:31.93	200m 2:03.50	250m 2:34.87	300m 3:06.47	350m 3:37.76	400m 4:09.09
		31.14	31.46	31.57	31.37	31.60	31.29	31.33
	450m 4:40.39	500m 5:11.70	550m 5:42.64	600m 6:13.88	650m 6:44.76	700m 7:15.91	750m 7:46.37	
	31.30	31.31	30.94	31.24	30.88	31.15	30.46	30.05
11	2	2	KULP Charlie	LIFENJ	◆ 2007	0.69	8:16.98	26.19
	50m 27.21	100m 57.16	150m 1:27.42	200m 1:58.21	250m 2:29.21	300m 3:00.65	350m 3:32.10	400m 4:03.83
		29.95	30.26	30.79	31.00	31.44	31.45	31.73
	450m 4:35.64	500m 5:07.35	550m 5:39.44	600m 6:11.26	650m 6:43.44	700m 7:15.22	750m 7:46.90	
	31.81	31.71	32.09	31.82	32.18	31.78	31.68	30.08

Official Timekeeping by Omega





2025 TYR Pro Swim Series

Fort Lauderdale, FL

April 30 - May 3



Event 124 3 MAY 2025 - 6:09 PM

Men's 800m Freestyle

Results Summary

Event Number 24

Rank	Heat	Lane	Name	Club Code	Year of Birth	R.T.	Time	Time Behind
12	5	1	PINS Jacob	UN-AZ	2006	0.67	8:17.89	27.10
	50m 27.16	100m 56.71	150m 1:27.20	200m 1:58.74	250m 2:30.20	300m 3:01.96	350m 3:33.43	400m 4:05.42
		29.55	30.49	31.54	31.46	31.76	31.47	31.99
	450m 4:37.04	500m 5:09.22	550m 5:40.80	600m 6:12.88	650m 6:44.61	700m 7:16.31	750m 7:47.20	
	31.62	32.18	31.58	32.08	31.73	31.70	30.89	30.69
13	3	0	IRWIN Jackson	SRQ	◆ 2008	0.67	8:18.21	27.42
	50m 28.90	100m 1:00.20	150m 1:31.64	200m 2:03.16	250m 2:34.92	300m 3:06.49	350m 3:37.89	400m 4:09.31
		31.30	31.44	31.52	31.76	31.57	31.40	31.42
	450m 4:40.84	500m 5:12.25	550m 5:43.66	600m 6:14.82	650m 6:45.99	700m 7:16.89	750m 7:47.99	
	31.53	31.41	31.41	31.16	31.17	30.90	31.10	30.22
14	3	8	SHOEMAKER Henry	SRQ	2006	0.74	8:19.45	28.66
	50m 28.75	100m 59.85	150m 1:31.26	200m 2:02.69	250m 2:33.81	300m 3:05.13	350m 3:36.43	400m 4:07.83
		31.10	31.41	31.43	31.12	31.32	31.30	31.40
	450m 4:39.20	500m 5:10.83	550m 5:42.33	600m 6:14.30	650m 6:45.87	700m 7:18.03	750m 7:49.04	
	31.37	31.63	31.50	31.97	31.57	32.16	31.01	30.41
15	2	7	BALVA Arthur	PRIN	2005	0.63	8:19.61	28.82
	50m 26.66	100m 58.35	150m 1:29.45	200m 2:00.74	250m 2:32.34	300m 3:03.84	350m 3:35.44	400m 4:07.42
		31.69	31.10	31.29	31.60	31.50	31.60	31.98
	450m 4:39.07	500m 5:10.93	550m 5:42.59	600m 6:14.79	650m 6:46.52	700m 7:17.95	750m 7:49.47	
	31.65	31.86	31.66	32.20	31.73	31.43	31.52	30.14
16	4	5	KING Ryan	UN-AZ	2003	0.66	8:20.82	30.03
	50m 28.01	100m 59.58	150m 1:31.06	200m 2:03.01	250m 2:34.67	300m 3:06.70	350m 3:38.04	400m 4:10.05
		31.57	31.48	31.95	31.66	32.03	31.34	32.01
	450m 4:41.42	500m 5:13.29	550m 5:44.77	600m 6:16.60	650m 6:48.04	700m 7:19.82	750m 7:50.67	
	31.37	31.87	31.48	31.83	31.44	31.78	30.85	30.15
17	4	3	BRUNO Andre	AZFL	2005	0.67	8:22.04	31.25
	50m 28.89	100m 59.83	150m 1:31.27	200m 2:02.92	250m 2:34.64	300m 3:06.98	350m 3:38.75	400m 4:10.76
		30.94	31.44	31.65	31.72	32.34	31.77	32.01
	450m 4:42.51	500m 5:14.41	550m 5:46.17	600m 6:18.05	650m 6:49.64	700m 7:21.54	750m 7:52.32	
	31.75	31.90	31.76	31.88	31.59	31.90	30.78	29.72
18	2	0	SENEKAL Denzo	BD	◆ 2010	0.69	8:22.33	31.54
	50m 28.27	100m 58.62	150m 1:30.10	200m 2:01.77	250m 2:33.44	300m 3:05.65	350m 3:37.65	400m 4:09.73
		30.35	31.48	31.67	31.67	32.21	32.00	32.08
	450m 4:41.94	500m 5:14.05	550m 5:46.17	600m 6:18.37	650m 6:50.06	700m 7:22.03	750m 7:53.37	
	32.21	32.11	32.12	32.20	31.69	31.97	31.34	28.96
19	4	7	ALZATE Santi	MAC-NC	◆ 2008	0.71	8:22.51	31.72
	50m 26.23	100m 58.67	150m 1:29.56	200m 2:01.08	250m 2:32.42	300m 3:04.15	350m 3:35.73	400m 4:07.80
		32.44	30.89	31.52	31.34	31.73	31.58	32.07
	450m 4:39.58	500m 5:11.81	550m 5:43.77	600m 6:16.21	650m 6:47.80	700m 7:20.13	750m 7:51.57	
	31.78	32.23	31.96	32.44	31.59	32.33	31.44	30.94
20	4	1	HEHENBERGER Cobe	SPA-FL	◆ 2009	0.73	8:22.72	31.93
	50m 28.26	100m 58.18	150m 1:28.85	200m 1:59.59	250m 2:30.97	300m 3:02.46	350m 3:34.66	400m 4:06.54
		29.92	30.67	30.74	31.38	31.49	32.20	31.88
	450m 4:38.86	500m 5:10.92	550m 5:43.64	600m 6:15.67	650m 6:48.17	700m 7:19.93	750m 7:52.15	
	32.32	32.06	32.72	32.03	32.50	31.76	32.22	30.57
21	2	1	SHAO Oliver	BAD	◆ 2007	0.66	8:23.06	32.27
	50m 28.44	100m 59.20	150m 1:30.57	200m 2:02.15	250m 2:33.69	300m 3:05.53	350m 3:37.50	400m 4:09.37
		30.76	31.37	31.58	31.54	31.84	31.97	31.87
	450m 4:41.57	500m 5:13.47	550m 5:45.55	600m 6:17.51	650m 6:49.80	700m 7:21.48	750m 7:53.02	
	32.20	31.90	32.08	31.96	32.29	31.68	31.54	30.04
22	3	4	ANSELM Rylan	PSU	2005	0.69	8:24.03	33.24
	50m 27.84	100m 59.19	150m 1:30.79	200m 2:02.76	250m 2:34.31	300m 3:06.33	350m 3:37.92	400m 4:09.61
		31.35	31.60	31.97	31.55	32.02	31.59	31.69
	450m 4:41.47	500m 5:13.68	550m 5:45.49	600m 6:17.38	650m 6:49.06	700m 7:20.91	750m 7:52.93	
	31.86	32.21	31.81	31.89	31.68	31.85	32.02	31.10
23	1	4	MADHAVAN Vedaant	VT	2005	0.64	8:24.49	33.70
	50m 28.42	100m 59.94	150m 1:31.48	200m 2:03.90	250m 2:35.82	300m 3:08.36	350m 3:40.44	400m 4:12.88
		31.52	31.54	32.42	31.92	32.54	32.08	32.44
	450m 4:44.08	500m 5:16.00	550m 5:47.69	600m 6:20.05	650m 6:51.87	700m 7:24.11	750m 7:55.50	
	31.20	31.92	31.69	32.36	31.82	32.24	31.39	28.99

Official Timekeeping by Omega





2025 TYR Pro Swim Series

Fort Lauderdale, FL

April 30 - May 3



Event 124 3 MAY 2025 - 6:09 PM

Men's 800m Freestyle

Results Summary

Event Number 24

Rank	Heat	Lane	Name	Club Code	Year of Birth	R.T.	Time	Time Behind
24	1	1	KOKIDKO Nicolas	MACM	◆ 2009	0.66	8:24.58	33.79
			50m 27.55	100m 57.82	150m 1:29.50	200m 2:00.85	250m 2:32.71	300m 3:04.66
				30.27	31.68	31.35	31.86	31.95
			450m 4:41.08	500m 5:13.09	550m 5:45.28	600m 6:18.03	650m 6:50.46	700m 7:22.32
			32.23	32.01	32.19	32.75	32.43	31.86
								31.73
								30.53
25	4	2	PLATTS-MILLS Ian	NCAC	◆ 2007	0.71	8:24.60	33.81
			50m 28.54	100m 59.49	150m 1:31.04	200m 2:03.26	250m 2:35.25	300m 3:07.50
				30.95	31.55	32.22	31.99	32.25
			450m 4:44.26	500m 5:16.68	550m 5:48.69	600m 6:20.60	650m 6:52.24	700m 7:23.79
			32.27	32.42	32.01	31.91	31.64	31.55
								31.23
								29.58
26	1	5	EADDY Joey	REV	◆ 2010	0.77	8:25.09	34.30
			50m 28.29	100m 59.27	150m 1:30.64	200m 2:02.74	250m 2:34.86	300m 3:07.12
				30.98	31.37	32.10	32.12	32.26
			450m 4:43.75	500m 5:16.11	550m 5:48.46	600m 6:20.65	650m 6:52.51	700m 7:24.40
			32.16	32.36	32.35	32.19	31.86	31.89
								31.09
								29.60
27	1	2	SHOESMITH William	BSS	◆ 2009	0.70	8:26.44	35.65
			50m 28.48	100m 59.18	150m 1:30.64	200m 2:02.30	250m 2:34.01	300m 3:05.91
				30.70	31.46	31.66	31.71	31.90
			450m 4:42.35	500m 5:14.72	550m 5:47.05	600m 6:19.45	650m 6:51.95	700m 7:24.27
			32.23	32.37	32.33	32.40	32.50	32.32
								32.11
								30.06
28	4	6	PELAEZ Leo	UN-IN	2004	0.71	8:26.49	35.70
			50m 27.82	100m 58.18	150m 1:29.17	200m 2:01.08	250m 2:32.77	300m 3:05.09
				30.36	30.99	31.91	31.69	32.32
			450m 4:40.18	500m 5:12.41	550m 5:44.68	600m 6:17.20	650m 6:49.36	700m 7:21.22
			31.33	32.23	32.27	32.52	32.16	31.86
								32.42
								32.85
29	2	5	DEBRUIN Jackson	SYS	◆ 2008	0.70	8:28.89	38.10
			50m 28.51	100m 59.97	150m 1:31.39	200m 2:03.16	250m 2:34.88	300m 3:07.14
				31.46	31.42	31.77	31.72	32.26
			450m 4:43.79	500m 5:16.13	550m 5:48.66	600m 6:21.40	650m 6:53.86	700m 7:26.30
			32.23	32.34	32.53	32.74	32.46	32.44
								31.92
								30.67
30	2	3	VEGA Alberto	CRC	2005	0.67	8:29.36	38.57
			50m 28.80	100m 1:00.72	150m 1:32.63	200m 2:04.83	250m 2:36.77	300m 3:09.14
				31.92	31.91	32.20	31.94	32.37
			450m 4:46.36	500m 5:18.83	550m 5:51.32	600m 6:23.82	650m 6:55.81	700m 7:28.38
			32.15	32.47	32.49	32.50	31.99	32.57
								31.69
								29.29
31	3	2	MARCUS Max	PRIN	◆ 2007	0.63	8:31.15	40.36
			50m 28.48	100m 59.50	150m 1:31.23	200m 2:03.13	250m 2:34.65	300m 3:06.46
				31.02	31.73	31.90	31.52	31.81
			450m 4:42.49	500m 5:14.43	550m 5:47.07	600m 6:19.68	650m 6:52.72	700m 7:25.82
			31.83	31.94	32.64	32.61	33.04	33.10
								33.38
								31.95
32	2	6	EGELAND Landon	BEND	2006	0.77	8:33.36	42.57
			50m 28.78	100m 1:00.71	150m 1:33.01	200m 2:05.57	250m 2:37.84	300m 3:10.43
				31.93	32.30	32.56	32.27	32.59
			450m 4:48.20	500m 5:20.56	550m 5:53.04	600m 6:25.54	650m 6:57.56	700m 7:29.95
			32.27	32.36	32.48	32.50	32.02	32.39
								32.11
								31.30
33	4	0	BRIGMAN Dillon	BSS	◆ 2008	0.61	8:34.10	43.31
			50m 28.59	100m 59.33	150m 1:30.87	200m 2:02.95	250m 2:35.30	300m 3:07.62
				30.74	31.54	32.08	32.35	32.32
			450m 4:45.67	500m 5:18.79	550m 5:51.55	600m 6:24.61	650m 6:57.19	700m 7:30.25
			32.63	33.12	32.76	33.06	32.58	33.06
								32.60
								31.25
34	3	7	MAGYAR Clay	BSS	◆ 2008	0.77	8:34.73	43.94
			50m 29.16	100m 1:00.47	150m 1:32.08	200m 2:04.07	250m 2:35.98	300m 3:08.53
				31.31	31.61	31.99	31.91	32.55
			450m 4:46.09	500m 5:18.76	550m 5:51.90	600m 6:24.81	650m 6:57.62	700m 7:30.72
			32.74	32.67	33.14	32.91	32.81	33.10
								32.73
								31.28
35	4	4	MUDADU Noah	SAND	◆ 2007	0.71	8:34.93	44.14
			50m 27.88	100m 58.40	150m 1:29.95	200m 2:02.44	250m 2:34.62	300m 3:06.94
				30.52	31.55	32.49	32.18	32.32
			450m 4:43.63	500m 5:16.98	550m 5:50.42	600m 6:24.26	650m 6:57.41	700m 7:30.73
			32.70	33.35	33.44	33.84	33.15	33.32
								32.38
								31.82

Official Timekeeping by Omega





2025 TYR Pro Swim Series

Fort Lauderdale, FL

April 30 - May 3



Event 124 3 MAY 2025 - 6:09 PM

Men's 800m Freestyle

Results Summary

Event Number 24

Rank	Heat	Lane	Name	Club Code	Year of Birth	R.T.	Time	Time Behind
36	4	9	MATYAS Maddox	SPA-FL	◆ 2007	0.64	8:34.97	44.18
	50m 28.18	100m 59.12	150m 1:30.53	200m 2:02.65	250m 2:34.40	300m 3:06.91	350m 3:39.40	400m 4:11.95
		30.94	31.41	32.12	31.75	32.51	32.49	32.55
	450m 4:44.44	500m 5:17.14	550m 5:50.12	600m 6:23.04	650m 6:56.39	700m 7:29.98	750m 8:03.64	
	32.49	32.70	32.98	32.92	33.35	33.59	33.66	31.33
37	2	9	STANTON Collier	GA	◆ 2009	0.66	8:35.78	44.99
	50m 28.64	100m 1:00.05	150m 1:32.34	200m 2:04.85	250m 2:37.66	300m 3:10.48	350m 3:43.34	400m 4:16.33
		31.41	32.29	32.51	32.81	32.82	32.86	32.99
	450m 4:49.74	500m 5:22.57	550m 5:55.35	600m 6:28.40	650m 7:00.86	700m 7:33.41	750m 8:05.37	
	33.41	32.83	32.78	33.05	32.46	32.55	31.96	30.41
38	1	3	HERON Avery	NBAC	◆ 2009	0.72	8:37.82	47.03
	50m 28.80	100m 59.88	150m 1:31.55	200m 2:03.63	250m 2:35.72	300m 3:08.04	350m 3:40.25	400m 4:12.92
		31.08	31.67	32.08	32.09	32.32	32.21	32.67
	450m 4:45.72	500m 5:18.58	550m 5:51.83	600m 6:25.22	650m 6:58.36	700m 7:31.78	750m 8:05.20	
	32.80	32.86	33.25	33.39	33.14	33.42	33.42	32.62
39	1	7	BRANCH Sabian	FASTFL	2006	0.71	8:41.22	50.43
	50m 29.26	100m 1:01.11	150m 1:33.02	200m 2:05.55	250m 2:37.89	300m 3:10.91	350m 3:43.51	400m 4:16.47
		31.85	31.91	32.53	32.34	33.02	32.60	32.96
	450m 4:49.47	500m 5:22.75	550m 5:56.18	600m 6:30.01	650m 7:03.71	700m 7:37.03	750m 8:09.94	
	33.00	33.28	33.43	33.83	33.70	33.32	32.91	31.28
40	3	9	MITTEN Turner	SYS	◆ 2008	0.67	8:41.46	50.67
	50m 28.95	100m 1:00.18	150m 1:32.10	200m 2:04.12	250m 2:36.93	300m 3:10.12	350m 3:42.73	400m 4:16.13
		31.23	31.92	32.02	32.81	33.19	32.61	33.40
	450m 4:48.87	500m 5:22.28	550m 5:55.39	600m 6:29.48	650m 7:02.70	700m 7:36.47	750m 8:09.32	
	32.74	33.41	33.11	34.09	33.22	33.77	32.85	32.14
41	2	4	KWAN Nicholas	BSS	◆ 2008	0.65	8:46.93	56.14
	50m 28.53	100m 1:00.03	150m 1:31.87	200m 2:04.70	250m 2:36.84	300m 3:09.87	350m 3:42.91	400m 4:16.82
		31.50	31.84	32.83	32.14	33.03	33.04	33.91
	450m 4:50.27	500m 5:24.08	550m 5:58.53	600m 6:33.21	650m 7:07.66	700m 7:42.05	750m 8:15.14	
	33.45	33.81	34.45	34.68	34.45	34.39	33.09	31.79
42	2	8	ERWIN Thomas	UN-NE	2005	0.74	8:50.04	59.25
	50m 28.97	100m 1:01.09	150m 1:34.20	200m 2:07.50	250m 2:40.79	300m 3:14.36	350m 3:47.88	400m 4:21.57
		32.12	33.11	33.30	33.29	33.57	33.52	33.69
	450m 4:54.98	500m 5:28.81	550m 6:02.52	600m 6:36.30	650m 7:10.08	700m 7:43.76	750m 8:17.51	
	33.41	33.83	33.71	33.78	33.78	33.68	33.75	32.53
43	1	6	KULP Jack	LIFENJ	◆ 2008		DNS	
43	3	6	FURLOW Tristan	SAC	◆ 2007		DNS	
43	4	8	CHRISTENSEN Andrew	PSU	2004		DNS	

Legend:	◆ Junior swimmer	AR American Record	DNS Did Not Start	R.T. Reaction Time
US US Open Record	WJ World Junior Record	WR World Record		

Official Timekeeping by Omega





2025 TYR Pro Swim Series

Fort Lauderdale, FL

April 30 - May 3



Event 125 3 MAY 2025 - 6:18 PM

Women's 100m Backstroke

Final

Results

Event Number 25

	Record	Split	Name	NAT Code	Location	Date
WR	57.13	27.94	SMITH Regan	TXLA	Indianapolis (USA)	18 JUN 2024
AR	57.13	27.94	SMITH Regan	TXLA	Indianapolis, IN (USA)	18 JUN 2024
US	57.13	27.94	SMITH Regan	TXLA	Indianapolis, IN (USA)	18 JUN 2024
WJ	57.57	27.74	SMITH Regan	TXLA	Gwangju (KOR)	28 JUL 2019

Final B

Rank	Lane	Name	Club Code	R.T.	50m	Time	Time Behind
1	3	RUCK Taylor	UN-AZ	0.63	(1) 29.21	1:00.05 30.84	
2	6	SIMS Bella	SAND	0.56	(2) 29.31	1:00.30 30.99	0.25
3	5	PELAEZ Erika	EA	0.58	(6) 29.77	1:00.92 31.15	0.87
4	4	KRYGER Madison	CAN	0.64	(3) 29.61	1:00.95 31.34	0.90
5	7	WILSON Charlotte	UN-VA	0.64	(8) 30.03	1:01.76 31.73	1.71
6	1	KERN Emma	TXLA	0.57	(5) 29.73	1:01.80 32.07	1.75
7	2	ROTTINK Roos	MTAC	0.73	(7) 29.91	1:01.82 31.91	1.77
8	8	ARNALL Ines	WEST	0.66	(4) 29.72	1:01.97 32.25	1.92

Final A

Rank	Lane	Name	Club Code	R.T.	50m	Time	Time Behind
1	4	SMITH Regan	TXLA	0.55	(1) 28.02	57.46 29.44	
2	3	BERKOFF Katharine	WOLF	0.61	(3) 28.32	58.79 30.47	1.33
3	5	MASSE Kylie	CAN	0.60	(2) 28.19	58.90 30.71	1.44
4	6	CURZAN Claire	TAC	0.58	(4) 28.71	59.46 30.75	2.00
5	7	CRUSH Charlotte	LAK	0.55	(6) 28.81	59.81 31.00	2.35
6	2	WHITE Rhyan	WOLF	0.60	(5) 28.79	59.99 31.20	2.53
7	1	WEILER SASTRE Carmen	ESP	0.59	(8) 29.37	1:00.48 31.11	3.02
8	8	CHOATE Catie	FLOR	0.65	(7) 29.19	1:01.26 32.07	3.80

Official Timekeeping by Omega





2025 TYR Pro Swim Series

Fort Lauderdale, FL

April 30 - May 3



Event 125

3 MAY 2025 - 6:18 PM

Women's 100m Backstroke

Final

Results

Event Number 25

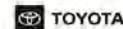
Final C

Rank	Lane	Name	Club Code	R.T.	50m	Time	Time Behind
1	4	KOMOROCZY Lora	AU	0.56	(4) 30.07	1:02.22 32.15	
2	3	ROTTINK Eva	MTAC	0.60	(2) 30.02	1:02.48 32.46	0.26
3	5	MEJIA ARCE Lucero	BSS	0.62	(3) 30.05	1:02.52 32.47	0.30
4	2	LAVIGUEUR Brynn	SYS	0.66	(1) 29.47	1:03.00 33.53	0.78
5	6	TIGERT Leah	TSC	0.68	(7) 30.75	1:03.06 32.31	0.84
6	8	SOLDATKE Lydia	SFST	0.60	(5) 30.22	1:03.10 32.88	0.88
7	7	ALLEN Eloise	UBCT	0.62	(6) 30.52	1:03.89 33.37	1.67
8	1	MARKVARDT Margaret	PSU	0.68	(8) 30.98	1:04.32 33.34	2.10

Legend:

AR American Record **R.T.** Reaction Time **US** US Open Record **WJ** World Junior Record
WR World Record

Official Timekeeping by Omega





2025 TYR Pro Swim Series

Fort Lauderdale, FL

April 30 - May 3



Event 126

3 MAY 2025 - 6:27 PM

Men's 100m Backstroke

Final

Results

Event Number 26

	Record	Split	Name	NAT Code	Location	Date
WR	51.60	25.14	CECCON Thomas	ITA	Budapest (HUN)	20 JUN 2022
AR	51.85	25.13	MURPHY Ryan	USA	Rio de Janeiro (BRA)	13 AUG 2016
US	51.94	25.35	PEIRSOL Aaron	USA	Indianapolis, IN (USA)	8 JUL 2009
WJ	52.08	25.00	LIFINCEV Miron	RUS	Ekaterinburg (RUS)	28 JUL 2024

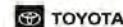
Final B

Rank	Lane	Name	Club Code	R.T.	50m	Time	Time Behind
1	7	GONZALEZ de OLIVIERA Hugo	ESP	0.65	(3) 27.21	55.89 28.68	
2	3	MALDARI Caleb	FLOR	0.54	(1) 27.01	55.97 28.96	0.08
3	4	MARTINEZ SOTA Ivan	ESP	0.58	(2) 27.18	56.11 28.93	0.22
4	5	WINTERBORN Ben	CAN	0.62	(5) 27.42	56.26 28.84	0.37
5	2	del RIEGO TORRES Teo	ESP	0.57	(4) 27.31	56.46 29.15	0.57
6	8	MELNYCHUK David	SYS	0.56	(=7) 27.72	56.66 28.94	0.77
7	1	WAHLEN David	YOTA	0.51	(=7) 27.72	57.23 29.51	1.34
8	6	BITTNER Matthew	PSU	0.56	(6) 27.68	58.55 30.87	2.66

Final A

Rank	Lane	Name	Club Code	R.T.	50m	Time	Time Behind
1	4	KOS Hubert	TXLA	0.59	(1) 25.41	53.14 27.73	
2	3	HARVEY Jack	BER	0.61	(3) 26.30	54.56 28.26	1.42
3	5	AIKINS Jack	UN-VA	0.58	(2) 26.28	54.69 28.41	1.55
4	6	KEOGH Gavin	FAC	0.60	(4) 26.34	54.72 28.38	1.58
5	1	KING David	UN-VA	0.65	(6) 26.64	55.39 28.75	2.25
6	7	NORMAN Aiden	FLOR	0.64	(7) 26.72	55.51 28.79	2.37
7	2	DOLAN Jack	SUN	0.65	(5) 26.59	55.52 28.93	2.38
8	8	BOCHENSKI Grant	UMIZ	0.59	(8) 27.15	55.96 28.81	2.82

Official Timekeeping by Omega





2025 TYR Pro Swim Series

Fort Lauderdale, FL

April 30 - May 3



Event 126

3 MAY 2025 - 6:27 PM

Men's 100m Backstroke

Final

Results

Event Number 26

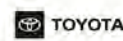
Final C

Rank	Lane	Name	Club Code	R.T.	50m	Time	Time Behind
1	4	BLACKSON-DUNBAR Miles	UN-CA	0.65	(1) 26.61	56.40 29.79	
2	6	BRENNAN Francis	CAN	0.60	(4) 27.80	56.61 28.81	0.21
3	3	GEH Michael	BAD	0.59	(3) 27.49	56.77 29.28	0.37
4	5	BATHALA Ethan	BSS	0.57	(6) 27.97	57.61 29.64	1.21
5	2	LILIENTHAL Kai	UBCT	0.56	(5) 27.82	57.75 29.93	1.35
6	7	LYNESS Henry	CGAC	0.57	(2) 27.46	57.84 30.38	1.44
7	8	COX Rowan	TXLA	0.57	(8) 28.31	57.99 29.68	1.59
8	1	SENEKAL Denzo	BD	0.63	(7) 28.15	58.23 30.08	1.83

Legend:

=	Equal rank	AR	American Record	R.T.	Reaction Time	US	US Open Record
WJ	World Junior Record	WR	World Record				

Official Timekeeping by Omega





2025 TYR Pro Swim Series

Fort Lauderdale, FL

April 30 - May 3



Event 127 3 MAY 2025 - 6:35 PM

Women's 200m Breaststroke

Final

Results

Event Number 27

	Record	Splits	Name	NAT Code	Location	Date
WR	2:17.55	32.13 1:07.28 1:42.47	CHIKUNOVA Evgeniia	RUS	Kazan (RUS)	21 APR 2023
AR	2:19.24	31.83 1:07.09 1:42.89	DOUGLASS Kate	NYAC	Paris (FRA)	8 JAN 2024
US	2:19.30	32.01 1:07.05 1:42.97	DOUGLASS Kate	NYAC	Knoxville, TX (USA)	13 JAN 2024
WJ	2:19.64	32.10 1:07.59 1:43.52	GUNES Viktoria Zeynep	TUR	Singapore (SGP)	30 AUG 2015

Final B

Rank	Lane	Name	Club Code	R.T.	50m	100m	150m	Time	Time Behind
1	6	ZHANG Sarah	REV	0.63	(1) 34.06	(1) 1:12.01 37.95	(1) 1:50.65 38.64	2:29.51	
2	4	WEYANT Emma	FLOR	0.78	(7) 34.97	(6) 1:13.79 38.82	(4) 1:52.53 38.74	2:31.85	2.34
3	3	LAGREID Jonette	BNS	0.70	(4) 34.43	(3) 1:13.25 38.82	(3) 1:52.41 39.16	2:31.87	2.36
4	1	RUIZ Jimena	ESP	0.67	(2) 34.31	(2) 1:12.56 38.25	(2) 1:51.40 38.84	2:32.07	2.56
5	5	ROSE Gabrielle	ALPH	0.72	(6) 34.56	(4) 1:13.50 38.94	(5) 1:52.77 39.27	2:32.22	2.71
6	2	HARTWAY Madyson	SYS	0.72	(3) 34.34	(7) 1:14.16 39.82	(7) 1:53.74 39.58	2:32.77	3.26
7	8	PLAZA Sofia	FLOR	0.81	(8) 35.37	(8) 1:14.32 38.95	(6) 1:53.70 39.38	2:33.73	4.22
8	7	ENGE Piper	TXLA	0.65	(5) 34.55	(5) 1:13.72 39.17	(8) 1:54.02 40.30	2:34.16	4.65

Final A

Rank	Lane	Name	Club Code	R.T.	50m	100m	150m	Time	Time Behind
1	4	DOUGLASS Kate	NYAC	0.69	(1) 31.88	(1) 1:07.77 35.89	(1) 1:44.18 36.41	2:20.78	
2	5	WALSH Alex	NYAC	0.77	(2) 32.56	(2) 1:08.85 36.29	(2) 1:45.54 36.69	2:22.91	2.13
3	3	HAYES Leah	UN-VA	0.76	(5) 34.20	(4) 1:11.90 37.70	(3) 1:49.54 37.64	2:27.60	6.82
4	6	ANGUS Sophie	CAN	0.68	(3) 33.42	(3) 1:11.46 38.04	(4) 1:49.82 38.36	2:28.84	8.06
5	2	SANTOS Emily	VT	0.70	(8) 34.57	(6) 1:12.59 38.02	(5) 1:50.79 38.20	2:30.10	9.32
6	7	ODGERS Isabelle	NOVACA	0.76	(7) 34.29	(7) 1:12.62 38.33	(6) 1:51.36 38.74	2:31.22	10.44
7	8	ROBILLARD Adalene	RAYS	0.65	(6) 34.26	(8) 1:13.15 38.89	(8) 1:52.32 39.17	2:31.65	10.87
8	1	RAINEY Grace	FLOR	0.78	(4) 33.77	(5) 1:12.04 38.27	(7) 1:51.93 39.89	2:31.81	11.03

Official Timekeeping by Omega





2025 TYR Pro Swim Series

Fort Lauderdale, FL

April 30 - May 3



Event 127 3 MAY 2025 - 6:35 PM

Women's 200m Breaststroke

Final

Results

Event Number 27

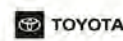
Final C

Rank	Lane	Name	Club Code	R.T.	50m	100m	150m	Time	Time Behind
1	4	VASQUEZ Lucie	UN-AZ	0.72	(1) 34.35	(1) 1:13.80 39.45	(1) 1:53.80 40.00	2:34.30 40.50	
2	7	ATEN Danica	SYS	0.71	(5) 35.49	(5) 1:15.01 39.52	(3) 1:54.92 39.91	2:34.89 39.97	0.59
3	6	BROWN Eliza	PRIN	0.66	(4) 35.38	(3) 1:14.56 39.18	(2) 1:54.39 39.83	2:35.22 40.83	0.92
4	5	BITEL Addison	LAKR	0.72	(2) 34.84	(2) 1:14.52 39.68	(=4) 1:54.97 40.45	2:35.41 40.44	1.11
5	3	WILBUR Lilla	NCAP	0.77	(3) 35.06	(4) 1:14.93 39.87	(=4) 1:54.97 40.04	2:35.90 40.93	1.60
6	2	CALLIS Emerson	QSTS	0.71	(6) 35.54	(6) 1:15.23 39.69	(6) 1:55.63 40.40	2:36.42 40.79	2.12
7	8	HE Carolin	TAC	0.71	(7) 35.77	(7) 1:15.88 40.11	(7) 1:56.75 40.87	2:38.49 41.74	4.19
8	1	WARNICK Lucy	SAND	0.56	(8) 36.11	(8) 1:16.54 40.43	(8) 1:57.79 41.25	2:39.70 41.91	5.40

Legend:

= Equal rank **AR** American Record **R.T.** Reaction Time **US** US Open Record
WJ World Junior Record **WR** World Record

Official Timekeeping by Omega





2025 TYR Pro Swim Series

Fort Lauderdale, FL

April 30 - May 3



Event 128 3 MAY 2025 - 6:43 PM

Men's 200m Breaststroke

Final

Results

Event Number 28

	Record	Splits	Name	NAT Code	Location	Date
WR	2:05.48	28.53 1:00.72 1:33.36	QIN Haiyang	CHN	Fukuoka (JPN)	28 JUL 2023
AR	2:06.54	29.19 1:01.50 1:34.00	FALLON Matthew	UPN	Indianapolis, IN (USA)	19 JUN 2024
US	2:06.54	29.19 1:01.50 1:34.00	FALLON Matthew	UPN	Indianapolis, IN (USA)	19 JUN 2024
WJ	2:08.04	29.05 1:01.92 1:35.48	DONG Zhihao	CHN	Fukuoka (JPN)	28 JUL 2023

Final B

Rank	Lane	Name	Club Code	R.T.	50m	100m	150m	Time	Time Behind
1	3	SAVICKAS Aleksas	FLOR	0.71	(1) 28.87	(1) 1:01.55 32.68	(1) 1:35.20 33.65	2:10.34 35.14	
2	4	BRIED Tommy	UOFL	0.66	(3) 30.69	(2) 1:05.36 34.67	(2) 1:40.38 35.02	2:15.70 35.32	5.36
3	5	YORK Wilson	LAK	0.71	(6) 31.09	(6) 1:06.06 34.97	(3) 1:40.68 34.62	2:15.83 35.15	5.49
4	7	McKEAN Campbell	BEND	0.65	(4) 30.81	(=3) 1:05.88 35.07	(4) 1:41.13 35.25	2:16.85 35.72	6.51
5	6	HOOVER Gerhardt	CS	0.66	(5) 30.96	(5) 1:06.05 35.09	(5) 1:41.38 35.33	2:17.20 35.82	6.86
6	1	YOUNG Lucas	BSS	0.64	(8) 31.78	(7) 1:06.61 34.83	(6) 1:41.59 34.98	2:17.85 36.26	7.51
7	2	WILLIS Jordan	MAC-NC	0.73	(7) 31.70	(8) 1:07.30 35.60	(8) 1:43.46 36.16	2:18.86 35.40	8.52
8	8	KEMP Finn	UN-AZ	0.66	(2) 30.43	(=3) 1:05.88 35.45	(7) 1:42.46 36.58	2:19.03 36.57	8.69

Final A

Rank	Lane	Name	Club Code	R.T.	50m	100m	150m	Time	Time Behind
1	6	PETRASHOV Denis	UOFL	0.73	(2) 29.64	(2) 1:03.39 33.75	(2) 1:36.82 33.43	2:10.29 33.47	
2	4	COLL MARTI Carles	ESP	0.79	(1) 29.25	(1) 1:02.69 33.44	(1) 1:36.50 33.81	2:11.09 34.59	0.80
3	5	EPITROPOV Lyubomir	TNAQ	0.72	(3) 29.65	(3) 1:03.49 33.84	(3) 1:38.01 34.52	2:11.82 33.81	1.53
4	2	CAKIR Noah	TS	0.70	(7) 30.47	(8) 1:04.93 34.46	(7) 1:39.87 34.94	2:14.19 34.32	3.90
5	8	DAWSON Oliver	CAN	0.65	(4) 30.07	(7) 1:04.84 34.77	(8) 1:40.17 35.33	2:14.58 34.41	4.29
6	3	LAZZERINI Mariano	PSU	0.65	(6) 30.24	(5) 1:04.62 34.38	(5) 1:38.95 34.33	2:14.65 35.70	4.36
7	7	SANDERS Grant	FASTFL	0.71	(8) 30.84	(6) 1:04.83 33.99	(6) 1:39.00 34.17	2:14.73 35.73	4.44
8	1	HESS Apollo	CAN	0.67	(5) 30.16	(4) 1:04.02 33.86	(4) 1:38.50 34.48	2:14.81 36.31	4.52

Official Timekeeping by Omega





2025 TYR Pro Swim Series

Fort Lauderdale, FL

April 30 - May 3



Event 128 3 MAY 2025 - 6:43 PM

Men's 200m Breaststroke

Final

Results

Event Number 28

Final C

Rank	Lane	Name	Club Code	R.T.	50m	100m	150m	Time	Time Behind
1	3	DIONNE Luc	NCAP	0.66	(1) 30.71	(1) 1:05.31 34.60	(1) 1:40.76 35.45	2:16.86 36.10	
2	6	MURILLO Jorge	TAC	0.66	(2) 30.82	(2) 1:06.36 35.54	(3) 1:42.10 35.74	2:18.71 36.61	1.85
3	7	JOHNSON Marcus	SAS	0.69	(5) 31.62	(7) 1:07.95 36.33	(6) 1:43.85 35.90	2:18.78 34.93	1.92
4	4	ALEMAN Liam	GSC-FL	0.60	(4) 31.53	(4) 1:07.42 35.89	(5) 1:43.59 36.17	2:19.45 35.86	2.59
5	5	CHIAM Cohen	BSS	0.66	(7) 31.69	(5) 1:07.50 35.81	(4) 1:42.97 35.47	2:19.47 36.50	2.61
6	2	MARTIN Giulian	CANE	0.64	(3) 31.21	(3) 1:06.49 35.28	(2) 1:42.00 35.51	2:19.60 37.60	2.74
7	1	GOREY Michael	CSC-IN	0.63	(8) 31.88	(6) 1:07.66 35.78	(7) 1:44.20 36.54	2:21.70 37.50	4.84
8	8	JOOS Louis	BSS	0.58	(6) 31.63	(8) 1:07.99 36.36	(8) 1:45.07 37.08	2:22.79 37.72	5.93

Legend:

= Equal rank **AR** American Record **R.T.** Reaction Time **US** US Open Record
WJ World Junior Record **WR** World Record

Official Timekeeping by Omega



FLUIDRA



OneAmerica
Financial



TOYOTA

TYR



2025 TYR Pro Swim Series

Fort Lauderdale, FL

April 30 - May 3



Event 129

3 MAY 2025 - 6:51 PM

Women's 100m Butterfly

Final

Results

Event Number 29

	Record	Split	Name	NAT Code	Location	Date
WR	55.09	25.54	WALSH Gretchen	NYAC	Fort Lauderdale, FL (USA)	3 MAY 2025
AR	55.09	25.54	WALSH Gretchen	NYAC	Fort Lauderdale, FL (USA)	3 MAY 2025
US	55.09	25.54	WALSH Gretchen	NYAC	Fort Lauderdale, FL (USA)	3 MAY 2025
WJ	56.33		HIRAI Mizuki	JPN	Yokohama (JPN)	22 JUN 2024

Final B

Rank	Lane	Name	Club Code	R.T.	50m	Time	Time Behind
1	4	BRICKER Caroline	ALTO	0.69	(4) 27.62	58.81 31.19	
2	7	BOARDMAN Mena	CS	0.65	(1) 27.17	59.19 32.02	0.38
3	5	REESE Addy	FLOR	0.62	(8) 27.91	59.72 31.81	0.91
4	3	HARVEY Emma	BER	0.67	(2) 27.39	59.88 32.49	1.07
5	1	KOMOROCZY Lora	AU	0.61	(7) 27.81	1:00.15 32.34	1.34
6	2	ARCHIBALD Lily	RAC	0.70	(6) 27.77	1:00.34 32.57	1.53
7	6	LARSEN Caroline	UN-MN	0.74	(3) 27.48	1:00.82 33.34	2.01
8	8	HAGER Averie	SASA	0.69	(5) 27.74	1:01.18 33.44	2.37

Final A

Rank	Lane	Name	Club Code	R.T.	50m	Time	Time Behind
1	4	WALSH Gretchen	NYAC	0.73	(1) 25.32	54.60 29.28	WR
2	6	HUSKE Torri	AAC	0.60	(2) 26.24	56.59 30.35	1.99
3	5	SHACKELL Alex	CSC-IN	0.66	(3) 26.57	57.31 30.74	2.71
4	7	WALSHE Ellen	TMP	0.61	(7) 27.43	58.12 30.69	3.52
5	1	NELSON Beata	WISC	0.69	(4) 26.72	58.50 31.78	3.90
=6	2	DERIVAUX Audrey	JW	0.76	(6) 27.03	58.85 31.82	4.25
=6	3	CRUSH Charlotte	LAK	0.68	(5) 26.99	58.85 31.86	4.25
8	8	ROSENDAHL BACH Helena	DEN	0.80	(8) 27.55	58.93 31.38	4.33

Official Timekeeping by Omega





2025 TYR Pro Swim Series

Fort Lauderdale, FL

April 30 - May 3



Event 129

3 MAY 2025 - 6:51 PM

Women's 100m Butterfly

Final

Results

Event Number 29

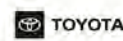
Final C

Rank	Lane	Name	Club Code	R.T.	50m	Time	Time Behind
1	4	PELAEZ Erika	EA	0.68	(5) 28.24	1:00.38 32.14	
2	7	STANLEY Ellie	TNAQ	0.69	(2) 28.09	1:00.59 32.50	0.21
3	5	FORRESTER Katie	MAC-IT	0.70	(4) 28.13	1:00.68 32.55	0.30
4	3	LOONEY Lindsay	TXLA	0.65	(8) 28.78	1:01.00 32.22	0.62
5	1	LEHMAN Alyce	JW	0.74	(1) 27.99	1:01.11 33.12	0.73
6	2	KLEIN Taylor	MSA	0.74	(3) 28.11	1:01.28 33.17	0.90
7	8	NOVINSKIY Victoria	BHA	0.72	(7) 28.67	1:01.37 32.70	0.99
8	6	CONWAY Shannon	NBAC	0.78	(6) 28.52	1:01.43 32.91	1.05

Legend:

=	Equal rank	AR	American Record	R.T.	Reaction Time	US	US Open Record
WJ	World Junior Record	WR	World Record				

Official Timekeeping by Omega





2025 TYR Pro Swim Series

Fort Lauderdale, FL

April 30 - May 3



Event 130 3 MAY 2025 - 6:59 PM

Men's 100m Butterfly

Final

Results

Event Number 30

	Record	Split	Name	NAT Code	Location	Date
WR	49.45	23.00	DRESSEL Caeleb	GSC-FL	Tokyo (JPN)	31 JUL 2021
AR	49.45	23.00	DRESSEL Caeleb	GSC-FL	Tokyo (JPN)	30 JUL 2021
US	49.76	23.31	DRESSEL Caeleb	GSC-FL	Omaha, NE (USA)	18 JUN 2021
WJ	50.62	23.85	MILAK Kristof	HUN	Budapest (HUN)	29 JUL 2017

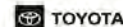
Final B

Rank	Lane	Name	Club Code	R.T.	50m	Time	Time Behind
1	3	SENC-SAMARDZIC Filip	UN-AZ	0.67	(4) 25.02	52.93 27.91	
2	7	SMITH Sebastian	PATS	0.63	(1) 24.59	53.24 28.65	0.31
3	4	DAHLGREN Jack	AQJT	0.65	(3) 24.88	53.32 28.44	0.39
4	6	HAYON Will	VT	0.65	(5) 25.03	53.39 28.36	0.46
5	2	BRANON Ryan	TXLA	0.65	(6) 25.21	53.43 28.22	0.50
6	1	COX Rowan	TXLA	0.63	(7) 25.23	53.78 28.55	0.85
7	5	KARAHALIS Alex	PSU	0.66	(2) 24.78	53.80 29.02	0.87
8	8	HOWARD Charles	JDST	0.70	(8) 25.69	54.93 29.24	2.00

Final A

Rank	Lane	Name	Club Code	R.T.	50m	Time	Time Behind
1	4	KHARUN Ilya	UN-AZ	0.69	(1) 23.57	50.42 26.85	
2	5	KAMMANN Bjoern	TENN	0.74	(=4) 24.36	51.95 27.59	1.53
3	3	KOCH Julian	PITT	0.64	(3) 23.93	52.29 28.36	1.87
4	2	ESPERNBERGER Martin	TENN	0.64	(6) 24.67	52.31 27.64	1.89
5	7	JULIAN Trenton	MVN	0.61	(=4) 24.36	52.45 28.09	2.03
6	6	MUHAMMAD Kamal	UN-CA	0.66	(2) 23.92	52.53 28.61	2.11
7	8	HUSSEY Patrick	NCAC	0.64	(7) 24.75	52.92 28.17	2.50
8	1	BALBI Diego	SAS	0.65	(8) 25.27	53.02 27.75	2.60

Official Timekeeping by Omega





2025 TYR Pro Swim Series

Fort Lauderdale, FL

April 30 - May 3



Event 130

3 MAY 2025 - 6:59 PM

Men's 100m Butterfly

Final

Results

Event Number 30

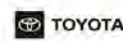
Final C

Rank	Lane	Name	Club Code	R.T.	50m	Time	Time Behind
1	1	BALVA Arthur	PRIN	0.62	(1) 25.03	54.12 29.09	
2	2	WILCOX Boone	LAK	0.68	(5) 25.39	54.14 28.75	0.02
3	3	OGILVIE Keir	VIC	0.63	(2) 25.14	54.20 29.06	0.08
4	4	PEREZ Emil	UN-FG	0.63	(4) 25.31	54.31 29.00	0.19
5	5	SHACKELL Aaron	CSC-IN	0.69	(6) 25.42	54.34 28.92	0.22
6	8	NOGUCHI Logan	PRIN	0.63	(3) 25.16	54.53 29.37	0.41
7	6	RUVALCABA CRUZ Hector	AGS	0.70	(8) 25.75	54.54 28.79	0.42
8	7	DILGER Devin	FLOR	0.71	(7) 25.53	54.92 29.39	0.80

Legend:

=	Equal rank	AR	American Record	R.T.	Reaction Time	US	US Open Record
WJ	World Junior Record	WR	World Record				

Official Timekeeping by Omega





2025 TYR Pro Swim Series

Fort Lauderdale, FL

April 30 - May 3



Event 131 3 MAY 2025 - 7:07 PM

Women's 200m Individual Medley

Final

Results

Event Number 31

	Record	Splits			Name	NAT Code	Location	Date
WR	2:06.12	27.30	58.94	1:35.64	HOSSZU Katinka	HUN	Kazan (RUS)	3 AUG 2015
AR	2:06.15	27.72	59.24	1:36.31	KUKORS Ariana	USA	Rome (ITA)	27 JUL 2009
US	2:06.79	26.78	1:00.05	1:36.62	DOUGLASS Kate	NYAC	Indianapolis, IN (USA)	22 JUN 2024
WJ	2:06.56	26.80	58.60	1:36.13	McINTOSH Summer	SYS	Paris (FRA)	3 AUG 2024

Final B

Rank	Lane	Name	Club Code	R.T.	50m	100m	150m	Time	Time Behind
1	4	CABANES GARZAS Laura	ESP	0.70	(2) 28.49	(2) 1:02.83 34.34	(1) 1:42.02 39.19	2:13.97	
2	3	SUN Eleanor	PRIN	0.72	(7) 29.32	(5) 1:05.03 35.71	(5) 1:44.37 39.34	2:15.18	1.21
3	5	BUCKLEY Sadie	NCAP	0.70	(1) 28.45	(1) 1:01.60 33.15	(2) 1:43.14 41.54	2:15.31	1.34
4	7	VAZQUEZ RUIZ Alba	ESP	0.71	(8) 29.34	(6) 1:05.26 35.92	(4) 1:44.13 38.87	2:15.81	1.84
5	2	SCOTT Elle	MAC-NC	0.72	(3) 28.73	(3) 1:04.35 35.62	(3) 1:43.55 39.20	2:16.15	2.18
6	1	ODGERS Isabelle	NOVACA	0.76	(6) 29.21	(8) 1:06.51 37.30	(6) 1:44.85 38.34	2:16.93	2.96
7	8	KRUGER Lainy	FLOR	0.70	(4) 29.02	(7) 1:05.30 36.28	(8) 1:45.72 40.42	2:16.95	2.98
8	6	MALUKA Ieva	ABSC	0.68	(5) 29.04	(4) 1:04.38 35.34	(7) 1:45.03 40.65	2:17.03	3.06

Final A

Rank	Lane	Name	Club Code	R.T.	50m	100m	150m	Time	Time Behind
1	5	WALSH Alex	NYAC	0.72	(2) 27.67	(2) 1:01.16 33.49	(1) 1:38.08 36.92	2:08.84	
2	3	SMITH Regan	TXLA	0.61	(1) 27.40	(1) 59.54 32.14	(2) 1:39.94 40.40	2:10.25	1.41
3	4	HAYES Leah	UN-VA	0.77	(8) 28.89	(7) 1:02.81 33.92	(3) 1:40.35 37.54	2:11.52	2.68
4	6	WALSHE Ellen	TMP	0.63	(7) 28.60	(8) 1:03.52 34.92	(4) 1:40.87 37.35	2:11.59	2.75
5	8	BRICKER Caroline	ALTO	0.64	(4) 27.87	(5) 1:02.10 34.23	(5) 1:41.31 39.21	2:12.99	4.15
6	7	DERIVAUX Audrey	JW	0.76	(3) 27.68	(3) 1:01.26 33.58	(6) 1:41.93 40.67	2:13.24	4.40
7	2	SIMS Bella	SAND	0.58	(5) 28.23	(4) 1:01.71 33.48	(8) 1:42.75 41.04	2:13.57	4.73
8	1	DIXON Zoe	FLOR	0.65	(6) 28.53	(6) 1:02.44 33.91	(7) 1:42.29 39.85	2:14.58	5.74

Official Timekeeping by Omega





2025 TYR Pro Swim Series

Fort Lauderdale, FL

April 30 - May 3



Event 131

3 MAY 2025 - 7:07 PM

Women's 200m Individual Medley

Final

Results

Event Number 31

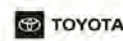
Final C

Rank	Lane	Name	Club Code	R.T.	50m	100m	150m	Time	Time Behind
1	7	McDONALD Haley	LAK	0.69	(2) 28.70	(1) 1:02.83 34.13	(1) 1:44.06 41.23	2:17.00 32.94	
2	4	MEADWAY Shannon	SCAR	0.72	(5) 29.67	(3) 1:03.71 34.04	(2) 1:44.96 41.25	2:17.75 32.79	0.75
3	5	LIU Reina	TAC	0.62	(1) 28.68	(2) 1:03.58 34.90	(6) 1:46.61 43.03	2:18.33 31.72	1.33
4	3	GIBSON Hayden	HAWG	0.64	(7) 30.10	(4) 1:04.30 34.20	(3) 1:45.36 41.06	2:18.65 33.29	1.65
5	6	HAZLEHURST Ana	UN-IN	0.72	(3) 28.81	(5) 1:05.21 36.40	(5) 1:46.04 40.83	2:19.51 33.47	2.51
6	2	KLAMFOTH Avery	MAC-NC	0.74	(8) 30.19	(6) 1:05.92 35.73	(4) 1:45.95 40.03	2:19.79 33.84	2.79
7	8	MEISNER Catherine	PSU	0.73	(4) 29.52	(7) 1:06.40 36.88	(7) 1:48.66 42.26	2:21.94 33.28	4.94
8	1	BROWN Eliza	PRIN	0.67	(6) 29.99	(8) 1:08.16 38.17	(8) 1:49.05 40.89	2:23.18 34.13	6.18

Legend:

AR American Record **R.T.** Reaction Time **US** US Open Record **WJ** World Junior Record
WR World Record

Official Timekeeping by Omega





2025 TYR Pro Swim Series

Fort Lauderdale, FL

April 30 - May 3



Event 132 3 MAY 2025 - 7:15 PM

Men's 200m Individual Medley

Final

Results

Event Number 32

	Record	Splits	Name	NAT Code	Location	Date
WR	1:54.00	24.89 53.48 1:26.51	LOCHTE Ryan	USA	Shanghai (CHN)	28 JUL 2011
AR	1:54.00	24.89 53.48 1:26.51	LOCHTE Ryan	USA	Shanghai (CHN)	28 JUL 2011
US	1:54.43	24.86 53.28 1:26.69	LOCHTE Ryan	USA	Irvine, CA (USA)	8 SEP 2010
WJ	1:56.99	24.74 53.90 1:28.95	KOS Hubert	TXLA	Budapest (HUN)	19 MAY 2021

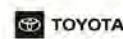
Final B

Rank	Lane	Name	Club Code	R.T.	50m	100m	150m	Time	Time Behind
1	6	PANCEREVAS Daniil	VT	0.74	(2) 25.76	(4) 58.35 32.59	(2) 1:33.92 35.57	2:03.24 29.32	
2	3	TURNER Jacob	UN-NE	0.64	(3) 25.83	(=2) 57.69 31.86	(1) 1:33.48 35.79	2:03.58 30.10	0.34
3	1	MIKELSONS Kristaps	LAT	0.69	(6) 26.45	(6) 58.87 32.42	(5) 1:34.36 35.49	2:03.73 29.37	0.49
4	4	BRIED Tommy	UOFL	0.68	(5) 26.37	(8) 59.73 33.36	(3) 1:34.23 34.50	2:04.04 29.81	0.80
5	5	McKEAN Campbell	BEND	0.63	(1) 25.55	(5) 58.67 33.12	(4) 1:34.26 35.59	2:04.64 30.38	1.40
6	2	NORMAN Aiden	FLOR	0.78	(7) 26.61	(=2) 57.69 31.08	(7) 1:35.77 38.08	2:04.93 29.16	1.69
7	7	HOOVER Gerhardt	CS	0.66	(8) 27.08	(7) 58.96 31.88	(6) 1:35.12 36.16	2:04.99 29.87	1.75
8	8	HONEY Sean	PSU	0.68	(4) 26.10	(1) 57.46 31.36	(8) 1:36.29 38.83	2:06.32 30.03	3.08

Final A

Rank	Lane	Name	Club Code	R.T.	50m	100m	150m	Time	Time Behind
1	2	CASAS Shaine	TXLA	0.65	(1) 24.17	(2) 54.45 30.28	(1) 1:28.16 33.71	1:56.52 28.36	
2	5	MARCHAND Leon	TXLA	0.66	(4) 25.24	(3) 54.70 29.46	(2) 1:28.31 33.61	1:57.27 28.96	0.75
3	6	FOSTER Carson	RAYS	0.63	(5) 25.29	(5) 55.29 30.00	(5) 1:30.20 34.91	1:58.78 28.58	2.26
4	4	SMITH Kieran	RAC	0.72	(6) 25.47	(4) 55.23 29.76	(4) 1:30.15 34.92	1:59.01 28.86	2.49
5	1	KOS Hubert	TXLA	0.61	(2) 24.49	(1) 53.74 29.25	(3) 1:30.00 36.26	1:59.35 29.35	2.83
6	3	SCHOTT Mitchell	PRIN	0.66	(3) 25.00	(6) 56.67 31.67	(6) 1:32.43 35.76	2:01.02 28.59	4.50
7	7	SANDERS Grant	FASTFL	0.69	(7) 26.00	(8) 57.73 31.73	(7) 1:33.05 35.32	2:02.52 29.47	6.00
8	8	STANTON Baylor	GA	0.66	(8) 26.33	(7) 56.70 30.37	(8) 1:33.47 36.77	2:02.73 29.26	6.21

Official Timekeeping by Omega





2025 TYR Pro Swim Series

Fort Lauderdale, FL

April 30 - May 3



Event 132 3 MAY 2025 - 7:15 PM

Men's 200m Individual Medley

Final

Results

Event Number 32

Final C

Rank	Lane	Name	Club Code	R.T.	50m	100m	150m	Time	Time Behind
1	5	ENOCH Gregg	UOFL	0.66	(1) 25.79	(1) 58.34 32.55	(1) 1:34.44 36.10	2:03.96 29.52	
2	2	SANTOS Gian	UN-CA	0.62	(2) 26.46	(2) 59.61 33.15	(2) 1:35.12 35.51	2:04.44 29.32	0.48
3	3	DORNOFF Anthony	RMDA	0.71	(4) 27.30	(3) 59.91 32.61	(3) 1:35.88 35.97	2:05.04 29.16	1.08
4	4	YORK Wilson	LAK	0.71	(3) 27.03	(5) 1:02.20 35.17	(4) 1:35.93 33.73	2:06.08 30.15	2.12
5	1	HARTZLER Jackson	CFSC	0.72	(6) 27.48	(4) 1:00.85 33.37	(5) 1:37.25 36.40	2:07.24 29.99	3.28
6	7	SHINKYO Kai	REV	0.71	(7) 27.77	(7) 1:02.93 35.16	(6) 1:38.12 35.19	2:08.12 30.00	4.16
7	8	GOREY Michael	CSC-IN	0.61	(5) 27.41	(6) 1:02.52 35.11	(7) 1:40.30 37.78	2:09.85 29.55	5.89
	6	FURLOW Tristan	SAC					DSQ	

Legend:

=	Equal rank	AR	American Record	DSQ	Disqualified	R.T.	Reaction Time
US	US Open Record	WJ	World Junior Record	WR	World Record		

Official Timekeeping by Omega



FLUIDRA



OneAmerica
Financial





2025 TYR Pro Swim Series

Fort Lauderdale, FL

April 30 - May 3



Event 133

3 MAY 2025 - 7:22 PM

Women's 50m Freestyle

Final

Results

Event Number 33

	Record	Name	NAT Code	Location	Date
WR	23.61	SJOSTROM Sarah	SWE	Fukuoka (JPN)	29 JUL 2023
AR	23.91	DOUGLASS Kate	NYAC	Doha (QAT)	18 FEB 2024
US	24.00	WEITZEIL Abbey	USA	Indianapolis, IN (USA)	1 JUL 2023
WJ	24.17	CURZAN Claire	TAC	Cary (USA)	14 MAY 2021

Final B

Rank	Lane	Name	Club Code	R.T.	Time	Time Behind
1	4	MANUEL Simone	TXLA	0.67	24.99	
2	3	LARSEN Caroline	UN-MN	0.74	25.50	0.51
3	5	RUCK Taylor	UN-AZ	0.64	25.55	0.56
4	6	LYON Lismar	SOFL	0.59	25.62	0.63
5	7	WEILER SASTRE Carmen	ESP	0.69	25.74	0.75
6	2	SPADONI Marina	UN-NT	0.60	25.94	0.95
7	1	TIGERT Leah	TSC	0.75	26.00	1.01
8	8	THOMAS Lucy	ALTO	0.64	26.09	1.10

Final A

Rank	Lane	Name	Club Code	R.T.	Time	Time Behind
1	4	WALSH Gretchen	NYAC	0.76	24.33	
=2	2	WASICK Kasia	UN-NT	0.69	24.47	0.14
=2	3	HUSKE Torri	AAC	0.60	24.47	0.14
4	5	DOUGLASS Kate	NYAC	0.68	24.72	0.39
5	6	ERISMAN Rylee	LAKR	0.69	24.91	0.58
6	7	PARKER Maxine	UN-VA	0.73	25.10	0.77
7	1	OLASEWERE Annam	CPAC	0.64	25.20	0.87
8	8	FOURNIER Sarah	CHI	0.68	25.50	1.17

Final C

Rank	Lane	Name	Club Code	R.T.	Time	Time Behind
1	1	SMITH Bree	MAC-NC	0.67	25.96	
2	4	MARTIN Caden	TAC	0.67	26.14	0.18
=3	3	PELAEZ Erika	EA	0.66	26.25	0.29
=3	6	ZALLEN Zara	UMIZ	0.65	26.25	0.29
5	5	HARVEY Emma	BER	0.66	26.27	0.31
6	8	HEIZER Abigail	SPAC	0.58	26.28	0.32
7	7	BROWN Amelia	UN-FL	0.65	26.73	0.77
8	2	HAGER Averie	SASA	0.67	26.74	0.78

Legend:

= Equal rank **AR** American Record **R.T.** Reaction Time **US** US Open Record
WJ World Junior Record **WR** World Record

Official Timekeeping by Omega





2025 TYR Pro Swim Series

Fort Lauderdale, FL

April 30 - May 3



Event 134 3 MAY 2025 - 7:26 PM

Men's 50m Freestyle

Final

Results

Event Number 34

	Record	Name	NAT Code	Location	Date
WR	20.91	CIELO Cesar	BRA	Sao Paulo (BRA)	18 DEC 2009
AR	21.04	DRESSEL Caeleb	GSC-FL	Omaha, NE (USA)	20 JUN 2021
US	21.04	DRESSEL Caeleb	GSC-FL	Omaha, NE (USA)	20 JUN 2021
WJ	21.75	ANDREW Michael	SUN	Indianapolis (USA)	25 AUG 2017
=WJ	21.75	ANDREW Michael	SUN	Indianapolis (USA)	26 AUG 2017

Final B

Rank	Lane	Name	Club Code	R.T.	Time	Time Behind
1	6	CONDORELLI Santo	UN-NT	0.66	22.39	
2	3	GUILIANO Chris	TXLA	0.60	22.41	0.02
3	1	KHARUN Ilya	UN-AZ	0.66	22.49	0.10
4	5	YOUNG David	UN-AZ	0.58	22.53	0.14
=5	7	BRATANOV Koko	TFA	0.68	22.56	0.17
=5	8	WHITFIELD Brendan	VT	0.67	22.56	0.17
7	2	SCHREUDERS Mikel	SUN	0.63	22.57	0.18
8	4	DOLAN Jack	SUN	0.68	22.65	0.26

Final A

Rank	Lane	Name	Club Code	R.T.	Time	Time Behind
1	4	BARNA Andrej	SRB	0.61	21.83	
2	5	ANDREW Michael	SUN	0.67	21.97	0.14
3	3	McCARTY Quintin	WOLF	0.65	22.13	0.30
4	2	KEBLYS Jokubas	LTU	0.66	22.15	0.32
5	8	DRESSEL Caeleb	GSC-FL	0.59	22.21	0.38
6	7	TAYLOR Lamar	UN-AR	0.64	22.26	0.43
7	1	PALMER Tommy	UN-AZ	0.64	22.30	0.47
8	6	CARTER Dylan	ATT	0.63	22.36	0.53

Final C

Rank	Lane	Name	Club Code	R.T.	Time	Time Behind
1	3	KOCH Julian	PITT	0.62	22.66	
2	4	KISIL Yuri	CAN	0.62	22.81	0.15
3	5	HOWAT Josh	NCAP	0.58	23.04	0.38
4	6	SMITH Sebastian	PATS	0.62	23.07	0.41
5	1	HOBSON Luke	TXLA	0.76	23.11	0.45
6	2	KRAVCHENKO Andy	BSS	0.59	23.13	0.47
7	8	SEIDER Quin	UN-AZ	0.68	23.15	0.49
8	7	PEREZ Emil	UN-FG	0.58	23.68	1.02

Legend:

= Equal record and rank **AR** American Record **R.T.** Reaction Time **US** US Open Record
WJ World Junior Record **WR** World Record

Official Timekeeping by Omega





2025 TYR Pro Swim Series

Fort Lauderdale, FL

April 30 - May 3

Swimming



C81A - Records Set by Event

As of SAT 3 MAY 2025

Event		Name	Club Code	Time	Record Type
Women's 400m Freestyle	Final A	LEDECKY Katie	GSC-FL	3:56.81	US
Women's 800m Freestyle	Heat 1	LEDECKY Katie	GSC-FL	8:04.12	WR,AR,US
Women's 50m Butterfly	Final A	WALSH Gretchen	NYAC	24.93	AR,US
Women's 100m Butterfly	Heat 8	WALSH Gretchen	NYAC	55.09	WR,AR,US
	Final A	WALSH Gretchen	NYAC	54.60	WR,AR,US

Legend:
AR American Record **US** US Open Record **WR** World Record

Official Timekeeping by Omega





2025 TYR Pro Swim Series

Fort Lauderdale, FL

April 30 - May 3

Swimming



C81B - Records Set by Record Type

As of SAT 3 MAY 2025

WORLD RECORD

Total number of World Records set: 3

Event		Name	Club Code	Time	Date
Women's 800m Freestyle	Heat 1	LEDECKY Katie	GSC-FL	8:04.12	3 MAY
Women's 100m Butterfly	Heat 8	WALSH Gretchen	NYAC	55.09	3 MAY
	Final A	WALSH Gretchen	NYAC	54.60	3 MAY

AMERICAN RECORD

Total number of American Records set: 4

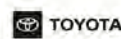
Event		Name	Club Code	Time	Date
Women's 800m Freestyle	Heat 1	LEDECKY Katie	GSC-FL	8:04.12	3 MAY
Women's 50m Butterfly	Final A	WALSH Gretchen	NYAC	24.93	2 MAY
Women's 100m Butterfly	Heat 8	WALSH Gretchen	NYAC	55.09	3 MAY
	Final A	WALSH Gretchen	NYAC	54.60	3 MAY

US OPEN RECORD

Total number of US Open Records set: 5

Event		Name	Club Code	Time	Date
Women's 400m Freestyle	Final A	LEDECKY Katie	GSC-FL	3:56.81	1 MAY
Women's 800m Freestyle	Heat 1	LEDECKY Katie	GSC-FL	8:04.12	3 MAY
Women's 50m Butterfly	Final A	WALSH Gretchen	NYAC	24.93	2 MAY
Women's 100m Butterfly	Heat 8	WALSH Gretchen	NYAC	55.09	3 MAY
	Final A	WALSH Gretchen	NYAC	54.60	3 MAY

Official Timekeeping by Omega





2025 TYR Pro Swim Series

Fort Lauderdale, FL

April 30 - May 3

Swimming



C81C - Records Set by Date

As of SAT 3 MAY 2025

Date	Event		Name	Club Code	Time	Record Type
THU 1 MAY	Women's 400m Freestyle	Final A	LEDECKY Katie	GSC-FL	3:56.81	US Open
FRI 2 MAY	Women's 50m Butterfly	Final A	WALSH Gretchen	NYAC	24.93	American
		Final A	WALSH Gretchen	NYAC	24.93	US Open
SAT 3 MAY	Women's 800m Freestyle	Heat 1	LEDECKY Katie	GSC-FL	8:04.12	World
		Heat 1	LEDECKY Katie	GSC-FL	8:04.12	American
		Heat 1	LEDECKY Katie	GSC-FL	8:04.12	US Open
	Women's 100m Butterfly	Heat 8	WALSH Gretchen	NYAC	55.09	World
		Heat 8	WALSH Gretchen	NYAC	55.09	American
		Heat 8	WALSH Gretchen	NYAC	55.09	US Open
		Final A	WALSH Gretchen	NYAC	54.60	World
		Final A	WALSH Gretchen	NYAC	54.60	American
		Final A	WALSH Gretchen	NYAC	54.60	US Open

Official Timekeeping by Omega

