

Race analysis  
**1500m Women**

START TIME  
**17:39 25 AUG 2024**

WORLD RECORD	3:49.04	KIPYEGON Faith	KEN	Paris (FRA)	7 JUL 2024
AREA RECORD	3:50.46	QU Yunxia	CHN	Beijing (CHN)	11 SEP 1993
AREA RECORD	3:50.83	HULL Jessica	AUS	Paris (FRA)	7 JUL 2024
WORLD LEAD	3:49.04	KIPYEGON Faith	KEN	Paris (FRA)	7 JUL 2024
DIAMOND LEAGUE RECORD	3:49.04	KIPYEGON Faith	KEN	Paris (FRA)	7 JUL 2024
MEETING RECORD	3:54.87	MESHESHA Hirut	ETH		16 JUL 2023

Rank	Name	Nat	Result	Time Behind
------	------	-----	--------	-------------

100m	200m	300m	400m	500m	600m	700m	800m	900m	1000m
1100m	1200m	1300m	1400m	Finish					

<b>1</b>	<b>WELTEJI Diribe</b>	<b>ETH</b>	<b>3:57.08</b>							
	15.3 (5)	31.1 (5)	46.8 (4)	1:02.8 (4)	1:19.1 (4)	1:35.7 (4)	1:52.0 (4)	2:08.3 (4)	2:24.5 (3)	2:41.1 (2)
		15.8	15.7	16.0	16.3	16.6	16.3	16.3	16.2	16.6
	2:57.0 (2)	3:13.0 (3)	3:28.1 (1)	3:42.9 (1)	3:57.08 (1)					
	15.9	16.0	15.1	14.8	14.1					
<b>2</b>	<b>HAILU Freweyni</b>	<b>ETH</b>	<b>3:57.88</b>				<b>0.80</b>			
	16.1 (15)	32.1 (15)	47.9 (13)	1:04.0 (13)	1:19.7 (7)	1:36.1 (7)	1:52.4 (7)	2:08.8 (7)	2:24.9 (6)	2:41.2 (3)
		16.0	15.8	16.1	15.7	16.4	16.3	16.4	16.1	16.3
	2:56.8 (1)	3:12.8 (1)	3:28.2 (3)	3:43.1 (2)	3:57.88 (2)					
	15.6	16.0	15.4	14.9	14.7					
<b>3</b>	<b>BELL Georgia</b>	<b>GBR</b>	<b>3:58.11</b>				<b>1.03</b>			
	15.5 (7)	31.3 (7)	47.1 (6)	1:03.2 (6)	1:19.4 (6)	1:36.0 (6)	1:52.3 (6)	2:08.6 (6)	2:24.7 (5)	2:41.3 (4)
		15.8	15.8	16.1	16.2	16.6	16.3	16.3	16.1	16.6
	2:57.2 (4)	3:13.2 (4)	3:28.2 (2)	3:43.1 (3)	3:58.11 (3)					
	15.9	16.0	15.0	14.9	15.0					
<b>4</b>	<b>COURTNEY-BRYANT Melissa</b>	<b>GBR</b>	<b>3:59.55</b>				<b>2.47</b>		<b>SB</b>	
	15.2 (4)	30.9 (4)	47.2 (7)	1:03.4 (7)	1:19.7 (8)	1:36.2 (8)	1:52.5 (8)	2:08.9 (8)	2:25.0 (7)	2:41.6 (7)
		15.7	16.3	16.2	16.3	16.5	16.3	16.4	16.1	16.6
	2:57.6 (7)	3:13.5 (7)	3:29.0 (6)	3:44.4 (5)	3:59.55 (4)					
	16.0	15.9	15.5	15.4	15.1					
<b>5</b>	<b>HEALY Sarah</b>	<b>IRL</b>	<b>3:59.65</b>				<b>2.57</b>			
	15.8 (12)	31.7 (11)	47.7 (11)	1:03.9 (11)	1:19.9 (11)	1:36.3 (9)	1:52.6 (9)	2:09.1 (10)	2:25.2 (9)	2:41.7 (8)
		15.9	16.0	16.2	16.0	16.4	16.3	16.5	16.1	16.5
	2:57.8 (9)	3:13.6 (9)	3:29.2 (7)	3:44.5 (6)	3:59.65 (5)					
	16.1	15.8	15.6	15.3	15.1					
<b>6</b>	<b>KAZIMIERSKA Klaudia</b>	<b>POL</b>	<b>3:59.95</b>				<b>2.87</b>		<b>PB</b>	
	15.9 (13)	31.9 (13)	48.0 (14)	1:04.1 (14)	1:20.3 (14)	1:36.8 (14)	1:53.0 (14)	2:09.6 (15)	2:25.8 (14)	2:42.2 (13)
		16.0	16.1	16.1	16.2	16.5	16.2	16.6	16.2	16.4
	2:58.1 (13)	3:14.0 (13)	3:29.3 (8)	3:44.7 (7)	3:59.95 (6)					
	15.9	15.9	15.3	15.4	15.2					
<b>7</b>	<b>EJORE Susan Lokayo</b>	<b>KEN</b>	<b>3:59.97</b>				<b>2.89</b>			
	15.4 (6)	31.2 (6)	47.0 (5)	1:02.9 (5)	1:19.3 (5)	1:35.7 (5)	1:52.1 (5)	2:08.5 (5)	2:24.7 (4)	2:41.4 (5)
		15.8	15.8	15.9	16.4	16.4	16.4	16.4	16.2	16.7
	2:57.4 (5)	3:13.4 (6)	3:28.7 (5)	3:44.1 (4)	3:59.97 (7)					
	16.0	16.0	15.3	15.4	15.8					

 Race analysis  
**1500m Women**

START TIME  
**17:39 25 AUG 2024**

Rank	Name	Nat					Result	Time Behind							
		100m	200m	300m	400m	500m	600m	700m	800m	900m	1000m				
		1100m	1200m	1300m	1400m	Finish									
<b>8</b>	<b>TANAKA Nozomi</b>	<b>JPN</b>					<b>4:00.34</b>	<b>3.26</b>							
	15.1 (3)	30.5 (3)	46.3 (3)	1:02.1 (3)	1:18.4 (3)	1:35.0 (3)	1:51.5 (3)	2:07.9 (3)	2:24.1 (1)	2:40.9 (1)					
	15.4	15.8	15.8	15.8	16.3	16.6	16.5	16.4	16.2	16.8					
	2:57.0 (3)	3:13.0 (2)	3:28.6 (4)	3:44.7 (8)	4:00.34 (8)										
	16.1	16.0	15.6	16.1	15.6										
<b>9</b>	<b>BILLINGS Sarah</b>	<b>AUS</b>					<b>4:00.41</b>	<b>3.33</b>							
	15.5 (8)	31.5 (8)	47.4 (9)	1:03.7 (9)	1:19.9 (10)	1:36.5 (11)	1:52.8 (11)	2:09.3 (12)	2:25.5 (11)	2:41.9 (11)					
	16.0	16.0	15.9	16.3	16.2	16.6	16.3	16.5	16.2	16.4					
	2:58.0 (12)	3:13.9 (12)	3:29.5 (11)	3:45.4 (11)	4:00.41 (9)										
	16.1	15.9	15.6	15.9	15.0										
<b>10</b>	<b>WALCOTT-NOLAN Reeve</b>	<b>GBR</b>					<b>4:00.41</b>	<b>3.33</b>							
	15.6 (9)	31.6 (10)	47.6 (10)	1:03.7 (10)	1:20.1 (12)	1:36.6 (12)	1:52.9 (12)	2:09.4 (13)	2:25.6 (13)	2:42.0 (12)					
	16.0	16.0	16.0	16.1	16.4	16.5	16.3	16.5	16.2	16.4					
	2:57.8 (10)	3:13.8 (11)	3:29.5 (12)	3:45.2 (9)	4:00.41 (10)										
	15.8	16.0	15.7	15.7	15.2										
<b>11</b>	<b>PÉREZ Marta</b>	<b>ESP</b>					<b>4:01.48</b>	<b>4.40</b>							
	15.7 (11)	31.8 (12)	47.8 (12)	1:03.9 (12)	1:20.1 (13)	1:36.7 (13)	1:52.9 (13)	2:09.2 (11)	2:25.3 (10)	2:41.8 (9)					
	16.1	16.1	16.0	16.1	16.2	16.6	16.2	16.3	16.1	16.5					
	2:57.9 (11)	3:13.8 (10)	3:29.7 (13)	3:45.7 (12)	4:01.48 (11)										
	16.1	15.9	15.9	16.0	15.7										
<b>12</b>	<b>HALL Linden</b>	<b>AUS</b>					<b>4:02.35</b>	<b>5.27</b>							
	15.6 (10)	31.5 (9)	47.4 (8)	1:03.6 (8)	1:19.8 (9)	1:36.5 (10)	1:52.7 (10)	2:09.0 (9)	2:25.1 (8)	2:41.6 (6)					
	15.9	15.9	15.9	16.2	16.2	16.7	16.2	16.3	16.1	16.5					
	2:57.4 (6)	3:13.3 (5)	3:29.5 (10)	3:46.0 (13)	4:02.35 (12)										
	15.8	15.9	16.2	16.5	16.3										
<b>13</b>	<b>McGEE Cory Ann</b>	<b>USA</b>					<b>4:02.79</b>	<b>5.71</b>							
	16.0 (14)	32.0 (14)	48.3 (15)	1:04.3 (15)	1:20.3 (15)	1:36.9 (15)	1:53.2 (15)	2:09.4 (14)	2:25.5 (12)	2:41.9 (10)					
	16.0	16.0	16.3	16.0	16.0	16.6	16.3	16.2	16.1	16.4					
	2:57.7 (8)	3:13.6 (8)	3:29.3 (9)	3:45.4 (10)	4:02.79 (13)										
	15.8	15.9	15.7	16.1	17.3										
	<b>PLOCINSKA Aleksandra</b>					<b>POL</b>					<b>DNF</b>				
	16.2 (16)	32.2 (16)	48.5 (16)	1:04.5 (16)	1:20.5 (16)	1:37.1 (16)	1:53.3 (16)	2:09.9 (16)	2:26.5 (15)	2:43.4 (14)					
	16.0	16.0	16.3	16.0	16.0	16.6	16.2	16.6	16.6	16.9					
	3:00.3 (14)														
	16.9														
	<b>SASÍNEK MÄKI Kristiina</b>					<b>CZE</b>					<b>DNF</b>				
	14.9 (2)	30.3 (2)	46.1 (2)	1:01.6 (2)	1:17.4 (2)	1:33.8 (2)	1:50.6 (2)	2:07.2 (2)	2:24.4 (2)						
	15.4	15.8	15.8	15.5	15.8	16.4	16.8	16.6	17.2						

 Race analysis  
**1500m Women**

START TIME  
**17:39 25 AUG 2024**

Rank	Name	Nat		Result		Time Behind					
		100m	200m	300m	400m	500m	600m	700m	800m	900m	1000m
		1100m	1200m	1300m	1400m	Finish					
	<b>IBARZABAL Lorea</b>					<b>ESP</b>		<b>DNF</b>			
		14.7 (1)	30.0 (1)	45.8 (1)	1:01.2 (1)	1:16.6 (1)	1:32.9 (1)	1:49.8 (1)	2:06.5 (1)		
			15.3	15.8	15.4	15.4	16.3	16.9	16.7		

**Weather conditions**

Temperature: 27 °C Humidity: 48 % Conditions: Partly cloudy


















**Legend**

**DNF** Did Not Finish **PB** Personal Best **PM** Pacemaker **SB** Season Best

Internet Service: [silesia.diamondleague.com](http://silesia.diamondleague.com)

Page 3 of 3

printed at SUN 25 AUG 2024 17:47

<small>PARTNER TYTUŁOWY</small>  <b>Województwo Śląskie</b>	<small>WSPÓŁORGANIZATORZY</small>  <b>STADION ŚLĄSKI</b>	<small>ORGANIZATOR</small>  <b>WORLD ATHLETICS</b> FOUNDING PARTNER	<small>ORGANIZATOR</small>  <b>TRIBUNA ŚLĄSKA</b>	<small>INSTYTUCJE WSPÓŁFINANSUJĄCE</small>  <b>Ministerstwo Sportu i Turystyki</b>	 <b>Państwowy Fundusz Rehabilitacji Osób Niepełnosprawnych</b>	 <b>Polska ORGANIZACJA TURYSTYCZNA</b>
<small>PARTNERZY</small>  <b>万达 WANDA</b>	 <b>OMEGA</b>	<small>SPONSORZY</small>  <b>4F</b>	 <b>PZU</b>	 <b>Mercedes-Benz Duda-Cars</b>	 <b>Poland.Travel</b>	 <b>PZLA</b>
					 <b>pentagon research</b>	 <b>TVP SPORT</b>