

Race analysis 1500m Women

START TIME
22:37 **30 AUG 2024**

WORLD RECORD	3:49.04	KIPYEGON Faith	KEN	Paris (FRA)	7 JUL 2024
AREA RECORD	3:50.46	QU Yunxia	CHN	Beijing (CHN)	11 SEP 1993
AREA RECORD	3:50.83	HULL Jessica	AUS	Paris (FRA)	7 JUL 2024
WORLD LEAD	3:49.04	KIPYEGON Faith	KEN	Paris (FRA)	7 JUL 2024
DIAMOND LEAGUE RECORD	3:49.04	KIPYEGON Faith	KEN	Paris (FRA)	7 JUL 2024
MEETING RECORD	3:49.11	KIPYEGON Faith	KEN		2 JUN 2023

Rank	Name	Nat	Result										Time Behind	
			100m	200m	300m	400m	500m	600m	700m	800m	900m	1000m		
			1100m	1200m	1300m	1400m	Finish							
1	KIPYEGON Faith	KEN	3:52.89											
	14.5 (2)	29.4 (2)	44.8 (3)	1:00.4 (3)	1:16.7 (3)	1:32.9 (3)	1:48.8 (3)	2:05.2 (2)	2:21.3 (1)	2:37.1 (1)				
	15.6	14.9	15.4	15.6	16.3	16.2	15.9	16.4	16.1	15.8				
	2:52.7 (1)	3:08.2 (1)	3:23.6 (1)	3:38.3 (1)	3:52.89 (1)									
	15.6	15.5	15.4	14.7	14.5									
2	HAILU Freweyni	ETH	3:54.16										1.27	
	15.3 (14)	30.5 (11)	45.5 (7)	1:01.1 (6)	1:17.2 (6)	1:33.6 (6)	1:49.2 (5)	2:05.7 (6)	2:21.9 (5)	2:37.8 (5)				
	15.6	15.2	15.0	15.6	16.1	16.4	15.6	16.5	16.2	15.9				
	2:53.4 (5)	3:08.7 (4)	3:24.2 (4)	3:39.3 (3)	3:54.16 (2)									
	15.6	15.3	15.5	15.1	14.8									
3	HAYLOM Birke	ETH	3:54.79										1.90	
	14.6 (3)	29.6 (3)	44.6 (2)	1:00.3 (2)	1:16.5 (2)	1:32.8 (2)	1:48.6 (2)	2:05.4 (3)	2:21.7 (3)	2:37.6 (3)				
	15.5	15.0	15.0	15.7	16.2	16.3	15.8	16.8	16.3	15.9				
	2:53.1 (3)	3:08.6 (3)	3:24.0 (3)	3:39.6 (4)	3:54.79 (3)									
	15.5	15.5	15.4	15.6	15.1									
4	HULL Jessica	AUS	3:54.98										2.09	
	14.8 (5)	30.0 (6)	45.3 (5)	1:00.9 (5)	1:16.9 (4)	1:33.1 (4)	1:48.9 (4)	2:05.4 (4)	2:21.5 (2)	2:37.3 (2)				
	15.6	15.2	15.3	15.6	16.0	16.2	15.8	16.5	16.1	15.8				
	2:52.9 (2)	3:08.4 (2)	3:23.8 (2)	3:39.0 (2)	3:54.98 (4)									
	15.6	15.5	15.4	15.2	15.9									
5	CHEPCHIRCHIR Nelly	KEN	3:56.14										3.25	
	14.8 (6)	30.0 (5)	45.5 (6)	1:01.2 (7)	1:17.3 (7)	1:33.9 (8)	1:49.3 (6)	2:05.6 (5)	2:21.8 (4)	2:37.7 (4)				
	15.6	15.2	15.5	15.7	16.1	16.6	15.4	16.3	16.2	15.9				
	2:53.3 (4)	3:09.0 (5)	3:24.8 (5)	3:40.6 (5)	3:56.14 (5)									
	15.6	15.7	15.8	15.8	15.5									

<small>SERIES TITLE PARTNER</small> 	<small>PRESENTING PARTNER</small> 	<small>OFFICIAL TRAIN</small> 	<small>MAIN PARTNER</small> 	<small>OFFICIAL TIMEKEEPER</small>
<small>OFFICIAL SUPPLIERS</small> 		<small>MEDIA PARTNER</small> 		

<small>PUBLIC INSTITUTION</small> 		<small>WFP United Nations World Food Programme</small> 		<small>ORGANIZATION</small> 	
---------------------------------------	--	--	--	---------------------------------	--

Race analysis 1500m Women

START TIME
22:37 30 AUG 2024

Rank	Name	Nat	Result										Time Behind	
			100m	200m	300m	400m	500m	600m	700m	800m	900m	1000m		
			1100m	1200m	1300m	1400m	Finish							
6	VISSA Sintayehu	ITA	3:58.12										5.23	
			15.1 (12)	30.6 (12)	46.0 (11)	1:01.7 (11)	1:17.8 (12)	1:34.4 (12)	1:50.5 (12)	2:06.6 (12)	2:22.8 (10)	2:39.2 (10)		
			15.8	15.5	15.4	15.7	16.1	16.6	16.1	16.1	16.2	16.4		
			2:55.0 (9)	3:10.7 (9)	3:26.4 (8)	3:42.6 (7)	3:58.12 (6)							
			15.8	15.7	15.7	16.2	15.5							
7	MESELE Worknesh	ETH	3:58.15										5.26	
			14.7 (4)	29.8 (4)	45.1 (4)	1:00.7 (4)	1:17.1 (5)	1:33.4 (5)	1:49.3 (7)	2:05.9 (7)	2:22.1 (6)	2:38.1 (6)		
			15.1	15.1	15.3	15.6	16.4	16.3	15.9	16.6	16.2	16.0		
			2:53.9 (6)	3:09.9 (6)	3:26.2 (6)	3:42.4 (6)	3:58.15 (7)							
			15.8	16.0	16.3	16.2	15.7							
8	HEALY Sarah	IRL	3:58.42										5.53	
			14.9 (8)	30.2 (7)	45.9 (10)	1:01.6 (10)	1:17.5 (9)	1:34.1 (9)	1:50.3 (11)	2:06.5 (10)	2:22.7 (9)	2:39.1 (9)		
			15.3	15.3	15.7	15.7	15.9	16.6	16.2	16.2	16.2	16.4		
			2:55.1 (10)	3:10.9 (10)	3:26.6 (10)	3:42.8 (10)	3:58.42 (8)							
			16.0	15.8	15.7	16.2	15.6							
9	WALCOTT-NOLAN Reeve	GBR	3:58.68										5.79	
			15.0 (10)	30.6 (13)	46.3 (14)	1:02.2 (14)	1:18.0 (13)	1:34.5 (13)	1:50.6 (13)	2:06.7 (13)	2:23.0 (11)	2:39.4 (12)		
			15.6	15.6	15.7	15.9	15.8	16.5	16.1	16.1	16.3	16.4		
			2:55.5 (12)	3:11.1 (11)	3:26.8 (11)	3:42.9 (11)	3:58.68 (9)							
			16.1	15.6	15.7	16.1	15.7							
10	HALL Linden	AUS	3:58.84										5.95	
			15.1 (11)	30.4 (9)	46.1 (12)	1:01.8 (12)	1:17.7 (11)	1:34.3 (11)	1:50.2 (10)	2:06.3 (9)	2:22.5 (8)	2:38.8 (8)		
			15.3	15.3	15.7	15.7	15.9	16.6	15.9	16.1	16.2	16.3		
			2:54.8 (8)	3:10.5 (7)	3:26.3 (7)	3:42.6 (8)	3:58.84 (10)							
			16.0	15.7	15.8	16.3	16.2							
11	BATTOCLETTI Nadia	ITA	3:59.19										6.30	PB
			14.8 (7)	30.4 (10)	46.1 (13)	1:02.0 (13)	1:18.3 (14)	1:34.9 (15)	1:51.2 (15)	2:07.5 (15)	2:24.3 (14)	2:41.0 (14)		
			15.6	15.6	15.7	15.9	16.3	16.6	16.3	16.3	16.8	16.7		
			2:57.7 (15)	3:13.3 (14)	3:28.8 (14)	3:44.1 (12)	3:59.19 (11)							
			16.7	15.6	15.5	15.3	15.0							
12	TANAKA Nozomi	JPN	3:59.69										6.80	SB
			15.0 (9)	30.2 (8)	45.6 (8)	1:01.4 (9)	1:17.3 (8)	1:33.7 (7)	1:49.8 (8)	2:06.1 (8)	2:22.3 (7)	2:38.5 (7)		
			15.2	15.2	15.4	15.8	15.9	16.4	16.1	16.3	16.2	16.2		
			2:54.6 (7)	3:10.6 (8)	3:26.6 (9)	3:42.8 (9)	3:59.69 (12)							
			16.1	16.0	16.0	16.2	16.8							

<small>SERIES TITLE PARTNER</small> 	<small>PRESENTING PARTNER</small> 	<small>OFFICIAL TRAIN</small> 	<small>MAIN PARTNER</small> 	<small>OFFICIAL TIMEKEEPER</small>
<small>OFFICIAL SUPPLIERS</small> 		<small>OFFICIAL SUPPLIERS</small> 		<small>MEDIA PARTNER</small>

<small>PUBLIC INSTITUTION</small> 		<small>United Nations World Food Programme</small> 		<small>ORGANIZATION</small> 	
---------------------------------------	--	--	--	---------------------------------	--

Race analysis
1500m Women

START TIME

22:37

30 AUG 2024

Rank	Name		Nat	Result					Time Behind		
	100m	200m		300m	400m	500m	600m	700m	800m	900m	1000m
	1100m	1200m	1300m	1400m	Finish						
13	GETACHEW Nigist		ETH	4:01.69					8.80		
	15.2 (13)	30.7 (14)	45.8 (9)	1:01.3 (8)	1:17.5 (10)	1:34.2 (10)	1:50.0 (9)	2:06.5 (11)	2:23.0 (12)	2:39.4 (11)	
		15.5	15.1	15.5	16.2	16.7	15.8	16.5	16.5	16.4	
	2:55.3 (11)	3:11.6 (13)	3:28.2 (13)	3:44.8 (14)	4:01.69 (13)						
	15.9	16.3	16.6	16.6	16.8						
14	CAVALLI Ludovica		ITA	4:02.60					9.71		
	15.4 (15)	30.8 (15)	46.5 (15)	1:02.4 (15)	1:18.6 (16)	1:35.0 (16)	1:51.5 (16)	2:07.7 (16)	2:24.5 (15)	2:41.2 (15)	
		15.4	15.7	15.9	16.2	16.4	16.5	16.2	16.8	16.7	
	2:57.5 (14)	3:13.9 (15)	3:30.1 (15)	3:46.3 (15)	4:02.60 (14)						
	16.3	16.4	16.2	16.2	16.3						
15	PÉREZ Marta		ESP	4:02.80					9.91		
	15.5 (16)	31.0 (16)	46.7 (16)	1:02.7 (16)	1:18.5 (15)	1:34.7 (14)	1:50.8 (14)	2:07.0 (14)	2:23.2 (13)	2:39.7 (13)	
		15.5	15.7	16.0	15.8	16.2	16.1	16.2	16.2	16.5	
	2:55.7 (13)	3:11.6 (12)	3:27.6 (12)	3:44.6 (13)	4:02.80 (15)						
	16.0	15.9	16.0	17.0	18.2						
	NANYONDO Winnie		UGA	DNF							
	14.4 (1)	29.1 (1)	44.3 (1)	1:00.0 (1)	1:16.3 (1)	1:32.5 (1)	1:48.0 (1)	2:04.2 (1)			
		14.7	15.2	15.7	16.3	16.2	15.5	16.2			

Weather conditions

Temperature:

28 °C

Humidity:

53 %

Conditions:

Sky Clear

Legend

DNF Did Not Finish

PB Personal Best








PM Pacemaker

SB Season Best

Internet Service: rome.diamondleague.com

Page 3 of 3

printed at FRI 30 AUG 2024 22:47

SERIES TITLE PARTNER 	PRESENTING PARTNER 	OFFICIAL TRAIN 	MAIN PARTNER 	OFFICIAL TIMEKEEPER 
OFFICIAL SUPPLIERS  		MEDIA PARTNER 		

PUBLIC INSTITUTION   	ORGANIZATION   
---	---