

Result lists

TIMING, RESULTS SERVICE &
DISTANCE MEASUREMENT BY



100m Men

Start Time: 20:01

Wind: +0.2 m/s

Rank	Name	Nat	Date of Birth	Lane	Reaction time	Result
1	SIMBINE Akani	RSA	21 SEP 1993	5	0.145	9.99
2	OMANYALA Ferdinand	KEN	2 JAN 1996	3	0.149	10.13
3	AZU Jeremiah	GBR	15 MAY 2001	7	0.137	10.17 SB
4	COLEMAN Christian	USA	6 MAR 1996	4	0.149	10.18 (.175)
5	KENNEDY Lachlan	AUS	4 NOV 2003	10	0.141	10.18 (.176)
6	ESEME Emmanuel	CMR	17 AUG 1993	8	0.166	10.19 SB
7	TEBOGO Letsile	BOT	7 JUN 2003	6	0.159	10.20 SB
8	XIE Zhenye	CHN	17 AUG 1993	9	0.145	10.23 SB
9	WATSON Rohan	JAM	29 APR 2002	1	0.150	10.31 SB
10	SANI BROWN Abdul Hakim	JPN	6 MAR 1999	2	0.163	10.42 SB

400m Men

Start Time: 19:04

Rank	Name	Nat	Date of Birth	Lane	Reaction time	Result
1	NDORI Bayapo	BOT	20 JUN 1999	7	0.182	44.25 MR SB
2	BAILEY Christopher	USA	29 MAY 2000	5	0.164	44.27 PB
3	KEBINATSHIPI Busang Collen	BOT	13 FEB 2004	8	0.169	44.53 SB
4	JAMES Kirani	GRN	1 SEP 1992	6	0.150	44.89 SB
5	DOOM Alexander	BEL	25 APR 1997	3	0.162	44.92 SB
6	NORWOOD Vernon	USA	10 APR 1992	4	0.160	45.03
7	PILLAY Lythe	RSA	25 FEB 2003	2	0.158	45.28
8	INGVALDSEN Håvard Bentsdal	NOR	21 SEP 2002	9	0.171	45.33 SB
9	WUMAIER Ailixier	CHN	25 MAY 2006	1	0.208	46.15 SB

Result lists

3000m Steeplechase Men

Start Time: 20:33

Rank	Name	Nat	Date of Birth	Order	Result
1	FIREWU Samuel	ETH	3 MAY 2004	13	8:05.61 MR WL
2	EL BAKKALI Soufiane	MAR	7 JAN 1996	15	8:06.66 SB
3	KOECH Simon Kiprop	KEN	10 JUN 2003	7	8:07.12 SB
4	SEREM Edmund	KEN	27 DEC 2007	5	8:08.50 PB
5	AMARE Hailemariam (PM)	ETH	22 FEB 1997	17	8:09.95 SB
6	MIURA Ryuji	JPN	11 FEB 2002	9	8:10.11 SB
7	KIBIWOT Abraham	KEN	6 APR 1996	14	8:10.13 SB
8	DUGUNA Samuel	ETH	20 SEP 2003	6	8:10.87 PB
9	JHINAOUI Mohamed Amin	TUN	2 APR 1997	11	8:11.18 SB
10	ARCE Daniel	ESP	22 APR 1992	10	8:11.64 SB
11	DARU Nicolas-Marie	FRA	21 OCT 1988	3	8:11.78 PB
12	SIME Abrham	ETH	7 NOV 2001	12	8:12.05 SB
13	SABLE Avinash Mukund	IND	13 SEP 1994	8	8:22.59 SB
14	MAGNUSSON Leo	SWE	4 FEB 1998	4	8:23.31 SB
15	CARABAÑA Nahuel	AND	10 NOV 1999	2	8:30.59 SB
16	TINDOUFT Mohamed	MAR	12 MAR 1993	1	8:37.14 SB
	BOUASSEL Abderrafia (PM)	MAR	18 FEB 2001	16	DNF

Intermediate times:: 1000m 2:41.64 BOUASSEL Abderrafia (MAR)
2000m 5:26.29 AMARE Hailemariam (ETH)

110m Hurdles Men

Start Time: 19:40

Wind: +0.3 m/s

Rank	Name	Nat	Date of Birth	Lane	Reaction time	Result
1	TINCH Cordell	USA	13 JUL 2000	2	0.158	13.06 WL
2	MURATAKE Rachid	JPN	6 FEB 2002	3	0.167	13.14 SB
3	LIU Junxi	CHN	11 DEC 2003	1	0.159	13.24 PB
4	CRITTENDEN Freddie	USA	3 AUG 1994	7	0.150	13.28 SB
5	ROBERTS Daniel	USA	13 NOV 1997	5	0.155	13.35 SB
6	LLOPIS Enrique	ESP	15 OCT 2000	4	0.148	13.36 SB
7	XU Zhuoyi	CHN	21 AUG 2003	9	0.153	13.37 SB
8	IZUMIYA Shunsuke	JPN	26 JAN 2000	10	0.152	13.39 SB
9	PARCHMENT Hansle	JAM	17 JUN 1990	8	0.150	13.49 SB
10	HOLLOWAY Grant	USA	19 NOV 1997	6	0.153	13.72

Result lists

300m Hurdles Men

Start Time: 20:52

Rank	Name	Nat	Date of Birth	Lane	Result
1	WARHOLM Karsten	NOR	28 FEB 1996	7	33.05 WR WBP MR
2	LIMA Matheus	BRA	1 JUN 2003	4	33.98 SB
3	TOYODA Ken	JPN	15 OCT 2002	1	34.22 SB
4	AKÇAM Berke	TUR	10 APR 2002	2	34.50 PB
5	BENGTSTRÖM Carl	SWE	13 JAN 2000	5	34.75 SB
6	McMASTER Kyron	IVB	3 JAN 1997	6	34.95 (.944) SB
7	XIE Zhiyu	CHN	24 MAR 2000	3	34.95 (.946) SB
8	ALLEN CJ	USA	14 FEB 1995	8	34.96 PB
9	DRUMMOND Gerald	CRC	5 SEP 1994	9	35.61 SB

Pole Vault Men

Start Time: 18:35

Rank	Name	Nat	Date of Birth	Order	Result
1	DUPLANTIS Armand	SWE	10 NOV 1999	11	5.92
2	KARALIS Emmanouil	GRE	20 OCT 1999	10	5.82
3	VLOON Menno	NED	11 MAY 1994	5	5.82
4	BROEDERS Ben	BEL	21 JUN 1995	2	5.72
5	SASMA Ersu	TUR	30 SEP 1999	7	5.72
6	MARSCHALL Kurtis	AUS	25 APR 1997	6	5.62
7	OBIENA Ernest John	PHI	17 NOV 1995	8	5.62
8	KENDRICKS Sam	USA	7 SEP 1992	9	5.62
9	LI Chenyang	CHN	12 MAY 2003	1	5.42
10	HUANG Bokai	CHN	26 SEP 1996	4	5.42
	GUTTORMSEN Sondre	NOR	1 JUN 1999	3	DNS

	5.42	5.62	5.72	5.82	5.92	6.01
1 DUPLANTIS A	-	o	-	o	o	xxx
2 KARALIS E	-	o	-	o	xxf	-
3 VLOON M	xo	o	xxo	o	xxx	-
4 BROEDERS B	xo	xxo	o	xxx	-	-
5 SASMA E	-	xo	xxo	xxx	xxx	-
6 MARSCHALL K	o	o	xxx	-	-	-
7 OBIENA E J	o	xo	xxx	-	-	-
8 KENDRICKS S	xo	xxo	xxf	-	-	-
9 LI C	o	xxx	-	-	-	-
10 HUANG B	xo	xxx	-	-	-	-
GUTTORMSEN S	-	-	-	-	-	-

Result lists

Long Jump Men

Start Time: 19:39

Rank	Name	Nat	Date of Birth	Order	Result
1	ZHANG Mingkun	CHN	20 OCT 2000	1	8.18
2	ADCOCK Liam	AUS	21 JUN 1996	6	8.15
3	DENDY Marquis	USA	17 NOV 1992	7	8.10 SB
4	SHU Heng	CHN	22 MAY 2004	4	8.08
5	PINNOCK Wayne	JAM	24 OCT 2000	2	8.06
6	GRIMES Isaac	USA	7 FEB 1998	10	7.96
7	SARĀBOYUKOV Bozhidar	BUL	6 AUG 2004	5	7.94
8	GAYLE Tajay	JAM	2 AUG 1996	3	7.90
9	DAVIS Jeremiah	USA	31 AUG 2001	9	7.87
10	ANVAROV Anvar	UZB	22 OCT 2000	8	7.87 SB

		1	2	3	4	5	6
1	ZHANG M	7.89 (-0.3)	7.90 (-0.6)	7.98 (-0.3)	7.76 (-0.5)	8.18 (-0.5)	-
2	ADCOCK L	7.99 (+1.3)	8.14 (+0.2)	8.15 (-0.1)	-	7.92 (0.0)	8.05 (-0.2)
3	DENDY M	x (+1.2)	x (+0.7)	8.10 (+0.3)	7.80 (-0.7)	-	7.93 (-0.6)
4	SHU H	x (+1.2)	7.94 (-0.2)	8.08 (-0.3)	8.04 (+0.5)	x (-0.8)	
5	PINNOCK W	7.98 (+0.7)	7.94 (0.0)	7.94 (0.0)	8.04 (-0.2)	8.06 (-0.5)	
6	GRIMES I	7.87 (+0.3)	x (-0.5)	7.96 (+0.2)	7.76 (+0.1)	7.88 (-0.3)	
7	SARĀBOYUKOV B	7.94 (+1.0)	7.82 (-0.6)	x (-0.6)	x (+0.2)	x (0.0)	
8	GAYLE T	x (+1.1)	7.82 (-0.3)	7.90 (-0.3)	7.86 (+0.6)	7.89 (-0.6)	
9	DAVIS J	7.69 (+1.0)	x (+0.3)	7.87 (+0.9)			
10	ANVAROV A	7.87 (+1.0)	x (-0.2)	x (+0.3)			

Triple Jump Men

Start Time: 17:46

Rank	Name	Nat	Date of Birth	Order	Result
1	SCOTT Jordan	JAM	29 JUN 1997	5	17.27 PB
2	ZHU Yaming	CHN	4 MAY 1994	1	17.03
3	SCOTT Donald	USA	23 FEB 1992	7	16.85 SB
4	SU Wen	CHN	10 FEB 1999	3	16.78
5	OLIVIER Ethan	NZL	7 AUG 2005	8	16.52
6	MURPHY Connor	AUS	22 OCT 2001	9	16.50
7	MANE Salif	USA	12 DEC 2001	4	16.44 SB
8	ZANGO Hugues Fabrice	BUR	25 JUN 1993	2	16.41
9	PEREIRA Tiago	POR	19 SEP 1993	6	15.87

		1	2	3	4	5	6
1	SCOTT J	x (-1.3)	x (+0.6)	16.58 (+0.5)	17.27 (+0.9)	x (+0.9)	17.02 (+1.1)
2	ZHU Y	x (-0.5)	x (-0.2)	16.73 (+1.0)	17.03 (+1.3)	x (+0.9)	x (+0.9)
3	SCOTT D	16.15 (-0.6)	x (+1.0)	14.83 (+0.1)	16.62 (+1.2)	16.85 (+1.2)	15.63 (+0.7)
4	SU W	x (-0.7)	16.76 (+0.5)	16.78 (+0.6)	x (+1.2)	x (+1.2)	
5	OLIVIER E	15.65 (-1.2)	16.52 (+0.6)	x (+0.8)	x (+0.6)	15.97 (+1.5)	
6	MURPHY C	15.78 (-1.4)	15.75 (+0.4)	16.05 (+0.5)	16.50 (+1.4)	16.15 (+0.5)	
7	MANES	16.44 (-0.6)	-	-	r		
8	ZANGO HF	16.14 (-0.8)	16.14 (+0.5)	16.41 (+1.0)	x (+1.1)	16.14 (+0.9)	
9	PEREIRA T	x (-1.1)	x (+0.5)	15.87 (+1.0)			

Result lists

100m Men

Calculated result

Start Time: 18:30

Rank	Name	Nat	Date of Birth	Lane	Result
1	ZHANG Tao	CHN	23 AUG 2003	5	10.55
2	CHEN Yuhui	CHN	2 OCT 2004	8	10.79
3	CHEN Peirong	CHN	31 JAN 2001	10	10.92 (.911)
4	ZHEMG Yongyuan	CHN	9 NOV 2000	3	10.92 (.914)
5	CHEN Zhu Yu	CHN	25 OCT 2006	3	10.95
6	ZENG Zhihan	CHN	13 OCT 2009	4	10.98
7	WANG Xiaoyan	CHN	28 APR 1991	2	11.01
8	AIERTAMU Aizihaer	CHN	16 JUN 2001	8	11.03
9	FANG Haoyang	CHN	11 DEC 2003	9	11.04
10	CUI Kunlun	CHN	16 MAR 1997	9	11.06
11	ZHANG Zhen	CHN	16 MAR 2003	6	11.14
12	LIU Dian	CHN	5 FEB 2005	4	11.33
13	XIE Chengqi	CHN	2 JUL 2008	1	11.35
14	KUANG Yiqian	CHN	18 APR 2009	2	11.41
15	BU Yunhan	CHN	23 SEP 1984	10	11.43
16	HU Zhenyu	CHN	10 OCT 2007	1	11.45
17	LIU Siyuan	CHN		7	11.56
18	LIU Renyuan	CHN	23 JUN 1988	6	11.97
19	ZHANG Chenshuo	CHN	24 NOV 2002	7	12.19
	KE Yuxiang	CHN		5	DNS

100m Men

National - Heat A

Start Time: 18:30

Wind: +0.5 m/s

Rank	Name	Nat	Date of Birth	Lane	Reaction time	Result
1	ZHANG Tao	CHN	23 AUG 2003	5	0.156	10.55
2	CHEN Zhu Yu	CHN	25 OCT 2006	3	0.198	10.95
3	WANG Xiaoyan	CHN	28 APR 1991	2	0.199	11.01
4	AIERTAMU Aizihaer	CHN	16 JUN 2001	8	0.179	11.03
5	CUI Kunlun	CHN	16 MAR 1997	9	0.167	11.06
6	LIU Dian	CHN	5 FEB 2005	4	0.158	11.33
7	BU Yunhan	CHN	23 SEP 1984	10	0.207	11.43
8	HU Zhenyu	CHN	10 OCT 2007	1	0.173	11.45
9	LIU Siyuan	CHN		7	0.200	11.56
10	LIU Renyuan	CHN	23 JUN 1988	6	0.197	11.97

Result lists

100m Men

National - Heat B

Start Time: 18:40


Wind: +0.3 m/s

Rank	Name	Nat	Date of Birth	Lane	Reaction time	Result
1	CHEN Yuhui	CHN	2 OCT 2004	8	0.154	10.79
2	CHEN Peirong	CHN	31 JAN 2001	10	0.211	10.92 (.911)
3	ZHEMG Yongyuan	CHN	9 NOV 2000	3	0.151	10.92 (.914)
4	ZENG Zhihan	CHN	13 OCT 2009	4	0.160	10.98
5	FANG Haoyang	CHN	11 DEC 2003	9	0.141	11.04
6	ZHANG Zhen	CHN	16 MAR 2003	6	0.146	11.14
7	XIE Chengqi	CHN	2 JUL 2008	1	0.194	11.35
8	KUANG Yiqian	CHN	18 APR 2009	2	0.163	11.41
9	ZHANG Chenshuo	CHN	24 NOV 2002	7	0.191	12.19
	KE Yuxiang	CHN		5		DNS

3000m Men

National

Start Time: 17:50

Rank	Name	Nat	Date of Birth	Order	Result
1	XIE Mingjie	CHN	28 AUG 2009	9	8:47.31 
2	ZHAN Zhao	CHN	21 OCT 2009	15	8:53.26
3	JIAN Ping	CHN	5 AUG 2010	8	8:54.30
4	ZHANG Wenzhui	CHN	31 OCT 2000	5	8:55.82
5	YE Zhilong	CHN	5 NOV 2007	10	9:01.75
6	WANG Xiaokan	CHN	29 FEB 1984	1	9:22.17
7	ZHANG Tangzhi	CHN	27 MAR 2009	17	9:27.99
8	YE Jiajun	CHN	16 SEP 2008	16	9:30.02
9	LI Yanjiang	CHN	13 OCT 1989	18	9:31.47
10	CHEN Bolong	CHN	27 JAN 2010	12	9:33.91
11	ZHOU Zhiheng	CHN	18 JAN 2008	14	9:37.84
12	ZHANG Lijian	CHN	12 JUN 2005	3	9:56.55
13	CHEN Zehang	CHN	10 NOV 1996	2	10:11.83
14	WANG Chenye	CHN	26 AUG 2009	13	10:32.02
15	CHEN Weijie	CHN	13 JUL 2005	6	10:32.94
16	LIU Dazhuang	CHN	8 JUN 2003	7	10:38.55
17	CHEN Yitian	CHN	2 FEB 2006	4	10:51.78
	MENG Zisheng	CHN	11 OCT 2008	11	DNS

Intermediate times: 1000m 2:58.52 YE Zhilong (CHN)
2000m 6:02.05 YE Zhilong (CHN)

Result lists

300m Hurdles Men

National

Start Time: 18:09

Rank	Name	Nat	Date of Birth	Lane	Result
1	CAI Yuchen	CHN	21 NOV 2005	2	36.84
2	CHEN Yuheng	CHN	6 MAY 2005	9	38.78
3	HUANG Zhanjie	CHN	1 APR 1997	7	39.87
4	YANG Shurui	CHN	7 APR 2008	8	40.59
5	WU Zesong	CHN	9 SEP 2003	3	41.91
6	LIU Donghui	CHN	8 JUN 1996	4	42.23
7	CHEN Zhengmao	CHN	22 FEB 2001	5	42.63
8	WANG Zhenzhu	CHN	21 MAR 2002	1	44.25
9	CHEN Zhen	CHN	30 NOV 1991	6	46.10

4x100m Relay Men

University

Start Time: 17:25

Rank	Nat	Nation	Lane	Reaction time	Result
1	CHN	XIAMEN SPORTS SCHOOL	5	0.148	41.99 MR
2	CHN	HQU UNIVERSITY 1	2	0.143	42.22
3	CHN	HQU UNIVERSITY 2	3	0.165	42.33
4	CHN	XIAMEN XINDIAN MIDDLE SCHOOL	8	0.186	42.59
5	CHN	ANHUI NORMAL UNIVERSITY	1	0.150	42.62
6	CHN	JIMEI UNIVERSITY 1	6	0.148	43.24
7	CHN	HUBEI UNIVERSITY	4	0.138	43.34
	CHN	JIMEI UNIVERSITY 2	7	0.195	DQ TR24.7

200m Women

Start Time: 19:50

Wind: +0.4 m/s

Rank	Name	Nat	Date of Birth	Lane	Reaction time	Result
1	BATTLE Anavia	USA	28 MAR 1999	7	0.145	22.41 MR SB
2	JACKSON Shericka	JAM	16 JUL 1994	6	0.160	22.79 SB
3	PRANDINI Jenna	USA	20 NOV 1992	4	0.178	22.97 SB
4	CHEN Yujie	CHN	29 DEC 2008	1	0.172	22.99 PB
5	HUNT Amy	GBR	15 MAY 2002	3	0.163	23.06 SB
6	GBAI Jessika	CIV	29 DEC 1998	8	0.134	23.14 SB
7	LI Yuting	CHN	3 MAY 2002	2	0.158	23.37
8	TERRY Twanisha	USA	24 JAN 1999	9	0.178	23.50 SB
9	KAMBUNDJI Mujinga	SUI	17 JUN 1992	5	0.114	23.51 SB

Result lists

1000m Women

Start Time: 20:10

Rank	Name	Nat	Date of Birth	Order	Result
1	KIPYEGON Faith	KEN	10 JAN 1994	11	2:29.21 MR WL
2	CALDWELL Abbey	AUS	3 JUL 2001	6	2:32.94 AR
3	BILLINGS Sarah	AUS	7 MAR 1998	3	2:33.45 (.449) PB
4	HURTA-KLECKER Sage	USA	23 JUN 1998	7	2:33.45 (.450) PB
5	GOULE-TOPPIN Natoya	JAM	30 MAR 1991	8	2:34.71 SB
6	THOMAS Carley	AUS	26 DEC 2000	1	2:35.06 PB
7	ALEMU Habitam	ETH	9 JUL 1997	5	2:37.01 SB
8	YARIGO Noélie	BEN	26 DEC 1985	2	2:39.16 SB
9	OBOYA Bendere	AUS	17 APR 2000	4	2:41.83 SB
	NAKAAYI Halimah	(PM) UGA	16 OCT 1994	10	DNF
	WALLACE Erin	(PM) GBR	18 MAY 2000	9	DNF

Intermediate times:: 400m 59.38 WALLACE Erin (GBR)
800m 1:59.69 KIPYEGON Faith (KEN)

5000m Women

Start Time: 19:15

Rank	Name	Nat	Date of Birth	Order	Result
1	CHEBET Beatrice	KEN	5 MAR 2000	2-4	14:27.12 MR WL
2	TSEGAY Gudaf	ETH	23 JAN 1997	2-3	14:28.18 SB
3	HAYLOM Birke	ETH	6 JAN 2006	2-1	14:28.80 SB
4	MESHESHA Hirut	ETH	20 JAN 2001	1-10	14:29.29 PB
5	AMEBAW Likina	ETH	30 NOV 1997	1-12	14:30.54 PB
6	AYICHEW Asayech	ETH	3 APR 2005	1-5	14:31.88 PB
7	MEBRATU Aynadis	ETH	25 NOV 2004	1-9	14:32.58 SB
8	NYAGA Caroline	KEN	7 OCT 1993	1-11	14:33.24 SB
9	DAVIES Rose	AUS	21 DEC 1999	1-6	14:40.83 NR
10	ALMAYEW Sembo	ETH	24 JAN 2005	2-2	14:41.75 SB
11	NBRET Yenawa	ETH	18 MAY 2007	1-4	14:47.56 PB
12	NIYOMUKUNZI Francine	BDI	1 AUG 1999	1-2	14:53.44 SB
13	MACHADO Mariana	POR	12 NOV 2000	1-3	14:53.91 PB
14	SKYRING Maudie	AUS	9 APR 1997	1-1	14:55.93 PB
15	ALEMESHETE Mekedes	ETH	30 MAR 2006	1-7	14:58.36 SB
16	GRIFFITH Georgia	AUS	5 DEC 1996	1-8	15:17.50
	MUAZ Kiros	(PM) ETH	29 NOV 2005	2-5	DNF
	NANYONDO Winnie	(PM) UGA	23 AUG 1993	2-6	DNF

Intermediate times:: 1000m 2:49.23 NANYONDO Winnie (UGA)
2000m 5:41.41 CHEBET Beatrice (KEN)
3000m 8:38.38 CHEBET Beatrice (KEN)
4000m 11:41.66 MESHESHA Hirut (ETH)

Result lists

100m Hurdles Women

Start Time: 20:24

Wind: -0.2 m/s

Rank	Name	Nat	Date of Birth	Lane	Reaction time	Result
1	WILLIAMS Danielle	JAM	14 SEP 1992	3	0.123	12.53 SB
2	STARK Grace	USA	6 MAY 2001	5	0.154	12.58
3	FOURIE Marione	RSA	30 APR 2002	1	0.159	12.62 SB
4	AMUSAN Tobi	NGR	23 APR 1997	7	0.139	12.74 SB
5	SKRZYSZOWSKA Pia	POL	20 APR 2001	4	0.144	12.81 SB
6	MARSHALL Tonea	USA	17 OCT 1998	8	0.136	12.92
7	WU Yanni	CHN	28 JUL 1997	9	0.165	13.00 SB
8	CLAY Liz	AUS	9 MAY 1995	10	0.144	13.19
9	ALI Nia	USA	23 OCT 1988	2	0.173	13.23 SB
	CHARLTON Devynne	BAH	26 NOV 1995	6	0.149	DNF

High Jump Women

Start Time: 18:15

Rank	Name	Nat	Date of Birth	Order	Result
1	MAHUCHIKH Yaroslava	UKR	19 SEP 2001	10	1.97
2	PATTERSON Eleanor	AUS	22 MAY 1996	8	1.94
3	OLYSLAGERS Nicola	AUS	28 DEC 1996	9	1.94
4	LEVCHENKO Yuliia	UKR	28 NOV 1997	2	1.91 SB
5	LAKE Morgan	GBR	12 MAY 1997	6	1.91
6	HONSEL Christina	GER	7 JUL 1997	7	1.91
7	ONNEN Imke	GER	17 AUG 1994	4	1.91
8	GKOUSIN Tatiana	GRE	26 JAN 1994	3	1.84
9	PIHELA Elisabeth	EST	15 MAR 2004	1	1.84
	JUNNILA Ella	FIN	6 DEC 1998	5	NM

	1.79	1.84	1.88	1.91	1.94	1.97	2.03
1 MAHUCHIKH Y	-	-	-	o	o	o	xxx
2 PATTERSON E	-	-	o	xo	o	xxx	
3 OLYSLAGERS N	-	-	-	o	xo	xxx	
4 LEVCHENKO Y	o	xo	o	o	xxx		
5 LAKE M	-	o	xo	xo	xxx		
6 HONSEL C	o	o	xxo	xo	xxx		
7 ONNEN I	o	o	o	xxo	xxx		
8 GKOUSIN T	o	o	xxx				
9 PIHELA E	o	xo	xxx				
JUNNILA E	xxx						

Result lists

Shot Put Women

Start Time: 18:20

Rank	Name	Nat	Date of Birth	Order	Result
1	SCHILDER Jessica	NED	19 MAR 1999	5	20.47 MR
2	JACKSON Chase	USA	20 JUL 1994	3	20.31 SB
3	GONG Lijiao	CHN	24 JAN 1989	1	19.62 SB
4	WESCHE Maddison-Lee	NZL	13 JUN 1999	6	19.51 SB
5	MITTON Sarah	CAN	20 JUN 1996	4	19.23
6	EWEN Maggie	USA	23 SEP 1994	10	19.04
7	ROOS Fanny	SWE	2 JAN 1995	8	18.66
8	INCHUDE Jessica	POR	25 MAR 1996	9	18.07
9	SONG Jiayuan	CHN	15 SEP 1997	2	17.92 SB
10	ROSS Jaida	USA	29 OCT 2001	7	17.65

		1	2	3	4	5	6
1	SCHILDER J	20.47	x	19.86	19.97	20.07	x
2	JACKSON C	20.04	20.31	20.25	19.90	x	19.98
3	GONG L	18.48	19.11	19.62	19.09	19.05	19.39
4	WESCHE ML	18.95	18.51	19.51	18.64	19.47	
5	MITTON S	18.57	18.66	x	18.71	19.23	
6	EWEN M	19.04	x	18.05	x	18.31	
7	ROOS F	18.23	18.66	18.08	18.24	18.53	
8	INCHUDE J	17.99	x	x	x	18.07	
9	SONG J	17.84	17.90	17.92			
10	ROSS J	17.56	17.65	17.39			

Discus Throw Women

Start Time: 19:21









Rank	Name	Nat	Date of Birth	Order	Result
1	ALLMAN Valarie	USA	23 FEB 1995	2	68.95
2	PÉREZ Yaimé	CUB	29 MAY 1991	5	66.26
3	TAUSAGA Lauauga	USA	22 MAY 1998	4	64.91
4	van KLINKEN Jorinde	NED	2 FEB 2000	6	64.79 SB
5	FENG Bin	CHN	3 APR 1994	1	64.17 SB
6	ELKASEVIC Sandra	CRO	21 JUN 1990	3	63.55 SB
7	OSAKUE Daisy	ITA	16 JAN 1996	9	60.25
8	JIANG Zhichao	CHN	6 JAN 2005	8	60.10 SB
9	KAMGA Vanessa	SWE	19 NOV 1998	7	59.88

		1	2	3	4	5	6
1	ALLMAN V	56.14	63.46	68.95	66.42	x	65.90
2	PÉREZ Y	x	66.26	64.78	65.28	x	65.33
3	TAUSAGA L	63.47	62.58	64.05	64.68	64.91	x
4	van KLINKEN J	60.74	64.79	62.34	x	61.80	
5	FENG B	62.94	62.39	64.17	62.46	63.58	
6	ELKASEVIC S	60.56	x	61.24	63.55	62.24	
7	OSAKUE D	58.64	58.93	60.25	x	x	
8	JIANG Z	57.13	x	60.10	58.47	58.92	
9	KAMGA V	56.71	x	59.88			

Result lists

Javelin Throw Women

Start Time: 17:24

Rank	Name	Nat	Date of Birth	Order	Result
1	TZENGKO Elina	GRE	2 SEP 2002	3	64.75 
2	MOORBY Tori	NZL	17 MAY 1994	7	62.50 
3	SU Lingdan	CHN	12 JAN 1997	4	61.62 
4	DAI Qianqian	CHN	23 AUG 2000	2	61.47 
5	OBST Marie-Therese	NOR	7 JAN 1996	5	60.91 
6	van DYK Jo-Ane	RSA	3 OCT 1997	1	60.38
7	AGUILAR Yulenmis	ESP	3 AUG 1996	6	58.80 
8	JASIUNAITE Liveta	LTU	26 JUL 1994	8	58.33 
9	YU Yuzhen	CHN	5 MAR 1998	9	52.86 

		1	2	3	4	5	6
1	TZENGKO E	53.56	61.62	62.64	63.12	64.75	60.76
2	MOORBY T	60.72	59.38	x	62.50	x	59.46
3	SU L	57.54	58.66	61.62	x	59.22	58.07
4	DAI Q	x	61.47	61.09	61.27	59.94	
5	OBST MT	x	x	60.91	x	57.01	
6	van DYK JA	60.26	59.42	56.15	60.38	59.91	
7	AGUILAR Y	58.80	56.31	-	-	-	
8	JASIUNAITE L	56.22	x	58.33	x	54.72	
9	YU Y	x	52.85	52.86			

100m Women

National

Start Time: 18:16

Wind: +0.4 m/s

Rank	Name	Nat	Date of Birth	Lane	Reaction time	Result
1	SUN Yuxuan	CHN	28 NOV 2009	6	0.156	12.45
2	CHEN Xinyue	CHN	31 DEC 2005	4	0.161	12.56
3	HE Ziyang	CHN	28 OCT 2004	8	0.154	12.69
4	YU Mingyi	CHN	18 SEP 2007	9	0.147	12.71
5	YANG Xinye	CHN	22 NOV 2007	10	0.184	12.80 (.792)
6	SUN Han	CHN	31 OCT 2002	5	0.193	12.80 (.795)
7	NG Kar Yee	MAS	3 OCT 2002	3	0.175	13.50
8	CHEN Yuan	CHN	1 APR 1993	1	0.216	13.69
9	CHEN Ziyue	CHN	28 SEP 1995	2	0.148	13.71
	WU Shuangyu	CHN	21 OCT 2005	7		DNS

Result lists

3000m Women

National

Start Time: 17:32

Rank	Name	Nat	Date of Birth	Order	Result
1	HUANG Xuemei	CHN	4 NOV 1992	1	9:30.64
2	ZHUANG Yanan	CHN	15 JAN 2011	2	10:13.79
3	WEI Yixin	CHN	4 MAR 2010	7	10:42.22
4	WANG Xiaoling	CHN	30 AUG 2010	3	11:29.31
5	LUO Yu	CHN	3 APR 2004	5	11:51.64
6	KANG Xiaoyu	CHN	12 OCT 2004	4	11:59.56
	CHEN Anqi	CHN	2 OCT 2006	6	DNF

Intermediate times:: 1000m 3:11.01 HUANG Xuemei (CHN)
2000m 6:23.02 HUANG Xuemei (CHN)

4x100m Relay Women

University

Start Time: 17:15

Rank	Nat	Nation	Lane	Reaction time	Result
1	CHN	XIAMEN XINDIAN MIDDLE SCHOOL	7	0.162	48.69 MR
2	CHN	JIMEI UNIVERSITY	4	0.157	48.94
3	CHN	XIAMEN SPORTS SCHOOL	3	0.179	49.20
4	CHN	HQU UNIVERSITY	5	0.179	50.30
5	CHN	XIAMEN UNIVERSITY	2	0.149	54.01
6	CHN	XIAMEN MEDICAL COLLEGE	6	0.134	55.59
7	CHN	XIAMEN OCEAN VOCATIONAL COLLEGE	8	0.168	55.90

Legend

AR Area Record DLR Diamond League Record MR Meeting Record NR National Record
 PB Personal Best PM Pacemaker SB Season Best WBP World Best Performance
 WL World Lead WR World Record

Website: xiamen.diamondleague.com

Page 12 of 12

printed at SAT 26 APR 2025 21:00


 万达WANDA DIAMOND LEAGUE