



# 51. Hypomeeting

Mösle-Stadium - Götzis (AUT)  
30th - 31st May 2026



## Result lists

TIMING, RESULTS SERVICE &  
DISTANCE MEASUREMENT BY



### Decathlon 100m

Start Time: 11:45

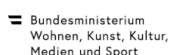
Rank	Name	Nat	Date of Birth	Lane	Result	Points (Points)
1	WARNER Damian	CAN	4 NOV 1989	4	10.28	1028 SB (1028)
2	EHAMMER Simon	SUI	7 FEB 2000	5	10.41	996 SB (996)
3	McMORRIS Hakim	USA	3 MAR 2000	3	10.42	994 =PB TR39.8.3 (994)
4	ROOSEN Sven	NED	27 JUL 2001	2	10.52	970 SB (970)
5	LEPAGE Pierce	CAN	22 JAN 1996	5	10.54	966 SB (966)
6	WILLIAMS Harrison	USA	7 MAR 1996	1	10.54	966 =PB (966)
7	JÄRVINEN Tomas	CZE	21 OCT 2005	2	10.61	949 PB (949)
8	GRÄBER Amadeus	GER	3 FEB 2005	2	10.62	947 SB (947)
9	TESSELAAR Jeff	NED	3 MAY 2003	3	10.66	938 PB (938)
10	GLETTY Makenson	FRA	2 APR 1999	6	10.71	926 SB (926)
11	FERREIRA José Fernando	BRA	27 MAR 1999	6	10.72	924 SB (924)
12	MARUYAMA Yuma	JPN	3 JUN 1998	5	10.72	924 PB (924)
13	NEUGEBAUER Leo	GER	19 JUN 2000	4	10.76	915 SB (915)
14	GAIO Finley	SUI	15 APR 1999	1	10.76	915 SB (915)
15	MOITIE-CHARNOIS Maxime	FRA	15 APR 2004	4	10.83	899 SB (899)
16	BALDWIN Heath	USA	8 FEB 2001	3	10.86	892 SB (892)
17	LILLEMETS Risto	EST	20 NOV 1997	2	10.87	890 SB (890)
18	ROOSLEHT Rasmus	EST	25 JUL 2002	1	10.92	878 SB (878)
19	HUBER Andrin	SUI	27 JUN 2004	6	10.92	878 SB (878)
20	TILGA Karel	EST	5 FEB 1998	4	10.95	872 SB (872)
21	FLEURISSON Fred Isaac	GER	17 JUL 2003	3	11.00	861 SB (861)
22	KAUL Niklas	GER	11 FEB 1998	6	11.30	795 SB (795)

DISTANCE MEASUREMENT BY Leica GEOSYSTEMS

Page 1 of 29

Website: meeting-goetzis.at

printed at SUN 31 MAY 2026 18:35



## Result lists

23 CHURCH Lewis GBR 27 SEP 1996 5 **11.31** 793 SB  
(793)

### Decathlon

#### 100m - Race 1

Start Time: 11:45

Wind: 0.0 m/s

Rank	Name	Nat	Date of Birth	Lane	Reaction time	Result	Points (Points)
1	LILLEMETS Risto	EST	20 NOV 1997	2	0.136	<b>10.87</b>	890 SB (890)
2	TILGA Karel	EST	5 FEB 1998	4	0.149	<b>10.95</b>	872 SB (872)
3	FLEURISSON Fred Isaac	GER	17 JUL 2003	3	0.129	<b>11.00</b>	861 SB (861)
4	KAUL Niklas	GER	11 FEB 1998	6	0.138	<b>11.30</b>	795 SB (795)
5	CHURCH Lewis	GBR	27 SEP 1996	5	0.130	<b>11.31</b>	793 SB (793)

### Decathlon

#### 100m - Race 2

Start Time: 11:50

Wind: +1.3 m/s

Rank	Name	Nat	Date of Birth	Lane	Reaction time	Result	Points (Points)
1	JÄRVINEN Tomas	CZE	21 OCT 2005	2	0.160	<b>10.61</b>	949 PB (949)
2	MARUYAMA Yuma	JPN	3 JUN 1998	5	0.134	<b>10.72</b>	924 PB (924)
3	MOITIE-CHARNOIS Maxime	FRA	15 APR 2004	4	0.138	<b>10.83</b>	899 SB (899)
4	BALDWIN Heath	USA	8 FEB 2001	3	0.133	<b>10.86</b>	892 SB (892)
5	ROOSLEHT Rasmus	EST	25 JUL 2002	1	0.142	<b>10.92</b>	878 SB (878)
6	HUBER Andrin	SUI	27 JUN 2004	6	0.119	<b>10.92</b>	878 SB (878)

### Decathlon

#### 100m - Race 3

Start Time: 11:55

Wind: +1.7 m/s

Rank	Name	Nat	Date of Birth	Lane	Reaction time	Result	Points (Points)
1	LEPAGE Pierce	CAN	22 JAN 1996	5	0.173	<b>10.54</b>	966 SB (966)
2	WILLIAMS Harrison	USA	7 MAR 1996	1	0.142	<b>10.54</b>	966 =PB (966)
3	GRÄBER Amadeus	GER	3 FEB 2005	2	0.226	<b>10.62</b>	947 SB (947)
4	TESSELAAR Jeff	NED	3 MAY 2003	3	0.152	<b>10.66</b>	938 PB (938)
5	FERREIRA José Fernando	BRA	27 MAR 1999	6	0.140	<b>10.72</b>	924 SB (924)
6	NEUGEBAUER Leo	GER	19 JUN 2000	4	0.126	<b>10.76</b>	915 SB (915)



# 51. Hypomeeting

Mösle-Stadium - Götzis (AUT)  
30th - 31st May 2026



## Result lists

### Decathlon

100m - Race 4

Start Time: 12:00

Wind: +1.7 m/s


Rank	Name	Nat	Date of Birth	Lane	Reaction time	Result	Points (Points)
1	WARNER Damian	CAN	4 NOV 1989	4	0.152	<b>10.28</b>	1028 <b>SB</b> (1028)
2	EHAMMER Simon	SUI	7 FEB 2000	5	0.172	<b>10.41</b>	996 <b>SB</b> (996)
3	McMORRIS Hakim	USA	3 MAR 2000	3	0.145 F <sup>1</sup>	<b>10.42</b>	994 <b>=PB</b> TR39.8.3 (994)
4	ROOSEN Sven	NED	27 JUL 2001	2	0.128	<b>10.52</b>	970 <b>SB</b> (970)
5	GLETTY Makenson	FRA	2 APR 1999	6	0.170	<b>10.71</b>	926 <b>SB</b> (926)
6	GAIO Finley	SUI	15 APR 1999	1	0.150	<b>10.76</b>	915 <b>SB</b> (915)

DISTANCE MEASUREMENT BY **Leica GEOSYSTEMS**

Website: [meeting-goetzis.at](http://meeting-goetzis.at)

Page 3 of 29

printed at SUN 31 MAY 2026 18:35





# 51. Hypomeeting

Mösle-Stadium - Götzis (AUT)  
30th - 31st May 2026



## Result lists

### Decathlon Long Jump

Start Time: 12:55

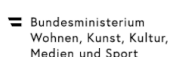
Rank	Name	Nat	Date of Birth	Order	Result	Points (Points)
1	EHAMMER Simon	SUI	7 FEB 2000	12	8.51	1194 <b>WDB WL NR</b> (2190)
2	NEUGEBAUER Leo	GER	19 JUN 2000	11	7.97	1053 <b>SB</b> (1968)
3	WARNER Damian	CAN	4 NOV 1989	10	7.73	992 <b>SB</b> (2020)
4	TESSELAAR Jeff	NED	3 MAY 2003	4	7.61	962 <b>SB</b> (1900)
5	GAIO Finley	SUI	15 APR 1999	8	7.49	932 <b>SB</b> (1847)
6	JÄRVINEN Tomas	CZE	21 OCT 2005	6	7.48	930 <b>SB</b> (1879)
7	WILLIAMS Harrison	USA	7 MAR 1996	2	7.44	920 <b>SB</b> (1886)
8	McMORRIS Hakim	USA	3 MAR 2000	9	7.42	915 (1909)
9	TILGA Karel	EST	5 FEB 1998	9	7.39	908 <b>SB</b> (1780)
10	BALDWIN Heath	USA	8 FEB 2001	7	7.39	908 (1800)
11	LEPAGE Pierce	CAN	22 JAN 1996	3	7.29	883 <b>SB</b> (1849)
12	MOITIE-CHARNOIS Maxime	FRA	15 APR 2004	1	7.28	881 (1780)
13	GRÄBER Amadeus	GER	3 FEB 2005	1	7.28	881 <b>PB</b> (1828)
14	GLETTY Makenson	FRA	2 APR 1999	6	7.23	869 <b>SB</b> (1795)
15	MARUYAMA Yuma	JPN	3 JUN 1998	10	7.22	866 (1790)
16	FERREIRA José Fernando	BRA	27 MAR 1999	7	7.13	845 (1769)
17	ROOSEN Sven	NED	27 JUL 2001	5	7.12	842 (1812)
18	KAUL Niklas	GER	11 FEB 1998	11	7.09	835 <b>SB</b> (1630)
19	LILLEMETS Risto	EST	20 NOV 1997	2	6.99	811 <b>SB</b> (1701)
20	ROOSLEHT Rasmus	EST	25 JUL 2002	5	6.96	804 (1682)
21	FLEURISSON Fred Isaac	GER	17 JUL 2003	8	6.86	781 (1642)
22	CHURCH Lewis	GBR	27 SEP 1996	3	6.82	771 (1564)
23	HUBER Andrin	SUI	27 JUN 2004	4	6.69	741 <b>SB</b> (1619)

DISTANCE MEASUREMENT BY **Leica GEOSYSTEMS**

Page 4 of 29

Website: meeting-goetzis.at

printed at SUN 31 MAY 2026 18:35





# 51. Hypomeeting

Mösle-Stadium - Götzis (AUT)  
30th - 31st May 2026



## Result lists

### Long Jump (cont.)

Long Jump	1	2	3
1	EHAMMERS	x (+0.5)	8.51 (+1.0)
2	NEUGEBAUER L	7.31 (+1.0)	7.97 (+0.6)
3	WARNER D	x (-1.6)	7.73 (+0.8)
4	TESSELAAR J	x (+0.6)	7.61 (0.0)
5	GAIO F	7.49 (-0.3)	x (-0.5)
6	JÄRVINEN T	7.17 (+1.5)	7.48 (-0.2)
7	WILLIAMS H	x (0.0)	7.44 (-0.7)
8	McMORRIS H	7.25 (-0.8)	7.42 (+0.6)
9	TILGA K	7.34 (+0.1)	x (+0.3)
10	BALDWIN H	7.31 (+0.1)	x (+1.4)
11	LEPAGE P	7.21 (+1.0)	7.00 (0.0)
12	MOITIE-CHARNOIS M	7.28 (0.0)	7.10 (+0.7)
13	GRÄBER A	7.28 (-0.3)	x (+0.3)
14	GLETTY M	6.66 (+0.9)	7.23 (-0.6)
15	MARUYAMA Y	7.22 (-0.3)	x (+0.9)
16	FERREIRA JF	7.13 (+0.6)	7.09 (+2.3)
17	ROOSEN S	x (+0.4)	7.12 (+1.0)
18	KAUL N	6.93 (+0.4)	7.09 (+1.1)
19	LILLEMETS R	6.86 (-1.0)	x (-0.8)
20	ROOSLEHT R	x (-0.4)	x (+0.6)
21	FLEURISSON FI	x (+0.7)	6.86 (-0.6)
22	CHURCH L	x (-0.8)	6.74 (+0.1)
23	HUBER A	x (+2.0)	x (+0.8)

### Decathlon

#### Long Jump - Group A

Start Time: 12:55

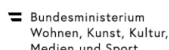
Rank	Name	Nat	Date of Birth	Order	Result	Points (Points)
1	EHAMMER Simon	SUI	7 FEB 2000	12	8.51	1194  (2190)
2	NEUGEBAUER Leo	GER	19 JUN 2000	11	7.97	1053  (1968)
3	WARNER Damian	CAN	4 NOV 1989	10	7.73	992  (2020)
4	TESSELAAR Jeff	NED	3 MAY 2003	4	7.61	962  (1900)
5	GAIO Finley	SUI	15 APR 1999	8	7.49	932  (1847)
6	JÄRVINEN Tomas	CZE	21 OCT 2005	6	7.48	930  (1879)
7	WILLIAMS Harrison	USA	7 MAR 1996	2	7.44	920  (1886)
8	McMORRIS Hakim	USA	3 MAR 2000	9	7.42	915 (1909)
9	BALDWIN Heath	USA	8 FEB 2001	7	7.39	908 (1800)
10	LEPAGE Pierce	CAN	22 JAN 1996	3	7.29	883  (1849)
11	MOITIE-CHARNOIS Maxime	FRA	15 APR 2004	1	7.28	881 (1780)
12	ROOSEN Sven	NED	27 JUL 2001	5	7.12	842 (1812)

DISTANCE MEASUREMENT BY Leica GEOSYSTEMS

Website: meeting-goetzis.at

Page 5 of 29

printed at SUN 31 MAY 2026 18:35





# 51. Hypomeeting

Mösle-Stadium - Götzis (AUT)  
30th - 31st May 2026



## Result lists

### Long Jump - Group A (cont.)

Long Jump - Group A		1	2	3
1	EHAMMERS	x (+0.5)	8.51 (+1.0)	r
2	NEUGEBAUER L	7.31 (+1.0)	7.97 (+0.6)	7.49 (-0.5)
3	WARNER D	x (-1.6)	7.73 (+0.8)	7.45 (+0.9)
4	TESSELAAR J	x (+0.6)	7.61 (0.0)	7.53 (+0.8)
5	GAIO F	7.49 (-0.3)	x (-0.5)	x (-0.2)
6	JÄRVINEN T	7.17 (+1.5)	7.48 (-0.2)	x (+0.6)
7	WILLIAMS H	x (-0.7)	7.44 (-0.7)	x (-1.5)
8	McMORRIS H	7.25 (-0.8)	7.42 (+0.6)	x (+0.9)
9	BALDWIN H	7.31 (+0.1)	x (+1.4)	7.39 (-0.5)
10	LEPAGE P	7.21 (+1.0)	7.00 (0.0)	7.29 (-0.9)
11	MOITIE-CHARNOISM	7.28 (-1.3)	7.10 (+0.7)	7.09 (+0.9)
12	ROOSENS	x (+0.4)	7.12 (+1.0)	x (0.0)

### Decathlon

#### Long Jump - Group B

Start Time: 12:55

Rank	Name	Nat	Date of Birth	Order	Result	Points (Points)
1	TILGA Karel	EST	5 FEB 1998	9	7.39	908 <b>SB</b> (1780)
2	GRÄBER Amadeus	GER	3 FEB 2005	1	7.28	881 <b>PB</b> (1828)
3	GLETTY Makenson	FRA	2 APR 1999	6	7.23	869 <b>SB</b> (1795)
4	MARUYAMA Yuma	JPN	3 JUN 1998	10	7.22	866 (1790)
5	FERREIRA José Fernando	BRA	27 MAR 1999	7	7.13	845 (1769)
6	KAUL Niklas	GER	11 FEB 1998	11	7.09	835 <b>SB</b> (1630)
7	LILLEMETS Risto	EST	20 NOV 1997	2	6.99	811 <b>SB</b> (1701)
8	ROOSLEHT Rasmus	EST	25 JUL 2002	5	6.96	804 (1682)
9	FLEURISSON Fred Isaac	GER	17 JUL 2003	8	6.86	781 (1642)
10	CHURCH Lewis	GBR	27 SEP 1996	3	6.82	771 (1564)
11	HUBER Andrin	SUI	27 JUN 2004	4	6.69	741 <b>SB</b> (1619)

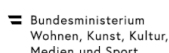
	1	2	3	
1	TILGA K	7.34 (+0.1)	x (+0.3)	7.39 (+1.7)
2	GRÄBER A	7.28 (-0.3)	x (+0.3)	x (+0.4)
3	GLETTY M	6.66 (+0.9)	7.23 (-0.6)	7.00 (0.0)
4	MARUYAMA Y	7.22 (-0.3)	x (+0.9)	x (+0.9)
5	FERREIRA JF	7.13 (+0.6)	7.09 (+2.3)	7.01 (+0.7)
6	KAUL N	6.93 (+0.4)	7.09 (+1.1)	7.01 (-1.4)
7	LILLEMETS R	6.86 (-1.0)	x (-0.8)	6.99 (+1.1)
8	ROOSLEHT R	x (-0.4)	x (+0.6)	6.96 (-0.9)
9	FLEURISSON FI	x (+0.7)	6.86 (-0.6)	x (-0.6)
10	CHURCH L	x (-0.8)	6.74 (+0.1)	6.82 (+2.2)
11	HUBER A	x (+2.0)	x (+0.8)	6.69 (+1.7)

DISTANCE MEASUREMENT BY **Leica GEOSYSTEMS**

Website: meeting-goetzis.at

Page 6 of 29

printed at SUN 31 MAY 2026 18:35





# 51. Hypomeeting

Mösle-Stadium - Götzis (AUT)  
30th - 31st May 2026



## Result lists

### Decathlon

#### Shot Put

Start Time: 14:35

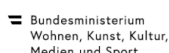
Rank	Name	Nat	Date of Birth	Order	Result	Points (Points)
1	NEUGEBAUER Leo	GER	19 JUN 2000	13	16.71	895 (2863)
2	GLETTY Makenson	FRA	2 APR 1999	12	16.17	862 (2657)
3	ROOSLEHT Rasmus	EST	25 JUL 2002	10	15.96	849 (2531)
4	LILLEMETS Risto	EST	20 NOV 1997	3	15.81	840 <b>PB</b> (2541)
5	LEPAGE Pierce	CAN	22 JAN 1996	7	15.61	827 <b>SB</b> (2676)
6	TILGA Karel	EST	5 FEB 1998	9	15.58	825 (2605)
7	BALDWIN Heath	USA	8 FEB 2001	11	15.37	812 (2612)
8	KAUL Niklas	GER	11 FEB 1998	4	15.21	803 <b>PB</b> (2433)
9	EHAMMER Simon	SUI	7 FEB 2000	1	15.15	799 <b>SB</b> (2989)
10	WARNER Damian	CAN	4 NOV 1989	2	15.14	798 <b>SB</b> (2818)
11	McMORRIS Hakim	USA	3 MAR 2000	10	14.73	773 (2682)
12	CHURCH Lewis	GBR	27 SEP 1996	6	14.71	772 (2336)
13	ROOSEN Sven	NED	27 JUL 2001	5	14.69	771 <b>SB</b> (2583)
14	TESELAAR Jeff	NED	3 MAY 2003	6	14.57	763 <b>PB</b> (2663)
15	WILLIAMS Harrison	USA	7 MAR 1996	8	14.44	755 <b>SB</b> (2641)
16	FERREIRA José Fernando	BRA	27 MAR 1999	7	14.24	743 <b>SB</b> (2512)
17	MARUYAMA Yuma	JPN	3 JUN 1998	9	14.09	734 (2524)
18	FLEURISSON Fred Isaac	GER	17 JUL 2003	5	14.01	729 (2371)
19	MOITIE-CHARNOIS Maxime	FRA	15 APR 2004	1	13.98	727 <b>PB</b> (2507)
20	GAIO Finley	SUI	15 APR 1999	8	13.97	727 <b>SB</b> (2574)
21	GRÄBER Amadeus	GER	3 FEB 2005	2	13.61	704 <b>PB</b> (2532)
22	HUBER Andrin	SUI	27 JUN 2004	4	13.54	700 (2319)
23	JÄRVINEN Tomas	CZE	21 OCT 2005	3	12.88	660 (2539)

DISTANCE MEASUREMENT BY **Leica GEOSYSTEMS**

Page 7 of 29

Website: [meeting-goetzis.at](http://meeting-goetzis.at)

printed at SUN 31 MAY 2026 18:35





# 51. Hypomeeting

Mösle-Stadium - Götzis (AUT)  
30th - 31st May 2026



## Result lists

### Shot Put (cont.)

Shot Put		1	2	3
1	NEUGEBAUER L	16.37	16.45	16.71
2	GLETTY M	15.17	15.60	16.17
3	ROOSLEHT R	15.45	15.35	15.96
4	LILLEMETS R	15.11	15.26	15.81
5	LEPAGE P	14.37	15.61	x
6	TILGA K	15.25	15.24	15.58
7	BALDWIN H	15.37	x	15.22
8	KAUL N	14.59	15.04	15.21
9	EHAMMER S	14.96	15.15	14.96
10	WARNER D	14.41	15.14	x
11	McMORRIS H	14.73	13.81	x
12	CHURCH L	14.05	14.40	14.71
13	ROOSEN S	14.05	14.39	14.69
14	TESSELAAR J	x	13.79	14.57
15	WILLIAMS H	14.38	14.25	14.44
16	FERREIRA JF	x	12.73	14.24
17	MARUYAMA Y	14.01	14.09	13.80
18	FLEURISSON FI	13.23	13.63	14.01
19	MOITIE-CHARNOIS M	13.40	13.62	13.98
20	GAIO F	13.51	13.97	13.86
21	GRÄBER A	12.20	13.61	12.97
22	HUBER A	13.32	x	13.54
23	JÄRVINENT	12.72	12.27	12.88

### Decathlon

#### Shot Put - Group A

Start Time: 14:35

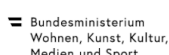
Rank	Name	Nat	Date of Birth	Order	Result	Points (Points)
1	NEUGEBAUER Leo	GER	19 JUN 2000	13	16.71	895 (2863)
2	GLETTY Makenson	FRA	2 APR 1999	12	16.17	862 (2657)
3	ROOSLEHT Rasmus	EST	25 JUL 2002	10	15.96	849 (2531)
4	LILLEMETS Risto	EST	20 NOV 1997	3	15.81	840 <b>PB</b> (2541)
5	LEPAGE Pierce	CAN	22 JAN 1996	7	15.61	827 <b>SB</b> (2676)
6	TILGA Karel	EST	5 FEB 1998	9	15.58	825 (2605)
7	BALDWIN Heath	USA	8 FEB 2001	11	15.37	812 (2612)
8	KAUL Niklas	GER	11 FEB 1998	4	15.21	803 <b>PB</b> (2433)
9	EHAMMER Simon	SUI	7 FEB 2000	1	15.15	799 <b>SB</b> (2989)
10	WARNER Damian	CAN	4 NOV 1989	2	15.14	798 <b>SB</b> (2818)
11	CHURCH Lewis	GBR	27 SEP 1996	6	14.71	772 (2336)
12	ROOSEN Sven	NED	27 JUL 2001	5	14.69	771 <b>SB</b> (2583)
13	WILLIAMS Harrison	USA	7 MAR 1996	8	14.44	755 <b>SB</b> (2641)

DISTANCE MEASUREMENT BY **Leica GEOSYSTEMS**

Page 8 of 29

Website: meeting-goetzis.at

printed at SUN 31 MAY 2026 18:35





# 51. Hypomeeting

Mösle-Stadium - Götzis (AUT)  
30th - 31st May 2026



## Result lists

### Shot Put - Group A (cont.)

Shot Put - Group A		1	2	3
1	NEUGEBAUER L	16.37	16.45	16.71
2	GLETTY M	15.17	15.60	16.17
3	ROOSLEHT R	15.45	15.35	15.96
4	LILLEMETS R	15.11	15.26	15.81
5	LEPAGE P	14.37	15.61	x
6	TILGAK	15.25	15.24	15.58
7	BALDWIN H	15.37	x	15.22
8	KAUL N	14.59	15.04	15.21
9	EHAMMER S	14.96	15.15	14.96
10	WARNER D	14.41	15.14	x
11	CHURCH L	14.05	14.40	14.71
12	ROOSEN S	14.05	14.39	14.69
13	WILLIAMS H	14.38	14.25	14.44

### Decathlon

#### Shot Put - Group B

Start Time: 14:35

Rank	Name	Nat	Date of Birth	Order	Result	Points (Points)
1	McMORRIS Hakim	USA	3 MAR 2000	10	14.73	773 (2682)
2	TESSELAAR Jeff	NED	3 MAY 2003	6	14.57	763 PB (2663)
3	FERREIRA José Fernando	BRA	27 MAR 1999	7	14.24	743 SB (2512)
4	MARUYAMA Yuma	JPN	3 JUN 1998	9	14.09	734 (2524)
5	FLEURISSON Fred Isaac	GER	17 JUL 2003	5	14.01	729 (2371)
6	MOITIE-CHARNOIS Maxime	FRA	15 APR 2004	1	13.98	727 PB (2507)
7	GAIO Finley	SUI	15 APR 1999	8	13.97	727 SB (2574)
8	GRÄBER Amadeus	GER	3 FEB 2005	2	13.61	704 PB (2532)
9	HUBER Andrin	SUI	27 JUN 2004	4	13.54	700 (2319)
10	JÄRVINEN Tomas	CZE	21 OCT 2005	3	12.88	660 (2539)

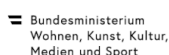
		1	2	3
1	McMORRIS H	14.73	13.81	x
2	TESSELAAR J	x	13.79	14.57
3	FERREIRA JF	x	12.73	14.24
4	MARUYAMA Y	14.01	14.09	13.80
5	FLEURISSON FI	13.23	13.63	14.01
6	MOITIE-CHARNOIS M	13.40	13.62	13.98
7	GAIO F	13.51	13.97	13.86
8	GRÄBER A	12.20	13.61	12.97
9	HUBER A	13.32	x	13.54
10	JÄRVINEN T	12.72	12.27	12.88

DISTANCE MEASUREMENT BY **Leica GEOSYSTEMS**

Website: meeting-goetzis.at

Page 9 of 29

printed at SUN 31 MAY 2026 18:35





# 51. Hypomeeting

Mösle-Stadium - Götzis (AUT)  
30th - 31st May 2026



## Result lists

### Decathlon High Jump

Start Time: 16:00

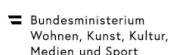
Rank	Name	Nat	Date of Birth	Order	Result	Points (Points)
1	JÄRVINEN Tomas	CZE	21 OCT 2005	10	2.09	887 =SB (3426)
2	NEUGEBAUER Leo	GER	19 JUN 2000	9	2.06	859 SB (3722)
3	FLEURISSON Fred Isaac	GER	17 JUL 2003	9	2.03	831 SB (3202)
4	McMORRIS Hakim	USA	3 MAR 2000	7	2.03	831 PB (3513)
5	EHAMMER Simon	SUI	7 FEB 2000	8	2.03	831 SB (3820)
6	BALDWIN Heath	USA	8 FEB 2001	12	2.00	803 (3415)
7	ROOSLEHT Rasmus	EST	25 JUL 2002	3	2.00	803 (3334)
8	GRÄBER Amadeus	GER	3 FEB 2005	6	2.00	803 SB (3335)
9	WARNER Damian	CAN	4 NOV 1989	6	2.00	803 =SB (3621)
10	KAUL Niklas	GER	11 FEB 1998	7	2.00	803 SB (3236)
11	MOITIE-CHARNOIS Maxime	FRA	15 APR 2004	1	2.00	803 (3310)
12	CHURCH Lewis	GBR	27 SEP 1996	2	1.97	776 (3112)
13	LEPAGE Pierce	CAN	22 JAN 1996	4	1.97	776 =SB (3452)
13	TILGA Karel	EST	5 FEB 1998	11	1.97	776 (3381)
15	MARUYAMA Yuma	JPN	3 JUN 1998	3	1.97	776 SB (3300)
16	WILLIAMS Harrison	USA	7 MAR 1996	5	1.94	749 SB (3390)
17	TESSELAAR Jeff	NED	3 MAY 2003	8	1.94	749 SB (3412)
18	GLETTY Makenson	FRA	2 APR 1999	5	1.91	723 (3380)
19	ROOSEN Sven	NED	27 JUL 2001	2	1.88	696 SB (3279)
20	GAIO Finley	SUI	15 APR 1999	1	1.88	696 SB (3270)
21	LILLEMETS Risto	EST	20 NOV 1997	11	1.85	670 SB (3211)
22	FERREIRA José Fernando	BRA	27 MAR 1999	4	1.85	670 (3182)
	HUBER Andrin	SUI	27 JUN 2004	10	NM	0 (2319)

DISTANCE MEASUREMENT BY **Leica GEOSYSTEMS**

Page 10 of 29

Website: [meeting-goetzis.at](http://meeting-goetzis.at)

printed at SUN 31 MAY 2026 18:35







# 51. Hypomeeting

Mösle-Stadium - Götzis (AUT)  
30th - 31st May 2026



## Result lists

7	KAUL N	-	-	-	o	xo	xo	xxx
8	MOITIE-CHARNOIS M	o	-	o	xo	o	xxo	xxx
9	CHURCH L	o	o	o	xo	o	xxx	
10	LEPAGE P	-	-	xo	xo	o	xxx	
10	TILGA K	-	-	o	xxo	o	xxx	
12	GLETTY M	-	-	xxo	xxx			

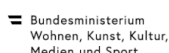
### Decathlon

#### High Jump - Group B

Start Time: 16:00

Rank	Name	Nat	Date of Birth	Order	Result	Points (Points)
1	FLEURISSON Fred Isaac	GER	17 JUL 2003	9	2.03	831 SB (3202)
2	McMORRIS Hakim	USA	3 MAR 2000	7	2.03	831 PB (3513)
3	GRÄBER Amadeus	GER	3 FEB 2005	6	2.00	803 SB (3335)
4	MARUYAMA Yuma	JPN	3 JUN 1998	3	1.97	776 SB (3300)
5	WILLIAMS Harrison	USA	7 MAR 1996	5	1.94	749 SB (3390)
6	TESSELAAR Jeff	NED	3 MAY 2003	8	1.94	749 SB (3412)
7	ROOSEN Sven	NED	27 JUL 2001	2	1.88	696 SB (3279)
8	GAIO Finley	SUI	15 APR 1999	1	1.88	696 SB (3270)
9	LILLEMETS Risto	EST	20 NOV 1997	11	1.85	670 SB (3211)
10	FERREIRA José Fernando	BRA	27 MAR 1999	4	1.85	670 (3182)
	HUBER Andrin	SUI	27 JUN 2004	10	NM	0 (2319)

		1.76	1.79	1.82	1.85	1.88	1.91	1.94	1.97	2.00	2.03	2.06
1	FLEURISSON FI	-	-	-	-	o	-	o	o	xo	o	xxx
2	McMORRIS H	-	-	-	o	o	xo	o	o	xxo	o	xxx
3	GRÄBER A	-	-	o	o	xo	o	xo	xxo	o	xxx	
4	MARUYAMA Y	-	-	-	o	o	xo	xo	xo	xxr		
5	WILLIAMS H	-	-	-	o	o	xxo	o	xxx			
6	TESSELAAR J	-	-	o	o	xo	o	xo	xxx			
7	ROOSEN S	-	o	o	xo	o	xxx					
8	GAIO F	o	o	xo	xxo	xxo	xxx					
9	LILLEMETS R	-	xo	o	xo	xxx						
10	FERREIRA JF	xo	-	o	xxo	xxx						
	HUBER A	xr										





# 51. Hypomeeting

Mösle-Stadium - Götzis (AUT)  
30th - 31st May 2026



## Result lists

### Decathlon 400m

Start Time: 18:00

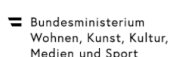
Rank	Name	Nat	Date of Birth	Lane	Result	Points (Points)
1	WILLIAMS Harrison	USA	7 MAR 1996	4	46.82	967 SB (4357)
2	McMORRIS Hakim	USA	3 MAR 2000	5	47.09	954 (4467)
3	EHAMMER Simon	SUI	7 FEB 2000	3	47.33	942 (4762)
4	TESSELAAR Jeff	NED	3 MAY 2003	2	47.35	941 SB (4353)
5	ROOSEN Sven	NED	27 JUL 2001	6	47.52	933 SB (4212)
6	JÄRVINEN Tomas	CZE	21 OCT 2005	3	L 47.69	924 PB TR17.3.3 (4350)
7	WARNER Damian	CAN	4 NOV 1989	4	47.77	920 SB (4541)
8	NEUGEBAUER Leo	GER	19 JUN 2000	5	47.99	910 SB (4632)
9	GLETTY Makenson	FRA	2 APR 1999	4	48.10	904 SB (4284)
10	FERREIRA José Fernando	BRA	27 MAR 1999	2	48.17	901 PB (4083)
11	BALDWIN Heath	USA	8 FEB 2001	5	48.21	899 PB (4314)
12	KAUL Niklas	GER	11 FEB 1998	4	48.42	889 SB (4125)
13	ROOSLEHT Rasmus	EST	25 JUL 2002	5	48.55	883 PB (4217)
14	GRÄBER Amadeus	GER	3 FEB 2005	3	48.58	881 SB (4216)
15	GAIO Finley	SUI	15 APR 1999	2	48.71	875 SB (4145)
16	MARUYAMA Yuma	JPN	3 JUN 1998	4	48.84	869 (4169)
17	MOITIE-CHARNOIS Maxime	FRA	15 APR 2004	3	48.91	866 SB (4176)
18	LILLEMETS Risto	EST	20 NOV 1997	6	49.06	858 SB (4069)
19	TILGA Karel	EST	5 FEB 1998	5	49.47	839 SB (4220)
20	HUBER Andrin	SUI	27 JUN 2004	6	49.49	838 (3157)
21	LEPAGE Pierce	CAN	22 JAN 1996	3	49.61	833 SB (4285)
22	FLEURISSON Fred Isaac	GER	17 JUL 2003	6	50.59	788 SB (3990)
23	CHURCH Lewis	GBR	27 SEP 1996	6	50.70	783 SB (3895)

DISTANCE MEASUREMENT BY **Leica GEOSYSTEMS**

Page 13 of 29

Website: meeting-goetzis.at

printed at SUN 31 MAY 2026 18:35





# 51. Hypomeeting

Mösle-Stadium - Götzis (AUT)  
30th - 31st May 2026



## Result lists

### Decathlon

400m - Race 1

Start Time: 18:00

Rank	Name	Nat	Date of Birth	Lane	Reaction time	Result	Points (Points)
1	<b>GLETTY Makenson</b>	FRA	2 APR 1999	4	0.164	<b>48.10</b>	904 <b>SB</b> (4284)
2	<b>ROOSLEHT Rasmus</b>	EST	25 JUL 2002	5	0.133	<b>48.55</b>	883 <b>PB</b> (4217)
3	<b>LEPAGE Pierce</b>	CAN	22 JAN 1996	3	0.178	<b>49.61</b>	833 <b>SB</b> (4285)
4	<b>CHURCH Lewis</b>	GBR	27 SEP 1996	6	0.166	<b>50.70</b>	783 <b>SB</b> (3895)

### Decathlon

400m - Race 2

Start Time: 18:05

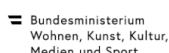
Rank	Name	Nat	Date of Birth	Lane	Reaction time	Result	Points (Points)
1	<b>JÄRVINEN Tomas</b>	CZE	21 OCT 2005	3	0.132	L <b>47.69</b>	924 <b>PB</b> TR17.3.3 (4350)
2	<b>MARUYAMA Yuma</b>	JPN	3 JUN 1998	4	0.166	<b>48.84</b>	869 (4169)
3	<b>LILLEMETS Risto</b>	EST	20 NOV 1997	6	0.143	<b>49.06</b>	858 <b>SB</b> (4069)
4	<b>TILGA Karel</b>	EST	5 FEB 1998	5	0.154	<b>49.47</b>	839 <b>SB</b> (4220)

### Decathlon

400m - Race 3

Start Time: 18:10

Rank	Name	Nat	Date of Birth	Lane	Reaction time	Result	Points (Points)
1	<b>FERREIRA José Fernando</b>	BRA	27 MAR 1999	2	0.127	<b>48.17</b>	901 <b>PB</b> (4083)
2	<b>BALDWIN Heath</b>	USA	8 FEB 2001	5	0.143	<b>48.21</b>	899 <b>PB</b> (4314)
3	<b>KAUL Niklas</b>	GER	11 FEB 1998	4	0.138	<b>48.42</b>	889 <b>SB</b> (4125)
4	<b>MOITIE-CHARNOIS Maxime</b>	FRA	15 APR 2004	3	0.150	<b>48.91</b>	866 <b>SB</b> (4176)
5	<b>FLEURISSON Fred Isaac</b>	GER	17 JUL 2003	6	0.137	<b>50.59</b>	788 <b>SB</b> (3990)





# 51. Hypomeeting

Mösle-Stadium - Götzis (AUT)  
30th - 31st May 2026



## Result lists

### Decathlon

400m - Race 4

Start Time: 18:15


Rank	Name	Nat	Date of Birth	Lane	Reaction time	Result	Points (Points)
1	WARNER Damian	CAN	4 NOV 1989	4	0.150	<b>47.77</b>	920 SB (4541)
2	NEUGEBAUER Leo	GER	19 JUN 2000	5	0.141	<b>47.99</b>	910 SB (4632)
3	GRÄBER Amadeus	GER	3 FEB 2005	3	0.165	<b>48.58</b>	881 SB (4216)
4	GAIO Finley	SUI	15 APR 1999	2	0.173	<b>48.71</b>	875 SB (4145)
5	HUBER Andrin	SUI	27 JUN 2004	6	0.143	<b>49.49</b>	838 (3157)

### Decathlon

400m - Race 5

Start Time: 18:20

Rank	Name	Nat	Date of Birth	Lane	Reaction time	Result	Points (Points)
1	WILLIAMS Harrison	USA	7 MAR 1996	4	0.219	<b>46.82</b>	967 SB (4357)
2	McMORRIS Hakim	USA	3 MAR 2000	5	0.154	<b>47.09</b>	954 (4467)
3	EHAMMER Simon	SUI	7 FEB 2000	3	0.143	<b>47.33</b>	942 (4762)
4	TESSELAAR Jeff	NED	3 MAY 2003	2	0.152	<b>47.35</b>	941 SB (4353)
5	ROOSEN Sven	NED	27 JUL 2001	6	0.146	<b>47.52</b>	933 SB (4212)





# 51. Hypomeeting

Mösle-Stadium - Götzis (AUT)  
30th - 31st May 2026



## Result lists

### Decathlon

#### 110m Hurdles

Start Time: 10:05

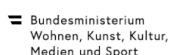
Rank	Name	Nat	Date of Birth	Lane		Result	Points (Points)
1	EHAMMER Simon	SUI	7 FEB 2000	4		13.48	1043 SB (5805)
2	MARUYAMA Yuma	JPN	3 JUN 1998	2		13.89	989 (5158)
3	WARNER Damian	CAN	4 NOV 1989	3		13.89	989 (5530)
4	BALDWIN Heath	USA	8 FEB 2001	4		13.95	981 (5295)
5	ROOSEN Sven	NED	27 JUL 2001	1		14.08	964 SB (5176)
6	FERREIRA José Fernando	BRA	27 MAR 1999	5		14.10	962 (5045)
7	JÄRVINEN Tomas	CZE	21 OCT 2005	5	F <sup>1</sup>	14.18	951 (5301)
8	GLETTY Makenson	FRA	2 APR 1999	2		14.24	944 (5228)
9	WILLIAMS Harrison	USA	7 MAR 1996	4		14.37	927 SB (5284)
10	GAIO Finley	SUI	15 APR 1999	3		14.39	925 (5070)
11	FLEURISSON Fred Isaac	GER	17 JUL 2003	6		14.43	920 SB (4910)
12	CHURCH Lewis	GBR	27 SEP 1996	6		14.46	916 SB (4811)
13	KAUL Niklas	GER	11 FEB 1998	2		14.51	910 (5035)
14	NEUGEBAUER Leo	GER	19 JUN 2000	5		14.57	902 =SB (5534)
15	TILGA Karel	EST	5 FEB 1998	2		14.59	900 PB (5120)
16	TESELAAR Jeff	NED	3 MAY 2003	3		14.60	899 (5252)
17	MOITIE-CHARNOIS Maxime	FRA	15 APR 2004	6		14.60	899 SB (5075)
18	LILLEMETS Risto	EST	20 NOV 1997	3		14.64	894 SB (4963)
19	ROOSLEHT Rasmus	EST	25 JUL 2002	6		14.65	892 PB (5109)
20	LEPAGE Pierce	CAN	22 JAN 1996	5		14.69	887 SB (5172)
21	GRÄBER Amadeus	GER	3 FEB 2005	4		14.70	886 (5102)
	McMORRIS Hakim	USA	3 MAR 2000	1		DNF	0 (4467)
	HUBER Andrin	SUI	27 JUN 2004	1		DNS	

DISTANCE MEASUREMENT BY **Leica GEOSYSTEMS**

Page 16 of 29

Website: meeting-goetzis.at

printed at SUN 31 MAY 2026 18:35





# 51. Hypomeeting

Mösle-Stadium - Götzis (AUT)  
30th - 31st May 2026



## Result lists

### Decathlon

#### 110m Hurdles - Race 1

Start Time: 10:05

Wind: -1.7 m/s

Rank	Name	Nat	Date of Birth	Lane	Reaction time	Result	Points (Points)
1	TILGA Karel	EST	5 FEB 1998	2	0.147	14.59	900 <b>PB</b> (5120)
2	TESSELAAR Jeff	NED	3 MAY 2003	3	0.129	14.60	899 (5252)
3	ROOSLEHT Rasmus	EST	25 JUL 2002	6	0.127	14.65	892 <b>PB</b> (5109)
4	LEPAGE Pierce	CAN	22 JAN 1996	5	0.180	14.69	887 <b>SB</b> (5172)
5	GRÄBER Amadeus	GER	3 FEB 2005	4	0.163	14.70	886 (5102)

### Decathlon

#### 110m Hurdles - Race 2

Start Time: 10:11

Wind: +0.1 m/s

Rank	Name	Nat	Date of Birth	Lane	Reaction time	Result	Points (Points)
1	WILLIAMS Harrison	USA	7 MAR 1996	4	0.133	14.37	927 <b>SB</b> (5284)
2	CHURCH Lewis	GBR	27 SEP 1996	6	0.146	14.46	916 <b>SB</b> (4811)
3	KAUL Niklas	GER	11 FEB 1998	2	0.133	14.51	910 (5035)
4	NEUGEBAUER Leo	GER	19 JUN 2000	5	0.122	14.57	902 <b>-SB</b> (5534)
5	LILLEMETS Risto	EST	20 NOV 1997	3	0.139	14.64	894 <b>SB</b> (4963)
	HUBER Andrin	SUI	27 JUN 2004	1		DNS	

### Decathlon

#### 110m Hurdles - Race 3

Start Time: 10:17

Wind: -0.1 m/s

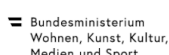
Rank	Name	Nat	Date of Birth	Lane	Reaction time	Result	Points (Points)
1	MARUYAMA Yuma	JPN	3 JUN 1998	2	0.116	13.89	989 (5158)
2	BALDWIN Heath	USA	8 FEB 2001	4	0.142	13.95	981 (5295)
3	ROOSEN Sven	NED	27 JUL 2001	1	0.126	14.08	964 <b>SB</b> (5176)
4	JÄRVINEN Tomas	CZE	21 OCT 2005	5	0.159 F <sup>1</sup>	14.18	951 (5301)
5	GAIO Finley	SUI	15 APR 1999	3	0.161	14.39	925 (5070)
6	MOITIE-CHARNOIS Maxime	FRA	15 APR 2004	6	0.152	14.60	899 <b>SB</b> (5075)

DISTANCE MEASUREMENT BY **Leica GEOSYSTEMS**

Page 17 of 29

Website: meeting-goetzis.at

printed at SUN 31 MAY 2026 18:35





# 51. Hypomeeting

Mösle-Stadium - Götzis (AUT)  
30th - 31st May 2026



## Result lists

### Decathlon

#### 110m Hurdles - Race 4

Start Time: 10:23

Wind: -0.7 m/s


Rank	Name	Nat	Date of Birth	Lane	Reaction time	Result	Points (Points)
1	EHAMMER Simon	SUI	7 FEB 2000	4	0.146	<b>13.48</b>	1043 <b>SB</b> (5805)
2	WARNER Damian	CAN	4 NOV 1989	3	0.133	<b>13.89</b>	989 (5530)
3	FERREIRA José Fernando	BRA	27 MAR 1999	5	0.135	<b>14.10</b>	962 (5045)
4	GLETTY Makenson	FRA	2 APR 1999	2	0.130	<b>14.24</b>	944 (5228)
5	FLEURISSON Fred Isaac	GER	17 JUL 2003	6	0.148	<b>14.43</b>	920 <b>SB</b> (4910)
	McMORRIS Hakim	USA	3 MAR 2000	1	0.128	<b>DNF</b>	0 (4467)

DISTANCE MEASUREMENT BY **Leica GEOSYSTEMS**

Website: [meeting-goetzis.at](http://meeting-goetzis.at)

Page 18 of 29

printed at SUN 31 MAY 2026 18:35





# 51. Hypomeeting

Mösle-Stadium - Götzis (AUT)  
30th - 31st May 2026



## Result lists

### Decathlon

Discus Throw

Start Time: 11:10

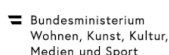
Rank	Name	Nat	Date of Birth	Order	Result	Points (Points)
1	NEUGEBAUER Leo	GER	19 JUN 2000	12	50.77	886 (6420)
2	TILGA Karel	EST	5 FEB 1998	11	50.44	880 SB (6000)
3	ROOSEN Sven	NED	27 JUL 2001	2	48.07	830 SB (6006)
4	LEPAGE Pierce	CAN	22 JAN 1996	6	47.76	824 SB (5996)
5	WILLIAMS Harrison	USA	7 MAR 1996	5	47.72	823 (6107)
6	KAUL Niklas	GER	11 FEB 1998	10	47.14	811 (5846)
7	WARNER Damian	CAN	4 NOV 1989	7	46.74	803 SB (6333)
8	LILLEMETS Risto	EST	20 NOV 1997	4	46.71	802 (5765)
9	TESSELAAR Jeff	NED	3 MAY 2003	3	44.62	759 (6011)
10	ROOSLEHT Rasmus	EST	25 JUL 2002	9	44.44	755 SB (5864)
11	GAIO Finley	SUI	15 APR 1999	6	44.18	750 (5820)
12	GRÄBER Amadeus	GER	3 FEB 2005	9	44.03	747 (5849)
13	MARUYAMA Yuma	JPN	3 JUN 1998	8	43.90	744 (5902)
14	JÄRVINEN Tomas	CZE	21 OCT 2005	10	43.76	741 PB (6042)
15	GLETTY Makenson	FRA	2 APR 1999	8	41.61	697 SB (5925)
16	FERREIRA José Fernando	BRA	27 MAR 1999	4	41.28	691 (5736)
17	BALDWIN Heath	USA	8 FEB 2001	5	41.10	687 (5982)
18	EHAMMER Simon	SUI	7 FEB 2000	3	41.09	687 (6492)
19	McMORRIS Hakim	USA	3 MAR 2000	1	39.94	663 (5130)
20	FLEURISSON Fred Isaac	GER	17 JUL 2003	2	38.10	626 SB (5536)
21	CHURCH Lewis	GBR	27 SEP 1996	7	37.82	620 SB (5431)
22	MOITIE-CHARNOIS Maxime	FRA	15 APR 2004	1	36.76	599 SB (5674)

DISTANCE MEASUREMENT BY **Leica GEOSYSTEMS**

Website: [meeting-goetzis.at](http://meeting-goetzis.at)

Page 19 of 29

printed at SUN 31 MAY 2026 18:35



## Result lists

### Discus Throw (cont.)

Discus Throw		1	2	3
1	NEUGEBAUER L	36.26	49.47	50.77
2	TILGA K	41.45	50.44	x
3	ROOSEN S	47.03	48.07	x
4	LEPAGE P	46.31	43.41	47.76
5	WILLIAMS H	44.94	47.46	47.72
6	KAUL N	45.64	47.14	x
7	WARNER D	43.36	46.74	x
8	LILLEMETS R	x	46.71	x
9	TESSELAAR J	44.62	43.39	34.35
10	ROOSLEHT R	44.44	x	x
11	GAIO F	44.18	x	41.51
12	GRÄBER A	40.17	44.03	43.91
13	MARUYAMA Y	40.85	x	43.90
14	JÄRVINEN T	43.76	39.91	41.61
15	GLETTY M	39.78	39.48	41.61
16	FERREIRA JF	x	41.28	x
17	BALDWIN H	39.84	x	41.10
18	EHAMMER S	41.09	x	x
19	McMORRIS H	39.94	-	-
20	FLEURISSON FI	x	38.10	x
21	CHURCH L	x	37.82	x
22	MOITIE-CHARNOISM	36.76	x	35.14

### Decathlon

#### Discus Throw - Group A

Start Time: 11:10

Rank	Name	Nat	Date of Birth	Order	Result	Points (Points)
1	NEUGEBAUER Leo	GER	19 JUN 2000	12	50.77	886 (6420)
2	TILGA Karel	EST	5 FEB 1998	11	50.44	880 SB (6000)
3	ROOSEN Sven	NED	27 JUL 2001	2	48.07	830 SB (6006)
4	LEPAGE Pierce	CAN	22 JAN 1996	6	47.76	824 SB (5996)
5	WILLIAMS Harrison	USA	7 MAR 1996	5	47.72	823 (6107)
6	KAUL Niklas	GER	11 FEB 1998	10	47.14	811 (5846)
7	WARNER Damian	CAN	4 NOV 1989	7	46.74	803 SB (6333)
8	LILLEMETS Risto	EST	20 NOV 1997	4	46.71	802 (5765)
9	TESSELAAR Jeff	NED	3 MAY 2003	3	44.62	759 (6011)
10	ROOSLEHT Rasmus	EST	25 JUL 2002	9	44.44	755 SB (5864)
11	MARUYAMA Yuma	JPN	3 JUN 1998	8	43.90	744 (5902)
12	McMORRIS Hakim	USA	3 MAR 2000	1	39.94	663 (5130)



# 51. Hypomeeting

Mösle-Stadium - Götzis (AUT)  
30th - 31st May 2026



## Result lists

### Discus Throw - Group A (cont.)

Discus Throw - Group A		1	2	3
1	NEUGEBAUER L	36.26	49.47	50.77
2	TILGA K	41.45	50.44	x
3	ROOSEN S	47.03	48.07	x
4	LEPAGE P	46.31	43.41	47.76
5	WILLIAMS H	44.94	47.46	47.72
6	KAUL N	45.64	47.14	x
7	WARNER D	43.36	46.74	x
8	LILLEMETS R	x	46.71	x
9	TESSELAAR J	44.62	43.39	34.35
10	ROOSLEHT R	44.44	x	x
11	MARUYAMA Y	40.85	x	43.90
12	McMORRIS H	39.94	-	-

### Decathlon

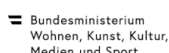
#### Discus Throw - Group B

Start Time: 11:10

Rank	Name	Nat	Date of Birth	Order	Result	Points (Points)
1	<b>GAIO Finley</b>	SUI	15 APR 1999	6	<b>44.18</b>	750 (5820)
2	<b>GRÄBER Amadeus</b>	GER	3 FEB 2005	9	<b>44.03</b>	747 (5849)
3	<b>JÄRVINEN Tomas</b>	CZE	21 OCT 2005	10	<b>43.76</b>	741 <b>PB</b> (6042)
4	<b>GLETTY Makenson</b>	FRA	2 APR 1999	8	<b>41.61</b>	697 <b>SB</b> (5925)
5	<b>FERREIRA José Fernando</b>	BRA	27 MAR 1999	4	<b>41.28</b>	691 (5736)
6	<b>BALDWIN Heath</b>	USA	8 FEB 2001	5	<b>41.10</b>	687 (5982)
7	<b>EHAMMER Simon</b>	SUI	7 FEB 2000	3	<b>41.09</b>	687 (6492)
8	<b>FLEURISSON Fred Isaac</b>	GER	17 JUL 2003	2	<b>38.10</b>	626 <b>SB</b> (5536)
9	<b>CHURCH Lewis</b>	GBR	27 SEP 1996	7	<b>37.82</b>	620 <b>SB</b> (5431)
10	<b>MOITIE-CHARNOIS Maxime</b>	FRA	15 APR 2004	1	<b>36.76</b>	599 <b>SB</b> (5674)

		1	2	3
1	GAIO F	44.18	x	41.51
2	GRÄBER A	40.17	44.03	43.91
3	JÄRVINEN T	43.76	39.91	41.61
4	GLETTY M	39.78	39.48	41.61
5	FERREIRA JF	x	41.28	x
6	BALDWIN H	39.84	x	41.10
7	EHAMMER S	41.09	x	x
8	FLEURISSON FI	x	38.10	x
9	CHURCH L	x	37.82	x
10	MOITIE-CHARNOIS M	36.76	x	35.14

DISTANCE MEASUREMENT BY **Leica GEOSYSTEMS**





# 51. Hypomeeting

Mösle-Stadium - Götzis (AUT)  
30th - 31st May 2026



## Result lists

### Decathlon Pole Vault

Start Time: 13:00

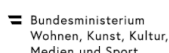
Rank	Name	Nat	Date of Birth	Order	Result	Points (Points)
1	GRÄBER Amadeus	GER	3 FEB 2005	9	5.20	972 (6821)
2	EHAMMER Simon	SUI	7 FEB 2000	6	5.20	972 (7464)
3	NEUGEBAUER Leo	GER	19 JUN 2000	11	5.00	910 =SB (7330)
4	MARUYAMA Yuma	JPN	3 JUN 1998	5	5.00	910 =PB (6812)
5	KAUL Niklas	GER	11 FEB 1998	2	4.90	880 =SB (6726)
6	MOITIE-CHARNOIS Maxime	FRA	15 APR 2004	7	4.90	880 SB (6554)
7	JÄRVINEN Tomas	CZE	21 OCT 2005	9	4.90	880 =PB (6922)
8	LEPAGE Pierce	CAN	22 JAN 1996	4	4.80	849 =SB (6845)
8	WILLIAMS Harrison	USA	7 MAR 1996	10	4.80	849 SB (6956)
10	LILLEMETS Risto	EST	20 NOV 1997	11	4.70	819 (6584)
11	TILGA Karel	EST	5 FEB 1998	5	4.70	819 SB (6819)
12	ROOSEN Sven	NED	27 JUL 2001	1	4.70	819 SB (6825)
13	WARNER Damian	CAN	4 NOV 1989	6	4.60	790 (7123)
14	TESELAAR Jeff	NED	3 MAY 2003	3	4.50	760 (6771)
15	CHURCH Lewis	GBR	27 SEP 1996	4	4.50	760 (6191)
16	FERREIRA José Fernando	BRA	27 MAR 1999	10	4.50	760 (6496)
17	BALDWIN Heath	USA	8 FEB 2001	7	4.40	731 (6713)
18	GAIO Finley	SUI	15 APR 1999	2	4.30	702 (6522)
	FLEURISSON Fred Isaac	GER	17 JUL 2003	1	NM	0 (5536)
	GLETTY Makenson	FRA	2 APR 1999	3	NM	0 (5925)
	ROOSLEHT Rasmus	EST	25 JUL 2002	8	NM	0 (5864)
	McMORRIS Hakim	USA	3 MAR 2000	8	DNS	

DISTANCE MEASUREMENT BY **Leica GEOSYSTEMS**

Page 22 of 29

Website: [meeting-goetzis.at](http://meeting-goetzis.at)

printed at SUN 31 MAY 2026 18:35





# 51. Hypomeeting

Mösle-Stadium - Götzis (AUT)  
30th - 31st May 2026



## Result lists

### Pole Vault (cont.)

Pole Vault		4.00	4.10	4.20	4.30	4.40	4.50	4.60	4.70	4.80	4.90	5.00	5.10	5.20	5.30
1	GRÄBER A					-	-	XO	O	O	O	O	O	O	XXX
2	EHAMMER S					-	-	-	-	O	O	O	O	XXO	XXX
3	NEUGEBAUER L					-	-	O	XO	XO	XO	O	XXX		
4	MARUYAMA Y					-	-	O	XO	O	XXO	XO	XXX		
5	KAUL N					-	-	XO	O	O	O	XXX			
6	MOITIE-CHARNOIS M					-	O	-	XO	-	XO	XXX			
7	JÄRVINEN T	-	-	O	-	XXX	-	O	XO	O	XO	XXX			
8	LEPAGE P					-	-	-	-	O	-	XXX			
8	WILLIAMS H					-	-	-	-	O	XXX				
10	LILLEMETS R					-	-	O	O	XXX					
11	TILGA K	-	-	-	-	XO	O	O	O	XXX					
12	ROOSEN S					-	O	XO	XO	XXX					
13	WARNER D	-	-	-	-	O	O	XXO	XXX						
14	TESSELAAR J	-	-	-	-	O	O	XXX							
15	CHURCH L	-	-	-	O	XO	O	XXX							
16	FERREIRA JF	-	-	O	-	-	XO	XXX							
17	BALDWIN H	-	-	-	-	O	-	XXX							
18	GAIO F	-	O	O	O	XXX									
	FLEURISSON FI	-	-	XXX											
	GLETTY M					-	-	-	XXX						
	ROOSLEHT R	-	-	-	-	XXX									
	McMORRIS H					-									

### Decathlon

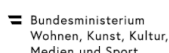
#### Pole Vault - Group A

Start Time: 13:00

Rank	Name	Nat	Date of Birth	Order	Result	Points (Points)
1	<b>GRÄBER Amadeus</b>	GER	3 FEB 2005	9	<b>5.20</b>	972 (6821)
2	<b>EHAMMER Simon</b>	SUI	7 FEB 2000	6	<b>5.20</b>	972 (7464)
3	<b>NEUGEBAUER Leo</b>	GER	19 JUN 2000	11	<b>5.00</b>	910 <b>=SB</b> (7330)
4	<b>MARUYAMA Yuma</b>	JPN	3 JUN 1998	5	<b>5.00</b>	910 <b>=PB</b> (6812)
5	<b>KAUL Niklas</b>	GER	11 FEB 1998	2	<b>4.90</b>	880 <b>=SB</b> (6726)
6	<b>MOITIE-CHARNOIS Maxime</b>	FRA	15 APR 2004	7	<b>4.90</b>	880 <b>SB</b> (6554)
7	<b>LEPAGE Pierce</b>	CAN	22 JAN 1996	4	<b>4.80</b>	849 <b>=SB</b> (6845)
7	<b>WILLIAMS Harrison</b>	USA	7 MAR 1996	10	<b>4.80</b>	849 <b>SB</b> (6956)
9	<b>ROOSEN Sven</b>	NED	27 JUL 2001	1	<b>4.70</b>	819 <b>SB</b> (6825)
	<b>GLETTY Makenson</b>	FRA	2 APR 1999	3	<b>NM</b>	0 (5925)
	<b>McMORRIS Hakim</b>	USA	3 MAR 2000	8	<b>DNS</b>	

		4.40	4.50	4.60	4.70	4.80	4.90	5.00	5.10	5.20	5.30
1	GRÄBER A	-	-	XO	O	O	O	O	O	O	XXX
2	EHAMMER S	-	-	-	-	O	O	O	O	XXO	XXX
3	NEUGEBAUER L	-	-	O	XO	XO	XO	O	XXX		
4	MARUYAMA Y	-	-	O	XO	O	XXO	XO	XXX		
5	KAUL N	-	-	XO	O	O	O	XXX			
6	MOITIE-CHARNOIS M	-	O	-	XO	-	XO	XXX			
7	LEPAGE P	-	-	-	-	O	-	XXX			
7	WILLIAMS H	-	-	-	-	O	XXX				
9	ROOSEN S	-	O	XO	XO	XXX					
	GLETTY M	-	-	-	XXX						

DISTANCE MEASUREMENT BY **Leica GEOSYSTEMS**





# 51. Hypomeeting

Mösle-Stadium - Götzis (AUT)  
30th - 31st May 2026



## Result lists

McMORRIS H

### Decathlon


#### Pole Vault - Group B

Start Time: 13:00

Rank	Name	Nat	Date of Birth	Order	Result	Points (Points)
1	JÄRVINEN Tomas	CZE	21 OCT 2005	9	4.90	880 <b>-PB</b> (6922)
2	LILLEMETS Risto	EST	20 NOV 1997	11	4.70	819 (6584)
3	TILGA Karel	EST	5 FEB 1998	5	4.70	819 <b>SB</b> (6819)
4	WARNER Damian	CAN	4 NOV 1989	6	4.60	790 (7123)
5	TESSELAAR Jeff	NED	3 MAY 2003	3	4.50	760 (6771)
6	CHURCH Lewis	GBR	27 SEP 1996	4	4.50	760 (6191)
7	FERREIRA José Fernando	BRA	27 MAR 1999	10	4.50	760 (6496)
8	BALDWIN Heath	USA	8 FEB 2001	7	4.40	731 (6713)
9	GAIO Finley	SUI	15 APR 1999	2	4.30	702 (6522)
	FLEURISSON Fred Isaac	GER	17 JUL 2003	1	NM	0 (5536)
	ROOSLEHT Rasmus	EST	25 JUL 2002	8	NM	0 (5864)

		4.00	4.10	4.20	4.30	4.40	4.50	4.60	4.70	4.80	4.90	5.00
1	JÄRVINEN T	-	-	o	-	xxo	-	o	xo	o	xo	xxx
2	LILLEMETS R	-	-	-	-	-	-	o	o	xxx	-	-
3	TILGA K	-	-	-	-	xo	o	o	o	xxx	-	-
4	WARNER D	-	-	-	-	o	o	xxo	xxx	-	-	-
5	TESSELAAR J	-	-	-	-	o	o	xxx	-	-	-	-
6	CHURCH L	-	-	-	o	xo	o	xxx	-	-	-	-
7	FERREIRA JF	-	-	o	-	-	xo	xxx	-	-	-	-
8	BALDWIN H	-	-	-	-	o	-	xxx	-	-	-	-
9	GAIO F	-	o	o	o	xxx	-	-	-	-	-	-
	FLEURISSON FI	-	-	xxx	-	-	-	-	-	-	-	-
	ROOSLEHT R	-	-	-	-	xxx	-	-	-	-	-	-

DISTANCE MEASUREMENT BY **Leica GEOSYSTEMS**





# 51. Hypomeeting

Mösle-Stadium - Götzis (AUT)  
30th - 31st May 2026



## Result lists

### Decathlon

Javelin Throw

Start Time: 15:45

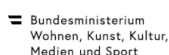
Rank	Name	Nat	Date of Birth	Order	Result	Points (Points)
1	KAUL Niklas	GER	11 FEB 1998	1	78.21	1015 <span>MDB</span> <span>SB</span> (7741)
2	BALDWIN Heath	USA	8 FEB 2001	9	72.60	929 <span>PB</span> (7642)
3	FERREIRA José Fernando	BRA	27 MAR 1999	5	67.98	859 <span>SB</span> (7355)
4	ROOSLEHT Rasmus	EST	25 JUL 2002	2	67.75	855 <span>PB</span> (6719)
5	TILGA Karel	EST	5 FEB 1998	3	65.69	824 <span>SB</span> (7643)
6	GRÄBER Amadeus	GER	3 FEB 2005	4	65.55	822 <span>PB</span> (7643)
7	ROOSEN Sven	NED	27 JUL 2001	5	65.07	814 <span>PB</span> (7639)
8	JÄRVINEN Tomas	CZE	21 OCT 2005	7	62.20	771 <span>PB</span> (7693)
9	LILLEMETS Risto	EST	20 NOV 1997	8	61.18	756 <span>SB</span> (7340)
10	GLETTY Makenson	FRA	2 APR 1999	3	60.17	740 <span>SB</span> (6665)
11	CHURCH Lewis	GBR	27 SEP 1996	4	59.19	726 <span>PB</span> (6917)
12	NEUGEBAUER Leo	GER	19 JUN 2000	10	58.46	715 <span>SB</span> (8045)
13	WARNER Damian	CAN	4 NOV 1989	9	54.93	662 <span>SB</span> (7785)
14	EHAMMER Simon	SUI	7 FEB 2000	11	54.38	654 <span>SB</span> (8118)
15	LEPAGE Pierce	CAN	22 JAN 1996	6	54.00	648 <span>SB</span> (7493)
16	MOITIE-CHARNOIS Maxime	FRA	15 APR 2004	7	53.86	646 <span>PB</span> (7200)
17	TESSELAAR Jeff	NED	3 MAY 2003	10	53.79	645 <span>SB</span> (7416)
18	WILLIAMS Harrison	USA	7 MAR 1996	8	50.99	603 <span>SB</span> (7559)
19	GAIO Finley	SUI	15 APR 1999	6	45.40	521 <span>SB</span> (7043)
	FLEURISSON Fred Isaac	GER	17 JUL 2003	1	NM	0 (5536)
	MARUYAMA Yuma	JPN	3 JUN 1998	2	NM	0 (6812)

DISTANCE MEASUREMENT BY **Leica GEOSYSTEMS**

Page 25 of 29

Website: [meeting-goetzis.at](http://meeting-goetzis.at)

printed at SUN 31 MAY 2026 18:35



## Result lists

### Javelin Throw (cont.)

Javelin Throw		1	2	3
1	KAUL N	78.21	77.63	-
2	BALDWIN H	65.04	64.41	72.60
3	FERREIRA JF	67.98	x	x
4	ROOSLEHT R	67.75	64.30	65.97
5	TILGA K	58.37	65.69	61.98
6	GRÄBER A	63.94	65.55	x
7	ROOSEN S	65.07	-	-
8	JÄRVINEN T	62.20	x	59.59
9	LILLEMETS R	56.74	55.04	61.18
10	GLETTY M	60.17	x	x
11	CHURCH L	56.86	59.14	59.19
12	NEUGEBAUER L	58.46	56.86	51.83
13	WARNER D	49.51	x	54.93
14	EHAMMER S	51.52	54.38	x
15	LEPAGE P	x	52.90	54.00
16	MOITIE-CHARNOIS M	53.86	52.34	x
17	TESSELAAR J	53.79	51.91	43.94
18	WILLIAMS H	50.99	49.45	x
19	GAIO F	45.40	45.14	45.30
	FLEURISSON FI	x	x	x
	MARUYAMA Y	x	-	-

### Decathlon

#### Javelin Throw - Group B

Start Time: 15:45

Rank	Name	Nat	Date of Birth	Order	Result	Points (Points)
1	<b>BALDWIN Heath</b>	USA	8 FEB 2001	9	<b>72.60</b>	929 <b>PB</b> (7642)
2	<b>FERREIRA José Fernando</b>	BRA	27 MAR 1999	5	<b>67.98</b>	859 <b>SB</b> (7355)
3	<b>ROOSLEHT Rasmus</b>	EST	25 JUL 2002	2	<b>67.75</b>	855 <b>PB</b> (6719)
4	<b>LILLEMETS Risto</b>	EST	20 NOV 1997	8	<b>61.18</b>	756 <b>SB</b> (7340)
5	<b>GLETTY Makenson</b>	FRA	2 APR 1999	3	<b>60.17</b>	740 <b>SB</b> (6665)
6	<b>CHURCH Lewis</b>	GBR	27 SEP 1996	4	<b>59.19</b>	726 <b>PB</b> (6917)
7	<b>MOITIE-CHARNOIS Maxime</b>	FRA	15 APR 2004	7	<b>53.86</b>	646 <b>PB</b> (7200)
8	<b>TESSELAAR Jeff</b>	NED	3 MAY 2003	10	<b>53.79</b>	645 <b>SB</b> (7416)
9	<b>GAIO Finley</b>	SUI	15 APR 1999	6	<b>45.40</b>	521 <b>SB</b> (7043)
	<b>FLEURISSON Fred Isaac</b>	GER	17 JUL 2003	1	<b>NM</b>	0 (5536)

		1	2	3
1	BALDWIN H	65.04	64.41	72.60
2	FERREIRA JF	67.98	x	x
3	ROOSLEHT R	67.75	64.30	65.97
4	LILLEMETS R	56.74	55.04	61.18
5	GLETTY M	60.17	x	x
6	CHURCH L	56.86	59.14	59.19
7	MOITIE-CHARNOIS M	53.86	52.34	x
8	TESSELAAR J	53.79	51.91	43.94
9	GAIO F	45.40	45.14	45.30
	FLEURISSON FI	x	x	x



# 51. Hypomeeting

Mösle-Stadium - Götzis (AUT)  
30th - 31st May 2026



## Result lists

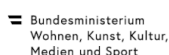
### Decathlon

#### Javelin Throw - Group A

Start Time: 16:45

Rank	Name	Nat	Date of Birth	Order	Result	Points (Points)
1	KAUL Niklas	GER	11 FEB 1998	1	78.21	1015 <b>MDB SB</b> (7741)
2	TILGA Karel	EST	5 FEB 1998	3	65.69	824 <b>SB</b> (7643)
3	GRÄBER Amadeus	GER	3 FEB 2005	4	65.55	822 <b>PB</b> (7643)
4	ROOSEN Sven	NED	27 JUL 2001	5	65.07	814 <b>PB</b> (7639)
5	JÄRVINEN Tomas	CZE	21 OCT 2005	7	62.20	771 <b>PB</b> (7693)
6	NEUGEBAUER Leo	GER	19 JUN 2000	10	58.46	715 <b>SB</b> (8045)
7	WARNER Damian	CAN	4 NOV 1989	9	54.93	662 <b>SB</b> (7785)
8	EHAMMER Simon	SUI	7 FEB 2000	11	54.38	654 <b>SB</b> (8118)
9	LEPAGE Pierce	CAN	22 JAN 1996	6	54.00	648 <b>SB</b> (7493)
10	WILLIAMS Harrison	USA	7 MAR 1996	8	50.99	603 <b>SB</b> (7559)
	MARUYAMA Yuma	JPN	3 JUN 1998	2	NM	0 (6812)

		1	2	3
1	KAUL N	78.21	77.63	-
2	TILGA K	58.37	65.69	61.98
3	GRÄBER A	63.94	65.55	x
4	ROOSEN S	65.07	-	-
5	JÄRVINEN T	62.20	x	59.59
6	NEUGEBAUER L	58.46	56.86	51.83
7	WARNER D	49.51	x	54.93
8	EHAMMER S	51.52	54.38	x
9	LEPAGE P	x	52.90	54.00
10	WILLIAMS H	50.99	49.45	x
	MARUYAMA Y	x	-	-





# 51. Hypomeeting

Mösle-Stadium - Götzis (AUT)  
30th - 31st May 2026

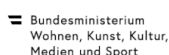


## Result lists

### Decathlon 1500m

Start Time: 18:00

Rank	Name	Nat	Date of Birth	Order	Result	Points (Points)
1	TESSELAAR Jeff	NED	3 MAY 2003	12	4:18.40	823 SB (8239)
2	ROOSEN Sven	NED	27 JUL 2001	9	4:23.31	789 SB (8428)
3	KAUL Niklas	GER	11 FEB 1998	4	4:23.67	787 SB (8528)
4	MOITIE-CHARNOIS Maxime	FRA	15 APR 2004	15	4:25.35	775 SB (7975)
5	TILGA Karel	EST	5 FEB 1998	7	4:26.17	770 SB (8413)
6	WILLIAMS Harrison	USA	7 MAR 1996	10	4:26.82	766 SB (8325)
7	CHURCH Lewis	GBR	27 SEP 1996	17	4:29.30	749 SB (7666)
8	LILLEMETS Risto	EST	20 NOV 1997	14	4:33.25	723 SB (8063)
9	BALDWIN Heath	USA	8 FEB 2001	8	4:34.60	715 SB (8357)
10	GAIO Finley	SUI	15 APR 1999	16	4:34.95	712 PB (7755)
11	WARNER Damian	CAN	4 NOV 1989	3	4:35.09	712 SB (8497)
12	JÄRVINEN Tomas	CZE	21 OCT 2005	5	4:35.82	707 SB (8400)
13	GRÄBER Amadeus	GER	3 FEB 2005	6	4:36.61	702 SB (8345)
14	NEUGEBAUER Leo	GER	19 JUN 2000	2	4:39.33	685 SB (8730)
15	ROOSLEHT Rasmus	EST	25 JUL 2002	19	4:40.78	675 PB (7394)
16	EHAMMER Simon	SUI	7 FEB 2000	1	4:43.22	660 SB (8778)
17	LEPAGE Pierce	CAN	22 JAN 1996	11	4:49.05	624 SB (8117)
18	FERREIRA José Fernando	BRA	27 MAR 1999	13	4:51.22	611 SB (7966)
	MARUYAMA Yuma	JPN	3 JUN 1998	18	DNS	





# 51. Hypomeeting

Mösle-Stadium - Götzis (AUT)  
30th - 31st May 2026



## Result lists

### Decathlon

1500m

Start Time: 18:00

Rank	Name	Nat	Date of Birth	Order	Result	Points (Points)
1	TESSELAAR Jeff	NED	3 MAY 2003	12	4:18.40	823 SB (8239)
2	ROOSEN Sven	NED	27 JUL 2001	9	4:23.31	789 SB (8428)
3	KAUL Niklas	GER	11 FEB 1998	4	4:23.67	787 SB (8528)
4	MOITIE-CHARNOIS Maxime	FRA	15 APR 2004	15	4:25.35	775 SB (7975)
5	TILGA Karel	EST	5 FEB 1998	7	4:26.17	770 SB (8413)
6	WILLIAMS Harrison	USA	7 MAR 1996	10	4:26.82	766 SB (8325)
7	CHURCH Lewis	GBR	27 SEP 1996	17	4:29.30	749 SB (7666)
8	LILLEMETS Risto	EST	20 NOV 1997	14	4:33.25	723 SB (8063)
9	BALDWIN Heath	USA	8 FEB 2001	8	4:34.60	715 SB (8357)
10	GAIO Finley	SUI	15 APR 1999	16	4:34.95	712 PB (7755)
11	WARNER Damian	CAN	4 NOV 1989	3	4:35.09	712 SB (8497)
12	JÄRVINEN Tomas	CZE	21 OCT 2005	5	4:35.82	707 SB (8400)
13	GRÄBER Amadeus	GER	3 FEB 2005	6	4:36.61	702 SB (8345)
14	NEUGEBAUER Leo	GER	19 JUN 2000	2	4:39.33	685 SB (8730)
15	ROOSLEHT Rasmus	EST	25 JUL 2002	19	4:40.78	675 PB (7394)
16	EHAMMER Simon	SUI	7 FEB 2000	1	4:43.22	660 SB (8778)
17	LEPAGE Pierce	CAN	22 JAN 1996	11	4:49.05	624 SB (8117)
18	FERREIRA José Fernando	BRA	27 MAR 1999	13	4:51.22	611 SB (7966)
	MARUYAMA Yuma	JPN	3 JUN 1998	18	DNS	

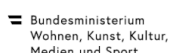
Intermediate times:  
 400m 1:07.87 TESSELAAR Jeff (NED)  
 800m 2:17.84 TESSELAAR Jeff (NED)  
 1200m 3:26.79 TESSELAAR Jeff (NED)

Legend  
 =PB Equal Personal Best      =SB Equal Season Best      MDB Meeting Decathlon Best      NR National Record  
 PB Personal Best      SB Season Best      WDB World Decathlon Best      WL World Lead

DISTANCE MEASUREMENT BY **Leica GEOSYSTEMS**

Website: meeting-goetzis.at

Page 29 of 29  
 printed at SUN 31 MAY 2026 18:35





# 51. Hypomeeting

Mösle-Stadium - Götzis (AUT)  
30th - 31st May 2026



## Result lists

TIMING, RESULTS SERVICE &  
DISTANCE MEASUREMENT BY



### Heptathlon

#### 100m Hurdles

Start Time: 11:05

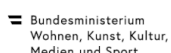
Rank	Name	Nat	Date of Birth	Lane	Result	Points (Points)
1	BROOKS Taliyah	USA	8 FEB 1995	2	12.87	1144 SB (1144)
2	KÄLIN Annik	SUI	27 APR 2000	4	12.91	1138 SB (1138)
3	MACDONALD Sienna	CAN	15 AUG 2002	5	13.20	1094 (1094)
4	OOSTERWEGEL Emma	NED	29 JUN 1998	3	13.21	1093 PB (1093)
5	VIDTS Noor	BEL	30 MAY 1996	4	13.24	1089 SB (1089)
6	O'DOWDA Jade	GBR	9 SEP 1999	2	13.25	1087 PB (1087)
7	DOKTER Sofie	NED	19 DEC 2002	4	13.27	1084 PB (1084)
8	GRIMM Vanessa	GER	22 APR 1997	1	13.39	1066 PB (1066)
9	WEIßENBERG Sophie	GER	24 SEP 1997	3	13.40	1065 PB (1065)
10	VIRJONEN Enni	FIN	14 MAY 2007	6	13.44	1059 PB (1059)
11	GEREVINI Sveva	ITA	31 MAY 1996	5	13.52	1047 SB (1047)
12	KRISZT Sarolta	HUN	28 OCT 2006	1	13.54	1044 SB (1044)
13	KAUL Emma	GER	19 MAR 2006	6	13.56	1041 SB (1041)
14	WEST Tori	AUS	14 OCT 1995	2	13.57	1040 (1040)
15	RÖTHLIN Sandra	SUI	2 JAN 1999	6	13.58	1039 SB (1039)
16	KELLER Lexie	USA	16 JAN 2000	4	13.58	1039 PB (1039)
17	WÄRFF Erika	SWE	16 JUL 2000	5	13.63	1031 PB (1031)
18	BENTO Mariana	POR	22 NOV 2001	4	13.65	1028 SB TR39.8.3 (1028)
19	JONES Allie	USA	29 JUN 2000	6	13.68	1024 (1024)
20	SPRENGEL Sandrina	GER	12 MAR 2004	3	13.70	1021 SB (1021)
21	SCHULER Chiara-Belinda	AUT	2 JUN 2001	1	13.73	1017 (1017)
22	le PHILIPPE Ysee	FRA	15 JAN 2002	2	13.75	1014 SB (1014)

DISTANCE MEASUREMENT BY Leica GEOSYSTEMS

Page 1 of 26

Website: meeting-goetzis.at

printed at SUN 31 MAY 2026 18:24





# 51. Hypomeeting

Mösle-Stadium - Götzis (AUT)  
30th - 31st May 2026



## Result lists

23	VANNINEN Saga	FIN	4 MAY 2003	1		13.80	1007 (1007)	SB
24	TRÜMPI Liana	SUI	10 JUN 2004	5		13.99	980 (980)	SB
25	BARBER Ellen	GBR	5 DEC 1997	3		14.01	977 (977)	PB
26	NTRAGKOMIROVA Anastasia	GRE	22 JAN 2003	2		14.19	952 (952)	SB
27	CHAPMAN Timara	USA	5 MAY 2000	5		14.22	947 (947)	
28	DEHNING Marie	GER	26 MAY 2003	6		14.26	942 (942)	
29	WILSON Maddie	NZL	5 APR 2002	1		14.31	935 (935)	
	JUSKEVICIUTE Beatrice	LTU	10 JAN 2000	3		DNF	0 (0)	

### Heptathlon

#### 100m Hurdles - Race 1

Start Time: 11:05

Wind: +0.3 m/s

Rank	Name	Nat	Date of Birth	Lane	Reaction time	Result	Points (Points)	
1	KELLER Lexie	USA	16 JAN 2000	4	0.180	13.58	1039 (1039)	PB
2	TRÜMPI Liana	SUI	10 JUN 2004	5	0.228	13.99	980 (980)	SB
3	BARBER Ellen	GBR	5 DEC 1997	3	0.179	14.01	977 (977)	PB
4	NTRAGKOMIROVA Anastasia	GRE	22 JAN 2003	2	0.151	14.19	952 (952)	SB
5	DEHNING Marie	GER	26 MAY 2003	6	0.181	14.26	942 (942)	
6	WILSON Maddie	NZL	5 APR 2002	1	0.174	14.31	935 (935)	

### Heptathlon

#### 100m Hurdles - Race 2

Start Time: 11:10

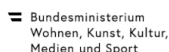
Wind: -1.3 m/s

Rank	Name	Nat	Date of Birth	Lane	Reaction time	Result	Points (Points)	
1	WEIßENBERG Sophie	GER	24 SEP 1997	3	0.144	13.40	1065 (1065)	PB
2	VIRJONEN Enni	FIN	14 MAY 2007	6	0.144	13.44	1059 (1059)	PB
3	WÄRFF Erika	SWE	16 JUL 2000	5	0.182	13.63	1031 (1031)	PB
4	BENTO Mariana	POR	22 NOV 2001	4	0.143 F <sup>1</sup>	13.65	1028 (1028)	SB TR39.8.3
5	SCHULER Chiara-Belinda	AUT	2 JUN 2001	1	0.107	13.73	1017 (1017)	
6	le PHILIPPE Ysee	FRA	15 JAN 2002	2	0.150	13.75	1014 (1014)	SB

DISTANCE MEASUREMENT BY **Leica GEOSYSTEMS**

Website: meeting-goetzis.at

Page 2 of 26  
printed at SUN 31 MAY 2026 18:24





# 51. Hypomeeting

Mösle-Stadium - Götzis (AUT)  
30th - 31st May 2026



## Result lists

### Heptathlon

#### 100m Hurdles - Race 3

Start Time: 11:15

Wind: +1.0 m/s

Rank	Name	Nat	Date of Birth	Lane	Reaction time	Result	Points (Points)
1	DOKTER Sofie	NED	19 DEC 2002	4	0.144	13.27	1084 <b>PB</b> (1084)
2	GRIMM Vanessa	GER	22 APR 1997	1	0.165	13.39	1066 <b>PB</b> (1066)
3	KAUL Emma	GER	19 MAR 2006	6	0.141	13.56	1041 <b>SB</b> (1041)
4	WEST Tori	AUS	14 OCT 1995	2	0.138	13.57	1040 (1040)
5	SPRENGEL Sandrina	GER	12 MAR 2004	3	0.133	13.70	1021 <b>SB</b> (1021)
6	CHAPMAN Timara	USA	5 MAY 2000	5	0.146	14.22	947 (947)

### Heptathlon

#### 100m Hurdles - Race 4

Start Time: 11:20

Wind: +0.6 m/s

Rank	Name	Nat	Date of Birth	Lane	Reaction time	Result	Points (Points)
1	OOSTERWEGEL Emma	NED	29 JUN 1998	3	0.191	13.21	1093 <b>PB</b> (1093)
2	VIDTS Noor	BEL	30 MAY 1996	4	0.137	13.24	1089 <b>SB</b> (1089)
3	O'DOWDA Jade	GBR	9 SEP 1999	2	0.196	13.25	1087 <b>PB</b> (1087)
4	GEREVINI Sveva	ITA	31 MAY 1996	5	0.147	13.52	1047 <b>SB</b> (1047)
5	KRISZT Sarolta	HUN	28 OCT 2006	1	0.154	13.54	1044 <b>SB</b> (1044)
6	RÖTHLIN Sandra	SUI	2 JAN 1999	6	0.150	13.58	1039 <b>SB</b> (1039)

### Heptathlon

#### 100m Hurdles - Race 5

Start Time: 11:25

Wind: -1.2 m/s

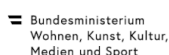
Rank	Name	Nat	Date of Birth	Lane	Reaction time	Result	Points (Points)
1	BROOKS Taliyah	USA	8 FEB 1995	2	0.121	12.87	1144 <b>SB</b> (1144)
2	KÄLIN Annik	SUI	27 APR 2000	4	0.145	12.91	1138 <b>SB</b> (1138)
3	MACDONALD Sienna	CAN	15 AUG 2002	5	0.187	13.20	1094 (1094)
4	JONES Allie	USA	29 JUN 2000	6	0.187	13.68	1024 (1024)
5	VANNINEN Saga	FIN	4 MAY 2003	1	0.117	13.80	1007 <b>SB</b> (1007)
	JUSKEVICIUTE Beatrice	LTU	10 JAN 2000	3	0.143	DNF	0 (0)

DISTANCE MEASUREMENT BY **Leica GEOSYSTEMS**

Website: meeting-goetzis.at

Page 3 of 26

printed at SUN 31 MAY 2026 18:24





# 51. Hypomeeting

Mösle-Stadium - Götzis (AUT)  
30th - 31st May 2026



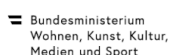
## Result lists

### Heptathlon High Jump

Start Time: 12:40

Rank	Name	Nat	Date of Birth	Order	Result	Points (Points)
1	WILSON Maddie	NZL	5 APR 2002	14	1.83	1016 (1951)
2	WÄRFF Erika	SWE	16 JUL 2000	10	1.83	1016 =PB (2047)
3	DOKTER Sofie	NED	19 DEC 2002	13	1.80	978 (2062)
3	SPRENGEL Sandrina	GER	12 MAR 2004	4	1.80	978 SB (1999)
5	O'DOWDA Jade	GBR	9 SEP 1999	12	1.80	978 SB (2065)
6	BROOKS Taliyah	USA	8 FEB 1995	9	1.77	941 =SB (2085)
6	GRIMM Vanessa	GER	22 APR 1997	3	1.77	941 SB (2007)
8	OOSTERWEGEL Emma	NED	29 JUN 1998	15	1.77	941 SB (2034)
8	VANNINEN Saga	FIN	4 MAY 2003	8	1.77	941 SB (1948)
10	NTRAGKOMIROVA Anastasia	GRE	22 JAN 2003	5	1.74	903 (1855)
11	VIRJONEN Enni	FIN	14 MAY 2007	9	1.74	903 SB (1962)
12	KÄLIN Annik	SUI	27 APR 2000	16	1.74	903 SB (2041)
12	WEIßENBERG Sophie	GER	24 SEP 1997	13	1.74	903 =SB (1968)
14	VIDTS Noor	BEL	30 MAY 1996	11	1.74	903 SB (1992)
14	WEST Tori	AUS	14 OCT 1995	1	1.74	903 (1943)
16	GEREVINI Sveva	ITA	31 MAY 1996	7	1.74	903 SB (1950)
17	KELLER Lexie	USA	16 JAN 2000	2	1.71	867 (1906)
18	BARBER Ellen	GBR	5 DEC 1997	6	1.68	830 (1807)
18	le PHILIPPE Ysee	FRA	15 JAN 2002	6	1.68	830 (1844)
20	BENTO Mariana	POR	22 NOV 2001	5	1.68	830 (1858)
21	KRISZT Sarolta	HUN	28 OCT 2006	12	1.68	830 SB (1874)
22	RÖTHLIN Sandra	SUI	2 JAN 1999	4	1.68	830 SB (1869)
22	TRÜMPI Liana	SUI	10 JUN 2004	14	1.68	830 (1810)
24	DEHNING Marie	GER	26 MAY 2003	2	1.68	830 (1772)

DISTANCE MEASUREMENT BY **Leica GEOSYSTEMS**





# 51. Hypomeeting

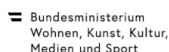
Mösle-Stadium - Götzis (AUT)  
30th - 31st May 2026



## Result lists

25	JUSKEVICIUTE Beatrice	LTU	10 JAN 2000	7	1.68	830 =SB (830)
26	KAUL Emma	GER	19 MAR 2006	3	1.65	795 SB (1836)
27	JONES Allie	USA	29 JUN 2000	11	1.65	795 (1819)
28	SCHULER Chiara-Belinda	AUT	2 JUN 2001	1	1.62	759 (1776)
29	MACDONALD Sienna	CAN	15 AUG 2002	8	1.62	759 (1853)
30	CHAPMAN Timara	USA	5 MAY 2000	10	1.62	759 (1706)

		1.53	1.56	1.59	1.62	1.65	1.68	1.71	1.74	1.77	1.80	1.83	1.86
1	WILSON M	-	-	-	-	-	-	-	o	-	xo	xo	xxx
2	WÄRFFE	-	-	-	o	o	o	o	o	o	xxo	xxo	r
3	DOKTERS	-	-	-	-	-	-	-	o	o	o	xxx	
3	SPRENGEL S	-	-	-	-	o	o	o	o	o	o	xxx	
5	O'DOWDA J	-	-	-	-	o	o	o	xo	xo	xxo	xxx	
6	BROOKS T	-	-	-	-	-	o	o	o	xo	xxx		
6	GRIMM V	-	-	-	-	o	o	o	o	xo	xxx		
8	OOSTERWEGEL E	-	-	-	-	o	o	o	xo	xxo	xxx		
8	VANNINEN S	-	-	-	-	-	o	xo	o	xxo	xxx		
10	NTRAGKMIROVA A	-	-	-	o	-	o	o	o	xxx			
11	VIRJONENE	-	-	o	xo	xo	xo	o	o	xxx			
12	KÁLIN A	-	-	o	o	o	o	o	xo	xxx			
12	WEIBENBERG S	-	-	-	-	-	o	o	xo	xxx			
14	VIDTS N	-	-	-	-	-	o	o	xxo	xxx			
14	WEST T	-	-	-	-	o	o	o	xxo	xxx			
16	GEREVINI S	-	-	-	xo	o	o	xxo	xxo	xxx			
17	KELLER L	-	-	-	o	o	o	xo	xxx				
18	BARBER E	-	-	o	o	o	o	xxx					
18	le PHILIPPE Y	-	-	-	o	o	o	xxx					
20	BENTO M	-	o	xo	o	o	o	xxx					
21	KRISZT S	-	-	xo	xo	o	xo	xxx					
22	RÖTHLIN S	-	o	o	o	o	xxo	xxx					
22	TRÜMPI L	-	-	o	o	o	xxo	xxx					
24	DEHNING M	-	-	o	o	xo	xxo	xxx					
25	JUSKEVICIUTE B	-	-	xxo	xo	xxo	xxo	xxx					
26	KAUL E	-	-	o	o	o	xxx						
27	JONES A	-	-	o	xo	xxo	xxx						
28	SCHULER CB	o	o	o	o	xxx							
29	MACDONALD S	-	-	xo	o	xxx							
30	CHAPMANT	-	-	-	xo	r							





# 51. Hypomeeting

Mösle-Stadium - Götzis (AUT)  
30th - 31st May 2026



## Result lists

### Heptathlon

#### High Jump - Group A

Start Time: 12:40

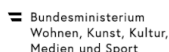
Rank	Name	Nat	Date of Birth	Order	Result	Points (Points)
1	WILSON Maddie	NZL	5 APR 2002	14	1.83	1016 (1951)
2	DOKTER Sofie	NED	19 DEC 2002	13	1.80	978 (2062)
2	SPRENGEL Sandrina	GER	12 MAR 2004	4	1.80	978 SB (1999)
4	O'DOWDA Jade	GBR	9 SEP 1999	12	1.80	978 SB (2065)
5	BROOKS Taliyah	USA	8 FEB 1995	9	1.77	941 =SB (2085)
5	GRIMM Vanessa	GER	22 APR 1997	3	1.77	941 SB (2007)
7	VANNINEN Saga	FIN	4 MAY 2003	8	1.77	941 SB (1948)
8	NTRAGKOMIROVA Anastasia	GRE	22 JAN 2003	5	1.74	903 (1855)
9	VIDTS Noor	BEL	30 MAY 1996	11	1.74	903 SB (1992)
9	WEST Tori	AUS	14 OCT 1995	1	1.74	903 (1943)
11	GEREVINI Sveva	ITA	31 MAY 1996	7	1.74	903 SB (1950)
12	KELLER Lexie	USA	16 JAN 2000	2	1.71	867 (1906)
13	le PHILIPPE Ysee	FRA	15 JAN 2002	6	1.68	830 (1844)
14	CHAPMAN Timara	USA	5 MAY 2000	10	1.62	759 (1706)

		1.53	1.56	1.59	1.62	1.65	1.68	1.71	1.74	1.77	1.80	1.83	1.86
1	WILSON M	-	-	-	-	-	-	-	o	-	xo	xo	xxx
2	DOKTER S	-	-	-	-	-	-	-	o	o	o	xxx	xxx
2	SPRENGEL S	-	-	-	-	o	o	o	o	o	o	xxx	xxx
4	O'DOWDA J	-	-	-	-	o	o	o	xo	xo	xxx	xxx	xxx
5	BROOKS T	-	-	-	-	-	o	o	o	xo	xxx	xxx	xxx
5	GRIMM V	-	-	-	-	o	o	o	o	xo	xxx	xxx	xxx
7	VANNINEN S	-	-	-	-	-	o	xo	o	xxo	xxx	xxx	xxx
8	NTRAGKOMIROVA A	-	-	-	o	-	o	o	o	xxx	xxx	xxx	xxx
9	VIDTS N	-	-	-	-	-	o	o	xxx	xxx	xxx	xxx	xxx
9	WEST T	-	-	-	-	o	o	o	xxx	xxx	xxx	xxx	xxx
11	GEREVINI S	-	-	-	xo	o	o	xxx	xxx	xxx	xxx	xxx	xxx
12	KELLER L	-	-	-	o	o	o	xo	xxx	xxx	xxx	xxx	xxx
13	le PHILIPPE Y	-	-	-	o	o	o	xxx	xxx	xxx	xxx	xxx	xxx
14	CHAPMAN T	-	-	-	xo	r							

DISTANCE MEASUREMENT BY **Leica GEOSYSTEMS**

Website: meeting-goetzis.at

printed at SUN 31 MAY 2026 18:24





# 51. Hypomeeting

Mösle-Stadium - Götzis (AUT)  
30th - 31st May 2026



## Result lists

### Heptathlon

#### High Jump - Group B

Start Time: 12:40

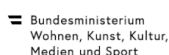
Rank	Name	Nat	Date of Birth	Order	Result	Points (Points)
1	WÄRFF Erika	SWE	16 JUL 2000	10	1.83	1016 =PB (2047)
2	OOSTERWEGEL Emma	NED	29 JUN 1998	15	1.77	941 SB (2034)
3	VIRJONEN Enni	FIN	14 MAY 2007	9	1.74	903 SB (1962)
4	KÄLIN Annik	SUI	27 APR 2000	16	1.74	903 SB (2041)
4	WEIßENBERG Sophie	GER	24 SEP 1997	13	1.74	903 =SB (1968)
6	BARBER Ellen	GBR	5 DEC 1997	6	1.68	830 (1807)
7	BENTO Mariana	POR	22 NOV 2001	5	1.68	830 (1858)
8	KRISZT Sarolta	HUN	28 OCT 2006	12	1.68	830 SB (1874)
9	RÖTHLIN Sandra	SUI	2 JAN 1999	4	1.68	830 SB (1869)
9	TRÜMPI Liana	SUI	10 JUN 2004	14	1.68	830 (1810)
11	DEHNING Marie	GER	26 MAY 2003	2	1.68	830 (1772)
12	JUSKEVICIUTE Beatrice	LTU	10 JAN 2000	7	1.68	830 =SB (830)
13	KAUL Emma	GER	19 MAR 2006	3	1.65	795 SB (1836)
14	JONES Allie	USA	29 JUN 2000	11	1.65	795 (1819)
15	SCHULER Chiara-Belinda	AUT	2 JUN 2001	1	1.62	759 (1776)
16	MACDONALD Sienna	CAN	15 AUG 2002	8	1.62	759 (1853)

		1.53	1.56	1.59	1.62	1.65	1.68	1.71	1.74	1.77	1.80	1.83	1.86
1	WÄRFF E	-	-	-	o	o	o	o	o	o	xxo	xxo	r
2	OOSTERWEGEL E	-	-	-	-	o	o	o	xo	xxo	xxx		
3	VIRJONEN E	-	-	o	xo	xo	xo	o	o	xxx			
4	KÄLIN A	-	-	o	o	o	o	o	xo	xxx			
4	WEIßENBERG S	-	-	-	-	o	o	o	xo	xxx			
6	BARBER E	-	-	o	o	o	o	xxx					
7	BENTO M	-	o	xo	o	o	o	xxx					
8	KRISZT S	-	-	xo	xo	o	xo	xxx					
9	RÖTHLIN S	-	o	o	o	o	xxo	xxx					
9	TRÜMPI L	-	-	o	o	o	xxo	xxx					
11	DEHNING M	-	-	o	o	xo	xxo	xxx					
12	JUSKEVICIUTE B	-	-	xxo	xo	xxo	xxo	xxx					
13	KAUL E	-	-	o	o	o	xxx						
14	JONES A	-	-	o	xo	xxo	xxx						
15	SCHULER CB	o	o	o	o	o	xxx						
16	MACDONALD S	-	-	xo	o	xxx							

DISTANCE MEASUREMENT BY **Leica GEOSYSTEMS**

Website: meeting-goetzis.at

printed at SUN 31 MAY 2026 18:24





# 51. Hypomeeting

Mösle-Stadium - Götzis (AUT)  
30th - 31st May 2026



## Result lists

### Heptathlon Shot Put

Start Time: 15:45

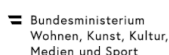
Rank	Name	Nat	Date of Birth	Order	Result	Points (Points)
1	GRIMM Vanessa	GER	22 APR 1997	13	15.41	888 (2895)
2	NTRAGKOMIROVA Anastasia	GRE	22 JAN 2003	15	15.34	884 (2739)
3	KELLER Lexie	USA	16 JAN 2000	10	14.86	852 <b>PB</b> (2758)
4	DOKTER Sofie	NED	19 DEC 2002	2	14.70	841 <b>PB</b> (2903)
5	SPRENGEL Sandrina	GER	12 MAR 2004	6	14.43	823 <b>PB</b> (2822)
6	BROOKS Taliyah	USA	8 FEB 1995	5	14.17	805 <b>SB</b> (2890)
7	BARBER Ellen	GBR	5 DEC 1997	15	14.14	803 (2610)
8	OOSTERWEGEL Emma	NED	29 JUN 1998	9	14.06	798 (2832)
9	VIRJONEN Enni	FIN	14 MAY 2007	10	13.95	791 (2753)
10	WÄRFF Erika	SWE	16 JUL 2000	7	13.87	785 (2832)
11	VIDTS Noor	BEL	30 MAY 1996	12	13.79	780 <b>SB</b> (2772)
12	WEIßENBERG Sophie	GER	24 SEP 1997	1	13.78	779 (2747)
13	RÖTHLIN Sandra	SUI	2 JAN 1999	11	13.70	774 <b>SB</b> (2643)
14	KÄLIN Annik	SUI	27 APR 2000	8	13.67	772 <b>SB</b> (2813)
15	VANNINEN Saga	FIN	4 MAY 2003	14	13.64	770 (2718)
16	GEREVINI Sveva	ITA	31 MAY 1996	6	13.48	759 <b>PB</b> (2709)
17	SCHULER Chiara-Belinda	AUT	2 JUN 2001	12	13.39	753 <b>SB</b> (2529)
18	WEST Tori	AUS	14 OCT 1995	8	13.37	752 <b>SB</b> (2695)
19	O'DOWDA Jade	GBR	9 SEP 1999	11	13.32	749 (2814)
20	DEHNING Marie	GER	26 MAY 2003	14	13.08	733 (2505)
21	JONES Allie	USA	29 JUN 2000	7	12.80	714 (2533)
22	BENTO Mariana	POR	22 NOV 2001	4	12.60	701 (2559)
23	TRÜMPI Liana	SUI	10 JUN 2004	13	12.57	699 (2509)
24	MACDONALD Sienna	CAN	15 AUG 2002	5	12.50	694 (2547)

DISTANCE MEASUREMENT BY **Leica GEOSYSTEMS**

Page 8 of 26

Website: [meeting-goetzis.at](http://meeting-goetzis.at)

printed at SUN 31 MAY 2026 18:24





# 51. Hypomeeting


Mösle-Stadium - Götzis (AUT)  
30th - 31st May 2026



## Result lists

25	KAUL Emma	GER	19 MAR 2006	3	12.15	671 SB (2507)
26	WILSON Maddie	NZL	5 APR 2002	4	12.10	668 (2619)
27	KRISZT Sarolta	HUN	28 OCT 2006	2	12.01	662 (2536)
28	le PHILIPPE Ysee	FRA	15 JAN 2002	1	11.74	644 PB (2488)
	CHAPMAN Timara	USA	5 MAY 2000	9	NM	0 (1706)
	JUSKEVICIUTE Beatrice	LTU	10 JAN 2000	3	DNS	

		1	2	3
1	GRIMM V	14.51	15.41	x
2	NTRAGKOMIROVA A	13.72	15.34	14.83
3	KELLER L	13.82	14.86	14.56
4	DOKTER S	14.70	12.97	13.24
5	SPRENGEL S	14.24	14.01	14.43
6	BROOKS T	12.83	13.75	14.17
7	BARBER E	13.77	14.14	x
8	OOSTERWEGEL E	13.33	14.06	13.87
9	VIRJONEN E	12.68	13.95	12.61
10	WÄRFFE	13.87	13.46	13.26
11	VIDTS N	13.07	13.60	13.79
12	WEIBENBERG S	12.85	13.78	x
13	RÖTHLIN S	13.09	13.48	13.70
14	KÄLINA	13.55	13.67	13.40
15	VANNINEN S	13.44	13.64	13.50
16	GEREVINI S	12.52	12.83	13.48
17	SCHULER CB	12.85	13.39	13.13
18	WEST T	12.93	13.37	13.21
19	O'DOWDA J	12.94	13.32	13.15
20	DEHNING M	12.94	x	13.08
21	JONES A	x	12.72	12.80
22	BENTON	11.29	12.60	12.30
23	TRÜMPI L	12.57	x	11.67
24	MACDONALD S	12.50	12.20	11.41
25	KAUL E	11.77	11.55	12.15
26	WILSON M	10.35	12.10	x
27	KRISZT S	10.90	11.72	12.01
28	le PHILIPPE Y	11.30	11.49	11.74
	CHAPMAN T	-	-	-
	JUSKEVICIUTE B	-	-	-





# 51. Hypomeeting

Mösle-Stadium - Götzis (AUT)  
30th - 31st May 2026



## Result lists

### Heptathlon

#### Shot Put - Group A

Start Time: 15:45

Rank	Name	Nat	Date of Birth	Order	Result	Points (Points)
1	GRIMM Vanessa	GER	22 APR 1997	13	15.41	888 (2895)
2	NTRAGKOMIROVA Anastasia	GRE	22 JAN 2003	15	15.34	884 (2739)
3	KELLER Lexie	USA	16 JAN 2000	10	14.86	852 <b>PB</b> (2758)
4	DOKTER Sofie	NED	19 DEC 2002	2	14.70	841 <b>PB</b> (2903)
5	SPRENGEL Sandrina	GER	12 MAR 2004	6	14.43	823 <b>PB</b> (2822)
6	BROOKS Taliyah	USA	8 FEB 1995	5	14.17	805 <b>SB</b> (2890)
7	OOSTERWEGEL Emma	NED	29 JUN 1998	9	14.06	798 (2832)
8	WÄRFF Erika	SWE	16 JUL 2000	7	13.87	785 (2832)
9	VIDTS Noor	BEL	30 MAY 1996	12	13.79	780 <b>SB</b> (2772)
10	WEIßENBERG Sophie	GER	24 SEP 1997	1	13.78	779 (2747)
11	RÖTHLIN Sandra	SUI	2 JAN 1999	11	13.70	774 <b>SB</b> (2643)
12	KÄLIN Annik	SUI	27 APR 2000	8	13.67	772 <b>SB</b> (2813)
13	VANNINEN Saga	FIN	4 MAY 2003	14	13.64	770 (2718)
14	BENTO Mariana	POR	22 NOV 2001	4	12.60	701 (2559)
	JUSKEVICIUTE Beatrice	LTU	10 JAN 2000	3	DNS	

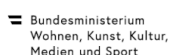
		1	2	3
1	GRIMM V	14.51	15.41	x
2	NTRAGKOMIROVA A	13.72	15.34	14.83
3	KELLER L	13.82	14.86	14.56
4	DOKTER S	14.70	12.97	13.24
5	SPRENGEL S	14.24	14.01	14.43
6	BROOKS T	12.83	13.75	14.17
7	OOSTERWEGEL E	13.33	14.06	13.87
8	WÄRFF E	13.87	13.46	13.26
9	VIDTS N	13.07	13.60	13.79
10	WEIßENBERG S	12.85	13.78	x
11	RÖTHLIN S	13.09	13.48	13.70
12	KÄLIN A	13.55	13.67	13.40
13	VANNINEN S	13.44	13.64	13.50
14	BENTO M	11.29	12.60	12.30
	JUSKEVICIUTE B			

DISTANCE MEASUREMENT BY **Leica GEOSYSTEMS**

Page 10 of 26

Website: meeting-goetzis.at

printed at SUN 31 MAY 2026 18:24





# 51. Hypomeeting

Mösle-Stadium - Götzis (AUT)  
30th - 31st May 2026



## Result lists

### Heptathlon

#### Shot Put - Group B

Start Time: 15:45

Rank	Name	Nat	Date of Birth	Order	Result	Points (Points)
1	BARBER Ellen	GBR	5 DEC 1997	15	14.14	803 (2610)
2	VIRJONEN Enni	FIN	14 MAY 2007	10	13.95	791 (2753)
3	GEREVINI Sveva	ITA	31 MAY 1996	6	13.48	759 <b>PB</b> (2709)
4	SCHULER Chiara-Belinda	AUT	2 JUN 2001	12	13.39	753 <b>SB</b> (2529)
5	WEST Tori	AUS	14 OCT 1995	8	13.37	752 <b>SB</b> (2695)
6	O'DOWDA Jade	GBR	9 SEP 1999	11	13.32	749 (2814)
7	DEHNING Marie	GER	26 MAY 2003	14	13.08	733 (2505)
8	JONES Allie	USA	29 JUN 2000	7	12.80	714 (2533)
9	TRÜMPI Liana	SUI	10 JUN 2004	13	12.57	699 (2509)
10	MACDONALD Sienna	CAN	15 AUG 2002	5	12.50	694 (2547)
11	KAUL Emma	GER	19 MAR 2006	3	12.15	671 <b>SB</b> (2507)
12	WILSON Maddie	NZL	5 APR 2002	4	12.10	668 (2619)
13	KRISZT Sarolta	HUN	28 OCT 2006	2	12.01	662 (2536)
14	le PHILIPPE Ysee	FRA	15 JAN 2002	1	11.74	644 <b>PB</b> (2488)
	CHAPMAN Timara	USA	5 MAY 2000	9	NM	0 (1706)

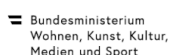
		1	2	3
1	BARBER E	13.77	14.14	x
2	VIRJONEN E	12.68	13.95	12.61
3	GEREVINI S	12.52	12.83	13.48
4	SCHULER CB	12.85	13.39	13.13
5	WEST T	12.93	13.37	13.21
6	O'DOWDA J	12.94	13.32	13.15
7	DEHNING M	12.94	x	13.08
8	JONES A	x	12.72	12.80
9	TRÜMPI L	12.57	x	11.67
10	MACDONALD S	12.50	12.20	11.41
11	KAUL E	11.77	11.55	12.15
12	WILSON M	10.35	12.10	x
13	KRISZT S	10.90	11.72	12.01
14	le PHILIPPE Y	11.30	11.49	11.74
	CHAPMAN T	-	-	-

DISTANCE MEASUREMENT BY **Leica GEOSYSTEMS**

Page 11 of 26

Website: meeting-goetzis.at

printed at SUN 31 MAY 2026 18:24





# 51. Hypomeeting

Mösle-Stadium - Götzis (AUT)  
30th - 31st May 2026



## Result lists

### Heptathlon 200m

Start Time: 17:00

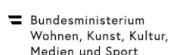
Rank	Name	Nat	Date of Birth	Lane	Result	Points (Points)
1	DOKTER Sofie	NED	19 DEC 2002	3	23.13	1066 <b>PB</b> (3969)
2	WEIßENBERG Sophie	GER	24 SEP 1997	6	23.25	1054 <b>PB</b> (3801)
3	KÄLIN Annik	SUI	27 APR 2000	4	23.33	1046 <b>PB</b> (3859)
4	OOSTERWEGEL Emma	NED	29 JUN 1998	4	23.65	1015 <b>PB</b> (3847)
5	GEREVINI Sveva	ITA	31 MAY 1996	5	23.73	1007 <b>SB</b> (3716)
6	WEST Tori	AUS	14 OCT 1995	6	23.99	982 <b>SB</b> (3677)
7	VIRJONEN Enni	FIN	14 MAY 2007	4	24.04	977 <b>SB</b> (3730)
8	KRISZT Sarolta	HUN	28 OCT 2006	5	24.06	975 <b>SB</b> (3511)
9	KAUL Emma	GER	19 MAR 2006	2	24.12	969 <b>PB</b> (3476)
10	TRÜMPI Liana	SUI	10 JUN 2004	3	24.19	963 <b>SB</b> (3472)
11	BROOKS Taliyah	USA	8 FEB 1995	4	24.23	959 (3849)
12	BENTO Mariana	POR	22 NOV 2001	6	24.25	957 <b>PB</b> (3516)
13	GRIMM Vanessa	GER	22 APR 1997	5	24.30	952 <b>SB</b> (3847)
14	DEHNING Marie	GER	26 MAY 2003	5	24.31	951 <b>SB</b> (3456)
15	O'DOWDA Jade	GBR	9 SEP 1999	4	24.34	948 <b>PB</b> (3762)
16	VIDTS Noor	BEL	30 MAY 1996	6	24.45	938 <b>SB</b> (3710)
17	MACDONALD Sienna	CAN	15 AUG 2002	3	24.60	924 <b>SB</b> (3471)
18	BARBER Ellen	GBR	5 DEC 1997	6	24.61	923 <b>SB</b> (3533)
19	le PHILIPPE Ysee	FRA	15 JAN 2002	6	24.64	920 <b>SB</b> (3408)
20	WÄRFF Erika	SWE	16 JUL 2000	2	24.70	915 <b>PB</b> (3747)
21	SPRENGEL Sandrina	GER	12 MAR 2004	3	24.74	911 <b>SB</b> (3733)
22	RÖTHLIN Sandra	SUI	2 JAN 1999	4	24.75	910 <b>SB</b> (3553)
23	SCHULER Chiara-Belinda	AUT	2 JUN 2001	5	24.80	905 <b>SB</b> (3434)
24	WILSON Maddie	NZL	5 APR 2002	3	24.81	904 <b>SB</b> (3523)

DISTANCE MEASUREMENT BY **Leica** GEOSYSTEMS

Page 12 of 26

Website: meeting-goetzis.at

printed at SUN 31 MAY 2026 18:24





# 51. Hypomeeting

Mösle-Stadium - Götzis (AUT)  
30th - 31st May 2026



## Result lists

25	KELLER Lexie	USA	16 JAN 2000	3		24.83	902 (3660)
26	VANNINEN Saga	FIN	4 MAY 2003	2		24.94	892 SB (3610)
27	JONES Allie	USA	29 JUN 2000	2		24.95	891 SB (3424)
28	NTRAGKOMIROVA Anastasia	GRE	22 JAN 2003	2		25.61	832 SB (3571)
	CHAPMAN Timara	USA	5 MAY 2000	5		DNS	
	JUSKEVICIUTE Beatrice	LTU	10 JAN 2000	2		DNS	

### Heptathlon

#### 200m - Race 1

Start Time: 17:00

Wind: -1.1 m/s

Rank	Name	Nat	Date of Birth	Lane	Reaction time	Result	Points (Points)
1	BENTO Mariana	POR	22 NOV 2001	6	0.163	24.25	957 PB (3516)
2	O'DOWDA Jade	GBR	9 SEP 1999	4	0.198	24.34	948 PB (3762)
3	SCHULER Chiara-Belinda	AUT	2 JUN 2001	5	0.126	24.80	905 SB (3434)
4	WILSON Maddie	NZL	5 APR 2002	3	0.156	24.81	904 SB (3523)
5	NTRAGKOMIROVA Anastasia	GRE	22 JAN 2003	2	0.144	25.61	832 SB (3571)

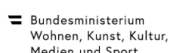
### Heptathlon

#### 200m - Race 2

Start Time: 17:05

Wind: +0.7 m/s

Rank	Name	Nat	Date of Birth	Lane	Reaction time	Result	Points (Points)
1	DEHNING Marie	GER	26 MAY 2003	5	0.195	24.31	951 SB (3456)
2	le PHILIPPE Ysee	FRA	15 JAN 2002	6	0.175	24.64	920 SB (3408)
3	WÄRFF Erika	SWE	16 JUL 2000	2	0.175	24.70	915 PB (3747)
4	RÖTHLIN Sandra	SUI	2 JAN 1999	4	0.151	24.75	910 SB (3553)
5	KELLER Lexie	USA	16 JAN 2000	3	0.224	24.83	902 (3660)





# 51. Hypomeeting

Mösle-Stadium - Götzis (AUT)  
30th - 31st May 2026



## Result lists

### Heptathlon

200m - Race 3

Start Time: 17:10

Wind: +0.7 m/s

Rank	Name	Nat	Date of Birth	Lane	Reaction time	Result	Points (Points)
1	VIRJONEN Enni	FIN	14 MAY 2007	4	0.150	24.04	977 SB (3730)
2	GRIMM Vanessa	GER	22 APR 1997	5	0.174	24.30	952 SB (3847)
3	BARBER Ellen	GBR	5 DEC 1997	6	0.178	24.61	923 SB (3533)
4	SPRENGEL Sandrina	GER	12 MAR 2004	3	0.124	24.74	911 SB (3733)
5	VANNINEN Saga	FIN	4 MAY 2003	2	0.126	24.94	892 SB (3610)

### Heptathlon

200m - Race 4

Start Time: 17:15

Wind: -0.4 m/s

Rank	Name	Nat	Date of Birth	Lane	Reaction time	Result	Points (Points)
1	OOSTERWEGEL Emma	NED	29 JUN 1998	4	0.206	23.65	1015 PB (3847)
2	WEST Tori	AUS	14 OCT 1995	6	0.138	23.99	982 SB (3677)
3	KAUL Emma	GER	19 MAR 2006	2	0.143	24.12	969 PB (3476)
4	TRÜMPI Liana	SUI	10 JUN 2004	3	0.160	24.19	963 SB (3472)
	CHAPMAN Timara	USA	5 MAY 2000	5		DNS	

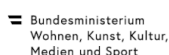
### Heptathlon

200m - Race 5

Start Time: 17:20

Wind: +0.5 m/s

Rank	Name	Nat	Date of Birth	Lane	Reaction time	Result	Points (Points)
1	GEREVINI Sveva	ITA	31 MAY 1996	5	0.154	23.73	1007 SB (3716)
2	BROOKS Taliyah	USA	8 FEB 1995	4	0.135	24.23	959 (3849)
3	VIDTS Noor	BEL	30 MAY 1996	6	0.156	24.45	938 SB (3710)
4	MACDONALD Sienna	CAN	15 AUG 2002	3	0.152	24.60	924 SB (3471)
	JUSKEVICIUTE Beatrice	LTU	10 JAN 2000	2		DNS	





# 51. Hypomeeting

Mösle-Stadium - Götzis (AUT)  
30th - 31st May 2026



## Result lists

### Heptathlon

200m - Race 6

Start Time: 17:25

Wind: 0.0 m/s


Rank	Name	Nat	Date of Birth	Lane	Reaction time	Result	Points (Points)
1	DOKTER Sofie	NED	19 DEC 2002	3	0.161	<b>23.13</b>	1066 <b>PB</b> (3969)
2	WEIßENBERG Sophie	GER	24 SEP 1997	6	0.168	<b>23.25</b>	1054 <b>PB</b> (3801)
3	KÄLIN Annik	SUI	27 APR 2000	4	0.143	<b>23.33</b>	1046 <b>PB</b> (3859)
4	KRISZT Sarolta	HUN	28 OCT 2006	5	0.146	<b>24.06</b>	975 <b>SB</b> (3511)
5	JONES Allie	USA	29 JUN 2000	2	0.180	<b>24.95</b>	891 <b>SB</b> (3424)

DISTANCE MEASUREMENT BY **Leica GEOSYSTEMS**

Website: [meeting-goetzis.at](http://meeting-goetzis.at)

Page 15 of 26

printed at SUN 31 MAY 2026 18:24





# 51. Hypomeeting

Mösle-Stadium - Götzis (AUT)  
30th - 31st May 2026



## Result lists

### Heptathlon Long Jump

Start Time: 11:45

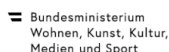
Rank	Name	Nat	Date of Birth	Order	Result	Points (Points)
1	KÄLIN Annik	SUI	27 APR 2000	14	<b>6.96</b>	1159 <b>SB</b> (5018)
2	DOKTER Sofie	NED	19 DEC 2002	7	<b>6.47</b>	997 (4966)
3	WEIßENBERG Sophie	GER	24 SEP 1997	5	<b>6.40</b>	975 <b>SB</b> (4776)
4	OOSTERWEGEL Emma	NED	29 JUN 1998	1	<b>6.39</b>	972 <b>SB</b> (4819)
5	O'DOWDA Jade	GBR	9 SEP 1999	12	<b>6.36</b>	962 <b>SB</b> (4724)
6	KRISZT Sarolta	HUN	28 OCT 2006	4	<b>6.33</b>	953 <b>=PB</b> (4464)
7	NTRAGKOMIROVA Anastasia	GRE	22 JAN 2003	2	<b>6.31</b>	946 <b>SB</b> (4517)
8	KELLER Lexie	USA	16 JAN 2000	10	<b>6.28</b>	937 <b>SB</b> (4597)
9	WILSON Maddie	NZL	5 APR 2002	13	<b>6.28</b>	937 (4460)
10	VIDTS Noor	BEL	30 MAY 1996	10	<b>6.21</b>	915 <b>SB</b> (4625)
11	MACDONALD Sienna	CAN	15 AUG 2002	3	<b>6.21</b>	915 (4386)
12	GRIMM Vanessa	GER	22 APR 1997	8	<b>6.17</b>	902 <b>SB</b> (4749)
13	SPRENGEL Sandrina	GER	12 MAR 2004	8	<b>6.16</b>	899 (4632)
14	BARBER Ellen	GBR	5 DEC 1997	3	<b>6.13</b>	890 <b>PB</b> (4423)
15	GEREVINI Sveva	ITA	31 MAY 1996	1	<b>6.13</b>	890 (4606)
16	DEHNING Marie	GER	26 MAY 2003	9	<b>6.07</b>	871 (4327)
17	le PHILIPPE Ysee	FRA	15 JAN 2002	9	<b>6.06</b>	868 (4276)
18	VANNINEN Saga	FIN	4 MAY 2003	11	<b>6.05</b>	865 <b>SB</b> (4475)
19	WÄRFF Erika	SWE	16 JUL 2000	5	<b>6.01</b>	853 <b>PB</b> (4600)
20	KAUL Emma	GER	19 MAR 2006	4	<b>6.01</b>	853 <b>PB</b> (4329)
21	VIRJONEN Enni	FIN	14 MAY 2007	7	<b>5.92</b>	825 (4555)
22	JONES Allie	USA	29 JUN 2000	6	<b>5.91</b>	822 (4246)
23	TRÜMPI Liana	SUI	10 JUN 2004	14	<b>5.89</b>	816 (4288)
24	RÖTHLIN Sandra	SUI	2 JAN 1999	12	<b>5.87</b>	810 <b>=SB</b> (4363)

DISTANCE MEASUREMENT BY **Leica** GEOSYSTEMS

Page 16 of 26

Website: meeting-goetzis.at

printed at SUN 31 MAY 2026 18:24





# 51. Hypomeeting

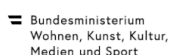
Mösle-Stadium - Götzis (AUT)  
30th - 31st May 2026



## Result lists

<b>25</b>	<b>SCHULER Chiara-Belinda</b>	AUT	2 JUN 2001	6	<b>5.85</b>	804 <b>SB</b> (4238)
<b>26</b>	<b>BENTO Mariana</b>	POR	22 NOV 2001	2	<b>5.70</b>	759 (4275)
<b>27</b>	<b>WEST Tori</b>	AUS	14 OCT 1995	11	<b>5.59</b>	726 (4403)
	<b>BROOKS Taliyah</b>	USA	8 FEB 1995	13	<b>NM</b>	0 (3849)

		<b>1</b>		<b>2</b>		<b>3</b>
1	KÄLIN A	6.81 (+1.1)		6.96 (+2.2)		6.73 (+1.0)
2	DOKTER S	6.47 (+0.2)		5.98 (-0.1)		6.16 (-0.1)
3	WEIRENBERG S	6.40 (+0.9)		6.22 (-1.6)		6.25 (-0.6)
4	OOSTERWEGELE	6.23 (+2.1)		6.34 (+0.3)		6.39 (+0.8)
5	O'DOWDA J	6.24 (-1.1)		6.36 (-0.5)		x (-1.5)
6	KRISZT S	6.14 (-0.6)		6.21 (-0.6)		6.33 (+0.4)
7	NTRAGKOMIROVA A	6.31 (+0.4)		x (-0.6)		6.11 (+1.3)
8	KELLER L	5.91 (-0.7)		6.28 (-0.4)		6.20 (-1.2)
9	WILSON M	6.04 (0.0)		6.15 (+0.4)		6.28 (+0.4)
10	VIDTS N	6.10 (-1.0)		6.21 (-0.2)		6.17 (-0.7)
11	MACDONALD S	6.21 (-0.4)		x (+0.7)		x (+1.0)
12	GRIMM V	6.12 (+0.5)		6.17 (-0.5)		6.00 (-0.6)
13	SPRENGEL S	6.11 (-0.8)		6.16 (-0.5)		6.10 (+0.2)
14	BARBER E	6.13 (-0.1)		x (+0.1)		6.04 (+0.6)
15	GEREVINI S	6.13 (+1.4)		5.84 (+0.6)		5.87 (+1.0)
16	DEHNING M	6.07 (-0.9)		5.85 (+0.2)		6.01 (-0.6)
17	le PHILIPPE Y	6.02 (-0.5)		6.06 (0.0)		5.95 (-0.5)
18	VANNINEN S	6.01 (-0.5)		6.05 (-0.4)		5.98 (-0.3)
19	WÄRFFE	6.01 (-0.1)		5.84 (-0.6)		x (-0.4)
20	KAUL E	5.77 (+0.5)		5.79 (-2.0)		6.01 (-0.2)
21	VIRJONEN E	5.92 (-1.0)		x (-0.3)		5.89 (+0.3)
22	JONES A	5.91 (-0.6)		5.68 (-1.2)		5.87 (-1.0)
23	TRÜMPI L	5.89 (+1.1)		x (+1.3)		5.37 (-1.0)
24	RÖTHLIN S	x (-0.3)		5.84 (+1.1)		5.87 (+0.6)
25	SCHULER CB	5.66 (-1.4)		5.85 (-0.8)		x (+0.4)
26	BENTO M	5.70 (+0.6)		5.68 (+0.5)		x (+2.0)
27	WEST T	5.59 (-1.0)		4.30 (+0.6)		4.19 (-1.0)
	BROOKST	x (-0.4)		x (+0.8)		-





# 51. Hypomeeting

Mösle-Stadium - Götzis (AUT)  
30th - 31st May 2026



## Result lists

### Heptathlon

Long Jump - Group A

Start Time: 11:45

Rank	Name	Nat	Date of Birth	Order	Result	Points (Points)
1	KÄLIN Annik	SUI	27 APR 2000	14	6.96	1159 SB (5018)
2	DOKTER Sofie	NED	19 DEC 2002	7	6.47	997 (4966)
3	WEIßENBERG Sophie	GER	24 SEP 1997	5	6.40	975 SB (4776)
4	O'DOWDA Jade	GBR	9 SEP 1999	12	6.36	962 SB (4724)
5	KRISZT Sarolta	HUN	28 OCT 2006	4	6.33	953 =PB (4464)
6	NTRAGKOMIROVA Anastasia	GRE	22 JAN 2003	2	6.31	946 SB (4517)
7	VIDTS Noor	BEL	30 MAY 1996	10	6.21	915 SB (4625)
8	MACDONALD Sienna	CAN	15 AUG 2002	3	6.21	915 (4386)
9	SPRENGEL Sandrina	GER	12 MAR 2004	8	6.16	899 (4632)
10	GEREVINI Sveva	ITA	31 MAY 1996	1	6.13	890 (4606)
11	le PHILIPPE Ysee	FRA	15 JAN 2002	9	6.06	868 (4276)
12	VANNINEN Saga	FIN	4 MAY 2003	11	6.05	865 SB (4475)
13	JONES Allie	USA	29 JUN 2000	6	5.91	822 (4246)
	BROOKS Taliyah	USA	8 FEB 1995	13	NM	0 (3849)

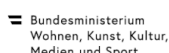
		1		2		3	
1	KÄLIN A	6.81	(+1.1)	6.96	(+2.2)	6.73	(+1.0)
2	DOKTER S	6.47	(+0.2)	5.98	(-0.1)	6.16	(-0.1)
3	WEIßENBERG S	6.40	(+0.9)	6.22	(-1.6)	6.25	(-0.6)
4	O'DOWDA J	6.24	(-1.1)	6.36	(-0.5)	x	(-1.5)
5	KRISZT S	6.14	(-0.6)	6.21	(-0.6)	6.33	(+0.4)
6	NTRAGKOMIROVA A	6.31	(+0.4)	x	(-0.6)	6.11	(+1.3)
7	VIDTS N	6.10	(-1.0)	6.21	(-0.2)	6.17	(-0.7)
8	MACDONALD S	6.21	(-0.4)	x	(+0.7)	x	(+1.0)
9	SPRENGEL S	6.11	(-0.8)	6.16	(-0.5)	6.10	(+0.2)
10	GEREVINI S	6.13	(+1.4)	5.84	(+0.6)	5.87	(+1.0)
11	le PHILIPPE Y	6.02	(-0.5)	6.06	(0.0)	5.95	(-0.5)
12	VANNINEN S	6.01	(-0.5)	6.05	(-0.4)	5.98	(-0.3)
13	JONES A	5.91	(-0.6)	5.68	(-1.2)	5.87	(-1.0)
	BROOKST	x	(-0.4)	x	(+0.8)	-	

DISTANCE MEASUREMENT BY **Leica GEOSYSTEMS**

Page 18 of 26

Website: meeting-goetzis.at

printed at SUN 31 MAY 2026 18:24





# 51. Hypomeeting

Mösle-Stadium - Götzis (AUT)  
30th - 31st May 2026



## Result lists

### Heptathlon

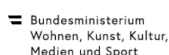
#### Long Jump - Group B

Start Time: 11:45

Rank	Name	Nat	Date of Birth	Order	Result	Points (Points)
1	OOSTERWEGEL Emma	NED	29 JUN 1998	1	6.39	972 SB (4819)
2	KELLER Lexie	USA	16 JAN 2000	10	6.28	937 SB (4597)
3	WILSON Maddie	NZL	5 APR 2002	13	6.28	937 (4460)
4	GRIMM Vanessa	GER	22 APR 1997	8	6.17	902 SB (4749)
5	BARBER Ellen	GBR	5 DEC 1997	3	6.13	890 PB (4423)
6	DEHNING Marie	GER	26 MAY 2003	9	6.07	871 (4327)
7	WÄRFF Erika	SWE	16 JUL 2000	5	6.01	853 PB (4600)
8	KAUL Emma	GER	19 MAR 2006	4	6.01	853 PB (4329)
9	VIRJONEN Enni	FIN	14 MAY 2007	7	5.92	825 (4555)
10	TRÜMPI Liana	SUI	10 JUN 2004	14	5.89	816 (4288)
11	RÖTHLIN Sandra	SUI	2 JAN 1999	12	5.87	810 -SB (4363)
12	SCHULER Chiara-Belinda	AUT	2 JUN 2001	6	5.85	804 SB (4238)
13	BENTO Mariana	POR	22 NOV 2001	2	5.70	759 (4275)
14	WEST Tori	AUS	14 OCT 1995	11	5.59	726 (4403)

		1		2		3	
1	OOSTERWEGEL E	6.23	(+2.1)	6.34	(+0.3)	6.39	(+0.8)
2	KELLER L	5.91	(-0.7)	6.28	(-0.4)	6.20	(-1.2)
3	WILSON M	6.04	(0.0)	6.15	(+0.4)	6.28	(+0.4)
4	GRIMM V	6.12	(+0.5)	6.17	(-0.5)	6.00	(-0.6)
5	BARBER E	6.13	(-0.1)	x	(+0.1)	6.04	(+0.6)
6	DEHNING M	6.07	(-0.9)	5.85	(+0.2)	6.01	(-0.6)
7	WÄRFF E	6.01	(-0.1)	5.84	(-0.6)	x	(-0.4)
8	KAUL E	5.77	(+0.5)	5.79	(-2.0)	6.01	(-0.2)
9	VIRJONEN E	5.92	(-1.0)	x	(-0.3)	5.89	(+0.3)
10	TRÜMPI L	5.89	(+1.1)	x	(+1.3)	5.37	(-1.0)
11	RÖTHLIN S	x	(-0.3)	5.84	(+1.1)	5.87	(+0.6)
12	SCHULER CB	5.66	(-1.4)	5.85	(-0.8)	x	(+0.4)
13	BENTO M	5.70	(+0.6)	5.68	(+0.5)	x	(+2.0)
14	WEST T	5.59	(-1.0)	4.30	(+0.6)	4.19	(-1.0)

DISTANCE MEASUREMENT BY **Leica GEOSYSTEMS**





# 51. Hypomeeting

Mösle-Stadium - Götzis (AUT)  
30th - 31st May 2026



## Result lists

### Heptathlon

Javelin Throw

Start Time: 13:30

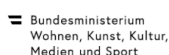
Rank	Name	Nat	Date of Birth	Order	Result	Points (Points)
1	DEHNING Marie	GER	26 MAY 2003	1	56.33	983 <b>PB</b> (5310)
2	OOSTERWEGEL Emma	NED	29 JUN 1998	12	52.50	909 <b>SB</b> (5728)
3	KAUL Emma	GER	19 MAR 2006	6	50.25	865 <b>PB</b> (5194)
4	WÄRFF Erika	SWE	16 JUL 2000	5	49.76	855 <b>SB</b> (5455)
5	WEST Tori	AUS	14 OCT 1995	9	48.65	834 <b>SB</b> (5237)
6	GEREVINI Sveva	ITA	31 MAY 1996	6	48.52	831 <b>PB</b> (5437)
7	SPRENGEL Sandrina	GER	12 MAR 2004	8	47.75	817 <b>SB</b> (5449)
8	KRISZT Sarolta	HUN	28 OCT 2006	12	47.14	805 <b>PB</b> (5269)
9	WEIßENBERG Sophie	GER	24 SEP 1997	11	46.12	785 <b>SB</b> (5561)
10	SCHULER Chiara-Belinda	AUT	2 JUN 2001	1	45.76	778 (5016)
11	BARBER Ellen	GBR	5 DEC 1997	10	45.43	772 <b>SB</b> (5195)
12	KÄLIN Annik	SUI	27 APR 2000	14	45.25	768 <b>SB</b> (5786)
13	NTRAGKOMIROVA Anastasia	GRE	22 JAN 2003	2	45.25	768 <b>SB</b> (5285)
14	VIRJONEN Enni	FIN	14 MAY 2007	3	44.94	762 <b>SB</b> (5317)
15	DOKTER Sofie	NED	19 DEC 2002	13	44.00	744 <b>SB</b> (5710)
16	VIDTS Noor	BEL	30 MAY 1996	7	42.55	716 <b>SB</b> (5341)
17	O'DOWDA Jade	GBR	9 SEP 1999	9	42.36	713 <b>SB</b> (5437)
18	BENTO Mariana	POR	22 NOV 2001	3	42.21	710 (4985)
19	GRIMM Vanessa	GER	22 APR 1997	10	41.61	698 (5447)
20	RÖTHLIN Sandra	SUI	2 JAN 1999	7	41.21	691 <b>SB</b> (5054)
21	WILSON Maddie	NZL	5 APR 2002	11	41.05	687 (5147)
22	KELLER Lexie	USA	16 JAN 2000	4	40.69	681 <b>SB</b> (5278)
23	TRÜMPI Liana	SUI	10 JUN 2004	5	35.85	588 <b>SB</b> (4876)
24	le PHILIPPE Ysee	FRA	15 JAN 2002	4	31.57	506 <b>SB</b> (4782)

DISTANCE MEASUREMENT BY **Leica GEOSYSTEMS**

Page 20 of 26

Website: meeting-goetzis.at

printed at SUN 31 MAY 2026 18:24





# 51. Hypomeeting


Mösle-Stadium - Götzis (AUT)  
30th - 31st May 2026



## Result lists

<b>JONES Allie</b>	USA	29 JUN 2000	2		<b>NM</b>	0 (4246)
<b>MACDONALD Sienna</b>	CAN	15 AUG 2002	8		<b>DNS</b>	
<b>VANNINEN Saga</b>	FIN	4 MAY 2003	13		<b>DNS</b>	

		1	2	3
1	DEHNING M	56.33	x	-
2	OOSTERWEGEL E	44.57	52.50	51.61
3	KAUL E	x	50.25	-
4	WÄRFF E	43.18	49.76	x
5	WEST T	46.05	40.93	48.65
6	GEREVINI S	42.20	43.58	48.52
7	SPRENGEL S	x	47.75	x
8	KRISZT S	47.14	x	40.65
9	WEIBENBERG S	46.12	43.98	45.84
10	SCHULER CB	45.76	45.15	45.15
11	BARBER E	44.59	44.92	45.43
12	KÄLINA	x	45.25	45.03
13	NTRAGKOMIROVA A	45.25	x	x
14	VIRJONENE	39.46	42.39	44.94
15	DOKTER S	35.67	44.00	39.90
16	VIDTS N	41.49	41.55	42.55
17	O'DOWDA J	41.59	41.57	42.36
18	BENTO M	42.21	x	x
19	GRIMM V	x	41.61	41.18
20	RÖTHLIN S	39.35	40.65	41.21
21	WILSON M	36.02	38.34	41.05
22	KELLER L	40.69	37.14	x
23	TRÜMPI L	35.30	35.85	34.91
24	le PHILIPPEY	x	x	31.57
	JONES A	x	x	x
	MACDONALD S			
	VANNINEN S			





# 51. Hypomeeting

Mösle-Stadium - Götzis (AUT)  
30th - 31st May 2026



## Result lists


### Heptathlon

#### Javelin Throw - Group B

Start Time: 13:30

Rank	Name	Nat	Date of Birth	Order	Result	Points (Points)
1	KAUL Emma	GER	19 MAR 2006	6	50.25	865 <b>PB</b> (5194)
2	WEST Tori	AUS	14 OCT 1995	9	48.65	834 <b>SB</b> (5237)
3	KRISZT Sarolta	HUN	28 OCT 2006	12	47.14	805 <b>PB</b> (5269)
4	SCHULER Chiara-Belinda	AUT	2 JUN 2001	1	45.76	778 (5016)
5	BARBER Ellen	GBR	5 DEC 1997	10	45.43	772 <b>SB</b> (5195)
6	BENTO Mariana	POR	22 NOV 2001	3	42.21	710 (4985)
7	RÖTHLIN Sandra	SUI	2 JAN 1999	7	41.21	691 <b>SB</b> (5054)
8	WILSON Maddie	NZL	5 APR 2002	11	41.05	687 (5147)
9	TRÜMPI Liana	SUI	10 JUN 2004	5	35.85	588 <b>SB</b> (4876)
10	le PHILIPPE Ysee	FRA	15 JAN 2002	4	31.57	506 <b>SB</b> (4782)
	JONES Allie	USA	29 JUN 2000	2	NM	0 (4246)
	MACDONALD Sienna	CAN	15 AUG 2002	8	DNS	
	VANNINEN Saga	FIN	4 MAY 2003	13	DNS	

		1	2	3
1	KAUL E	x	50.25	-
2	WEST T	46.05	40.93	48.65
3	KRISZT S	47.14	x	40.65
4	SCHULER CB	45.76	45.15	45.15
5	BARBER E	44.59	44.92	45.43
6	BENTO M	42.21	x	x
7	RÖTHLIN S	39.35	40.65	41.21
8	WILSON M	36.02	38.34	41.05
9	TRÜMPI L	35.30	35.85	34.91
10	le PHILIPPE Y	x	x	31.57
	JONES A	x	x	x
	MACDONALD S			
	VANNINEN S			





# 51. Hypomeeting

Mösle-Stadium - Götzis (AUT)  
30th - 31st May 2026



## Result lists

### Heptathlon

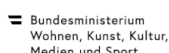
#### Javelin Throw - Group A

Start Time: 14:40

Rank	Name	Nat	Date of Birth	Order	Result	Points (Points)
1	DEHNING Marie	GER	26 MAY 2003	1	56.33	983 <b>PB</b> (5310)
2	OOSTERWEGEL Emma	NED	29 JUN 1998	12	52.50	909 <b>SB</b> (5728)
3	WÄRFF Erika	SWE	16 JUL 2000	5	49.76	855 <b>SB</b> (5455)
4	GEREVINI Sveva	ITA	31 MAY 1996	6	48.52	831 <b>PB</b> (5437)
5	SPRENGEL Sandrina	GER	12 MAR 2004	8	47.75	817 <b>SB</b> (5449)
6	WEIßENBERG Sophie	GER	24 SEP 1997	11	46.12	785 <b>SB</b> (5561)
7	KÄLIN Annik	SUI	27 APR 2000	14	45.25	768 <b>SB</b> (5786)
8	NTRAGKOMIROVA Anastasia	GRE	22 JAN 2003	2	45.25	768 <b>SB</b> (5285)
9	VIRJONEN Enni	FIN	14 MAY 2007	3	44.94	762 <b>SB</b> (5317)
10	DOKTER Sofie	NED	19 DEC 2002	13	44.00	744 <b>SB</b> (5710)
11	VIDTS Noor	BEL	30 MAY 1996	7	42.55	716 <b>SB</b> (5341)
12	O'DOWDA Jade	GBR	9 SEP 1999	9	42.36	713 <b>SB</b> (5437)
13	GRIMM Vanessa	GER	22 APR 1997	10	41.61	698 (5447)
14	KELLER Lexie	USA	16 JAN 2000	4	40.69	681 <b>SB</b> (5278)

		1	2	3
1	DEHNING M	56.33	x	-
2	OOSTERWEGEL E	44.57	52.50	51.61
3	WÄRFF E	43.18	49.76	x
4	GEREVINI S	42.20	43.58	48.52
5	SPRENGEL S	x	47.75	x
6	WEIßENBERG S	46.12	43.98	45.84
7	KÄLIN A	x	45.25	45.03
8	NTRAGKOMIROVA A	45.25	x	x
9	VIRJONEN E	39.46	42.39	44.94
10	DOKTER S	35.67	44.00	39.90
11	VIDTS N	41.49	41.55	42.55
12	O'DOWDA J	41.59	41.57	42.36
13	GRIMM V	x	41.61	41.18
14	KELLER L	40.69	37.14	x

DISTANCE MEASUREMENT BY **Leica GEOSYSTEMS**





# 51. Hypomeeting

Mösle-Stadium - Götzis (AUT)  
30th - 31st May 2026



## Result lists

### Heptathlon 800m

Start Time: 16:20

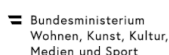
Rank	Name	Nat	Date of Birth	Lane	Result	Points (Points)
1	OOSTERWEGEL Emma	NED	29 JUN 1998	2	2:09.19	977 SB (6705)
2	GEREVINI Sveva	ITA	31 MAY 1996	6-1	2:09.25	976 SB (6413)
3	BARBER Eilen	GBR	5 DEC 1997	5-2	2:09.39	974 PB (6169)
4	KELLER Lexie	USA	16 JAN 2000	4-2	2:09.58	971 PB (6249)
5	VIDTS Noor	BEL	30 MAY 1996	1	2:09.67	969 SB (6310)
6	JONES Allie	USA	29 JUN 2000	6-2	2:10.78	953 SB (5199)
7	le PHILIPPE Ysee	FRA	15 JAN 2002	6-1	2:11.23	947 PB (5729)
8	KRISZT Sarolta	HUN	28 OCT 2006	5-1	2:11.43	944 SB (6213)
9	KÄLIN Annik	SUI	27 APR 2000	1	2:11.72	940 SB (6726)
10	GRIMM Vanessa	GER	22 APR 1997	5-2	2:12.08	934 PB (6381)
11	DOKTER Sofie	NED	19 DEC 2002	3-1	2:13.28	917 (6627)
12	O'DOWDA Jade	GBR	9 SEP 1999	6-2	2:13.57	913 SB (6350)
13	KAUL Emma	GER	19 MAR 2006	1	2:13.80	910 SB (6104)
14	RÖTHLIN Sandra	SUI	2 JAN 1999	2	2:14.16	905 PB (5959)
15	WEIßENBERG Sophie	GER	24 SEP 1997	3-2	2:15.37	888 PB (6449)
16	SPRENGEL Sandrina	GER	12 MAR 2004	5-1	2:15.97	879 (6328)
17	TRÜMPI Liana	SUI	10 JUN 2004	5	2:16.27	875 SB (5751)
18	WILSON Maddie	NZL	5 APR 2002	6-2	2:16.34	874 (6021)
19	VIRJONEN Enni	FIN	14 MAY 2007	2	2:16.50	872 PB (6189)
20	DEHNING Marie	GER	26 MAY 2003	3	2:16.59	870 PB (6180)
21	WEST Tori	AUS	14 OCT 1995	6-1	2:17.44	859 (6096)
22	SCHULER Chiara-Belinda	AUT	2 JUN 2001	3	2:18.15	849 PB (5865)
23	BENTO Mariana	POR	22 NOV 2001	4	2:18.57	843 (5828)
24	WÄRFF Erika	SWE	16 JUL 2000	4	2:20.57	816 PB (6271)

DISTANCE MEASUREMENT BY **Leica** GEOSYSTEMS

Page 24 of 26

Website: meeting-goetzis.at

printed at SUN 31 MAY 2026 18:24





# 51. Hypomeeting

Mösle-Stadium - Götzis (AUT)  
30th - 31st May 2026



## Result lists

25 NTRAGKOMIROVA Anastasia GRE 22 JAN 2003 4-1 2:30.52 686 SB  
(5971)

### Heptathlon

800m - Race 1

Start Time: 16:20

Rank	Name	Nat	Date of Birth	Lane	Result	Points (Points)
1	JONES Allie	USA	29 JUN 2000	6-2	2:10.78	953 SB (5199)
2	le PHILIPPE Ysee	FRA	15 JAN 2002	6-1	2:11.23	947 PB (5729)
3	KAUL Emma	GER	19 MAR 2006	1	2:13.80	910 SB (6104)
4	RÖTHLIN Sandra	SUI	2 JAN 1999	2	2:14.16	905 PB (5959)
5	TRÜMPI Liana	SUI	10 JUN 2004	5	2:16.27	875 SB (5751)
6	SCHULER Chiara-Belinda	AUT	2 JUN 2001	3	2:18.15	849 PB (5865)
7	BENTO Mariana	POR	22 NOV 2001	4	2:18.57	843 (5828)

Intermediate times:: 400m 59.98 JONES Allie (USA)

### Heptathlon

800m - Race 2

Start Time: 16:26

Rank	Name	Nat	Date of Birth	Lane	Result	Points (Points)
1	BARBER Ellen	GBR	5 DEC 1997	5-2	2:09.39	974 PB (6169)
2	KELLER Lexie	USA	16 JAN 2000	4-2	2:09.58	971 PB (6249)
3	VIDTS Noor	BEL	30 MAY 1996	1	2:09.67	969 SB (6310)
4	KRISZT Sarolta	HUN	28 OCT 2006	5-1	2:11.43	944 SB (6213)
5	WILSON Maddie	NZL	5 APR 2002	6-2	2:16.34	874 (6021)
6	VIRJONEN Enni	FIN	14 MAY 2007	2	2:16.50	872 PB (6189)
7	DEHNING Marie	GER	26 MAY 2003	3	2:16.59	870 PB (6180)
8	WEST Tori	AUS	14 OCT 1995	6-1	2:17.44	859 (6096)
9	NTRAGKOMIROVA Anastasia	GRE	22 JAN 2003	4-1	2:30.52	686 SB (5971)

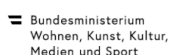
Intermediate times:: 400m 58.82 KRISZT Sarolta (HUN)

DISTANCE MEASUREMENT BY **Leica GEOSYSTEMS**

Page 25 of 26

Website: meeting-goetzis.at

printed at SUN 31 MAY 2026 18:24





# 51. Hypomeeting

Mösle-Stadium - Götzis (AUT)  
30th - 31st May 2026



## Result lists

### Heptathlon

800m - Race 3

Start Time: 16:32

Rank	Name	Nat	Date of Birth	Lane	Result	Points (Points)
1	OOSTERWEGEL Emma	NED	29 JUN 1998	2	2:09.19	977 SB (6705)
2	GEREVINI Sveva	ITA	31 MAY 1996	6-1	2:09.25	976 SB (6413)
3	KÄLIN Annik	SUI	27 APR 2000	1	2:11.72	940 SB (6726)
4	GRIMM Vanessa	GER	22 APR 1997	5-2	2:12.08	934 PB (6381)
5	DOKTER Sofie	NED	19 DEC 2002	3-1	2:13.28	917 (6627)
6	O'DOWDA Jade	GBR	9 SEP 1999	6-2	2:13.57	913 SB (6350)
7	WEIßENBERG Sophie	GER	24 SEP 1997	3-2	2:15.37	888 PB (6449)
8	SPRENGEL Sandrina	GER	12 MAR 2004	5-1	2:15.97	879 (6328)
9	WÄRFF Erika	SWE	16 JUL 2000	4	2:20.57	816 PB (6271)

Intermediate times: 400m 1:03.84 GEREVINI Sveva (ITA)

Legend  
=PB Equal Personal Best =SB Equal Season Best PB Personal Best SB Season Best

DISTANCE MEASUREMENT BY **Leica GEOSYSTEMS**

